

FLORIDA STATE FOOTBALL

SPRING PROSPECTUS



**PRESTON
PARKER**



**HEAD COACH
BOBBY BOWDEN**



**DARRIN
BROWN**

FLORIDA STATE FOOTBALL



GENERAL INFORMATION

Location: Tallahassee, FL
 Stadium: Bobby Bowden Field at Doak S. Campbell
 Capacity 82,300
 Surface: Natural Grass
 Enrollment: 38,553
 Colors: Garnet and Gold
SYMBOL: Seminoles
 Founded: 1851
 President: Dr. T.K. Wetherell
 Athletics Director: Randy Spetman

FOOTBALL INFORMATION

Offensive System: Multiple
 Defensive System: 4-3 Multiple
 Conference: Atlantic Coast
 2007 Record: 7-6
 2007 Conference Record: 4-4
 2007 Final National Rank: NA
 2007 Bowl Appearance: Music City Bowl

SPORTS INFORMATION

SID: Tina Dechausay
 Football SID: Elliott Finebloom
 Office Phone: (850) 644-0615
 Cell Phone: (850) 694-1768
 E-Mail: efinebloom@fsu.edu
 SID Mailing Address: P.O. Box 2195, Tallahassee, FL 32316
 Website: www.seminoles.com
 Fax: (850) 644-3820
 Press Box Phone: (850) 644-4057

COACHING STAFF

Head Coach: Bobby Bowden (Howard '53)
 Record at FSU: 300-87-4 (32)
 Overall Record: 373-119-4 (42)
 Coach's Phone: (850) 644-0097
 Best Time To Contact: Through FSU SID
 Assistant Coaches: Mickey Andrews (Assoc. Head Coach/
 Defensive Coordinator/Secondary), Chuck Amato (Executive
 Head Coach/Linebackers), Rick Trickett (Assistant Head Coach/
 Offensive Line), Jimbo Fisher (Offensive Coordinator/
 Quarterbacks), Dexter Carter (Running Backs), Jody Allen
 (Defensive Ends/Special Teams Coordinator), James Coley (Tight
 Ends/Recruiting), Lawrence Dawsey (Wide Receivers), Odell
 Haggins (Defensive Tackles)

PLAYER INFORMATION

Lettermen Returning: 38
 Lettermen Lost: 15
 Starters Returning: O (7) D (7) ST (1)
 Starters Lost: O (4) D (4) ST (3)
 Offensive Starters Returning: Drew Weatherford (QB), Seddrick
 Holloway (FB), Antone Smith (RB), Greg Carr (WR), Ryan
 McMahon (C), Daron Rose (LT) and Rodney Hudson (LG)

Defensive Starters Returning: Everette Brown (LE), Budd
 Thacker (NG), Dekoda Watson (SLB), Derek Nicholson (MLB),
 Tony Carter (CB), Patrick Robinson (CB) and Myron Rolle (RV)

Specialists Returning: Graham Gano (P)

All-Star Candidates: Preston Parker (WR), Ryan McMahon (C),
 Rodney Hudson (LG), Everette Brown (LE), Derek Nicholson
 (MLB), Patrick Robinson (CB) and Myron Rolle (RV)

2008 SCHEDULE

Sept. 6	Western Carolina	Tallahassee
Sept. 13	Chattanooga	Tallahassee
Sept. 20	Wake Forest	Tallahassee
Sept. 27	Colorado	Jacksonville
Oct. 4	Miami	Miami
Oct. 11	BYE	
Oct. 16	NC State	Raleigh
Oct. 25	Virginia Tech	Tallahassee
Nov. 1	Georgia Tech	Atlanta
Nov. 8	Clemson	Tallahassee
Nov. 15	Boston College	Tallahassee
Nov. 22	Maryland	College Park
Nov. 29	Florida	Tallahassee

2007 RESULTS (7-6, 4-4)

		FSU-OPP
Sept. 3	at Clemson	18-24
Sept. 8	UAB	34-24
Sept. 15	at Colorado	16-6
Sept. 29	Alabama	21-14
Oct. 6	NC State	27-10
Oct. 11	at Wake Forest	21-24
Oct. 20	Miami	29-37
Oct. 27	Duke	25-6
Nov. 3	at Boston College	27-17
Nov. 10	at Virginia Tech	21-40
Nov. 17	Maryland	24-16
Nov. 24	at Florida	12-45
Dec. 31	Kentucky	28-35

FLORIDA STATE FOOTBALL

WHAT YOU NEED TO KNOW

Number Changes

Player	New Number	Old Number
Greg Carr	18	89
Aaron Gresham	51	92
Brandon Paul	8	13

New Numbers

Player	Number
Nigel Bradham	13
Terrance Parks	27
Shawn Powell	49
Vince Williams	46

New Positions

Player	New Position	Old Position
Dumaka Atkins	DL	OL
Kenny Ingram	LB	S
Benjamin Lampkin	DE	LB
Jamie Robinson	FS	CB

Spring Dates

Date	Day	Event
March 18	Tuesday	Run
March 19	Wednesday	
March 21	Friday	
March 22	Saturday	1/2 Scrimmage
March 24	Monday	1/2 Scrimmage
March 26	Wednesday	1/2 Scrimmage
March 28	Friday	
March 29	Saturday	Scrimmage
March 31	Monday	
April 2	Wednesday	
April 4	Friday	1/2 Scrimmage
April 5	Saturday	Scrimmage
April 7	Monday	
April 9	Wednesday	1/2 Scrimmage
April 12	Garnet & Gold Game	7:00 p.m.

Spring Injury Report

OUT

Kendrick Stewart	Shoulder Surgery (right)
Michael Ray Garvin	Running Track

LIMITED

Mister Alexander	Knee
Richard Goodman	Ankle
Kevin McNeil	Shoulder
Neefy Moffett	Wrist
Marcus Sims	Ankle

2007 Redshirts

Dionte Allen
 Taiwan Easterling
 Will Furlong
 A.J. Ganguzza
 Antwane Greenlee
 Aaron Gresham
 Jamar Jackson
 Brandon Paul
 Bert Reed
 Cameron Wade

PERSONNEL CHART

RETURNING

Starters Returning	15
Offense	7
Defense	7
Punter/Placekicker	1

Offense: Drew Weatherford (QB), Seddrick Holloway (FB), Antone Smith (RB), Greg Carr (WR), Ryan McMahon (C), Daron Rose (LT) and Rodney Hudson (LG)

Defense: Everette Brown (LE), Budd Thacker (NG), Dekoda Watson (SLB), Derek Nicholson (MLB), Tony Carter (CB), Patrick Robinson (CB) and Myron Rolle (RV)

Specialists: Graham Gano (P)

NOT RETURNING

Starters Lost	9
Offense	4
Defense	4
Punter/Placekicker	1

Offense: Jacky Claude (RG), De'Cody Fagg (WR), Charlie Graham (TE), David Overmyer (RT)

Defense: Alex Boston (DE), Letroy Guion (DT), Geno Hayes (WLB), Roger Williams (FS)

Specialists: Gary Cismesia (PK)

Other Key Losses: Brent Moody (HO/P), Garrison Sanborn (DS)

Starters Returning/Lost By Position

Position	Returning	Lost
Quarterback	1	0
Running Back	1	0
Full Back	1	0
Wide Receiver	1	1
Tight End	0	1
Offensive Line	3	2
Defensive Line	2	2
Linebackers	2	1
Secondary	3	1

Starters Returning By 2007 Class

Juniors	5
Sophomores	8
Freshmen	2

Starters Lost By 2007 Class

Seniors	6
Juniors	3

FLORIDA STATE FOOTBALL

2007 Game-By-Game Starts

	<u>CLEM</u>	<u>UAB</u>	<u>COLO</u>	<u>ALA</u>	<u>NCSU</u>	<u>WF</u>	<u>UM</u>	<u>DUKE</u>	<u>BC</u>	<u>VT</u>	<u>MD</u>	<u>UF</u>	<u>BOWL</u>
SE	Fagg	Fagg	Fagg	Carr	Carr	Fagg	Fagg	Fagg	Fagg	Fagg	Fagg	Fagg	Fagg
LT	Rose	Rose	Rose	Rose	Rose	Rose	Rose	Rose	Rose	Overmyer	Rose	Rose	Hudson
LG	Hudson	Claude	Hudson	Hudson	Hudson	Hudson	Claude	Claude	Hudson	Hudson	Hudson	Hudson	Bellamy
C	McMahon	McMahon	McMahon	McMahon	McMahon	McMahon	McMahon	McMahon	McMahon	McMahon	McMahon	McMahon	McMahon
RG	Claude	Boatman	Claude	Boatman	Claude	Claude	Boatman	Boatman	Claude	Claude	Claude	Claude	Boatman
RT	Overmyer	Overmyer	Overmyer	Overmyer	Boatman	Boatman	Overmyer	Overmyer	Overmyer	Boatman	Boatman	Boatman	Overmyer
TE	Graham	Graham	Graham	Piurowski	Piurowski	Piurowski	Piurowski	Piurowski	Piurowski	Graham	Graham	Graham	Parker (WR)
FLK	Goodman	Goodman	Goodman	Goodman	Goodman	Carr	Parker	Goodman	Carr	Parker	Carr	Carr	Carr
QB	Weatherford	Weatherford	Weatherford	Weatherford	Lee	Lee	Lee	Weatherford	Weatherford	Weatherford	Weatherford	Weatherford	Weatherford
FB	Sims	Parker (Slot)	Sims	Sims	Graham (TE)	Graham (TE)	Holloway	Graham (TE)	Graham (TE)	Holloway	Holloway	Holloway	Holloway
TB	A. Smith	A. Smith	A. Smith	A. Smith	A. Smith	A. Smith	A. Smith	A. Smith	A. Smith	A. Smith	Parker	Parker	A. Smith
PK	Cismesia	Cismesia	Cismesia	Cismesia	Cismesia	Cismesia	Cismesia	Cismesia	Cismesia	Cismesia	Cismesia	Cismesia	Cismesia
DS	Sanborn	Sanborn	Sanborn	Sanborn	Sanborn	Sanborn	Sanborn	Sanborn	Sanborn	Sanborn	Sanborn	Sanborn	Sanborn
HO	Moody	Moody	Moody	Moody	Moody	Moody	Moody	Moody	Moody	Moody	Moody	Moody	Moody
KO	Gano	Gano	Gano	Gano	Gano	Gano	Gano	Gano	Gano	Gano	Gano	Gano	Gano
P	Gano	Gano	Gano	Gano	Gano	Gano	Gano	Moody	Moody	Gano	Gano	Gano	Gano
LE	Moffett	Moffett	Moffett	Moffett	Brown	Brown	Brown	Brown	Brown	Brown	Moffett	Brown	Brown
DT	Fluellen	Fluellen	Guion	Guion	Guion	Guion	Guion	Guion	Guion	Guion	Fluellen	Fluellen	Fluellen
NG	Thacker	Thacker	Thacker	Stewart	Stewart	Stewart	Stewart	Thacker	Thacker	Thacker	Thacker	Thacker	Stewart
RE	Brown	Boston	Boston	Boston	Boston	Mincey	Mincey	Mincey	Mincey	Moffett	Boston	Moffett	Boston
SLB	Watson	Watson	Watson	Watson	Watson	Watson	Watson	Watson	Watson	Watson	Watson	Watson	K. Smith
MLB	Nicholson	Nicholson	Nicholson	Nicholson	Nicholson	Nicholson	Nicholson	Nicholson	Nicholson	Nicholson	Nicholson	Nicholson	Nicholson
WLB	Hayes	Hayes	Hayes	Verdell	Hayes	Hayes	Hayes	Hayes	Hayes	Hayes	Hayes	Hayes	Hayes
LC	Carter	Carter	Carter	Carter	Carter	Carter	Carter	Carter	Carter	Carter	Carter	Carter	Carter
FS	Williams	Williams	Williams	Williams	Williams	Williams	Williams	Williams	Williams	Williams	Williams	Williams	Williams
RV	Rolle	Rolle	Rolle	Rolle	Rolle	Rolle	Rolle	Rolle	Rolle	Rolle	Rolle	Rolle	Rolle
RC	Garvin	Garvin	Garvin	Garvin	Garvin	P. Robinson	Garvin	P. Robinson	P. Robinson	Garvin	P. Robinson	P. Robinson	Garvin



Tony Carter and Myron Rolle have started together in the FSU secondary for 23 straight games.

FLORIDA STATE FOOTBALL

2008 SPRING NOTES -- OFFENSE

QUARTERBACKS

- Drew Weatherford has started 33 games in his three-year career. He will enter the season with a realistic chance to set new FSU career records for passing yards, completions, total offense and 300-yard games.
- Weatherford has started double digit games in each of the last three seasons.
- No QB in the FBS threw fewer interceptions than Weatherford did in 2007 as he cut his picks from 11 in 2006 to just three last season.
- Weatherford led the FBS in interception avoidance in 2007.
- Sophomores Christian Ponder and D'Vontrey Richardson both saw limited action in 2007 but neither has ever started a game in college.

Who's Back

Drew Weatherford
Christian Ponder
D'Vontrey Richardson

Who's Not Back

Xavier Lee

RUNNING BACKS

- Antone Smith carried the ball 192 times. That is the most carries by a Seminole back since Greg Allen carried the ball 200 times in 1983.
- Smith was responsible for 43% of the team's rushes in 2007. He also had 30% of the rushes and receptions, the highest percentage since Mark Lyles in 1979.
- After making just one start and carrying the ball 124 times in his first two seasons. Smith started 11 games and carried the ball 192 times last year.
- Seddrick Holloway averaged five yards per carry and 62.5% of his carries on second and third down resulted in FSU first downs.
- Marcus Sims started four games at fullback before an injury sidelined him for the rest of the season. He will be fully cleared to participate this spring.

Who's Back

Pat Davis
Antone Smith
Seddrick Holloway
Marcus Sims
Joe Surratt

Who's Not Back

Jamaal Edwards
Russell Ball

WIDE RECEIVERS

- For the first time in school history, Florida State had three receivers go over 700 yards last season. Two of those receivers (Preston Parker and Greg Carr) will be back in 2008.
- The last time Florida State returned two receivers who went over 700 yards the previous season was in 1996 when Andre Cooper and E.G. Green both came back following 1,000 yard seasons.
- Parker and Carr combined to average over 125 yards receiving per game in 2007.
- Six of the 10 longest pass plays last season were completed to Greg Carr. Coming into 2007 the wideout had six catches of 40 yards or more in his first two seasons. He equaled that number last season.
- Carr needs just seven TD receptions to set a new career record at FSU besting Peter Warrick's mark of 31.

Who's Back

Greg Carr
Richard Goodman
Rod Owens
Preston Parker
Bert Reed
Cameron Wade
Chase Walker

Who's Not Back

De'Cody Fagg
Joslin Shaw
Damon McDaniel

TIGHT ENDS

- Florida State will enter the spring without a single tight end who has caught a pass in a Seminole uniform.
- Jonathan Hannah has caught one pass in his career and it came in 2005 when he was a freshman at South Carolina. The reception went for 24 yards.
- FSU's leading receiver among tight ends in 2007 was Charlie Graham who is currently enrolled in Tallahassee Community College.

Who's Back

Matt Dunham
Jonathan Hannah
Caz Piurowski
Josh Dobbie

Who's Not Back

Charlie Graham
John Frady

- Josh Dobbie, who played at Army, returns for his senior season after seeing limited action in 2007. The Dover, FL native has not caught a pass yet in his FSU career.

OFFENSIVE LINE

- The Seminoles will return two freshman All-Americans to their offensive line for the first time in the history of the program with Ryan McMahon and Rodney Hudson returning after stellar freshman seasons.
- No matter how the battles for open positions on the line work out, the Seminoles will start at least two players who have never started a game in their college careers.
- FSU will enter 2008 with only one offensive lineman who is not either a freshman or sophomore and that is right tackle Daron Rose who is a junior.
- The last time FSU entered a season without a senior offensive lineman was in 2003. That group featured just one returning starter (Ray Willis) while the 2008 offensive line will return three starters.

Who's Back

Evan Bellamy
Brandon Davis
Will Furlong
A.J. Ganquzza
Antwane Greenlee
Rodney Hudson
Ryan McMahon
Daron Rose

Who's Not Back

Geoff Berniard
Shannon Boatman
Jacky Claude
Tyler Graves
David Overmyer



Antone Smith was the first FSU player in almost 30 years to account for 30% of the offense in a season.

FLORIDA STATE FOOTBALL

2008 SPRING NOTES -- DEFENSE

DEFENSIVE ENDS

- Everette Brown led the team in sacks in 2007 playing in a part-time role. The redshirt junior led all linemen in tackles and tackles for loss.
- Brown was one of the most productive sophomore defensive linemen in 2007 and he is already in the top 15 all-time at FSU in tackles for loss.
- Benjamin Lampkin saw his first playing time as a defensive end in the Music City Bowl after making the move from linebacker. He enters spring drills as the starter on the right side.
- Neefy Moffett dominated at times last season starting a career high seven games. His nine tackles for loss were the third-most on the team.
- Redshirt freshman Jamar Jackson is expected to contribute after losing his entire first season to a knee injury.

Who's Back
 Everette Brown
 Jamar Jackson
 Benjamin Lampkin
 Kevin McNeil
 Neefy Moffett

Who's Not Back
 Alex Boston
 Eli Charles

DEFENSIVE TACKLES

- This position was hit harder than any due to the graduation of Andre Fluellen and Letroy Guion's decision to leave after his junior year. Fluellen and Guion combined to start 13 games in 2007 despite Fluellen's battles with injuries all season.
- Budd Thacker started eight games for FSU last season and responded with a career high in tackles and tackles for loss despite missing four games due to injury.
- Paul Griffin did not start a game last season but his 6.5 tackles behind the line of

Who's Back
 Paul Griffin
 Emmanuel Dunbar
 Justin Mincey
 Kendrick Stewart
 Budd Thacker

Who's Not Back
 Andre Fluellen
 Letroy Guion

scrimmage were tied for sixth-best on the team and third among linemen.

- Justin Mincey saw a significant increase in his playing time in 2007 as he played in 12 games and started four.

LINEBACKERS

- Even with Geno Hayes' early departure for the NFL, the linebacker position is deep and talented for FSU as middle linebacker Derek Nicholson is back as the starter at strongside linebacker, Dekoda Watson.
- Florida State's leading tackler in 2007, Nicholson returns for his senior season coming off a 99 tackle season. Nicholson was the only Seminole linebacker to start all 13 games.
- Marcus Ball is expected to fill in for Geno Hayes on the weakside. The junior played in nine games and posted career highs in every category.
- As a group, Ball, Nicholson and Dekoda Watson combined for 173 tackles, 17.5 tackles for loss, 4.5 sacks and 10 pass break-ups.
- The three players slated to start at linebacker heading into the spring combined for a half a sack less than Geno Hayes had himself in 2007.

Who's Back
 Marcus Ball
 Rodney Gallon
 Aaron Gresham
 Maurice Harris
 Derek Nicholson
 Kendall Smith
 Dakoda Watson
 Ricardo Wright

Who's Not Back
 Geno Hayes
 Anthony Kelly

DEFENSIVE BACKS

- Last season the entire secondary returned in tact. This year Florida State will need to replace free safety Roger Williams who started 29 games in his career.
- The Seminoles will enter the spring with two corners who have earned All-ACC honors in their careers in Tony Carter and Patrick Robinson.

- Carter and Patrick Robinson intercepted 10 passes in 2007. That was just two picks shy of the entire team total in 2006.
- The last time FSU returned two players who combined for 10 picks the previous year was in 1991 when Jim Thorpe award winner Terrell Buckley (6) and Errol McCorvey (4) returned.
- Myron Rolle has started 23 consecutive games since his true freshman season and will enter the spring as the Seminoles' starting rover.

Who's Back
 Mister Alexander
 Dionte Allen
 Tony Carter
 Michael Ray Garvin
 Ochuko Jenije
 Roosevelt Lawson
 Anthony Leon
 Korey Mangum
 Darius McClure
 Jamie Robinson
 Patrick Robinson
 Myron Rolle

Who's Not Back
 J.R. Bryant
 Roger Williams

SPECIALISTS

- No position lost as many key components than the FSU special teams as kicker Gary Cismesia, holder/punter Brent Moody and deep snapper Garrison Sanborn all finished their collegiate careers in 2007.
- Cismesia finished his FSU career fifth all-time in scoring and he accounted for nearly 28% of all of Florida State's points the last three seasons (283 of 1024).
- Punter Graham Gano (43.4) is coming off the best season by an FSU punter since 1996 when Sean Liss averaged 43.8 yards per punt.
- Gano will enter the 2008 season with a streak of 11 straight games with a punt of at least 50 yards.

Who's Back
 Graham Gano

Who's Not Back
 Gary Cismesia
 Brent Moody
 Garrison Sanborn

FLORIDA STATE FOOTBALL

DEPTH CHART

OFFENSE				
WR (X)	18	Greg Carr	6-6	210 SR
	9	Richard Goodman	6-0	186 SR
-OR-	86	Rod Owens	6-0	179 SO
	22	Taiwan Easterling	5-11	192 r-FR
LT	62	Rodney Hudson	6-2	283 SO
	78	Josh Tate	6-5	310 SO
LG	71	Evan Bellamy	6-4	296 r-SO
	66	Jacob Stanley	6-2	237 SO
C	60	Ryan McMahon	6-3	274 SO
	63	A.J. Ganguzza	6-3	269 r-FR
RG	75	Will Furlong	6-5	262 r-FR
	57	Brandon Davis	6-2	272 FR
RT	76	Daron Rose	6-5	299 JR
	70	Antwane Greenlee	6-6	302 r-FR
TE	87	Caz Piurowski	6-7	277 JR
	40	Matt Dunham	6-2	255 JR
	88	Jonathan Hannah	6-4	250 SR
	85	Josh Dobbie	6-4	221 SR
WR (Z)	5	Preston Parker	6-0	191 FR
	83	Bert Reed	5-11	165 r-FR
	87	Cameron Wade	6-6	201 r-FR
QB	11	Drew Weatherford	6-3	216 r-SR
	14	Christian Ponder	6-2	212 r-SO
	16	D. Richardson	6-1	205 r-SO
	19	Andrew Nowles	6-3	213 FR
FB	41	Sedderick Holloway	5-10	247 JR
	35	Marcus Sims	6-0	230 JR
	32	Joe Surratt	6-1	262 r-SR
TB	6	Antone Smith	5-9	188 SO
	5	Preston Parker	6-0	191 FR
	8	Brandon Paul	5-10	170 r-FR
	28	Pat Davis	5-9	180 r-SR

BOLD = Returning Starter



DEFENSE				
LE	49	Benjamin Lampkin	6-0	212 R-SR
	95	Kevin McNeil	6-2	255 JR
		Craig Yarborough	6-2	228 SO
DT	72	Budd Thacker	6-2	282 JR
	94	Justin Mincey	6-5	265 JR
	58	Dumaka Atkins	6-4	296 R-SR
NG	54	Paul Griffin	6-2	278 R-SR
	91	Emmanuel Dunbar	6-5	284 R-JR
RE	99	Everette Brown	6-4	246 R-JR
	55	Jamar Jackson	6-4	232 R-FR
	59	Neefy Moffett	6-1	255 SR
SLB	36	Dekoda Watson	6-2	222 JR
	41	Kendall Smith	6-1	224 SO
	39	Kenny Ingram	6-6	223 R-SR
MLB	30	Derek Nicholson	6-2	234 SR
	48	Recardo Wright	6-2	223 JR
	92	Aaron Gresham	6-2	230 R-FR
	46	Vince Williams	6-0	210 FR
	43	Vincent Zann	6-0	210 SO
WLB	7	Marcus Ball	6-0	215 JR
	44	Maurice Harris	6-0	210 SO
	13	Nigel Bradham	6-2	227 FR
	37	Rodney Gallon	6-0	192 R-SR
FC	4	Tony Carter	5-9	166 R-SR
	15	Ochucko Jenije	5-10	185 R-SO
	28	Dionte Allen	5-11	167 R-FR
FS	24	Darius McClure	5-11	207 R-SR
	26	Anthony Leon	6-4	228 R-SO
	20	Jamie Robinson	6-2	187 R-JR
RV	3	Myron Rolle	6-2	218 JR
	23	Roosevelt Lawson	5-11	202 R-SR
	39	Rod Roberts	6-0	196 SR
BC	21	Patrick Robinson	5-11	189 JR
	22	Korey Mangum	6-0	190 R-JR
	27	Terrance Parks	6-1	200 FR

SPECIAL TEAMS				
PK	43	Graham Gano	6-1	197 SR
	82	Nathan Ojibway	6-3	253 SO
DS	51	Jeremiah Thompson	5-10	230 r-JR
	58	Jay Culpepper	5-9	166 r-SR
	51	Zack Aronson	6-2	212 r-JR
KO	43	Graham Gano	6-1	197 SR
P	43	Graham Gano	6-1	197 SR
	49	Shawn Powell	6-5	212 FR

FLORIDA STATE FOOTBALL

No	Name	Pos	Ht.	Wt	Cl	Hometown	No	Name	Pos	Ht.	Wt	Cl	Hometown
3	Myron Rolle	S	6-2	218	JR	Galloway, NJ	47	Mister Alexander	S	6-2	216	r-SO	Aldine, TX
4	Tony Carter	CB	5-9	166	r-SR	Jacksonville, Fla.	28	Dionte Allen	CB	5-11	167	r-FR	Detroit, MI
5	Preston Parker	WR	6-0	190	JR	Delray Beach, Fla.	51	Zack Aronson	DS	6-2	212	r-JR	Coral Springs, FL
6	Antone Smith	RB	5-9	190	SR	Pahokee, Fla.	58	Dumaka Atkins	DT	6-4	296	r-SR	Sarasota, Fla.
7	Marcus Ball	LB	6-0	215	JR	Stone Mountain, Ga.	7	Marcus Ball	LB	6-0	215	JR	Stone Mountain, Ga.
8	Brandon Paul	RB	5-10	170	r-FR	Tallahassee, Fla.	71	Evan Bellamy	OT	6-4	296	r-SO	Miami, Fla.
9	Richard Goodman	WR	6-0	186	SR	Fort Lauderdale, Fla.	13	Nigel Bradham	LB	6-2	227	FR	Crawfordville, FL
11	Drew Weatherford	QB	6-3	216	r-SR	Odessa, Fla.	99	Everette Brown	DE	6-4	246	r-JR	Statonsburg, NC
13	Nigel Bradham	LB	6-2	227	FR	Crawfordville, FL	18	Greg Carr	WR	6-6	210	SR	Reddick, Fla.
14	Christian Ponder	QB	6-2	212	r-SO	Colleyville, TX	4	Tony Carter	CB	5-9	166	r-SR	Jacksonville, Fla.
15	Ochucko Jenije	CB	5-10	185	r-SO	Tallahassee, Fla.	58	Jay Culpepper	DS	6-4	276	SO	Madison, Fla.
16	D'Vontrey Richardson	QB	6-1	205	r-SO	Leesburg, Ga.	57	Brandon Davis	OL	6-2	273	r-SO	Miami, Fla.
18	Greg Carr	WR	6-6	210	SR	Reddick, Fla.	28	Pat Davis	RB	5-9	180	r-SR	Fort Lauderdale, Fla.
19	Kenny Ingram	LB	6-6	223	r-SR	Orlando, Fla.	85	Josh Dobbie	TE	6-4	221	SR	Dover, Fla.
19	Andrew Nowles	QB	6-3	213	FR	Lakeland, FL	91	Emmanuel Dunbar	DT	6-5	284	r-JR	Deerfield Beach, Fla.
20	Jamie Robinson	S	6-2	187	r-JR	Rock Hill, SC	40	Matt Dunham	TE	6-2	255	JR	Columbus, Ga.
21	Patrick Robinson	CB	5-11	189	JR	Miami, Fla.	22	Taiwan Easterling	RB	5-11	192	r-FR	Hattiesburg, MS
22	Taiwan Easterling	RB	5-11	192	r-FR	Hattiesburg, MS	75	Will Furlong	OT	6-5	262	r-FR	Deland, Fla.
22	Korey Mangum	CB	6-0	190	r-JR	La Marque, TX	63	A.J. Ganguzza	C	6-3	269	r-FR	Boca Raton, Fla.
23	Roosevelt Lawson	S	5-11	202	r-SR	Miami, Fla.	43	Graham Gano	K/P	6-1	197	SR	Pensacola, Fla.
24	Darius McClure	S	5-11	201	r-SR	Birmingham, Al.	29	Michael Ray Garvin	CB	5-8	185	SR	Upper Saddle River, NJ
26	Anthony Leon	S	6-4	228	r-SO	Miami, Fla.	37	Rodney Gallon	LB	6-0	192	r-SR	Tallahassee, Fla.
27	Terrance Parks	CB	6-1	200	FR	Fairburn, GA	9	Richard Goodman	WR	6-0	186	SR	Fort Lauderdale, Fla.
28	Dionte Allen	CB	5-11	167	r-FR	Detroit, MI	70	Antwane Greenlee	OT	6-6	302	r-FR	Columbus, Ga.
28	Pat Davis	RB	5-9	180	r-SR	Fort Lauderdale, Fla.	51	Aaron Gresham	LB	6-2	230	r-FR	Mayo, Fla.
29	Michael Ray Garvin	CB	5-8	185	SR	Upper Saddle River, NJ	54	Paul Griffin	DT	6-2	278	r-SR	Pensacola, Fla.
30	Derek Nicholson	LB	6-2	234	SR	Winston-Salem, NC	88	Jonathan Hannah	TE	6-4	250	SR	Hope Mills, NC
32	Joe Surratt	FB	6-1	262	r-SR	Pace, Fla.	44	Maurice Harris	LB	6-0	210	SO	Homestead, Fla.
35	Marcus Sims	FB	6-0	230	JR	Tallahassee, Fla.	42	Seddrick Holloway	FB	5-10	247	JR	Tallahassee, Fla.
36	Dekoda Watson	LB	6-2	222	JR	Aiken, SC	62	Rodney Hudson	OG	6-2	283	SO	Mobile, Al
37	Rodney Gallon	LB	6-0	192	r-SR	Tallahassee, Fla.	19	Kenny Ingram	LB	6-6	223	r-SR	Orlando, Fla.
39	Rod Roberts	CB	6-0	196	SR	Brooksville, Fla.	55	Jamar Jackson	DE	6-4	232	r-FR	Richmond, Va.
40	Matt Dunham	TE	6-2	255	JR	Columbus, Ga.	15	Ochucko Jenije	CB	5-10	185	r-SO	Tallahassee, Fla.
41	Kendall Smith	LB	6-1	224	SO	Bushnell, Fla.	49	Benjamin Lampkin	DE	6-0	212	r-SR	Panama City, Fla.
42	Seddrick Holloway	FB	5-10	247	JR	Tallahassee, Fla.	23	Roosevelt Lawson	S	5-11	202	r-SR	Miami, Fla.
43	Graham Gano	K/P	6-1	197	SR	Pensacola, Fla.	26	Anthony Leon	S	6-4	228	r-SO	Miami, Fla.
43	Vincent Zann	LB	6-0	210	SO	Ft. Lauderdale, Fla.	22	Korey Mangum	CB	6-0	190	r-JR	La Marque, TX
44	Maurice Harris	LB	6-0	210	SO	Homestead, Fla.	24	Darius McClure	S	5-11	201	r-SR	Birmingham, Al
46	Vince Williams	LB	6-0	210	FR	Davenport, FL	95	Kevin McNeil	DE	6-2	255	JR	Kingsland, Ga.
47	Mister Alexander	S	6-2	216	r-SO	Aldine, TX	60	Ryan McMahon	C	6-3	274	r-SO	Savannah Ga.
48	Recardo Wright	LB	6-2	223	JR	Orlando, Fla.	94	Justin Mincey	DT	6-5	265	JR	Folston, Ga.
49	Benjamin Lampkin	DE	6-0	212	r-SR	Panama City, Fla.	59	Neefy Moffett	DE	6-1	255	SR	Palm Bay, Fla.
49	Shawn Powell	P	6-5	212	FR	Rome, GA	30	Derek Nicholson	LB	6-2	234	SR	Winston-Salem, NC
51	Zack Aronson	DS	6-2	212	r-JR	Coral Springs, FL	19	Andrew Nowles	QB	6-3	213	FR	Lakeland, FL
51	Aaron Gresham	LB	6-2	230	r-FR	Mayo, Fla.	82	Nathan Ojibway	K	6-3	253	SO	N. Ft. Myers, Fla.
51	Jeremiah Thompson	DS	5-10	230	r-JR	Leesburg, Fla.	86	Rod Owens	WR	6-0	181	r-JR	Jacksonville, Fla.
54	Paul Griffin	DT	6-2	278	r-SR	Pensacola, Fla.	5	Preston Parker	WR	6-0	190	JR	Delray Beach, Fla.
55	Jamar Jackson	DE	6-4	232	r-FR	Richmond, Va.	27	Terrance Parks	CB	6-1	200	FR	Fairburn, GA
55	Craig Yarborough	DE	6-0	228	SO	Jacksonville, Fla.	8	Brandon Paul	RB	5-10	170	r-FR	Tallahassee, Fla.
56	Kendrick Stewart	DT	6-2	269	r-JR	Lakeland, Fla.	87	Caz Piurowski	TE	6-7	277	JR	Land O' Lakes, Fla.
57	Brandon Davis	OL	6-2	273	r-SO	Miami, Fla.	14	Christian Ponder	QB	6-2	212	r-SO	Colleyville, TX
58	Dumaka Atkins	DT	6-4	296	r-SR	Sarasota, Fla.	49	Shawn Powell	P	6-5	212	FR	Rome, GA
58	Jay Culpepper	DS	6-4	276	SO	Madison, Fla.	83	Bert Reed	WR	5-11	165	r-FR	Panama City, Fla.
59	Neefy Moffett	DE	6-1	255	SR	Palm Bay, Fla.	16	D'Vontrey Richardson	QB	6-1	205	r-SO	Leesburg, Ga.
60	Ryan McMahon	C	6-3	274	r-SO	Savannah Ga.	39	Rod Roberts	CB	6-0	196	SR	Brooksville, Fla.
62	Rodney Hudson	OG	6-2	283	SO	Mobile, Al	20	Jamie Robinson	S	6-2	187	r-JR	Rock Hill, SC
63	A.J. Ganguzza	C	6-3	269	r-FR	Boca Raton, Fla.	21	Patrick Robinson	CB	5-11	189	JR	Miami, Fla.
66	Jacob Stanley	OT	6-2	237	SO	Jacksonville, Fla.	3	Myron Rolle	S	6-2	218	JR	Galloway, NJ
70	Antwane Greenlee	OT	6-6	302	r-FR	Columbus, Ga.	76	Daron Rose	OL	6-5	299	JR	Tampa, Fla.
71	Evan Bellamy	OT	6-4	296	r-SO	Miami, Fla.	35	Marcus Sims	FB	6-0	230	JR	Tallahassee, Fla.
72	Budd Thacker	DT	6-2	282	JR	Sanford, Fla.	6	Antone Smith	RB	5-9	190	SR	Pahokee, Fla.
75	Will Furlong	OT	6-5	262	r-FR	Deland, Fla.	41	Kendall Smith	LB	6-1	224	SO	Bushnell, Fla.
76	Daron Rose	OL	6-5	299	JR	Tampa, Fla.	66	Jacob Stanley	OT	6-2	237	SO	Jacksonville, Fla.
82	Nathan Ojibway	K	6-3	253	SO	N. Ft. Myers, Fla.	56	Kendrick Stewart	DT	6-2	269	r-JR	Lakeland, Fla.
83	Bert Reed	WR	5-11	165	r-FR	Panama City, Fla.	32	Joe Surratt	FB	6-1	262	r-SR	Pace, Fla.
84	Chase Walker	WR	6-2	195	JR	Panama City, FL	72	Budd Thacker	DT	6-2	282	JR	Sanford, Fla.
85	Josh Dobbie	TE	6-4	221	SR	Dover, Fla.	51	Jeremiah Thompson	DS	5-10	230	r-JR	Leesburg, Fla.
86	Rod Owens	WR	6-0	181	r-JR	Jacksonville, Fla.	87	Cameron Wade	WR	6-6	201	r-FR	Cairo, Ga.
87	Caz Piurowski	TE	6-7	277	JR	Land O' Lakes, Fla.	84	Chase Walker	WR	6-2	195	JR	Panama City, FL
87	Cameron Wade	WR	6-6	201	r-FR	Cairo, Ga.	36	Dekoda Watson	LB	6-2	222	JR	Aiken, SC
88	Jonathan Hannah	TE	6-4	250	SR	Hope Mills, NC	11	Drew Weatherford	QB	6-3	216	r-SR	Odessa, Fla.
91	Emmanuel Dunbar	DT	6-5	284	r-JR	Deerfield Beach, Fla.	46	Vince Williams	LB	6-0	210	FR	Davenport, FL
94	Justin Mincey	DT	6-5	265	JR	Folston, Ga.	48	Recardo Wright	LB	6-2	223	JR	Orlando, Fla.
95	Kevin McNeil	DE	6-2	255	JR	Kingsland, Ga.	55	Craig Yarborough	DE	6-0	228	SO	Jacksonville, Fla.
99	Everette Brown	DE	6-4	246	r-JR	Statonsburg, NC	43	Vincent Zann	LB	6-0	210	SO	Ft. Lauderdale, Fla.

FLORIDA STATE FOOTBALL



HEAD COACH BOBBY BOWDEN

Every season Florida State's legendary head coach finds a way to break a new record or reach what seemed to be an unreachable milestone. 2007 was no exception for Bobby Bowden.

The Florida State coach is the winningest coach in the history of major college football. He enters the 2008 season with a career record of 373-119-4 for a .756 winning percentage. He leads Penn State's Joe Paterno by one win and nine percentage points. Bowden's winning percentage is second among active FBS coaches with 100 victories and this coming season he will become just the third coach in major college football history to ever coach 500 games in his career.

In 2007 Bowden passed another truly remarkable milestone. With his victory over Maryland, he won his 300th game at Florida State University. He is one of only two coaches in major college football history to win 300 games at one school. The victory gave him seven wins and he has now won at least seven games for 26 straight seasons. Bowden also ensured himself his 31st consecutive winning season in Tallahassee.

The man who is synonymous with Seminole football took Florida State to a bowl game for the 26th consecutive season when his team played in the 2007 Music City Bowl for the first time in school history. With the invitation Bowden passed Tom Osborne and became the first coach in college football history to lead his team to 26 straight bowl games.

Bowden, one of the icons of college football, is second among active coaches for winning percentage in bowl games, second for all-time bowl wins and second for bowl appearances. He is the only coach to ever lead his team to 15 consecutive New Year's Day bowl games (1991-2005) and his Seminoles are tied for the most appearances in BCS bowl games with six. Bowden also owns the record for consecutive bowl wins as his Seminole squads won 11 straight from 1985-1995.

Bowden's list of coaching accomplishments is remarkable and is headlined by his induction into the College Football Hall of Fame December 5, 2006. Bowden and Paterno are the only two active coaches to ever be inducted in the hall of fame. The Seminole head coach was not just inducted into the hall but he was also presented with the National Football Foundation's Gold Medal.

Among his many accomplishments, one of the most amazing has to be the remarkable 14 straight top five finishes in the AP poll from 1987-2000. During that run Florida State was 152-18-1 and captured National Championships in 1993 and 1999. In 1999 the team became the first and only squad to ever go wire-to-wire as the No. 1 team in the AP poll. The Seminoles also played for the title three other times during that span and since 1993 no team in the FBS has played for more national titles than FSU.

Bowden has won 12 ACC Championships since FSU joined the conference in 1992 to go along with his two national championships. Included among those 12 conference titles is the inaugural ACC Championship Game victory in 2005. He has won 10 or more games 18 times in his 32 years in Tallahassee and over the last 20 years no program in America has a higher winning percentage than Florida State.

Under Bowden's guidance, FSU has not only produced great teams but great players as well. Two Seminoles, Charlie Ward and Chris Weinke, have won the Heisman Trophy, 24 of his players have been named consensus All-Americans, three of his QB's have won the Johnny Unitas Award and two have won the Thorpe Award, the Butkus Award, the Davey O'Brien Award and the Lombardi Award.

Since Bowden took over the program his players do not just succeed in college, they also produce in the National Football League. On Opening Day 2007, 41 of Bowden's Seminoles were on NFL rosters, the second-most of any college. Three of his players were selected to the 2008 Pro Bowl and 28 of Bowden's former players were selected in the first round of the NFL draft in the last 20 years. Since 1993, more FSU players (97) were drafted by NFL teams than any other college.

Success on the field is not enough for Bobby Bowden as he expects his players to contribute more than just athletically. Two of Bowden's greatest players, Warrick Dunn and Derrick Brooks, went on to not only become phenomenal pros but both were honored as the NFL's Man of the Year. Florida State is one of just five schools to produce multiple players to win the NFL's top award for community service. Florida State's 2000 football class saw 93% of its members leave Tallahassee with a degree in hand and in 2006 only Duke had more football players named to the ACC Honor Roll. Nine of Bowden's players have been awarded post graduate scholarships and since Bowden's arrival in Tallahassee a Seminole football player has been named a first team Academic All-American 10 times.

BOWDEN RECORD

SAMFORD	W	L	T	Pct
1959	9	1	0	.900
1960	8	1	0	.889
1961	7	2	0	.778
1962	7	2	0	.778
Total (4 years)	31	6	0	.838

WEST VIRGINIA	W	L	T	Pct
1970	8	3	0	.727
1971	7	4	0	.636
1972 (Peach)	8	4	0	.667
1973	6	5	0	.545
1974	4	7	0	.364
1975 (Peach)	9	3	0	.750
Total (6 years)	42	26	0	.618

FLORIDA STATE	W	L	T	Pct
1976	5	6	0	.455
1977 (Tangerine)	10	2	0	.833
1978	8	3	0	.727
1979 (Orange)	11	1	0	.917
1980 (Orange)	10	2	0	.833
1981	6	5	0	.545
1982 (Gator)	9	3	0	.750
1983 (Peach)	8	4	0	.667
1984 (Citrus)	7	3	2	.667
1985 (Gator)	9	3	0	.727
1986 (All-American)	7	4	1	.625
1987 (Fiesta)	11	1	0	.917
1988 (Sugar)	11	1	0	.917
1989 (Fiesta)	10	2	0	.833
1990 (Blockbuster)	10	2	0	.833
1991 (Cotton)	11	2	0	.846
1992 (Orange)	11	1	0	.917
1993 (Orange)	12	1	0	.923
1994 (Sugar)	10	1	1	.864
1995 (Orange)	10	2	0	.833
1996 (Sugar)	11	1	0	.923
1997 (Sugar)	11	1	0	.923
1998 (Fiesta)	11	2	0	.846
1999 (Sugar)	12	0	0	1.000
2000 (Orange)	11	2	0	.846
2001 (Gator)	8	4	0	.667
2002 (Sugar)	9	5	0	.643
2003 (Orange)	10	3	0	.769
2004 (Gator)	9	3	0	.750
2005 (Orange)	8	5	0	.615
2006 (Emerald)	7	6	0	.538
2007 (Music City)	7	6	0	.538
Total (32 years)	300	87	4	.772

Career Total:
373-119-4 (.756) • 42 Years

ALL-TIME DIVISION I-A COACHING VICTORIES


Coach	W-L-T	Win Pct.	Yrs
1. Bobby Bowden	373-119-4	.756	42
2. Joe Paterno	372-125-3	.747	42
3. Paul "Bear" Bryant	323-85-17	.780	38
4. Glenn "Pop" Warner	319-106-32	.733	44
5. Amos Alonzo Stagg	314-199-35	.605	57

FBS CAREER WIN PCT. ACTIVE COACHES*

Coach	W-L-T	Win Pct.	Yrs
1. Phillip Fulmer	147-45-0	.766	16
2. Bobby Bowden	373-118-4	.756	42
3. Joe Paterno	372-125-3	.747	42
4. Steve Spurrier	163-56-2	.742	18
5. Jim Tressel	208-73-2	.739	22

*minimum 100 victories

FLORIDA STATE FOOTBALL




Mickey Andrews
25th Season at FSU

Assoc. Head Coach/
Defensive Coordinator/
Secondary



Chuck Amato
20th Season at FSU

Exec. Head Coach/
Linebackers



Rick Trickett
2nd Season at FSU

Asst. Head Coach/
Offensive Line




Jimbo Fisher
2nd Season at FSU

Offensive Coordinator/
Quarterbacks



Odell Haggins
15th Season at FSU

Defensive Tackles



Jody Allen
9th Season at FSU

Defensive Ends/
Special Teams
Coordinator



Dexter Carter
2nd Season at FSU

Running Backs



James Coley
1st Season at FSU

Tight Ends/
Recruiting Coordinator



Defensive coordinator Mickey Andrews will celebrate his 25th anniversary at Florida State in 2008.

2008 FOOTBALL STAFF
 Assoc. AD for Football _____ Andy Urbanic
 Mr. Urbanic's secretary _____ Carol Moore
 Coach Bowden's secretary _____ Sue Hall
 Offensive secretary _____ Stephanie Cross
 Defensive Secretary _____ Jocelyn Helbert
 Recruiting secretary _____ Charla Phinney
 Team Chaplin _____ Clint Purvis
 Team Security _____ Billy Smith



Lawrence Dawsey
2nd Season at FSU

Wide Receivers



Offensive coordinator Jimbo Fisher will become the ninth head coach in FSU football history upon Bobby Bowden's retirement.

2008 SUPPORT STAFF
 Video Coordinator _____ Craig Campanozzi
 Sports Information Director _____ Tina Dechausay
 Equipment Manager _____ Dave Delegal
 Asst. AD Tickets _____ Patrick Martin
 Director of Sports Medicine _____ Randy Oravetz
 Director Seminole Productions _____ Mark Rodin
 Head of Strength & Conditioning _____ Todd Stroud
 Assoc. AD for Operations _____ Bernie Waxman
 Assoc. AD for Communications _____ Rob Wilson
 Director of Player Personnel _____ Bob LaCivita
 Recruiting Assistant _____ Matt Ayer
 Assoc. AD Compliance _____ Brian Battle
 Video Coordinator _____ Mike Bracken
 Internet Video Coordinator _____ Greg Christopher
 Football SID _____ Elliott Finebloom
 Producer Seminole Productions _____ DD Garbarino
 Producer Seminole Productions _____ Jim Garbarino
 Asst. Equipment Manager _____ Keith Graham
 Spirit Coordinator _____ Jenn Hunter
 Asst. Strength Coach/Nutritionist _____ Josh Hingst
 Asst. Strength Coach _____ Terrell Buckley
 Assoc. AD for Operations _____ Chuck Morris
 Director of Digital Media _____ Ryan Penty
 Head Cheerleading Coach _____ Staci Sutton
 Asst. Trainer _____ Dave Walls



FLORIDA STATE FOOTBALL

#47 **MISTER ALEXANDER**
ALDINE, TX
S, 6'7", 216, R-SO

2007: Only played in one game. .saw action in the season opener versus Clemson. .injured left knee caused him to miss the rest of the year.

#28 **DIONTE ALLEN**
DETROIT, MI
CB, 5'11", 175, R-FR

2007: Redshirt season

#58 **DUMAKA ATKINS**
SARASOTA, FL
DL, 6'4", 296, R-SR

2007: Sat out the entire season due to a nagging left knee injury. .will switch to the defensive side of the ball in the spring. .expected to contribute as a defensive tackle this coming fall.

#7 **MARCUS BALL**
STONE MOUNTAIN, GA
LB, 6'0", 215, JR

2007: Played in a career-high nine games and recorded a career-high 24 total tackles. .13 unassisted tackles in nine games matched his tackle total for his freshman season. .missed the Seminoles' games against Miami, Duke, Boston College and Virginia Tech because of a severely sprained ankle which he suffered in Florida State's game against Wake Forest. .single-game career-high five tackles in the Seminoles' victory over Maryland and four tackles in Florida State's victories over NC State and Boston College. .at least one tackle in each of the nine games he played in. .first career quarterback sack in the Seminoles' victory over NC State. .recovered a fumble in the Seminoles' nationally televised game against Wake Forest. .single-season career-high three pass break-ups with two coming in the Seminoles' victory over No. 21 Alabama in Jacksonville.

M. BALL'S CAREER STATISTICS

Year	UT	AT	TT	TFL	QS	PBU	FC	FR	INT	TD
2006	7	6	13	0	0	0	0	1	0	0
2007	13	11	24	15	10	3	0	1	0	0
Totals	20	17	37	15	10	3	0	2	0	0

Ball's Career-Highs

Starts	0
Tackles	10, vs. Troy, 2006
Interceptions	1, vs. Rice, 2006
Passes Broken Up	2, vs. Troy, 2006 2, vs. Alabama, 2007

#71 **EVAN BELLAMY**
MIAMI, FL
OT, 6'4", 196, R-SO

2007: Saw action in 10 games including the first start of his career in the Music City Bowl. .played all 84 snaps at left guard versus Kentucky. .posted a pass blocking grade of 86% versus the Wildcats, the second-best grade on the team. .total grade was 73%, which was third-best on the line. .recorded four knockdowns in the Music City Bowl. .played 30 snaps versus Wake Forest when Rodney Hudson had to leave the game due to injury. .was not whistled for a penalty in 2007.

#13 **NIGEL BRADHAM**
CRAWFORDVILLE, FL
LB, 6'2", 227, FR

High School: One of the top recruits in the nation, Bradham is already enrolled at FSU. .PARADE All-American. .SuperPrep All-American. .ranked the top player in the state, the 13th-best prospect in the nation and the top OLB in America by Rivals...a five-star rated outside linebacker by Rivals and Scout.com. .Scout's top-rated middle linebacker and Prep Stars No. 1 linebacker. .ESPN ranks him as their fourth-best OLB and the 60th-best player in America. .Tom Luginbill of Scouts, Inc. considers him an outstanding prospect. .Sports Illustrated and TACKLE have Bradham rated as the seventh-best player in America. .a finalist for the 2008 U.S. Army Player of the Year Award. .received honorable mention Army All-America honors as the best tackler. .led the East team to a 33-23 victory and recorded four tackles in the 2008 U.S. Army All-American Bowl. .was the recipient of the EAS Speed and Strength Award. .Tallahassee Democrat All-Big Bend Defensive Player of the Year. .PrepStar Dream Team member. .FSWAA All-State 3A First Team Defense. .AJC Super Southern 100. .Rivals says Bradham has the best instincts of any linebacker, the third-most closing speed and is the fifth-best athlete among linebackers this year. .finished his senior season with 147 tackles, 12 sacks and four defensive touchdowns in leading Wakulla to a district championship. .as a junior he tallied 145 tackles, eight sacks and four

interceptions, two of which he returned for TDs. .recorded over 430 tackles and 20 sacks during his three-year career at Wakulla. .had one of the five best games in the nation this year according to Rivals when he registered 15 tackles in a 16-0 win over Blountstown. .timed at 4.52 in the 40-yard dash, can bench press 440 pounds and clean jerk 310. .had over 40 offers and chose the Seminoles over Georgia, Mississippi and Florida.

#99 **EVERETTE BROWN**
STATONSBURG, NC
DE, 6'4", 246, R-JR

2007: Florida State's starter at the left defensive end position where he earned a career-high eight starting assignments for the season. .has played in 26 consecutive games in his first two seasons as a Seminole. .led the team in sacks. .led all defensive linemen in tackles and tackles for loss. .totaled a single-season career-high 37 tackles, a single-season career-high six and a half quarterback sacks and 11.5 tackles for minus yardage. .more than doubled his sack total from his freshman season. .has 25 career tackles for minus yardage to rank 15th in school history with two seasons remaining in his collegiate playing career. .has tackles for minus yardage in 15 of his 26 career games. .has more career tackles for loss than any current Seminole. .has 9.5 quarterback sacks in his first two seasons and will undoubtedly move into Florida State's all-time top-10 for career sacks before his career in Tallahassee is over. .his career-high of seven tackles came against Virginia Tech with five stops coming in the Seminoles' victory over NC State. .recorded two tackles for minus yardage in consecutive games against Alabama, NC State and Wake Forest. .a single-game career-high two quarterback sacks in the Seminoles' victory over Alabama.

Brown's Career Statistics

YEAR	UT	AT	TT	TFL	QS	PBU	FC	FR	INT	TD
2006	16	11	27	13.5	3.0	0	0	0	0	0
2007	24	13	37	11.5	6.5	3	1	0	0	0
Totals	40	24	64	25	9.5	3	1	0	0	0

Brown's Career-Highs

Starts	7, 2007
Tackles	7, at Virginia Tech, 2007
TFL	3, vs. Wake Forest, 2006
QB Sacks	2, vs. Alabama, 2007
Kicks Blocked	1, vs. Troy, 2006

FLORIDA STATE FOOTBALL

#18

**GREG CARR
REDDICK, FL
WR, 6'6", 210, SR**

2007: One of the most dangerous receivers in ACC history when it comes to touchdown production...enters 2008 leading the nation among returning players with the highest average yards per catch for 100+ receptions at 18.6...named All-ACC third team by Phil Steele...set new career highs for yards (795) and receptions (45) in a season...also set new career highs for receptions (8) and yards (140) in a game...his 140 yards receiving versus NC State were a season-high for any Seminole receiver...only the sixth player in school history with 30 catches in three straight seasons...currently 17th in school history with 109 catches...averages one TD in 68% of his career games...has caught a TD pass in almost 46% of his career games...23% of all his catches have resulted in touchdowns...20 of his 25 TDs have come from 30 yards and in...FSU is 12-5 when Carr scores...currently tied for eighth in ACC history for career touchdowns...trails only Peter Warrick (31) and E.G. Green (29) for career TD's by an FSU receiver...needs seven TD catches in 2008 to set the career record at Florida State...set a new career high with three 100-yard receiving games upping his career total to seven...caught six passes of 40 yards or more, which is equal to the total number of 40-plus yard catches he had in his first two seasons combined...has 12 career catches that went for 40 or more yards...four of FSU's 10 longest offensive plays this season have been turned in by Carr.

CARR'S CAREER STATISTICS

YEAR	GP-GS	REC	YRDS	Avg	TD	ong
2005	12-1	30	618	20.6	9	63
2006	13-3	34	619	18.2	12	57
2007	12-7	45	795	17.7	4	58
TTL	37-11	109	2,032	18.6	25	63

Carr's Career Highs

Receptions	8, at Wake Forest, 2007
Yards	140, vs. N.C. State, 2007
TDs	3, three times, last at Duke, 2006
Longest Catch	63, vs. Wake Forest, 2005
Longest TD	57, vs. Rice, 2006

#4

**TONY CARTER
JACKSONVILLE, FL
CB, 5'9", 166, R-SR**

2007: Started all 13 games for the Seminoles at the left (field) cornerback position...has started 20 consecutive games entering the 2008 season...finished seventh on the team in tackles with 45 stops - the highest single-season total of his career...finished second on the team with a single-season career-high four interceptions...his four interceptions in 2007 bested his career total for his first two seasons...single-game career-high two interceptions came in the Seminoles' 16-6 victory over Colorado with his second pick coming in the fourth quarter of the win over the Buffaloes...also had an interception in the Seminoles' victory over then-No. 2 Boston College...added his fourth pick in the Music City Bowl when he returned an Andre Woodson pick 24 yards for a TD that tied the game at 14-14...marked the third straight bowl game with an interception for Carter and the second straight INT for a TD in a bowl game...has now scored four TDs in his career (3 INT and 1 blocked FG) on top of returning a blocked PAT for points as well...also returned a fumble 51 yards in the Music City Bowl that set up FSU's first TD that tied the game at 7-7...a career-high tying four tackles for minus yardage came against UAB, Colorado, at Wake Forest and at Virginia Tech...tied for the team lead with six pass break-ups to give him 23 for the first three years of his career.

CARTER'S CAREER STATISTICS

YEAR	UT	AT	TT	TFL	QS	PBU	FC	FR	INT	TD
2005	28	13	41	4.0	1	12	0	0	1	0
2006	14	13	27	2.5	0	5	0	0	2	2
2007	37	8	45	4.0	0.0	6	0	1	4	1
Totals	79	34	113	10.5	1.0	23	0	1	7	3

Carter's Career-Highs

Starts	13, 2005
Tackles	7, four times, last vs. Kentucky, 2007
Interceptions	2, vs. Colorado
Kicks Returned for Scores	2, 2006

#57

**BRANDON DAVIS
MIAMI, FL
OL, 6'2", 273, R-SO**

2007: Played in four games for the Seminoles...saw playing time versus Duke, Boston College, Maryland and Florida.

#28

**PAT DAVIS
FORT LAUDERDALE, FL
RB, 5'9", 180, R-SR**

2007: Played in nine games in 2007 including the Music City Bowl...valuable member of the Seminole special teams...has played in 28 games the last three seasons as a member of FSU's special teams unit...will continue to compete for time in the backfield with the departure of Jamaal Edwards.

#85

**JOSH DOBBIE
DOVER, FL
TE, 6'4", 221, R-SR**

2007: A tall, pass catching tight end who appeared in eight games...saw a lot of game action due to injuries...has yet to record his first career catch at Florida State...also seen playing time as a member of the Seminole special teams.

#91

**EMMANUEL DUNBAR
DEERFIELD BEACH, FL
DT, 6'5", 284, R-JR**

2007: Played in three games as he continued to recover from a back injury that has plagued him throughout his Seminole career...has played in 13 games in three years (eight as a freshman, two as a sophomore with a medical redshirt and three as a junior)...had one of the best games of his career versus Kentucky in the Music City Bowl as he saw extended playing time...recorded the first sack of his career versus the Wildcats when he dropped Andre Woodson for a 12-yard loss...also missed playing time because of a concussion suffered in practice prior to the Seminoles' game at Boston College...his injury severely limited the depth and effectiveness of the Seminoles' defensive line.

DUNBAR'S CAREER STATISTICS

Year	UT	AT	TT	TFL	QS	PBU	FC	FR	INT	TD
2005	2	5	7	2.0	0	1	0	0	0	0
2006	1	2	3	0.5	0	0	0	0	0	0
2007	2	1	3	1.0	1	0	0	0	0	0
Totals	5	8	13	3.5	1	1	0	0	0	0

Dunbar's Career-Highs

Starts	0
Tackles	4, vs. Duke, 2005
TFL	1, vs. Duke, 2005
Sacks	1, vs. Kentucky, 2007

FLORIDA STATE FOOTBALL

#40

MATT DUNHAM
COLUMBUS, GA
TE, 6'2", 255, JR

2007: Did not play in 2007 after making the switch from fullback to tight end. .had a shoulder injury in the spring and then a severely sprained ankle in the fall that caused him to miss valuable practice time at a new position.

#22

TAIWAN EASTERLING
HATTIESBURG, MS
RB, 5'11", 192, R-FR

2007: A redshirt season.

#75

WILL FURLONG
DELAND, FL
OL, 6'5", 262, R-FR

2007: A redshirt season.

#37

RODNEY GALLON
TALLAHASSEE, FL
LB, 6'0", 192, R-SR

2007: Played in eight games but did not see any action following FSU's upset of then-second ranked Boston College. .was credited with a punt return in Florida State's Thursday night game at Wake Forest.

#63

A.J. GANGUZZA
BOCA RATON, FL
C, 6'3", 269, SO

2007: A redshirt season.

#43

GRAHAM GANO
PENSACOLA, FL
K/P, 6'1", 197, SR

2007: All-ACC Honorable Mention, Phil Steele All-ACC Honorable Mention and *Miami Herald* first team All-Florida as he enjoyed the best season of his career. .named to the Ray Guy Watch List

as the nation's top collegiate punters...the top returning punter in the ACC...finished 2007 as the 17th-best punter in the NCAA...will be the ninth-best returning punter in the FBS in 2008...averaged a career-high 43.4 yards per punt to mark the second straight season he has averaged more than 40 yards per punt...enters 2008 with a streak of 11 straight games with a punt of 50 yards or better...dropped a career-high 19 punts inside the 20 yard line...helped the Seminoles' defense tremendously as their opponents completed only 17 scoring drives after a Gano punt (29 percent). Those drives averaged almost 69 yards per drive...career-long punt of 64 yards came in the Seminoles' victory over No. 2 Boston College...launched two punts of 60 yards or better (61 and 64 yards) against the Eagles to mark the first time during his career that he had two punts of 60 yards or more during the same game...also had a 63-yard punt versus Kentucky in the Music City Bowl...now has four career punts of 60 yards or better...also a standout kickoff specialist who handled 63 of Florida State's 69 kickoffs during the regular season...totaled 12 touchbacks on 63 kickoffs and did not have a kickoff returned for a touchdown during the season...recorded the longest run by a punter in the Bobby Bowden era when he raced 24 yards versus Clemson on a fake punt.

GANO'S CAREER STATISTICS

Punting

Year	No.	Yards	Avg.	Long	TB	FC	I20
2006	67	2,736	40.8	63	6	18	17
2007	59	2,563	43.4	64	4	12	19
Totals	126	5,299	42.1	64	10	30	36

Kickoffs

Year	No.	Yards	Avg.	TB
2005	26	1,573	60.5	5
2006	68	4,057	59.7	22
2007	63	3,843	61.0	12
Totals	157	9,473	60.3	39

#29

MICHAEL RAY GARVIN
UPPER SADDLE RIVER, NJ
CB, 5'8", 185, SR

2007: Florida State's primary kick return specialist who has set the school record for kicks returned (35) and kick return yards (697) in a single season...began the season as the starter at the right (boundary) cornerback position...started six of the first seven games of the season and added his career-high eighth start against Kentucky in the Music City Bowl...led the Seminoles' cornerbacks in tackles

with a career-high 49 stops...has led the Seminoles' cornerbacks in tackles in both of the last two seasons...enters the 2008 season with 100 tackles for his career...tied his career-high with six tackles in the Seminoles' victory over Alabama in Jacksonville and earned at least five tackles in six different games...his 43-yard interception return for a touchdown (the first of his career) proved to be the game-winning score in the Seminoles' 27-10 victory over NC State...his interception of a Damon Evans pass broke a 10-10 tie in the third quarter with the Wolfpack and set Florida State on the course to the victory...the interception was the second of his career...ranked 10th in the ACC in average yards per kick return (19.9) while finishing third in the league in total returns (35) and fourth in return yards (697)...has now returned 51 career kickoffs for 1,059 yards and a 20.8 yards per return average...the Seminoles' career record for most kickoff returns is 73 by Keith Ross (1985-88) and the record for most kickoff return yards is 1,703 by Ross...career-high five kickoff returns in four different games (against Clemson, Virginia Tech, Maryland and Florida) with a career-high 99 yards in returns coming against Clemson in the season-opener.

GARVIN'S CAREER STATISTICS

Defense

Year	UT	AT	TT	TFL	QS	PBU	FC	FR	INT	TD
2005	12	4	16	1.0	1.0	1	1	0	0	0
2006	30	5	35	1.0	1.0	3	0	1	1	0
2007	31	18	49	0.5	0.0	2	0	0	1	1
Totals	73	27	100	2.5	2.0	6	1	1	2	1

Kickoff Return Statistics

Year	No.	Yards	TD	Long
2006	16	362	0	47
2007	35	697	0	52
Totals	51	1,059	0	52

Garvin's Career-Highs

Starts	6, 2006
Tackles	9, vs. Virginia, 2006
TFL	1, vs. Virginia, 2006
QB Sacks	1, vs. Virginia, 2006
Fumbles Rec.	1, vs. Boston College, 2006
Interceptions	1, vs. Miami, 2006
PBU	1, three times last vs. WFU, 2006



FLORIDA STATE FOOTBALL

#9 **RICHARD GOODMAN**
FORT LAUDERDALE, FL
WR, 6'0", 186, SR

2007: Was having a career year as he started six games before fracturing his fibula versus Duke. . . despite missing five games, Goodman still finished fourth among receivers for yards and catches. . . set career highs for starts (6), catches (20), yards (184), TDs (2), longest catch (50) and longest TD catch (50). . . was in the midst of the best game of his career versus Duke hauling in 11 balls for 73 yards when he suffered a season-ending injury. . . had more catches and yards versus Duke than he had in 19 games as a freshman and sophomore combined. . . his 11 receptions versus Duke were a single-game high for any FSU receiver in 2007.

GOODMAN'S CAREER STATISTICS

YEAR	GP-GS	REC	YRDS	Avg	TD
Long					
2005	8-0	4	30	7.3	0
2006	11-0	3	33	11.0	0
2007	9-6	20	184	9.2	2
TTL	28-6	27	247	9.1	2

Goodman's Career Highs

Receptions 11, vs. Duke, 2007
Yards 73, vs. Duke, 2007
TDs 1, two times, last vs. UAB, 2007
Longest Catch 50, vs. UAB, 2007
Longest TD 50, vs. UAB, 2007

#70 **ANTWANE GREENLEE**
COLUMBUS, GA
OT, 6'6", 302, R-FR

2007: A redshirt season after suffering a cervical sprain during practice. . . fully cleared to participate this spring.

#51 **AARON GRESHAM**
MAYO, FL
LB, 6'2", 230, R-FR

2007: A redshirt season.

#54 **PAUL GRIFFIN**
PENSACOLA, FL
DT, 6'2", 278, R-SR

2007: A talented defensive lineman who played in 12 games for the Seminoles at the nose guard and defensive tackle positions. . . earned a career-high of 24 stops to rank third on the team in tackles among defensive linemen. . . career-high four tackles (including a quarterback sack) against Miami. . . tied for sixth on the team with a career-high 6.5 tackles for minus yardage including a single-game career-high two stops behind the line of scrimmage in the Seminoles' victory over NC State. . . one tackle for minus yardage against Wake Forest, Miami, Virginia Tech and Maryland. . . earned his first career sack against Miami and quarterback Kyle Wright in his first career game against the Hurricanes.

GRIFFIN'S CAREER STATISTICS

Year	UT	AT	TT	TFL	QS	PBU	FC	FR	INT	TD
2006	1	0	1	0.0	0.0	0	0	0	0	0
2007	14	10	24	6.5	1.0	0	0	0	0	0
Totals	15	10	25	6.5	1.0	0	0	0	0	0

Griffin's Career-Highs

Starts 2, 2006
Tackles 4, vs. Miami, 2007

#88 **JONATHAN HANNAH**
HOPE MILLS, NC
TE, 6'4", 250, SR

2007: Talented tight end did not see any action in 2007 while he met academic requirements.

#44 **MAURICE HARRIS**
HOMESTEAD, FL
LB, 6'0", 210, SO

2007: Played in three games but did not appear in a game the rest of the year after suffering a knee injury against Colorado. . . recorded two tackles on special teams. . . one came in each game versus Clemson and Colorado.

HARRIS' CAREER STATISTICS

Year	UT	AT	TT	TFL	QS	PBU	FC	FR	INT	TD
2007	2	0	2	0	0	0	0	0	0	0
Totals	2	0	2	0	0	0	0	0	0	0

#42 **SEDDRICK HOLLOWAY**
TALLAHASSEE, FL
FB, 5'10", 247, JR

2007: The Seminoles' starting fullback. . . played in all 13 games and made five starts. . . in his first year seeing any real playing time at fullback, Holloway had one of the most surprising seasons. . . the sophomore was a chain mover as 10 of his 16 carries on second or third down resulted in first downs. . . he finished third on the team with 129 rushing yards. . . his 5.0 yards per carry average was third-best among all running backs. . . only lost one yard all season. . . had the second-longest rush by any FSU player when he went for 40 yards versus NC State. . . had a career-best seven carries versus Maryland. . . after not carrying the ball in the first three games of the season, Holloway finished the year with at least one rush in 10 straight games. . . only dropped for negative yards once in 26 carries.

HOLLOWAY'S CAREER STATISTICS

Rushing

Year	GP-GS	No.	Yards	Avg	TD	Long
2007	13-5	26	129	5.0	0	40

Receiving

Year	GP-GS	Rec.	Yards	Avg	TD	Long
2007	13-5	2	3	1.5	0	2

Holloway's Career Highs

Carries 7, vs. Maryland, 2007
Yards 43, vs. N.C. State, 2007
Longest Rush 40, vs. N.C. State, 2007

#62 **RODNEY HUDSON**
MOBILE, AL
OG, 6'2", 283, SO

2007: The Seminoles' top offensive lineman in 2007. . . named a first team freshman All-American by College Football News, an AON/FWAA Freshman All-American and an honorable mention freshman All-American by *The Sporting News*. . . an All-ACC second team selection, a Phil Steele All-ACC third team pick and an All-ACC freshman team selection by *The Sporting News* and Rivals. . . named to the *Miami Herald* All-Florida Team. . . true freshman from Mobile, AL started the first game of the season but didn't fully settle into a starting role until the Alabama game. . . in the final eight games of the season he graded out either first or second in all of those games. . . had the best grade on the team six

FLORIDA STATE FOOTBALL

times (Alabama, Wake, BC, Maryland, Florida and Kentucky). . posted a grade of 80% or better in four of his final eight games including an astonishing grade of 89% versus Florida and an 85% in the Music City Bowl. . a right guard, who started at tackle versus Kentucky, missed only five assignments all season, allowed only one sack and he had 14 knockdowns in the last five games. . the freshman was not flagged for a penalty all season and he graded out at 80% or better in passing situations seven times in his final eight games.

#19 **KENNY INGRAM**
ORLANDO, FL
S, 6'6", 233, R-SR

2007: Played in nine games and recorded five tackles as a special teams standout for the Seminoles. . has played in 21 games during his career (12 in 2005 and 9 in 2007). . played in his first career bowl game at the 2007 Music City Bowl. . earned his career-high of four tackles against Virginia Tech. . earned one tackle in the Seminoles' victory over UAB.

INGRAM'S CAREER STATISTICS

Year	UT	AT	TT	TFL	QS	PBU	FC	FR	INT	TD
2004	1	9	10	0.5	0.0	1	0	0	0	0
2007	2	3	5	0.0	0.0	0	0	0	0	0
Totals	3	12	15	0.5	0.0	1	0	0	0	0

Ingram's Career Highs

Starts 0
 Tackles 4, at Virginia Tech, 2007

#55 **JAMAR JACKSON**
RICHMOND, VA
DE, 6'4", 232, R-FR

2007: Redshirted after missing the entire season after tearing the ACL in his right knee before two-a-days even got underway.

#15 **OCHUCKO JENIJE**
TALLAHASSEE, FL
CB, 5'10", 185, R-SO

2007: Played in 11 games with most of his action coming on specials teams - kickoff coverage, kickoff return and punt block. . earned playing time for the first time in his career in the Seminoles' victory over UAB. . earned the first tackle of his career against Miami. . played in

five games at the cornerback position - against Miami, Duke, Virginia Tech, Maryland and Kentucky.

JENIJE'S CAREER STATISTICS

Year	UT	AT	TT	TFL	QS	PBU	FC	FR	INT	TD
2007	2	0	2	0.0	0.0	0	0	0	0	0

Jeniје's Career Highs

Starts 0
 Tackles 1, two times, latest vs. Kentucky, 2007

#49 **BENJAMIN LAMPKIN**
PANAMA CITY, FL
DE, 6'0", 212, R-SR

2007: One of the Seminoles' top special teams players who played in 12 of Florida State's 13 games and who recorded a single-season career-high seven tackles. . has now played in 23 games during his career with playing time coming in 23 of the last 26 games in the last two seasons. . a top gunner on the Seminoles' kickoff team and a top blocker on the Seminoles' punt teams. . recorded a career-high two tackles against Virginia Tech and single tackles against Colorado, NC State, Wake Forest, Miami and Maryland. . moved to the defensive line to add depth versus Kentucky in the Gaylord Hotels Music City Bowl.

LAMPKIN'S CAREER STATISTICS

Year	UT	AT	TT	TFL	QS	PBU	FC	FR	INT	TD
2006	0	3	3	0.0	0.0	0	0	0	0	0
2007	4	3	7	0.0	0.0	0	0	0	0	0
Totals	4	6	10	0.0	0.0	0	0	0	0	0

Lampkin's Career Highs

Starts 0
 Tackles 2, vs. Virginia Tech, 2007

#23 **ROOSEVELT LAWSON**
MIAMI, FL
S, 5'11", 202, R-SR

2007: Played in all 13 games and has played in 25 of the Seminoles' 26 games in the last two seasons. . playing time came mainly on special teams but he also earned action at the free safety position. . earned a career-high seven tackles - a total that nearly matched his career total of nine tackles entering the 2007 season. . a season-high two tackles came in the Seminoles victory over then-No. 2 Boston College. . the first blocked kick of his career against Clemson led the Seminoles' to their first score of the game against the Tigers. . saw


action against Kentucky in the Gaylord Hotels Music City Bowl marking the second bowl he has played in during his career.

LAWSON'S CAREER STATISTICS

Year	UT	AT	TT	TFL	QS	PBU	FC	FR	INT	TD
2005	3	2	5	0.0	0	0	0	1	0	0
2006	2	2	4	0.0	0	0	0	0	0	0
2007	7	3	10	0.0	0	0	0	0	0	0
Totals	12	7	19	0.0	0	0	0	1	0	0

Lawson's Career Highs

Starts 0
 Tackles 3, vs. Duke, 2006



Roosevelt Lawson

#26 **ANTHONY LEON**
MIAMI, FL
S, 6'4", 228, R-SO

2007: Appeared in eight games including the Music City Bowl. . saw the first playing time of his career and recorded five tackles. . recorded multiple tackles in a game versus UAB marking the first time in his career he recorded two tackles in a game. . had single tackles versus NC State, Wake Forest and Duke.

LEON'S CAREER STATISTICS

Year	UT	AT	TT	TFL	QS	PBU	FC	FR	INT	TD
2007	2	3	5	0.0	0	0	0	0	0	0

Leon's Career Highs

Starts 0
 Tackles 2, vs. UAB, 2007

FLORIDA STATE FOOTBALL

#22

KOREY MANGUM
LA MARQUE, TX
CB, 6'0", 190, R-IR

2007: Special teams stalwart and back-up at the right (boundary) cornerback position who played in 11 of the Seminoles' 13 games. .earned playing time in the second bowl game of his career against Kentucky in the Gaylord Hotels Music Bowl after playing in the 2006 Emerald Bowl. .totaled four special teams tackles during the regular season with one each coming against UAB, Duke, Boston College and Virginia Tech. .almost equaled his total number of tackles in the Music City Bowl as he recorded three in the game, tying a career high.

MANGUM'S CAREER STATISTICS

Year	UT	AT	TT	TFL	QS	PBU	FC	FR	INT	TD
2006	4	2	6	1.0	0.0	0	0	0	0	0
2007	4	3	7	0.0	0.0	0	0	0	0	0
Totals	8	5	13	1.0	0.0	0	0	0	0	0

Mangum's Career Highs

Starts	0
Tackles	3, last vs. Kentucky, 2007
TFL	1, vs. Wake Forest, 2006

#24

DARIUS MCCLURE
BIRMINGHAM, AL
S, 5'11", 201, R-SR

2007: Played in all 13 games and has played in 29 games during his career. .earned playing time on special teams and at the free safety position behind senior Roger Williams. .credited with a single-season career-high 23 tackles, a career-high two tackles for minus yardage and the first quarterback sack of his career. .single-game career-high five tackles in the Seminoles' victory over Alabama in Jacksonville and three tackles each against Wake Forest, Boston College and Florida. .tackles for minus yardage came in victories over then-No. 2 Boston College and Maryland. .first career sack against Maryland late in the fourth quarter of the Seminoles 24-16 win over the Terps. .his sack of Chris Turner put the Terps in a third and 18 situation from which they eventually were held to a field goal. .the field goal, and not the touchdown, helped the Seminoles hold on to their two score advantage.

McClure's Career Statistics

Year	UT	AT	TT	TFL	QS	PBU	FC	FR	INT	TD
2005	5	9	14	0.0	0.0	0	0	0	0	0
2006	10	6	16	0.0	0.0	2	0	0	0	0
2007	15	8	23	2.0	1.0	1	0	0	0	0
Totals	30	23	53	2.0	1.0	3	0	0	0	0

McClure's Career Highs

Starts	0
Tackles	5, vs. Alabama, 2007
TFL	1, vs. Boston College, 2007
	1, vs. Maryland, 2007
QB Sacks	1, vs. Maryland, 2007
Blocked Kicks	1, vs. Boston College, 2005

#60

RYAN MCMAHON
SAVANNAH, GA
C, 6'3", 274, R-SO

2007: Converted defensive lineman who went on to have one of the best seasons in America by a young center. .the only freshman or sophomore in the FBS to take every offensive snap for his team at the center position. . Rivals First Team Freshman All-American, College Football News First Team Freshman All-American, AON/FWAA Freshman All-American, TSN Second Team Freshman All-American, Sporting News All-ACC Freshman Team, Rivals All-ACC Freshman Team and *Miami Herald* All-Florida Team. .graded out either first or second seven times in 13 games and was the top lineman in games versus Miami, Maryland and Duke. .three times in 2007 he went an entire game without missing an assignment and he was not flagged for a penalty all year despite being on the field for every single offensive snap. .allowed just two sacks in 959 plays and recorded 20 knockdowns. .in a system where a grade of 68% is passing, McMahon graded out at 78% or better seven times in pass blocking.

#94

JUSTIN MINCEY
FOLSTON, GA
DT, 6'5", 265, JR

2007: Played in 12 games. .started four games at the right defensive end position against Wake Forest, Miami, Duke and Boston College for the first four starts of his career. .his 12 games played and four starts are both career-highs. .earned a single-season career-high five tackles, a single-season career-high 2.5 tackles for minus yardage and a single-season career-high 0.5 quarterback sack. .career-high two tackles against Wake Forest and in Florida State's victory over Duke. .totaled two tackles for minus yardage in the win over Duke.

Mincey's Career Statistics

Year	UT	AT	TT	TFL	QS	PBU	FC	FR	INT	TD
2006	3	1	4	1.0	0.0	0	0	0	0	0
2007	3	2	5	2.5	0.5	1	0	0	0	0
Totals	6	3	9	3.5	0.5	1	0	0	0	0

Mincey's Career Highs

Tackles	2, vs. Duke, 2007
TFL	2, vs. Duke, 2007
QB Sacks	0.5, vs. Florida, 2007

#59

NEEFY MOFFETT
PALM BAY, FL
DE, 6'1", 255, SR

2007: Florida State's most experienced defensive lineman. .played in all 12 regular season games while starting six games at left end and one game at right end. .his seven starts ranks as a personal single-season career-high. .a starter against Clemson, UAB, Colorado, Alabama, Maryland and Florida at the left end and Virginia Tech at the right end. .has played in 36 games while starting nine during his three-year Florida State career. .earned his career-high of 19 tackles and ranked third with a career-high nine tackles for minus yardage. .he nearly matched his first two-year total for tackles (22), doubled his two-year total of tackles for minus yards (4.5) and broke his two-year total of sacks (2.0). .tied for the team lead with a career-high two forced fumbles. .recorded his career-high of six tackles - including 1.5 tackles for minus yardage and 0.5 quarterback sacks - in his most dominating performance of the season against Colorado from the left end position. .claimed three tackles against Clemson and Wake Forest. .a career-high three tackles for minus yardage came against Wake Forest in a game nationally televised on a Thursday night by ESPN. .also 2.5 tackles for minus yardage in the season opener against Clemson.

Moffett's Career Statistics

Year	UT	AT	TT	TFL	QS	PBU	FC	FR	INT	TD
2005	2	7	9	2.0	2.0	0	0	0	0	0
2006	7	6	13	2.5	0.0	3	1	1	0	0
2007	13	6	19	9.0	2.5	0	2	0	0	0
Totals	22	19	41	13.5	4.5	3	3	1	0	0

Moffett's Career Highs

Starts	7, 2007
Tackles	6, vs. Colorado, 2007
TFL	3.0, vs. Wake Forest, 2007

FLORIDA STATE FOOTBALL




2007: Florida State's leading tackler with a career-high 99 stops. .ranked 13th in the ACC with a career-high 7.6 tackles per game average. .tied for 12th in the ACC for total tackles. .earned at least seven tackles in seven of the Seminoles' 13 games. .the Seminoles' starter at the middle linebacker position for all 13 games. .the only linebacker to start all 13 games during the first three years of his career after playing in only five as a sophomore in 2006 when a knee injury limited his playing time. .his career-high 99 tackles in 2007 is more than three times as many tackles as he had during the first two seasons of his career combined. .posted a career-high 13 tackles in the Seminoles' Music City Bowl game versus Kentucky. .also registered double digit tackles in a victory over Colorado (11), against Miami (10) and at Virginia Tech (10). .ranked fourth on the team with eight tackles for minus yardage to bring his career total to 10. .a career-high 1.5 tackles for minus yardage at Wake Forest and in the Seminoles' victory over then-No. 2 Boston College. .an All-ACC Academic Team member.

NICHOLSON'S CAREER STATISTICS

Year	UT	AT	TT	TFL	QS	PBU	FC	FR	INT	TD
2005	6	15	21	1.5	0.5	0	0	0	0	0
2006	2	4	6	0.5	0.0	0	0	0	0	0
2007	46	53	99	8.0	0.5	3	1	0	0	0
Totals	54	72	126	10.0	1.0	3	1	0	0	0

Nicholson's Career Highs

Starts	13, 2007
Tackles	13, vs. Kentucky, 2007
TFL	1.5, vs. Wake Forest, 2007
	1.5, vs. Boston College, 2007



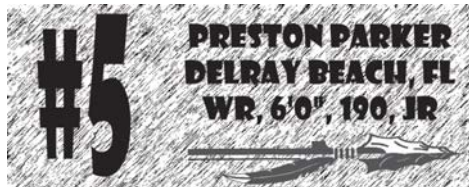
2007: Played in 11 games. .wide receiver had six catches for 55 yards. .all six catches came in the last two games of the season. .had four catches in the regular season finale versus Florida. .added to that total with two more catches versus Kentucky in the Music City Bowl. .also works on the Seminole special teams.

OWENS' CAREER STATISTICS

Year	GP-GS	Rec	Yards	AvgTD	Long
2005	11-0	9	113	12.6	1 26
2007	11-0	6	55	9.2	0 18
TOTAL	21-0	15	168	11.2	1 26

Owens' Career Highs

Receptions	4, vs. Florida, 2007
Yards	45, vs. Florida, 2007
TDs	1, vs. The Citadel, 2005
Longest Catch	26, vs. Duke, 2005
Longest TD	5, vs. The Citadel, 2005



2007: One of the most electrifying young players in the nation. .named an All-ACC second team selection by Rivals. .Phil Steele had Parker as a second team All-ACC wideout and on the All-ACC third team as a punt returner. .*Miami Herald* All-Florida team. .named the team's offensive MVP at the 2007 football awards dinner. .the most dangerous and versatile player for Florida State in 2007. .Parker led the team with 1513 all-purpose yards. .led the team in catches, second on the team in receiving yards, second on the team in rushes and rushing yards and the team's leading punt returner. .had the highest average yards per rush of anyone with more than five carries. .ninth among all freshmen and sophomores in the FBS in yards per play (9.82). .only two sophomore wide receivers in the FBS had a higher average per play than Parker. .finished the season ranked 75th in all-purpose yards, 30th in punt returns and 91st in receptions per game in the NCAA. .in the top 10 in the ACC for punt return average (3), receptions per game (5), receiving yards per game (8) and all-purpose yards (7). .the only returning player in the ACC in the top 10 in receiving, punt returns and all-purpose yards. .the first player ever to play for Bobby Bowden who has amassed 80 yards rushing, receiving and returning kicks in any game in the same season. .averaged over 11 6 yards per game. .averaged almost 61 yards per game and almost 13 yards per catch as a wideout. .accounted for 51 first downs, the highest number on the team. .tied for the team lead with five touchdowns. .ran for 133 yards on 20 carries versus Maryland when he was forced into a starting assignment at tailback due to injuries to all three of the Seminoles' scholarship backs. .Parker had just five days to learn a new position but still had the second-most productive rushing day of the season by any tailback. .had at least four catches in 10 of the 12 games in which he played wide receiver. .had 100 yard

receiving days versus Wake Forest and Kentucky. .accounted for either 100 yards receiving or eight-plus catches in four games. .finished the year tied for 10th all-time at FSU in single season receptions. .also was 1-for-2 as a QB. .his first pass was a near perfect strike to Greg Carr in the endzone versus Miami that was dropped. .first career completion came on a 17-yard strike versus Boston College where Parker looked off his primary receiver and hit a secondary option.

PARKER'S CAREER STATISTICS

Receiving

Year	GP-GS	Rec	Yards	AvgTD	Long
2006	10-0	2	26	13.0	0 20
2007	13-5	62	791	12.8	3 58
TOTAL	23-5	64	817	12.8	3 58

Rushing

Year	GP-GS	No.	Yards	AvgTD	Long
2006	10-0	3	13	4.3	0 9
2007	13-5	52	270	5.2	2 20
TOTAL	23-5	55	283	5.1	2 20

Punt Returns

Year	GP-GS	No.	Yards	AvgTD	Long
2007	13-5	31	328	10.60	44

Parker's Career Highs

Receiving	
Receptions	9, at Boston College, 2007
Yards	113, at Wake Forest, 2007
TDs	1, three times, last at BC, 2007
Longest Catch	58, at Wake Forest, 2007
Longest TD	23, at Boston College, 2007

Rushing

Carries	20, vs. Maryland, 2007
Yards	133, vs. Maryland, 2007
TDs	1, twice, last vs. Maryland, 2007
Longest Rush	20, vs. Maryland, 2007
Longest TD	18, vs. Maryland, 2007



Preston Parker

FLORIDA STATE FOOTBALL

#43 **TERRANCE PARKS**
FAIRBURN, GA
CB, 6'1", 200, FR

High School: Georgia native is already enrolled at Florida State. .rated the 36th-best player in America by ESPN and the fifth-best cornerback. . ESPN believes he has the potential to become an elite player at the next level. .according to ESPN Parks is "an absolute monster of an athletic cornerback with versatility on offense and the measurables every coach in America wants in their perimeter players" and that he can match up with "just about any player in America". .Tom Luginbill of Scouts, Inc. considers him an outstanding prospect. .Scout.com gave Parks four stars and considers him the 22nd best CB in the nation. . Rivals ranks him as the 32nd-best safety in the 2008 class and the 27th-best prospect in the state of Georgia. .a three-star safety according to Rivals. . Prep Star All-Region Team. .participated in the Under Armour All-America High School Football Game. .Scouts, Inc. said Parks reminded them of Baltimore Ravens coner Chris McAllister after watching the FSU commit practicing in Orlando. .led Team Click-Clack with three tackles in the game. .recorded 45 tackles, four interceptions and two fumble recoveries during his senior year for the Creekside Seminoles. .recorded 43 tackles and had four interceptions during his junior season. .timed at 4.43 in the 40 and benched 305 pounds. .graduated with a 3.0 GPA. .chose Florida State over Ohio State, Alabama, Auburn and Tennessee.

#13 **BRANDON PAUL**
TALLAHASSEE, FL
WR, 5'10", 170, SO

2007: Redshirt season.

#87 **CAZ PIUROWSKI**
LAND O' LAKES, FL
TE, 6'7", 277, JR

2007: A true team player, Piurowski spent the entire year shifting between tight end and the offensive line. .moved to tackle after a stellar freshman season as a tight end. .was forced to move between the two positions during practice all season due to injuries at tight end and then back to the line when injuries struck that unit. .often was changing jerseys on the sideline every other play to go in as a tight end or lineman. .started six games and played in 10. .all six starts came at the tight end position. .despite moving to tackle, Piurowski still set a new career high for receiving yards with 57 on five catches. .caught two passes versus Miami. .27-yard catch versus Maryland was the longest of his career. .also caught one ball versus Duke and UAB.

PIUROWSKI'S CAREER STATISTICS

Year	GP-GS	Rec	Yards	AvgTD	Long
2006	10-2	7	55	7.9	0 13
2007	10-6	5	57	11.4	0 27
TOTAL	20-8	12	112	9.3	0 27

Piurowski's Career Highs

Receptions 3, vs. Boston College, 2006
 Yards 27, vs. Maryland, 2007
 Longest Catch 27, vs. Maryland, 2007

#14 **CHRISTIAN PONDER**
COLLEYVILLE, TX
QB, 6'2", 212, R-SO

2007: One of the most pleasant surprises of preseason, Ponder saw the first action of his career in 2007. .the redshirt freshman was forced into action when Drew Weatherford was knocked out of the Virginia Tech game. .with back-up Xavier Lee unavailable, Ponder stepped into his first collegiate game at Lane Stadium in a hostile environment. .the Texas native came in to the game in the second quarter and the first pass of his career was a beautifully thrown 23-yard out to Greg Carr. .Ponder came out in the third quarter and drove FSU down the field and into the lead. .his first career TD pass was an eight-yard post to DeCody Fagg to put the Seminoles up 21-20. .with the TD strike Ponder became the first Seminole QB to throw a TD in his first game since Chris Rix did it September 1, 2001. Five other QB's played their first game in between Rix and Ponder. .also led FSU in rushing that game with 51 yards on five carries.

PONDER'S CAREER STATISTICS

Year	GP-GS	Atts	Cmp	Int	Pct	Yds	TD	Lng
2007	1-0	8	18	2	.444	105	1	28

Ponder's Career Highs

Passing
 Yards 105, at Virginia Tech, 2007
 Attempts 18, at Virginia Tech, 2007
 Completions 8, at Virginia Tech, 2007
 Longest Catch 28, at Virginia Tech, 2007
 Longest TD 8, at Virginia Tech, 2007
 TDs 1, at Virginia Tech, 2007
 Interceptions 2, at Virginia Tech, 2007

Rushing
 Carries 5, at Virginia Tech, 2007
 Yards 51, at Virginia Tech, 2007
 Longest Rush 22, at Virginia Tech, 2007

#49 **SHAWN POWELL**
ROME, GA
P, 6'5", 212, FR

High School: As a senior, he hit 11-of-12 field goal attempts and averaged 51 yards a punt. .chose FSU over VMI. .a two-star prospect according to both Rivals and Scout.com. .also received interest from Georgia.

#83 **BERT REED**
PANAMA CITY, FL
WR, 5'11", 165, R-FR

2007: Redshirt season.

#16 **D'VONTREY RICHARDSON**
LEESBURG, GA
QB, 6'1", 205, R-SO

2007: Saw action in two games. .took snaps under center versus Alabama and Virginia Tech. .both of his plays were designed runs. .has yet to throw his first collegiate pass. .also worked out at wide receiver at one point this season.

RICHARDSON'S CAREER STATISTICS

Year	GP-GS	No.	Yards	Avg	TD	Long
2007	2-0	2	-2	-1	0	2

#20 **JAMIE ROBINSON**
ROCK HILL, SC
S, 6'2", 187, R-JR

2007: Played in 10 of Florida State's 13 games as a back-up to Tony Carter at the left (field) cornerback position and on special teams. .missed the Seminoles' games against Duke, Boston College and Virginia Tech because of a groin injury. .has played in 22 of Florida State's 26 games the last two seasons. .played impressively at the Gaylord Hotels Music City Bowl. .recorded seven tackles, had a tackle for loss, forced and recovered a fumble versus the Wildcats. .it was the first fumble forced and recovered in his career. .recorded 17 total tackles with his season-high coming in the Music City Bowl. .also had five stops in a win versus NC State.

ROBINSON'S CAREER STATISTICS

Year	UT	AT	TT	TFL	QS	PBU	FC	FR	INT	TD
2006	16	10	26	1.0	0.0	4	0	0	0	0
2007	16	1	17	2.0	0.0	0	1	1	0	0
Totals	32	11	43	3.0	0.0	4	1	1	0	0

Robinson's Career Highs

Starts 4, 2006
 Tackles 7, vs. Duke, 2006
 TFL 1, vs. Miami, 2006
 1, vs. NC State, 2007
 Pass Broken Up 2, vs. Rice, 2006

FLORIDA STATE FOOTBALL



2007: Earned All-ACC Honorable Mention honors from the Atlantic Coast Sports Media Association. .named All-ACC second team by Rivals and All-ACC third team by Phil Steele. .*Miami Herald* All-Florida team. .played in 12 games while starting five at the right (boundary) cornerback position. .earned a team and career-high six interceptions including one each in five consecutive games to tie the school record for consecutive games with at least one interception. .his interceptions came in consecutive games against NC State, Wake Forest, Miami, Duke and Boston College. .he also added an interception in the Seminoles' victory over Maryland. .ranked third in the ACC and tied for 12th nationally with 0.5 interceptions per game. .only two interceptions short of tying for the national lead. .helped the Seminoles' defense rank tied for 23rd with 17 total interceptions. .tied for the lead in ACC games only with his six interceptions. .earned his single-season career-high of 28 tackles with his single-game career-high of four tackles coming against Clemson and Maryland. .led Florida State with six pass break-ups including two in the Seminoles' victory at Colorado. .earned multiple tackles in eight of his 12 games played.

ROBINSON'S CAREER STATISTICS

Year	UT	AT	TT	TFL	QS	PBU	FC	FR	INT	TD
2006	6	5	11	10	0.0	0	0	0	0	0
2007	18	10	28	10	0.0	6	1	0	6	0
Totals	24	15	39	20	0.0	6	1	0	6	0

Robinson's Career Highs

Starts 5, 2007
 Tackles 4, vs. Clemson, 2007
 4, vs. Maryland, 2007
 TFL 1, vs. Wake Forest, 2006
 1, vs. Colorado, 2007
 Interceptions 1, vs. six times last vs. Maryland, 2007



2007: Started all 13 games for the Seminoles and has started 23 consecutive games entering the 2008 season. .fourth on the team in tackles with 67 and has 144 total tackles in the first two seasons of his career. .36 unassisted tackles marked his single-season career-

high. .one of only five Seminole players on the defensive side of the ball who started at the same position in all 13 regular season games. .his season high of eight tackles came against Clemson, NC State and Kentucky. .at least five tackles in nine of his 13 games played. .was tied for third on the team with eight tackles in the Music City Bowl. .forced the first fumble of his career versus Kentucky that was returned for 52 yards by Tony Carter and set up an FSU TD, which tied the game at 14-14. .named to the 2007 All-ACC academic team. .inducted into Omicron Delta Kappa National Leadership Honor Society. .received a Florida State University 2008 Undergraduate Research and Creative Activity Award.

ROLLE'S CAREER STATISTICS


Year	UT	AT	TT	TFL	QS	PBU	FC	FR	INT	TD
2006	31	46	77	5.5	1.0	5	0	0	1	0
2007	36	31	67	1.5	0.0	3	1	2	0	0
Totals	67	77	144	7.0	1.0	8	1	2	1	0

Rolle's Career Highs

Starts 12, 2007
 Tackles 11, vs. Western Michigan, 2006
 TFL 2, vs. Virginia, 2006
 QB Sacks 1, vs. Virginia, 2006
 Interceptions 1, vs. UCLA, 2006
 PBU 2, vs. Florida, 2006



2007: Another one of FSU's young offensive linemen who played next to freshman All-Americans Ryan McMahon and Rodney Hudson. .Rose started 11 of 13 games. .all 11 starts came at the left tackle position. .posted a grade in the top four in seven of his 11 starts. .graded out as the best run blocker on the team versus Duke. .one of the top three run blockers in seven of his last eight starts. .registered 28 knockdowns in 764 plays. .had his best game of the season grading out at 76% versus BC.



2007: FSU's starting tailback played in 12 games and made 11 starts. .named the team's best conditioned athlete at the 2007 football awards banquet. .had the best season of his career as a rusher and a receiver as the Seminoles' featured back. .responsible for 43% of the

team's rushes this season. .had 30% off the teams offensive plays (rushes and receptions) becoming the first player with 30% of the team's offensive plays since Mark Lyles in 1979. .finished 83rd in the FBS in rushing yards per game. .finished sixth in the ACC in rushing. .fourth-leading returning rusher in the conference. .ranked fifth in the ACC in rushing in conference games. .set new career highs for starts, rushes, rushing yards, receiving yards, touchdowns and had the longest catch of his career as well. .rushed for back-to-back 100 yard games versus Duke and Miami becoming the first FSU back to accomplish that feat since current NY Jet Leon Washington did it in 2004. .also rushed for 100 yards in the Music City Bowl as he had the best game of his career versus Kentucky. .rushed 17 times for 156 yards for a career-high single game average of 9.2 yards per rush. .did not get dropped behind the line of scrimmage once in the Music City Bowl. .rushed for at least 60 yards in seven games. .caught two or more passes in seven games. .had the second-best game of his career versus Duke. .rushed 23 times for 146 yards, both career highs. .carried the ball 14 times or more in nine games of his 12 games. .rushed for 33 first downs, almost twice as many as anyone else on the team. .moved the chains 43 times total, second only to Preston Parker.

SMITH'S CAREER STATISTICS

RUSHINGRUSHING

Year	GP-GS	Att.	Yards	Avg	TD	Long
2005	9-0	36	188	5.2	3	45
2006	1-1	88	456	5.2	5	80
2007	12-11	192	819	3.8	3	59
TTL	32-12	316	1,463	4.6	11	80

RECEIVINGRECEIVING

Year	GP-GS	Rec.	Yards	Avg	TD	Long
2005	9-0	5	25	5.0	0	9
2006	11-1	21	174	8.3	0	21
2007	12-11	22	203	9.2	0	28
TTL	32-12	48	402	8.4	0	28

Smith's Career Highs

Rushing
 Carries 23, vs. Duke, 2007
 Yards 156, vs. Kentucky, 2007
 TDs 2, twice, last vs. Rice, 2006
 Longest Run 80, vs. Duke, 2006
 Longest TD 80, vs. Duke, 2006

Receiving
 Receptions 6, vs. Boston College, 2006
 Yards 83, at Boston College, 2007
 Longest Catch 28, at Clemson, 2007

FLORIDA STATE FOOTBALL

#41 **KENDALL SMITH**
BUSHNELL, FL
LB, 6'1", 224, SO

2007: Named the Seminoles' top defensive newcomer at the 2007 football awards banquet. .made the first start of his career in the Music City Bowl as FSU's strong side linebacker. .leading true freshman tackler for the Seminoles with 14 stops as he played in all 13 regular season games. .earned all of his playing time during the regular season on special teams. .single-game career-high three tackles in Florida State's victory over No. 2 Boston College and then equaled that number in the Music City Bowl. .at least one tackle in nine of the 13 games he played. .made his collegiate debut in the Seminoles' season-opening game against Clemson.

SMITH'S CAREER STATISTICS

Year	UT	AT	TT	TFL	QS	PBU	FC	FR	INT	TD
2007	6	8	14	0	0	0	0	0	0	0

Smith's Career Highs

Tackles 3, two times, 2007

#56 **KENDRICK STEWART**
LAKELAND, FL
DT, 6'2", 268, R-JR

2007: A multi-talented defensive lineman who has played on both the interior (tackle and noseguard) and on the outside of the defensive line (left defensive end). .played in a career-high 13 games including five starts at the noseguard position. .earned starting assignments in victories over Alabama and NC State and against Wake Forest, Miami and in the Music Coty Bowl versus Kentucky. .recorded a career high five tackles versus Kentucky. .totaled a single-season career-high 11 tackles with all 11 tackles coming during the five games in which he started at the noseguard position. .credited with a tackle for minus yardage in the Seminoles' victory over NC State and a quarterback hurry against Virginia Tech.

STEWART'S CAREER STATISTICS

Year	UT	AT	TT	TFL	QS	PBU	FC	FR	INT	TD
2006	0	2	2	0.0	0.0	0	0	0	0	0
2007	1	10	11	0.5	0.0	0	0	0	0	0
Totals	1	12	13	0.5	0.0	0	0	0	0	0

Stewart's Career Highs

Tackles 5, vs. Kentucky, 2007

#32 **JOE SURRETT**
PACE, FL
FB, 6'1", 262, R-SR

2007: Did not see any action.

#72 **BUDD THACKER**
SANFORD, FL
DT, 6'2", 268, JR

2007: Played in and started eight games during the regular season. .missed the middle four games of the year because of a fractured big toe that he suffered in practice on Sept. 20. .totaled a single-season career-high 23 tackles including a single-season career-high 4.5 tackles for minus yardage. .his career-high of seven tackles came in the season opener against Clemson with five coming in the Seminoles' victory at Colorado. .at least one tackle for minus yardage in four different games against Clemson, Colorado, Duke and in Florida State's victory over then-No. 2 Boston College.

THACKER'S CAREER STATISTICS

Year	UT	AT	TT	TFL	QS	PBU	FC	FR	INT	TD
2006	6	8	14	2.5	1.0	0	0	0	0	0
2007	12	11	23	4.5	0.0	0	0	0	0	0
Totals	18	19	37	7.0	1.0	0	0	0	0	0

Thacker's Career Highs

Starts 8, 2007

Tackles 7, vs. Clemson, 2007

TFL 1.5, vs. Colorado, 2007

QB Sacks 1, vs. Florida, 2006

#87 **CAMERON WADE**
CAIRO, GA
WR, 6'6", 201, SO

2007: Redshirt season.

#36 **DEKODA WATSON**
AIKEN, SC
LB, 6'2", 222, JR

2007: Started all 12 games during the regular season at the strong-side linebacker position and ranked fifth on the team with a single-season career-high 50 tackles. .fourth on the team with a single-season career-high eight tackles for minus yardage and fourth on the team with a single-season career-high three quarterback sacks. .career-high nine tackles against Florida and eight against Wake Forest. .maybe the best game of his career against Virginia Tech with six total tackles, a single-game career-high 3.5 tackles for minus yardage, one quarterback sack and his first career interception. .earned 1.5 tackles for minus yardage in Seminole victories over NC State and Duke. .totaled five tackles and one pass break-up in the Seminoles' victory at Colorado.

WATSON'S CAREER STATISTICS

Year	UT	AT	TT	TFL	QS	PBU	FC	FR	INT	TD
2006	15	8	23	3.5	2.0	0	0	0	0	0
2007	32	18	50	8.0	3.0	4	0	1	1	1
Totals	47	26	73	11.5	5.0	4	0	1	1	1

Watson's Career Highs

Starts 12, 2007

Tackles 8, vs. Boston College, 2006

8, vs. Wake Forest, 2007

Sacks 1, vs. five teams last vs. Virginia Tech, 2007



Dekoda Watson

FLORIDA STATE FOOTBALL

#11

DREW WEATHERFORD
ODESSA, FL
QB, 6'3", 216, R-SR

2007: The Seminoles' starting quarterback the last three seasons. .has been through his share of ups and downs in his career but has been the ultimate team player and was awarded the leadership award at the 2007 football awards dinner for the way he handled himself all season. .served as the team's offensive captain six times. .started the first four games of the season before losing his job to Xavier Lee. .worked as hard as anyone on the team to win his job back and started the last six games of the year. .has started at quarterback 33 times in 38 games since 2005. .has a 20-13 record as FSU's starter and has guided the Seminoles to wins over five ranked teams including an upset of then-No. 2 BC his junior year. .finished the season ranked near the top of every career statistical category at Florida State. .third in career passing yards, eighth in career TD passes, second in career completions and third in career 300-yard games. .set the ACC and FSU single season record and career record with a streak of 270 straight passes without an interception. .Weatherford led the nation in interception avoidance in 2007, with an interception percentage of just 0.94. .Weatherford threw only three interceptions in 318 attempts. .the Seminole signal caller is one of only two QB's in the top 100 in the FBS with three interceptions or less and the only one with over 300 pass attempts. .completed at least 60% of his passes in five of his last eight starts. .one of only two QB's ever at FSU to complete 600 passes in his career. .had a passer efficiency rating of 118.5 and completed nearly 57% of his passes. .named the ACC's offensive back of the week after throwing for 354 yards and two TD's in FSU's upset of Boston College.

WEATHERFORD'S CAREER STATISTICS

Yr	GP-GS	Atts	Cmp	Int	Pct	Yds	TD	Lng
05	13-13	469	276	18	.588	3,208	18	71
06	12-10	318	177	11	.557	2,154	12	73
07	11-10	318	181	3	.569	2,049	9	50
TTL	36-33	1105	634	33	.574	7,411	39	73

Weatherford's Career Highs

Passing	
Yards	377, at Virginia, 2005
Attempts	59, at Virginia, 2005
Completions	35, twice, last vs. Duke, 2007
Long	71, vs. Syracuse, 2005
Longest TD	71, vs. Syracuse, 2005
TDs	4, at Duke, 2006
Interceptions	3, three times, last vs. Fla, 2006
Rushing	
Carries	13, vs. Boston College, 2006
Yards	5, vs. Maryland, 2005
TDs	1, five times, last vs. Maryland, 2007



Drew Weatherford

#46

VINCE WILLIAMS
DAVENPORT, FL
LB, 6'0", 210, FR

High School: One of three early enrollees in the 2008 class. .four-star inside linebacker by Rivals.com. .ranked the ninth-best inside linebacker in the country and the 24th-best prospect in the state of Florida by Rivals. .also a member of the Rivals 250. .scout ranks Williams as the 24th-best inside linebacker prospect. .ESPN has Williams rated at #40 at his position. . Prep Star All-American. .named Polk County Defensive Player of the Year as a junior and all-county as a sophomore. .totaled almost 300 tackles in three seasons with 48 TFL and 25 sacks. .had 122 tackles, nine sacks, 20 QB hurries and 26 TFL as a junior in 2006. .also played running back where he carried the ball 72 times for 604 yards as a junior. .rushed for 138 yards on just 13 carries (10.6 average) and scored two touchdowns in Davenport's 27-0 shutout win over Auburndale (Fla.). .FSWAA All-State 3A Second Team Defense. .co-MVP of the Scout.com combine in Jacksonville. .ran the 40-yard dash in 4.68. .maxed out at 320 on the bench and squatted 545 pounds. .vertical measured at 30". .chose Florida State over LSU, Ohio State and Florida.

#48

RECARDO WRIGHT
ORLANDO, FL
LB, 6'2", 223, JR

2007: The back-up to Derek Nicholson at the middle linebacker position who played in six games. .recorded seven tackles as he earned playing time at the linebacker spot and as a special teams performer. .single tackles came against Colorado, Virginia Tech and Maryland. .played in his second career bowl game against Kentucky after recording one tackle against UCLA in the 2006 Emerald Bowl. .set a career high with four tackles in the Music City Bowl.

WRIGHT'S CAREER STATISTICS

Year	UT	AT	TT	TFL	QS	PBU	FC	FR	INT	TD
2006	3	8	11	0.0	0.0	0	0	0	0	0
2007	4	3	7	0.0	0.0	0	0	0	0	0
Totals	7	11	14	0.0	0.0	0	0	0	0	0

Wright's Career Highs

Tackles 4 vs. Kentucky, 2007

FLORIDA STATE FOOTBALL

100 SIGNEE BIOS

A.J. Alexander
5-11, 170, RB
Altoona, PA (Altoona)

RANKINGS: Prep Star — 117th, Rivals — 203rd, Rivals — 19th (ATH), Rivals — 8th (Pennsylvania Top 40), Scout — 27th (WR), ESPN — 40th (ATH), SuperPrep — 21st (WR), SuperPrep — 8th (Pennsylvania)

PrepStar Dream Team member. Rivals calls Alexander the 19th-best athlete in this year's class. The eighth-best prospect out of the state of Pennsylvania named all-county and all-conference as a junior and senior. Consistently times in the low 4.3's in the 40. Played quarterback in high school. Senior year he rushed for 1000+ yards and 23 TDs. Caught six touchdowns and amassed more than 400 yards receiving. Returned two kicks for scores as well. As a junior he finished the year with over 1000 yards rushing and 14 touchdowns. In the air, he had another 400 yards with four scores. Benches 280 pounds, squats 410 and has a 42 inch vertical jump. Also ran track (10.5-100m, 21.5-200m). Ran the fastest 40 among wide outs and the ninth-fastest 40 overall at the State College Nike Training Camp in 2006. Posted a 3.2 GPA in high school. Father played football at Maryland. Had over 40 offers and chose FSU over Tennessee, North Carolina and Pittsburgh among others.

Travis Arnold
5-10, 184, S
Madison, FL (Madison)

RANKINGS: Rivals — 21st (S), Rivals — 32nd (Florida Top 100), Scout — 48th (S)

Four-star recruit by Rivals. Listed as the 21st-best safety in America by Rivals and the 32nd ranked player in the state of Florida. Scout.com has Arnold listed as a three-star prospect and the 48th best safety prospect in America. FSWAA All-State 2A First Team Defense. Prep Star All-Region Team. Led all running backs in the bench press at the Athens Nike Training Camp in 2006. Recorded 75 tackles and 12 sacks as a junior at Madison. Also caught 67 passes for 750 yards and 12 TDs. Ran a 4.31 40-yard dash. Received offers from South Carolina, Clemson and Marshall.

Nigel Carr
6-3, 220, LB
Jacksonville, FL (First Coast)

RANKINGS: ESPN 150 — 74th, ESPN 150 — 4th (OLB), Rivals 250 — 109th, Rivals — 6th (ILB), SI/Tackle — 46th, SI/Tackle — 2nd (OLB), Scout — 4th (SLB), Prep Star — 53rd, SuperPrep — 16th (Florida), SuperPrep — 26th (LB)

Ranked in the top six in the nation at his position by SI/TACKLE, Rivals and ESPN. SI/Tackle has him rated as the 46th-best prospect overall and they call him "the best outside linebacker prospect in the country". A four-star player according to Rivals and Scout.com. Scout has Carr ranked as the fourth-best SLB in America. Rivals lists him as the 17th-best prospect in Florida. Fourth for instincts and closing speed according to Rivals. AJC Super Southern 100. Prep Star Dream Team member. Tom Luginbill of Scouts, Inc. considers him an outstanding prospect. ESPN believes Carr can contribute right away as a linebacker or be a worthy defensive end in time. FSWAA All-State 4A First Team Defense. Under Armour All-American. Had 399 tackles in high school including 133 last season. Registered 116 tackles and 13 sacks as a junior. Ran a 4.55 40. Maxed out at 305 on the bench and had a squat max of 450. One of three players from First Coast to commit to Florida State this year. Chose Florida State over Florida, Clemson, South Carolina USF, Georgia Tech and Minnesota.

Avis Commack
6-4, 182, WR
Jacksonville, FL (First Coast)

RANKINGS: Rivals — 67th (WR), Rivals — 66th (Florida Top 100), ESPN 150 — 74th (WR), Scout — 44th (WR), SuperPrep — 35th (Florida)

A four-star prospect according to Scout.com and rated a three-star prospect by Rivals. Scout lists Commack as the 44th-best WR. Rivals has the receiver rated No. 66 overall in the state of Florida and the 67th-best wideout overall. ESPN lists Commack as the nation's 75th-best receiver. Commack possesses a great blend of deceptive speed, toughness and the ability to make acrobatic catches in traffic. AJC Super Southern 100. Prep Star All-Region Team. FSWAA All-State 4A Honorable Mention. Had 43 catches for over 600 yards and 10 touchdowns as a junior. Clocks a 4.5 in the 40-yard dash. Chose Florida State over South Carolina, Georgia Tech, Illinois, NC State and Purdue.

Andrew Datko
6-6, 285, OG
Ft. Lauderdale, FL (St. Thomas Aquinas)

RANKINGS: Rivals — 35th (OG), Scout — 44th (OT), ESPN 150 — 50th (OT)

Three-star recruit by Rivals and Scout.com. The 35th-best guard in America according to Rivals. Scout lists him as the 44th-best tackle prospect in this class. Rated 50th among offensive tackles this year by ESPN. Disciplined player who understands technique, leverage and balance according to Scout.com. Scout considers Datko one of the top offensive line prospects in Broward County. PrepStar All-Region Team. FSWAA All-State 5A First Team offense. Miami Herald and South Florida Sun Sentinel All-Broward County. Ran the 40 in a time of 5.3. Played on St. Thomas' 14-1 State Championship squad. Played for the state title every year of his high school career. Chose FSU over UCF and FIU.

Everett Dawkins
6-2, 242, DE
Duncan, SC (Byrnes)

RANKINGS: Rivals 250 — 242nd, Rivals — 8th (WDE), Rivals — 8th (South Carolina), ESPN 150 — 20th (DE), Scout — 41st (DE), SuperPrep — 4th (South Carolina), SuperPrep — 31st (Defensive Line)

Rated a four-star defensive end by Rivals. Garnered three stars from Scout.com. A top 20 defensive end prospect according to ESPN. Rivals has Dawkins as a top 10 prospect among weakside defensive ends and the eighth-best player coming out of South Carolina this season. Scout ranks him as the 41st-best defensive end prospect. PrepStar All-Region Team. AP All-State selection as a senior. His Byrnes team went 15-0 and captured the state championship. Played in Max Emfinger's All-American Bowl Game Classic in Jackson, Mississippi. Captained his team to a 42-0 victory as he recorded five sacks and double digit tackles. Also played in the 7th annual Shrine Bowl where he recorded three tackles and broke up a pass. This past season he recorded 115 tackles, 14 sacks and recovered five fumbles. In 2006 he recorded 46 solo tackles, 56 assists, three sacks and 18 tackles for loss. Posted a 4.68 in the 40. Received scholarship offers from 10 schools including Illinois, Michigan State, South Carolina, Tennessee and Virginia Tech.

FLORIDA STATE FOOTBALL

Garrett Faircloth
6-6, 265, OT
Brunswick, GA (Bolles)

RANKINGS: ESPN — 57th (OT)

Sleeper recruit comes to FSU having never played on the offensive line in high school. .missed his junior season after tearing his ACL. .ESPN lists Faircloth as the 57th-best offensive tackle prospect in this year's class and believes he has a lot of upside and real promise. .FSWAA All-State 2A Second Team. .played on the defensive line at Bolles as a senior and recorded 80 tackles. .sister plays softball at Mississippi. .chose FSU over Memphis, Ole Miss, Vanderbilt and UCF.

Jarmon Fortson
6-3, 220, ATH
Columbus, GA (Carver)

RANKINGS: Rivals — 75th, Rivals — 7th (Athlete), Rivals — 6th (Georgia), Scout — 30th (WR), ESPN — 42nd (WR)

Four-star recruit according to both Rivals and Scout.com. .SuperPrep All-American. .PrepStar All-Southeast Region. .AJC Super Southern 100. .Class AAA All-State selection as a senior. .first team all-city as a junior. .ESPN describes Fortson as "a massive target" with a "wonderful combination of size, strength, quick hands and speed". .ESPN summed up Fortson by saying "Overall, Fortson is big and physical, and you don't find receivers with his size, speed and change-of-direction skills". .registered over 1,500 yards and 22 receiving TDs in his final two seasons at Carver. .runs a 4.6 in the 40 and has a 33" vertical. .max bench is 265 and max squat is 390. .chose FSU over Auburn, Clemson, Alabama, Kentucky, Louisville and South Carolina.

Josh Gehres
6-3, 190, WR
Tallahassee, FL (Lincoln)

RANKINGS: ESPN — 149th (WR), Scout — 214th (WR)

Burst onto the scene as a senior totaling more than 1,100 receiving yards on 29 receptions while scoring 13 touchdowns. .averaged 38 yards per catch in 2007. .ESPN has Gehres ranked 149th among receivers and Scout.com has him listed at 214. .ESPN cites his body control, concentration and excellent hands as some of the reasons he delivers the big catch on third down and in the red zone. .according Scouts, Inc. Gehres could cause major match-up problems down the road. .FSWAA All-State 4A

Second Team offense. . *Tallahassee Democrat* All-Big Bend first team. .timed at 4.53 in the 40-yard dash. .posted a 4.5 GPA at Lincoln. .grandfather played at FSU in the 1950's. .chose FSU over offers from Illinois, Michigan State, Iowa and South Florida.

Anthony Hill
6-4, 270, DT
Pensacola, FL (Pensacola)

RANKINGS: ESPN 150 — 34th (DT), Rivals — 51st (DT), Rivals — 61st (Florida Top 100), Scout — 37th (DT), SuperPrep — 89th (Florida)

Three-star defensive tackle according to Rivals and Scout.com. .both ESPN and Scout.com have him rated in the top 40 among defensive tackle prospects. .Rivals ranks Hill as the 51st-best DT prospect and 61st among all recruits in the state of Florida. .FSWAA All-State 3A First Team Defense. .PrepStar All-Region Team. .had eight sacks and 65 tackles as a senior. .recorded 9.5 sacks as a junior. .timed at 4.9 in the 40. .has dropped his weight from 300 to 270. .chose FSU over USF.

Ed Imeokparia
6-0, 188, ATH
Blairstown, NJ (Blair Academy)

RANKINGS: Rivals — 22nd (New Jersey)

Three-star athlete according to Rivals. .ranked as the 22nd-best player from the state of New Jersey this season. .Scouts, Inc. believes Imeokparia is a good back and they like "his speed, toughness and ability to run between the tackles with authority". .Scout.com lists Imeokparia as the 185th-ranked running back in this class. .rushed for 600 yards and 10 touchdowns in 2005. .67 tackles and three interceptions in 2006. .last name pronounced em-ee-OH-pahr-e-ya. .ran the 40 in 4.41 and has a 32" vertical. .30 GPA. .chose FSU over Tennessee, Boston College, UNC, Michigan State, Louisville and Cincinnati.

Carlton Jones
5-11, 215, RB
Tampa, FL (Middleton)

Received interest from Florida, Tennessee and Maryland. .rushed for 1,200 yards in back-to-back seasons. .scored 16 touchdowns as a senior. .started out his junior season playing quarterback before moving to running back half way through the year. .an Old Spice Red Zone High School Football Player of the Year. .all-county and all-state honorable mention as a senior. .chose FSU over Toledo.

Ja'Baris Little
6-4, 240, TE
Tallahassee, FL (Lincoln)

RANKINGS: Rivals 250 — 227th, Rivals — 10th (TE), Scout — 27th (TE), ESPN — 38th (TE), SuperPrep — 62nd (Florida)

Little continues the great tradition of Lincoln High School players coming to Florida State. .four-star tight end according to Rivals. .Rivals has Little rated as the fifth-fastest tight end prospect this year. .Scout lists him as the 27th-best TE prospect. .ESPN has him listed at 38th at his position. .PrepStar All-Region Team. .FSWAA All-State 4A Honorable Mention. .played in the Offense-Defense All-American Bowl. .ran a 4.6 40-yard dash. .chose FSU over Ohio State, Tennessee, NC State, Illinois, USF and Minnesota.

Moses McCray
6-2, 268, DT
Tampa, FL (Hillsborough)

RANKINGS: Rivals — 21st (DT), Rivals — 41st (Florida), ESPN 150 — 27th (DT), Scout — 15th (DT), SuperPrep — 86th (Florida)

Both Rivals and Scout.com list McCray as a four-star prospect. .Scout has McCray listed as the 15th-best DT in this class. .both ESPN and Rivals have him in the top 30 at his position. .according to ESPN and Scouts, Inc., McCray is a "disruptive defender". .PrepStar All-American. .FSWAA All-State 4A Honorable Mention. .played in the FACA North vs. South All-Star game. .recorded 15 sacks as a junior. .ran a 4.68 in the 40. .wrestled and participated in track at Hillsborough. .chose FSU over Miami, LSU, Ohio State, Florida and Rutgers among others.

Anthony McCloud
6-3, 295, DL
Thomasville, GA (Thomas County Central)

Thomasville Times-Enterprise's Defensive Player of the Year. .his Thomas County Central team had a perfect record in 2007 before losing in the class AAAA semifinal to finish the year at 13-1. .selected to play in the GACA North-South All-Star game. .recorded 25 tackles as a senior but opponents avoided the lineman "at all costs" according to Central coach Ed Pilcher.

FLORIDA STATE FOOTBALL

E.J. Manuel
6-4, 215, QB
Virginia Beach, VA (Bayside)

RANKINGS: SI/Tackle — 8th, SI/Tackle — 2nd (QB), Prep Star — 17th, CSTV — 17th, Rivals 100 — 43rd, Rivals — 2nd (Dual Threat QB), Rivals — 1st (Virginia), ESPN 150 — 51st, ESPN 150 — 6th (QB), SuperPrep — 12th, SuperPrep — 2nd (Virginia), SuperPrep — 3rd (Quarterbacks)

One of the top quarterback recruits in the nation in 2008. . . *PARADE* All-American. . . three major services (Rivals, Scout and SI) have Manuel listed as the second-best QB. . . SI/Tackle rate Manuel the eighth-best recruit regardless of position. . . a five-star QB recruit according to Scout. . . rated the best player in the state of Virginia this year by Rivals. . . Rivals has Manuel rated second for arm strength and accuracy. . . Tom Luginbill of Scouts, Inc. considers him an outstanding prospect. . . PrepStar Dream Team member. . . AJC Super Southern 100. . . SI/Tackle calls Manuel a "world-class quarterback" who "could be a superstar on the next level". . . starting QB in the Under Armour All-American game where he completed 5 of 6 passes for 71 yards in leading Team White to a win. . . Scouts, Inc. compared Manuel to "a smaller JaMarcus Russell" after watching the QB practice in Orlando. . . honorable mention "Best Arm" at the Under Armour All-Star game. . . accounted for almost 7,400 yards and 68 TDs in his high school career. . . threw for 48 TDs and ran for 12 in his career at Bayside. . . completed at least 56% of his passes every season of his high school career. . . passed for nearly 4,000 yards combined in his junior and senior seasons. . . had at least 1,300 yards passing as a sophomore, junior and senior. . . nearly threw for 2,000 yards (1,973) as a junior and had 19 TD passes as a senior. . . also rushed for 541 yards as a senior. . . earned All-Tidewater district honors. . . named second-team all-state in Group AAA. . . participated in Elite II camp. . . runs a 4.6 in the 40. . . a Dallas Cowboy fan who models his game after New England QB and NFL MVP Tom Brady. . . chose FSU over LSU, Oregon, Tennessee and Alabama among others.

Nick Moody
6-1, 218, S
Philadelphia, PA (Roman Catholic)

RANKINGS: CSTV — 86th, Rivals 100 — 100th, Rivals — 9th (OLB), Rivals — 5th (Pennsylvania), ESPN 150 — 46th (LB), Scout — 35th (S), Scout — 19th (Pennsylvania), SuperPrep — 9th (ATH), SuperPrep — 10th (Pennsylvania)

Four-star prospect and a top five player in the state of Pennsylvania according to Rivals. . . Rivals considers him the ninth-best OLB prospect in this class. . . PrepStar All-Region Team. . . played in the Offense-Defense All-American Bowl. . . named honorable mention for best closing speed and most physical at the Offense-Defense All-American Bowl. . . won the league championship with Roman Catholic as a senior as he was named a Class 4A First Team All-State selection. . . recorded 65 tackles, four sacks and five pass break-ups as a junior while playing safety, cornerback and linebacker. . . caught 13 TD passes his sophomore season. . . clocked at 4.45 in the 40-yard dash. . . chose FSU over offers from Penn State, Georgia Tech, Michigan State and Temple.

Tavares Pressley
6-1, 215, RB
Arcadia, FL (El Camino CC/De Soto)

RANKINGS: Rivals Junior College 50 — 13th, SuperPrep — 16th (Juco 100)

Four-star recruit according to Scout.com and Rivals. . . many consider Pressley to be the top junior college running back in the state of California and one of the best in the nation. . . Rivals sees Pressley as an All-America candidate player at the next level. . . PrepStar Junior College All-American. . . first team All-Mission Football Conference selection. . . rushed for 832 yards and 11 touchdowns at El Camino in 2007 despite averaging less than 10 carries per game. . . shared duties in the backfield with three other running backs who are expected to play at D1 schools in 2008. . . accounted for 171.3 yards per game in offense for Monterey Peninsula College as a freshman in 2006. . . had 1,211 yards rushing, 147 receiving yards, 357 yards on returns and scored 23 touchdowns. . . runs a 4.4 in the 40, benches a max of 385, has a squat max of 500 and a 33" vertical leap. . . played QB his entire life before going to junior college and moving to tailback. . . teammate at El Camino with fellow FSU signee Corey Surrency. . . chose FSU over Kansas State, Colorado, Mississippi, Nebraska, Arizona and Washington State.

Zebrie Sanders
6-5, 273, OT
Clayton, OH (Northmont)

RANKINGS: Rivals — 128th, Rivals — 15th (OT), Rivals — 8th (Ohio Top 50), ESPN — 18th (OT), Scout — 27th (OT), SuperPrep — 34th (Midwest)

Four-star prospect according to Scout and Rivals. . . ranked the fifth-best athlete among all offensive line prospects by Rivals. . . Rivals considers Sanders to have All-America ability

on the collegiate level. . . PrepStar All-American. . . Anthony Munoz Foundation Offensive Lineman of the Year. . . named Under Armour All-American, ESPNU All-American, ONN Ohio All-State, All-Conference and All-District. . . ran a 5.3 in the 40, maxed out on the bench at 305, squats 475 and has a 26" vertical. . . started as the varsity LT since the beginning of his sophomore season. . . helped his team make the state playoffs and finish with a 7-4 record as a senior. . . SuperPrep believes Sanders has the potential to be an outstanding lineman at the next level. . . member of The National Honor Society with a 3.475 GPA. . . holds the rank of Eagle scout in the Boy Scouts of America. . . has received superior rankings as a violist in the chamber orchestra. . . born in Columbia, SC. . . mother attended the University of Georgia. . . chose FSU over offers from Georgia, Florida, LSU, Clemson and UCLA among others.

Rhonne Sanderson
6-4, 280, OL
Tampa, FL (Plant)

RANKINGS: ESPN — 64th (OT)

Won the Jimbo Kynes Outstanding Lineman Award given to the top linemen in Hillsborough County beating out five-star offensive tackle Matt Patchan for the award. . . FSWAA All-State 4A Second Team selection. . . Scouts, Inc. believes Sanderson can develop into a "steal" for Florida State. . . key member of a Plant team that went 26-2 the last two seasons. . . protected two of the top QB's in the state of Florida the last two seasons. . . in 2006 he protected Florida's Mr. Football Robert Marve who is expected to enter spring drills as the starting QB at the University of Miami. . . this past season he blocked for junior Aaron Murray who already has received offers from Florida, Tennessee and Georgia among others. . . played in the FACA North vs. South All-Star game. . . brother plays for South Carolina. . . chose FSU over offers from Michigan State, FAU, FIU, Toledo and Ball State and interest from Michigan and Louisville.

Toshmon Stevens
6-5, 205, DE
Crescent City, FL (Crescent City)

RANKINGS: Rivals — 20th (DE), Rivals — 85th (Florida), Scout — 59th (DE), ESPN 150 — 63rd (DE)

Three-star lineman according to both Rivals and Scout.com. . . PrepStar All-Region team. . . FSWAA All-State 2B First Team Defense. . . played football for a full season for the first time in 2006. . . in 2006 he recorded 37 tackles and eight sacks defensively and caught three passes for 50 yards

FLORIDA STATE FOOTBALL

and a TD as a tight end. . . as a senior he recorded 56 tackles and 12 sacks. . . Crescent City went 10-0 his senior season. . . also plays center for the basketball team at Crescent City. . . runs the 40 in 4.56, has a 30.5" vertical and maxes out at 285 on the bench. . . has a personal best of 6'8" in the high jump. . . placed twice in that event in the state finals. . . holds 17 offers and chose FSU over South Carolina, Tennessee, NC State, Virginia Tech, UCF and Arizona State.

Debrale Smiley
6-2, 240, RB
Thomasville, GA (Thomas County Central)

Thomasville Times-Enterprise's Offensive Player of the Year. . . his Thomas County Central team had a perfect record in 2007 before losing in the class AAAA semifinal to finish the year at 13-1. . . all-state selection. . . selected to play in the GACA North-South All-Star game. . . set records at Central for touchdowns in a season (35), touchdowns in a career (81) and rushing yards in a season (2,028).

Blake Snider
6-4, 282, OL
Heflin, AL (Cleburne County)

Pigskin Round-Up All Star Team 2007. . . advanced to the second round of the Class 4A playoffs in 2007. . . tore his ACL in 2006 Class 4A State Playoff game. . . his father is the defensive coordinator at Cleburne County. . . chose FSU over Samford and Troy.

David Spurlock
6-5, 287, OL
Murfreesboro, TN (Riverdale)

RANKINGS: ESPN 150 — 25th (OL), Rivals — 51st (OG), Rivals — 8th (Tennessee), Scout — 71st (OT), SuperPrep — 15th (Tennessee)

Three-star lineman according to both Rivals and Scout.com. . . Rivals rates Spurlock the eighth-best player to come out of the state of Tennessee this year. . . Scouts, Inc. calls Spurlock a "tenacious prospect". . . PrepStar All-Region team. . . 2006 All-Region 4-5A selection. . . chose FSU over offers from Louisville, Ole Miss, UNC, NC State, Tennessee, Colorado and MTSU.

Corey Surrency
6-5, 210, WR
Miami, FL (El Camino CC/Southridge)

RANKINGS: Scout — 5th (Junior College), Rivals — 9th (Junior College 50), SuperPrep — 10th (Juco 100)

Five-star recruit according to Scout.com. . . Rivals lists him as a four-star wide receiver. . . one of the top junior college players in America. . . PrepStar Junior College All-American. . . this past season he had 30 receptions for more than 670 yards. . . had 23 catches for 432 yards and three touchdowns as a freshman in 2006. . . had six catches for 125 yards in the state championship game. . . runs a 4.45 in the 40. . . chose FSU over LSU, Oregon, West Virginia, Oregon State, Cal, Colorado, Louisville and Arizona.

Jermaine Thomas
6-1, 190, RB
Jacksonville, FL (First Coast)

RANKINGS: ESPN 150 — 47th, ESPN 150 — 3rd (ATH), Rivals — 15th (RB), Rivals — 49th (Florida), Scout — 46th (RB), SuperPrep — 31st (Florida)


Three-star back according to both Rivals and Scout.com. . . Scouts, Inc. says Thomas is an outstanding prospect who has the "ability to create mismatches against most opponents" and considers him a player that could be a contributor as a true freshman. . . ESPN says Thomas has a "supreme blend of size and speed". . . PrepStar All-Region team. . . AJC Super Southern 100. . . FSWAA All-State 4A Second Team Offense. . . rushed for 900 yards and 12 touchdowns as a junior. . . played in the Offense-Defense All-American Bowl. . . chose FSU over LSU, Illinois, Georgia Tech, NC State, South Carolina and Purdue.

Markus White
6-4, 245, DE
Lake Worth, FL (Butler CC/John I. Leonard)

RANKINGS: Rivals — 3rd (Junior College), SuperPrep — 14th (Juco 100)

Five star recruit according to Rivals. . . the only junior college player to move from four to five stars in the final Rivals Top 100. . . four-star rated recruit by Scout.com. . . NJCAA Football Player of the Year. . . Region 6 Player of the Year. . . PrepStar Junior College All-American. . . NJCAA and JC Gridwire First Team All-American. . . named All-Jayhawk Conference. . . his Butler team finished the year 12-0 and was awarded a share of the 2007 NJCAA Football title after beating No. 1 Snow College 56-27. . . led the best junior college defense in the nation this past year. . . the Grizzlies' defense allowed just over 235 yards per game and a mere 11 points per contest. . . the Butler defense recorded four shutouts last season and went 15 consecutive quarters without allowing a point. . . set a Butler record with 24.5 sacks, which led the NJCAA. . . also led the nation with six

forced fumbles. . . ranked 23rd in the nation with 97 tackles. . . recorded 14.5 tackles for loss. . . in his final game he had eight tackles, two for a loss, a sack, a pass deflection and a blocked PAT in defeating the No. 1 team in the country. . . was named the game's defensive MVP. . . played for defensive line coach Steve Braet at Butler who has coached 24 All-Americans and three NFL players. . . spent a brief period of time at Rutgers. . . ran the 40 in 4.55 and has a 30" vertical leap. . . chose FSU over Miami, Oklahoma, UNC, Arkansas, West Virginia, South Carolina and Kansas State.



FLORIDA STATE FOOTBALL



CLEMSON, S.C. (AP) -- First-time starter Cullen Harper threw two touchdown passes in Clemson's 24-18 victory over the No. 19 Seminoles on Monday night.

Harper and the Tigers came out throwing to take a 21-0 lead before the game was 17 minutes old -- and brought their coach, Tommy, his third straight win over father Bobby's Seminoles.

Florida State rallied from 24-3 down in the second half of the season opener for both teams. When Drew Weatherford hit Richard Goodman for a 15-yard TD pass with 11:40 left, the Seminoles trailed by 6.

Weatherford and the Seminoles got the ball back three more times after that, but could not score.

"It looked like stage fright. We were running a new offense but I thought we grasped it better than that. We were bad," Bobby Bowden said.

Clemson fans rushed the field and the collapsible goal posts came down after Weatherford's final pass fell to the ground. But officials chose to review the play, moving orange-clad fans out of the way.

Finally, they were told the play stood and the game was indeed over.

Florida State had a rough first half, managing only one first down and 62 yards. The Seminoles, however, found their rhythm in the second half.

Antone Smith had a 49-yard run to Clemson's 1, then followed with the score that drew them to 24-11. Goodman's TD catch tightened things up even more.

But Weatherford and the Seminoles couldn't sustain the rally.

They got to Clemson's 31 with 3 minutes left. But Florida State's junior quarterback threw three incompletions and was taken down from behind by defensive lineman Philip Merling.

Harper was 14-of-24 for 160 yards and no interceptions. Davis gained 102 yards on 18 carries.

The victory closed Tommy within a win of his father after the ninth meeting of college football's best known family feud.

Bobby's Seminoles won the first four games in the series by a combined score of 160-79. Tommy won four of the past five, including the last three at Death Valley.

Bobby Bowden said he can't be certain the Seminoles will rebound from their fifth loss in their last eight games. "You never know. The season's too young," he said.

Clemson got things going with a reverse to Jacoby Ford that went for 34 yards to Florida State's 23. Three plays later, Harper found Linthicum for an 11-yard touchdown pass.

The Tigers were at it again moments later when linebacker Nick Watkins recovered Preston Parker's fumble.

Davis, who gained 1,187 yards a year ago, showed off his power on the next play, breaking two tackles and cutting hard left near the goal line for his 29-yard touchdown and a 14-0 lead.

Two series later, Harper hooked up with Kelly for a 41-yard touchdown pass.

GAME NOTES

GIVE 'EM TWO

The safety in the third quarter was Florida State's first since it picked up one against Virginia last season. Buster Davis tackled Jameel Sewell for a five-yard loss in the third quarter of FSU's 33-0 victory.

THREE TRUE FRESHMEN MAKE THEIR DEBUT

Florida State had three true freshmen play in tonight's game. Rodney Hudson got the start at left guard in his first collegiate game. Kendall Smith got into the game on special teams. Also making his debut on special teams was fellow linebacker Maurice Harris.

SMITH ON THE RUN

Antone Smith's 49-yard scamper in the third quarter that set up his one-yard touchdown run was his longest in eight games. The junior set a career high with an 80-yard touchdown run against Duke on October 14. The TD against Clemson was Smith's first since he scored versus Virginia. Smith rushed for 90 yards against Clemson, his best effort since a career-high 137 against Rice last season (Sept. 23).

GOODMAN MAKES HIS WAY INTO THE ENDZONE FOR THE FIRST TIME

After three seasons as a reserve, Richard Goodman made his first major contribution to the offense in the fourth quarter. The junior caught his first career touchdown pass with 11:40 remaining in the game. The 15-yard reception is the second-longest of his career, coming in just behind a 22-yard reception against Troy last season (Sept. 9). The touchdown pass was Florida State's first in a season opener since Chris Rix hit Chris Davis for a seven-yard score in the 2003 game at North Carolina (Aug. 30).

WEATHERFORD OPENS 2007 WITH A CAREER-LONG RUN

The 22-yard run by Drew Weatherford on the first play of the game was the longest rush of his career. His previous high was a 17-yarder versus Maryland on October 29, 2005.

MOFFETT AND WATSON COMBINE FOR FSU'S FIRST TURNOVER OF 2007

The fumble recovery by sophomore Dekoda Watson was the first of his career. His recovery was the product of a strip by defensive end Neevy Moffett. It was the second forced fumble of Moffett's career. He also forced one versus Rice in 2006. He recovered that fumble himself.

#19 Florida State vs Clemson (Sep 3, 2007 at Clemson, SC)
Date: Sep 3, 2007 Site: Clemson, SC Stadium: Memorial Stadium

Score by Quarters	1	2	3	4	Score
Florida State	0	3	8	7	18
Clemson	14	10	0	0	24

First Quarter

CLEM-Linthicum, B 11 yd pass from Harper, C (Buchholz, M kick) 6:07

CLEM- Davis, J 29 yd run (Buchholz, M kick) 4:53

Second Quarter

CLEM-Kelly, A 41 yd pass from Harper, C (Buchholz, M kick) 13:25

FSU-Cismesia, G 36 yd field goal 4:12

CLEM-Buchholz, M 31 yd field goal 1:09

Third Quarter

FSU-Team safety 2:11

FSU-Smith, A 1 yd run (Weatherford, D rush failed) 0:46

Fourth Quarter

FSU-Goodman, R 15 yd pass from Weatherford, D (Cismesia, G kick) 11:40

	FS	CU
FIRST DOWNS	8	16
RUSHES-YDS	28-114	42-132
PASSING	142	160
Completions-Attempts-Int	17-35-0	14-24-0
TOTAL OFF (Plays-Yds)	63-256	66-292
PUNTS-YARDS	9-334	9-291
KICKOFFS-YARDS	4-243	6-381
Punt returns: Number-Yards	3-67	5-48
Kickoff returns: Number-Yds	5-99	4-113
Fumble Returns: Number-Yds	0-0-0	0-0-0
Sacks By: Number-Yards	2-10	5-15

RUSHING: Florida State-Antone Smith 14-90; Drew Weatherford 10-15; Preston Parker 3-9; Marcus Sims 1-0. Clemson-Davis, J 18-102; Spiller, C 11-48; Ford, J 3-32; Harper, C 6-6; Taylor, R 1-0; TEAM 3-minus 56.

PASSING: Florida State-Drew Weatherford 17-34-0-142; Team 0-1-0-0. Clemson-Harper, C 14-24-0-160.

RECEIVING: Florida State-Antone Smith 5-57; Preston Parker 4-28; DeCody Fagg 2-11; Charlie Graham 2-11; Marcus Sims 2-10; Richard Goodman 1-15; Greg Carr 1-10. Clemson-Kelly, A 5-98; Grisham, T 3-26; Spiller, C 2-3; Barry, D 1-12; Linthicum, B 1-11; Chambers, S 1-7; Davis, J 1-3.

FLORIDA STATE FOOTBALL



TALLAHASSEE, Fla. (AP) -- Drew Weatherford threw for 332 yards and three touchdowns as Florida State rallied from an early two-touchdown deficit and held off UAB 34-24 on Saturday.

The Seminoles fell out of the Top 25 after losing Monday at Clemson and found themselves in a hole to UAB, which has lost nine straight but was up 17-3 lead in the first half.

Weatherford hit a streaking Richard Goodman in stride for a 50-yard touchdown on the final play of the third period that gave the Seminoles a 31-24 lead and Gary Cismesia's 40-yard field goal two minutes later finally gave Florida State some breathing room at 34-24.

Florida State didn't get its first lead, 24-17, until late in the third quarter on Marcus Sims' 1-yard TD run, but UAB countered on Joseph Webb's one-handed catch on a 16-yard pass from Sam Hunt to tie the game at 24.

Tight end Charlie Graham and wideout Greg Carr also caught TD passes for Florida State (1-1, 0-1 Atlantic Coast Conference), which totaled 520 yards offense.

Although the offensive statistics were virtually even at the half, UAB held a 17-10 lead on the strength of Will Dunbar's 21-yard interception return touchdown just five minutes into the game that made it 10-0.

After a 28-yard field goal by Cismesia, Hunt's 4-yard scoring scramble early in the second quarter boosted UAB into its 17-3 lead.

UAB (0-2) has not won since a 35-29 win over Memphis last Oct. 7.

Florida State lost starting tailback Antone Smith with a concussion midway through the third period and his status for next Saturday's game at Colorado was not immediately known.

GAME NOTES

SEMINOLES GRINDING IT OUT ON THE GROUND

Florida State's running game has seen a resurgence. For the third game in a row, the Seminoles have produced at least 100 yards rushing as they went for 188 against UAB. The total is Florida State's highest since it went for 287 against Rice last season (September 23). Through the first two games, Florida State is averaging 151 rushing yards per game, compared to just 96.5 in 2006. Florida State had three running backs go for more than 30 yards against UAB - Antone Smith (62), Jamaal Edwards (45) and Marcus Sims (34) - which it hasn't had since last year's Maryland game.

GOODMAN CROSS THE GOAL LINE AGAIN

After scoring his first career touchdown Monday at Clemson, junior Richard Goodman scored six points again versus UAB. He is the second FSU receiver to catch a touchdown catch in consecutive games in the last four contests. Greg Carr rounded out the 2006 season by hauling in scores against Western Michigan, at Florida and against UCLA in the Emerald Bowl.

WEATHERFORD MOVES INTO TOP TEN LIST ON FSU TD CHARTS

With his 50-yard scoring strike to Richard Goodman to start the fourth quarter, signal caller Drew Weatherford has tied Chip Ferguson for 10th in FSU history with 34 touchdown passes. His third touchdown of the night - which was one of his career-high of four set at Duke in 2006 - moved him past Peter Tom Willis, who occupied the No. 11 spot with 33 TDs.

PARKER HAS THE ALL-AROUND GAME

Wide receiver Preston Parker accounted for 172 yards through three different mediums. He caught a career-high 89 yards on four catches. In the special teams department he returned six punts for 74 yards, averaging 12.3 yards per return. He even got in on the ground game as he had one rush for nine yards.

WHY WALK WHEN YOU CAN TAKE THE CARR

Wide receiver Greg Carr hauled in 82 yards against UAB to give him two games with at least 80 yards receiving in his last three outings (88 vs. UCLA). His touchdown catch in the third quarter was the 22nd of his career, which tied him with Duke's Corey Thomas for 12th in ACC history. Within the Florida State ranks, he needs one more to pull into a tie for fifth place with FSU Hall of Famer Ron Sellers.

WEATHERFORD SPREADING THE WEALTH

Quarterback Drew Weatherford completed passes to eight different receivers against UAB. He has completed passes to at least seven different receivers in each of his last three games. Last season he twice completed passes to nine different receivers (Duke & Tory).

WEATHERFORD CROSSES 300-YARD PLATEAU FOR SECOND TIME IN THREE GAMES

With 213 passing yards in the second half, quarterback Drew Weatherford crossed the 300-yard plateau for the second time in the last three games with 332 yards. It was the seventh time of his career that he's thrown for 300 yards, which ties him for fifth on the FSU charts with current FSU executive athletics director Gary Huff.

EDWARDS MAKING THE MOST OF HIS OPPORTUNITY

Given the chance to carry the ball, running back Jamaal Edwards made the most of his playing time. The Greensboro, N.C., native produced 45 yards on 12 carries with 43 of those yards coming in the second half. Edwards entered tonight's contest with a total of 28 yards rushing. His longest run of the night was 12 yards, which exceeds his career-high by one that he set against UAB as a freshman in the 2004 season on the very first carry of his FSU career.

FIRST TIMERS

Marcus Sims is the third Florida State player to score his first career touchdown in the last two games. In the first quarter of tonight's contest, tight end Charlie Graham hauled in a two-yard touchdown reception. Last week against Clemson, wide receiver Richard Goodman pulled in his first touchdown pass.

UAB vs Florida State (Sep 08, 2007 at Tallahassee, Fla.)

	1	2	3	4	Score	
UAB	10	7	7	0	24	Record: (0-2)
Florida State	3	7	21	3	34	Record: (1-1,0-1)

Scoring Summary:

1st	11:08	UAB	Waters 27 yd field goal
	10:16	UAB	Dunbar 21 yd interception return (Waters kick)
	05:29	FS	Cismesia 28 yd field goal
2nd	11:21	UAB	Hunt 4 yd run (Waters kick)
	04:07	FS	Graham 2 yd pass from Weatherford (Cismesia kick)
3rd	07:24	FS	Carr 8 yd pass from Weatherford (Cismesia kick),
	02:23	FS	Sims 1 yd run (Cismesia kick)
	01:16	UAB	Webb 16 yd pass from Hunt (Waters kick)
	00:00	FS	Goodman 50 yd pass from Weatherford (Cismesia kick)
4th	13:03	FS	Cismesia 40 yd field goal

RUSHING: UAB-Sam Hunt 11-56; Rashaud Slaughter 15-53; Joseph Webb 1-9; Jim Mitchell 1-1. Florida State-Antone Smith 19-62; Jamaal Edwards 12-45; Marcus Sims 7-34; Drew Weatherford 5-17; Richard Goodman 1-12; Preston Parker 1-9; Damon McDaniel 1-9.

PASSING: UAB-Sam Hunt 17-35-0-226; Joseph Webb 0-1-0-0. Florida State-Drew Weatherford 22-35-1-332.

RECEIVING: UAB-Joseph Webb 6-89; Rashaud Slaughter 5-43; David Sigler 2-46; Frantrell Forrest 2-13; Nick Coon 1-35; Mike Jones 1-0. Florida State-Preston Parker 4-89; Greg Carr 4-82; Richard Goodman 3-61; Marcus Sims 3-33; DeCody Fagg 3-23; Charlie Graham 2-16; Antone Smith 2-2; Damon McDaniel 1-26.

	UAB	FS
FIRST DOWNS	19	24
RUSHES-YARDS (NET)	28-119	46-188
PASSING YDS (NET)	226-332	
Passes Att-Comp-Int	36-17-0	35-22-1
TOTAL OFFENSE PLAYS-YARDS	64-345	81-520
Fumble Returns-Yards	0-0	1-1
Punt Returns-Yards	1-8	6-74
Kickoff Returns-Yards	5-108	3-79
Interception Returns-Yards	1-21	0-0
Punts (Number-Avg)	7-43.1	3-46.3
Fumbles-Lost	2-2	2-2
Penalties-Yards	12-110	12-131
Possession Time	25:36	34:16
Third-Down Conversions	4 of 14	6 of 14
Fourth-Down Conversions	0 of 0	0 of 1
Red-Zone Scores-Chances	3-4	4-6
Sacks By: Number-Yards	0-0	1-10

FLORIDA STATE FOOTBALL



BOULDER, Colo. (AP) -- The Seminoles beat Colorado 16-6 Saturday night behind Gary Cismesia's three field goals and a defense that nearly handed the Buffaloes their first shutout in almost two decades.

The Seminoles offense didn't do much, even when they started at the Buffs' 15-yard line late in the game and had to settle for yet another short field goal.

"The most ridiculous demonstration of football I've been around in my life," Florida State offensive coordinator Jimbo Fisher fumed. "I'm going to tell you what, if I'm an offensive player, I'm embarrassed. Our defense won that football game. It's ridiculous the mistakes we keep making.

"It's my fault. It starts with me. If you ain't coaching it, you're letting it happen. We're going to find 11 guys who want to do it. We'll start on Tuesday when we get back, I promise you."

The Buffaloes were in danger of getting shut out for the first time since Nov. 12, 1988, at Nebraska, until Cody Hawkins found tight end Tyson DeVree in the back of the end zone on fourth-and-10 from the Seminoles 11 with 3:40 remaining.

That was the latest the Buffs had scored in their 225-game scoring streak, the longest in the Big 12. The Buffs' last whitewash at home was a 28-0 loss to Oklahoma on Nov. 15, 1986.

"Colorado wouldn't quit fighting, kept coming back," Seminoles coach Bobby Bowden said. "I was hoping we could get a shutout. We needed it. Everything looked kind of shoddy to me, but it beats losing."

Said linebacker Derek Nicholson: "We gave up 48 points our first two games, so we wanted to get the shutout. It's disappointing, but six points is not that bad."

After the score, the Buffs went for 2, but Hawkins' throw was high, and Richard Goodman recovered the onside kick for Florida State, which avoided its first 1-2 start since 1989 thanks to its stellar defense.

"Colorado did nothing except line up and kick our tail," Fisher said. "Scheme wise, they didn't have to (do anything). Our defense did a miraculous job. I'm glad they're on our team."

Colorado lost star senior cornerback Terrence Wheatley to a knee injury late in the game. There was no immediate word on the severity of the injury. Coach Dan Hawkins said, "He's fine." But Wheatley didn't look fine limping off the field in the waning minutes.

The Buffs (1-2) had hoped the returns of tailback Hugh Charles (knee) and freshman receiver Josh Smith, the talk of camp before bruising a kidney in preseason practice, would provide a boost, and they did -- just not nearly enough to counter Florida State's vastly superior speed.

Bowden had said he wasn't concerned about the altitude in the Seminoles' first trip into the Rockies, and he was right not to worry.

What bothered the Seminoles much more was Colorado's scrappy defense that made just one big mistake when it allowed Antone Smith to burst through the line with nobody deep to help. The result was a 36-yard touchdown run that helped Florida State take a 10-0 halftime lead -- the first time the 'Noles took a lead into the locker room since last Nov. 18 against Western Michigan.

The Seminoles thwarted the Buffs by using their safeties to shut down the run and relying on their speedy cornerbacks to take away Hawkins' downfield receiving targets.

Colorado finished with minus-27 yards on 25 carries and Hawkins threw 53 times, completing 34 of them for 306 yards with one TD and two interceptions.

"I'm a quarterback, so I like to pass, but I'd like to see our running backs have some success, too," Hawkins said.

But the Florida State offense couldn't capitalize on the good field position it had most of the night.

Smith gained 66 yards on 19 carries and Drew Weatherford was 8-for-18 for 126 yards, no touchdowns and three sacks, and the Seminoles never found any sort of rhythm against the stout Colorado defense.

"I'm not happy at all, by all means," Weatherford said. "We've been doing a pretty good job of getting it into the end zone, I expected us to put it in there when we got down there. But we had stupid penalties, stupid mistakes that kept us out of there."

"I felt like I played terrible," Smith said. "I feel like I left a lot of yards on the field."

A 44-yard punt return from Preston Parker and a 5-yard face mask penalty set up the Seminoles at the Buffs' 15-yard line in the third quarter, but Florida State was forced to settle for Cismesia's 27-yard field goal to make it 13-0.

"This is the first time it's kind of been like that," Bowden said. "When you're backed up on your 10-yard line, you can understand it. When you're on somebody else's 10, that's not supposed to be. I didn't think we were sharp."

Buffaloes kicker Kevin Eberhart missed from 37 and 46 yards. His first miss came at the end of a 16-play first-quarter drive that chewed up 7 1/2 minutes that showed Florida State -- and, more importantly, the Buffs -- that they could move the ball.

It's just that they couldn't get it into the end zone or through the uprights until it was much too late.

Florida State vs Colorado (Sep 15, 2007 at Boulder, Colorado)						
Score by Quarters	1	2	3	4	Score	
Florida State	0	10	3	3	16	Record: (2-1)
Colorado	0	0	0	6	6	Record: (1-2)
Scoring Summary:						
2nd 10:45	FS	A. Smith 36 yd run (G. Cismesia kick)				
4:31	FS	G. Cismesia 31 yd field goal				
3rd 5:16	FS	G. Cismesia 27 yd field goal				
4th 13:37	FS	Gary Cismesia 37 yd field goal				
3:39	CO	DeVree, T. 11 yd pass from Hawkins, C. (Hawkins, C. pass failed)				
RUSHING: Florida State-Antone Smith 19-66; Jamaal Edwards 5-15; Preston Parker 1-14; Damon McDaniel 1-9; Marcus Sims 3-4; Team 2-minus 4; Drew Weatherford 6-minus 9. Colorado-Sumler, Demetriu 8-14; Charles, Hugh 4-9; Lockridge, Brian 4-2; Robinson, Stepho 1-0; Ellis, Byron 1-0; Smith, Josh 2-minus 9; Hawkins, Cody 3-minus 12; TEAM 2-minus 31.						
PASSING: Florida State-Drew Weatherford 8-18-0-126. Colorado-Hawkins, Cody 34-53-2-306; TEAM 0-1-0-0.						
RECEIVING: Florida State-Greg Carr 3-61; DeCody Fagg 2-31; Antone Smith						
2-16; Preston Parker 1-18. Colorado-McKnight, Scotty 6-62; Charles, Hugh 5-41; DeVree, Tyson 4-55; Williams, Patric 4-25; Geer, Riar 4-14; Crawford, Cody 3-19; Smith, Josh 2-40; Sprague, Dusty 2-28; Sumler, Demetriu 2-16; Jagoras, Samson 1-8; Ellis, Byron 1-minus 2.						
	FS	CO				
FIRST DOWNS	10	21				
RUSHES-YARDS (NET)	37-95	25--27				
PASSING YDS (NET)	126	306				
Passes Att-Comp-Int	18-8-0	54-34-2				
TOTAL OFFENSE PLAYS-YARDS	55-221	79-279				
Fumble Returns-Yards	0-0	0-0				
Punt Returns-Yards	6-84	4-17				
Kickoff Returns-Yards	0-0	3-74				
Interception Returns-Yards	2-20	0-0				
Punts (Number-Avg)	8-46.8	8-44.2				
Fumbles-Lost	0-0	2-0				
Penalties-Yards	10-86	7-37				
Possession Time	25:52	34:08				
Third-Down Conversions	1 of 13	5 of 18				
Fourth-Down Conversions	0 of 0	2 of 2				
Red-Zone Scores-Chances	3-3	1-4				
Sacks By: Number-Yards	2-15	3-22				

FLORIDA STATE FOOTBALL



JACKSONVILLE, Fla. (AP) -- There is no quarterback controversy at Florida State: Xavier Lee's the quarterback -- at least until Monday.

The 6-4, 235-pound redshirt junior with a cannon arm came off the bench Saturday to throw a pair of touchdown passes to DeCody Fagg and lead Florida State to a 21-14 victory over No.22 Alabama in a showdown between one-time powers looking to regain elite status.

"He gave them a spark," Alabama coach Nick Saban said. "His ability to run made us play different."

Bowden said the Lee he saw perform Saturday before the largest crowd to see a game in this city was the one he's been looking for since 2005.

"He gave us some mobility at quarterback and offensively he won the game," Bowden said. "He did what we've always wanted him to do. Xavier has always been a young man with great potential and I thought tonight he began to use that potential."

Lee, who entered the game in the second quarter, hit Fagg with a 7-yard pass for the game's first touchdown on the opening drive of the second half. The two then teamed up on a 70-yard TD pass with 4:46 left to give the Seminoles a 21-7 lead.

That play came immediately after Alabama scored its first touchdown.

Lee completed 12 of 19 passes for 224 yards after making his first appearance of the year and ran for a game-high 59 yards in what began as a defensive struggle for both teams. He replaced Drew Weatherford, who couldn't produce any first quarter points despite having good field position and a brisk wind at its back.

Bowden said offensive coordinator Jimbo Fisher would make the decision on a starter for next week's game against North Carolina State.

"If he doesn't make the right one [decision], I'll correct him," Bowden teased.

Fisher, however, sounded like he was leaning to sticking with Lee.

"I'd say right now, 'you'd think so,'" Fisher said. "[But] we don't want to make any rash decisions after a game."

Weatherford, who is also a redshirt junior, has started 27 games and Lee just three since they began their careers together. Despite continual speculation that Lee would transfer, he didn't.

"No athlete likes to wait and sit around and wait for their chance but patience pays off and patience is a virtue," Lee said.

"He showed some persistence there," Bowden said. "I betcha it's gonna pay dividends for him."

Florida State (3-1) gave Bowden, who grew up in Birmingham, Ala., his 369th coaching win in his first game against Alabama. Bowden has three more coaching wins than Penn State's Joe Paterno.

"When it will be emotional is when I go home this summer up to Birmingham and we go out to Roebuck [golf course] and we tee that thing up on the first tee box and I say 'We whipped y'all,'" Bowden said.

Antone Smith scored on a 5-yard run to give Florida State a 14-0 lead early in the fourth quarter.

Smith's touchdown, which came on a play after Letroy Guion recovered a fumble by Alabama's John Parker Wilson, gave Florida State a 14-0 lead with 9:03 left. Wilson lost the ball as he was being sacked by Florida State's Everette Brown.

Alabama (3-2) cut the lead to 14-7 with 5:04 left on DJ Hall's leaping grab in the back of the end zone on a pass from Wilson, who added a 17-yard TD pass to Keith Brown with 1:06 left.

Wilson completed 28 of 53 passes for 240 yards with Hall catching seven for 83 yards. Alabama's leading rusher, Terry Grant, was held to just 36 of the team's 89 rushing yards.

"The only thing that we had was underneath," said Wilson, who was sacked three times and had little time to throw deep.

Alabama had 78 total yards and three first downs in a scoreless first half while Florida State was only marginally better with five first downs and 89 total yards.

Saban said the Seminoles' defense was one of the best he's seen over the years.

"I've been part of some great defensive teams as a coach and I've played against quite a few and they're up there with the best of them," Saban said.

No players benefited more from Lee's presence than Florida State's two tallest receivers, 6-foot-6 Greg Carr and 6-3 Fagg, who caught nine passes for 202 yards between them. Carr had five catches for 107 yards and Fagg, who has been troubled with dropped passes for much of his career, had 95 yards on four catches.

It was Florida State's first victory in four tries against Alabama in the first meeting between the schools since 1974 when Alabama won 8-7 by scoring a safety and field goal in the final 1:27.

The 85,412 fans at Saturday's game was the most to see a game in Jacksonville, exceeding attendance at the 2004 Super Bowl game or any of the annual Georgia-Florida rivalry games.

#22 Alabama vs Florida State (Sep 29, 2007 at Jacksonville, Fla.)						1.			
Score by Quarters	1	2	3	4	Score		BAMA	FS	
Alabama	0	0	0	14	14	Record: (3-2,2-1)	FIRST DOWNS	19	15
Florida State	0	0	7	14	21	Record: (3-1,0-1)	RUSHES-YARDS (NET)	27-89	35-82
Scoring Summary:							PASSING YDS (NET)	240	266
3rd 10:50	FS	Fagg 7 yd pass from Lee (Cismesia kick)					Passes Att-Comp-Int	53-28-0	30-19-1
4th 09:03	FS	Smith 5 yd run (Cismesia kick)					TOTAL OFFENSE PLAYS-YARDS	80-329	65-348
05:04	ALA	Hall 7 yd pass from Wilson (Tiffin kick)					Fumble Returns-Yards	0-0	0-0
04:46	FS	Fagg 70 yd pass from Lee (Cismesia kick)					Punt Returns-Yards	0-0	2-9
01:06	ALA	Brown 17 yd pass from Wilson (Tiffin kick)					Kickoff Returns-Yards	1-9	2-35
RUSHING: Alabama-Terry Grant 9-36; Glen Coffee 5-31; Wilson 10-21; Roy Upchurch 3-1. Florida State-Xavier Lee 11-59; Antone Smith 12-15; Preston Parker 2-9; Seddrick Holloway 1-5; Greg Carr 1-2; Jamaal Edwards 4-2; D'Vontrey Richardson 1-minus 1; Team 2-minus 3; Drew Weatherford 1-minus 6.							Interception Returns-Yards	1-10	0-0
PASSING: Alabama-Wilson 28-53-0-240. Florida State-Xavier Lee 12-19-1-224; Drew Weatherford 7-11-0-42.							Punts (Number-Avg)	10-36.9	8-37.6
RECEIVING: Alabama-DJ Hall 7-83; Matt Caddell 5-41; Terry Grant 3-38; Keith Brown 3-34; Glen Coffee 3-21; Mike McCoy 3-12; Nick Walker 2-11; Roy Upchurch 2-0. Florida State-Greg Carr 5-107; DeCody Fagg 4-95; Preston Parker 4-35; Antone Smith 2-10; Richard Goodman 2-10; Caz Piurowski 1-8; Jamaal Edwards 1-							Fumbles-Lost	2-1	0-0
							Penalties-Yards	4-20	9-54
							Possession Time	28:58	31:02
							Third-Down Conversions	6 of 20	6 of 16
							Fourth-Down Conversions	2 of 3	1 of 1
							Red-Zone Scores-Chances	2-2	2-3
							Sacks By: Number-Yards	1-6	3-16

FLORIDA STATE FOOTBALL



TALLAHASSEE, Fla. (AP) -- Michael Ray Garvin's 43-yard interception return for a touchdown snapped a halftime tie and sparked Florida State to a 27-10 win Saturday over North Carolina State for its fourth straight win.

A track All American who finished sixth in the 100 meters at the NCAA finals and ran a leg on Florida State's championship 400-meter relay team, Garvin gave Florida State a 17-10 lead early in the third quarter with his first interception of the season.

Daniel Evans, who threw three TD passes in N.C. State's 24-20 victory last year over the Seminoles, was intercepted three times Saturday -- once at the end of the half that killed a Wolfpack drive that had reached Florida State's 26.

Xavier Lee, making his first start of the season at quarterback, ran 2 yards for the Seminoles first touchdown 2:11 into the game, three plays after a 58-yard pass to Greg Carr on the game's first play. Carr later caught a 40-yard touchdown pass early in the fourth quarter to give the Seminoles a 24-10 lead.

The Seminoles (4-1,1-1 Atlantic Coast Conference) snapped a string of eight straight losses against Atlantic Division rivals while N.C. State has now lost a dozen straight game against Bowl Subdivision (formerly 1-A) schools.

Although N.C. State (1-5, 0-3 ACC) led 10-7 in the first quarter, it was again plagued by four turnovers -- boosting its number to 21 in coach Tom O'Brien's first year at the school.

It was Florida State coach Bobby Bowden's 370th career coaching win, the most in major college football.

It was an emotional game for Seminole assistant coach Chuck Amato, who returned to Bowden's side earlier this year after he was fired by his N.C. State alma mater last November following seven seasons as head coach.

One of the players Amato recruited, sophomore running back Jamelle Eugene, ran for 101 yards on 14 carries and caught 5 passes for another 30 yards to lead the Wolfpack offense.

The game was delayed late in the third quarter for 49 minutes because of a lightning threat. Florida State led 17-10 when the players were removed from the field.

ACC sideline official, Ernest Benson, fainted on the sideline in the second quarter and was taken to a local hospital where he was treated for dehydration and released.

GAME NOTES

DEFENSE PITCHES SECOND HALF SHUTOUT

Florida State's defense in the second half of games has been absolutely spectacular this season. For the second time this year (Clemson), the Seminoles pitched a second-half shutout. NC State was limited to just 64 yards of total offense in the second half (42 rushing, 22 passing) and only crossed the 50-yard line twice. Only once this year has Florida State allowed double-digit points in the second half and FSU is limiting foes to 5.4 points per game in the second half.

SECONDARY STEPS UP BIG FOR SEMINOLES

The Florida State defensive backfield came up with some crucial plays to halt a pair of potential scoring drives by the Wolfpack. Cornerback JR Bryant collected his first career interception at the Florida State 16-yard line in the third quarter. Michael Ray Garvin's interception return for a touchdown broke a 10-10 tie in the third quarter. Fellow corner Patrick Robinson ended a potential NC State scoring drive late in the first half with his pick at the FSU eight-yard line.

LEE PUTS TOGETHER ANOTHER STRONG PERFORMANCE BEHIND CENTER

After coming off the bench to lead FSU to victory last week, quarterback Xavier Lee got his first start of the year against the Wolfpack. He produced a turnover free game, going 16-of-28 for 257 yards and a touchdown. The 257 yards are the most Lee has thrown since he totaled a career-high

286 yards against Maryland last season on October 28, 2006. The start was just the fourth of Lee's career and he evened his record to 2-2. He beat Virginia last season, but lost to Maryland and Wake Forest.

MICHAEL RAY GARVIN GETS FIRST PICK-SIX

The first interception of the season for Michael Ray Garvin was a memorable one as it was his first ever interception for a touchdown. The 43-yard interception is the second of his career. The Upper Saddle River, N.J., native picked off his first pass last season in the season-opener against Miami to thwart the Hurricanes' final drive. It's the first interception return for a touchdown by a Seminole since Tony Carter picked off UCLA's Patrick Cowen in the Emerald Bowl and raced 86 yards for the score.

NC STATE MISCELLANEOUS

Greg Carr wasn't the only Florida State receiver to have a good game. Sophomore Preston Parker pulled in a career-high six catches for 61 yards ... Leading the defensive effort for the Seminoles was Geno Hayes as he tallied a team-high 10 tackles. It was his highest output since he set a career high of 12 versus UCLA in the Emerald Bowl ... The three interceptions against NC State are the most since FSU picked off a trio of balls versus Troy last season (September 9) ... For the second game in a row, defensive end Everette Brown, who started the fifth game of his career, recorded a pair of tackles for a loss. He needs just a half tackle for a loss to break into the FSU top 20.

NC State vs Florida State (Oct 06, 2007 at Tallahassee, Fla.)

Score by Quarters	1	2	3	4	Score
NC State	10	0	0	10	Record: (1-5,0-3)
Florida State	7	3	7	10	Record: (4-1,1-1)

Scoring Summary:

1st 12:49	FS	Lee 2 yd run (Cismesia kick)
10:54	ST	Dunlap 2 yd pass from Evans (Hauschka kick)
02:25	ST	Hauschka 23 yd field goal
2nd 03:09	FS	Cismesia 39 yd field goal
3rd 11:15	FS	Garvin 43 yd interception return (Cismesia kick)
4th 13:59	FS	Carr 40 yd pass from Lee (Cismesia kick)
11:19	FS	Cismesia 28 yd field goal

RUSHING: NC State--Jamelle Eugene 14-101; Andre Brown 9-11; Darrell Blackman 1-9; Curtis Underwood, Jr 3-5; Daniel Evans 7-minus 30. Florida State--Antone Smith 17-55; Sedrick Holloway 2-43; Xavier Lee 12-14; Preston Parker 2-7; Jamaal Edwards 2-5.

PASSING: NC State--Daniel Evans 19-32-3-172. Florida State--Xavier Lee 16-28-0-257.

RECEIVING: NC State--Jamelle Eugene 5-30; John Dunlap 4-45; Andre Brown

3-30; Darrell Davis 2-23; Owen Spencer 1-20; Marcus Stone 1-12; Donald Bowens 1-6; Jarvis Williams 1-3; Darrell Blackman 1-3. Florida State--Preston Parker 6-61; Greg Carr 4-140; DeCody Fagg 4-45; Damon McDaniel 1-7; Caz Piurowski 1-4.

	ST	FS
FIRST DOWNS	19	19
RUSHES-YARDS (NET)	34-96	35-124
PASSING YDS (NET)	172	257
Passes Att-Comp-Int	32-19-3	28-16-0
TOTAL OFFENSE PLAYS-YARDS	66-268	63-381
Fumble Returns-Yards	0-0	0-0
Punt Returns-Yards	0-0	0-0
Kickoff Returns-Yards	4-87	1-29
Interception Returns-Yards	0-0	3-67
Punts (Number-Avg)	5-33.6	3-45.3
Fumbles-Lost	2-1	0-0
Penalties-Yards	9-97	11-91
Possession Time	28:14	31:46
Third-Down Conversions	7 of 16	6 of 15
Fourth-Down Conversions	0 of 0	0 of 1
Red-Zone Scores-Chances	2-4	3-5
Sacks By: Number-Yards	3-14	6-30

FLORIDA STATE FOOTBALL



WINSTON-SALEM, N.C. (AP) -Riley Skinner threw a 35-yard touchdown pass to Kenneth Moore in the fourth quarter to lead Wake Forest past No. 21 Florida State 24-21 on Thursday night.

Skinner completed 19 of 27 passes for 215 yards and two touchdowns for the Demon Deacons (4-2, 3-1 Atlantic Coast Conference), who rallied in the second half to beat the Seminoles (4-2, 1-2).

Skinner led the Demon Deacons 82 yards in nine plays, converting three third downs during their game-winning drive. The biggest came when Skinner sidestepped a pass rush, stepped forward in the pocket and found Moore, who had a step on cornerback Jamie Robinson at the goal line, for the easy score that put Wake Forest up 21-14 with 6:41 remaining.

Florida State gave the ball right back to Wake Forest on the first play of its ensuing drive, when Chip Vaughn intercepted Xavier Lee's deep pass at the 26. The Demon Deacons milked the clock and set up Sam Swank's 48-yard field goal with 1:40 to play that made it a 10-point game.

Lee scored on a 17-yard run with 17 seconds left to draw the Seminoles within 24-21, but Wake Forest recovered an

onside kick to seal it.

Josh Adams rushed 18 times for 140 yards, including an 83-yard touchdown run, and caught a scoring pass. Micah Andrews ran hard as his relief, gaining 57 tough yards in helping spark the comeback.

Wake Forest's defense in the first half allowed two big plays that set up the Seminoles' two scoring drives, then shut them down after halftime. The Demon Deacons forced five second-half punts, intercepted two passes and allowed 105 total yards after the break - with a good chunk coming after Swank's late kick. Florida State's rushing offense never could get going, finishing with 47 yards on 24 carries.

Lee finished 24-of-45 for 283 yards and two touchdowns for the Seminoles, who led 14-7 at halftime.

Wake Forest moved 80 yards in nine plays late in the third quarter to force a 14-14 tie - a drive that started when Alphonso Smith intercepted Lee in the end zone. Skinner capped the drive with a nifty play in which he faked a handoff to Adams, deked like he would roll right and instead reversed field and flipped to the wide-open tailback for a 6-yard score.

Florida State rallied from an early deficit by using two big plays to set up short touchdowns passes. Lee hit Parker for 58 yards and then hooked up again three plays later from 6 yards out - the first TD of the receiver's career - that snapped a five-quarter scoreless streak against Wake Forest.

Later, Carr outjumped Smith on a 50-yard gain down the right sideline, then did it again in the left corner of the end zone to make it 14-7 43 seconds before halftime.

Adams had given Wake Forest a 7-0 lead midway through the second quarter when he took a handoff at his own 17, stutter-stepped through the line and burst down the right sideline for the fourth-longest touchdown run in school history and the longest run allowed by Florida State in more than a decade.

GAME NOTES

CARR SET CAREER-HIGH FOR CATCHES

In addition to moving up the Florida State and ACC touchdown list, Greg Carr had his best night catching the ball as well. The eight receptions by the junior tonight is a career best. Prior to tonight, his season-high was five against Alabama and his career-best was a half-dozen versus Duke on October 22, 2005. In the last three games, Carr has 17 catches. The eight receptions are the most by a Seminole since Chris Davis had eight against Maryland on October 28, 2006. With 108 yards, Carr is the first player since Snoop Minnis in 2000 (Clemson, Wake Forest, Florida) to post three-straight 100-yard games. It is also his second 100-yard game against the Deacons. Here are Carr's 100-yard games.

DEFENSE CAUSES THREE TURNOVERS FOR THE SECOND GAME IN A ROW

For the second game in a row, Florida State's defense did a great job of taking the ball away. The Seminoles caused three turnovers for the second game in a row as they picked off quarterback Riley Skinner twice and

recovered one of two forced fumbles. Last week against NC State the Seminoles picked off a trio of passes. The six turnovers in the last two games are as many as the Seminoles forced in the first four games combined.

PARKER CROSSES THE 100-YARD PLATEAU FOR FIRST TIME IN HIS CAREER
Wide receiver Preston Parker had a career-high against the Demon Deacons. In the second quarter he caught the first touchdown pass of his career. His 23-yard reception on Florida State's fourth-quarter scoring drive gave him his first career 100-yard receiving night. His previous career-high was 89 against UAB. He fell one reception short of tying his career high of six set last week versus NC State.

PATRICK ROBINSON GETS SECOND INTERCEPTION IN AS MANY WEEKS
After getting his first career interception last week against NC State, sophomore Patrick Robinson got his second interception versus Wake Forest. The pick was the seventh in the last four games - which is more than halfway to last year's season total of 12 - for the Seminoles and the third game out of the last four that Florida State has had an interception.

#21 Florida State vs Wake Forest (Oct 11, 2007 at Winston-Salem, N.C.)					
Score by Qtrs	1	2	3	4	Score
Florida State	0	14	0	7	21
Wake Forest	0	7	7	10	24
					Record: (4-2,1-2)
					Record: (4-2,3-1)
Scoring Summary:					
2nd 8:30	WF	Adams, J 83 yd run (Swank, S kick)			
5:46	FS	P. Parker 6 yd pass from X. Lee (G. Cismesia kick),			
0:43	FS	G. Carr 4 yd pass from X. Lee (G. Cismesia kick)			
3rd 2:32	WF	Adams, J 6 yd pass from Skinner, R (Swank, S kick)			
4th 6:41	WF	Moore, K 35 yd pass from Skinner, R (Swank, S kick)			
1:40	WF	Swank, S 48 yd field goal			
0:17	FS	X. Lee 17 yd run (G. Cismesia kick)			
RUSHING: Florida State-Antone Smith 14-32; Xavier Lee 8-9; Damon McDaniel 1-4; Seddrick Holloway 1-2. Wake Forest-Adams, J 18-140; Andrews, M 20-57; Skinner, R 5-0; TEAM 1-minus 1; Moore, K 4-minus 16.					
PASSING: Florida State-Xavier Lee 24-45-2-283; Drew Weatherford 0-2-0-0; Team 0-1-0-0. Wake Forest-Skinner, R 19-27-2-215.					
RECEIVING: Florida State-Greg Carr 8-108; Preston Parker 5-113; DeCody Fagg 4-33; Richard Goodman 3-25; Damon McDaniel 2-2; Antone Smith 2-2. Wake Forest-Adams, J 6-29; Tereshinski, J 4-58; Andrews, M 4-34; Moore, K 3-74; Bryant, D 1-1; Boldin, D 1-9.					
FIRST DOWNS					
FS 14 WF 18					
RUSHES-YARDS (NET)					
FS 24-47 WF 48-180					
PASSING YDS (NET)					
FS 283 WF 215					
Passes Att-Comp-Int					
FS 48-24-2 WF 27-19-2					
TOTAL OFFENSE PLAYS-YARDS					
FS 72-330 WF 75-395					
Fumble Returns-Yards					
FS 0-0 WF 0-0					
Punt Returns-Yards					
FS 4-20 WF 4-19					
Kickoff Returns-Yards					
FS 5-96 WF 4-71					
Interception Returns-Yards					
FS 2-0 WF 2-0					
Punts (Number-Avg)					
FS 9-41.2 WF 8-35.8					
Fumbles-Lost					
FS 2-2 WF 2-1					
Penalties-Yards					
FS 10-76 WF 8-70					
Possession Time					
FS 25:20 WF 34:40					
Third-Down Conversions					
FS 8 of 19 WF 6 of 17					
Fourth-Down Conversions					
FS 0 of 0 WF 0 of 0					
Red-Zone Scores-Chances					
FS 3-3 WF 1-2					
Sacks By: Number-Yards					
FS 1-9 WF 0-0					

FLORIDA STATE FOOTBALL



TALLAHASSEE, Fla. (AP) -- Colin McCarthy returned a fumble 27 yards for Miami's second touchdown in 11 seconds late in the fourth quarter and the Hurricanes beat Florida State 37-29 Saturday.

For the first time since 1977, the rivalry game that helped decide so many national titles during the 1980s and 90s was played with neither team ranked. Fittingly, the Seminoles and 'Canes combined for nine turnovers, five by FSU.

Minutes before Miami's two quick touchdowns, the Hurricanes (5-3, 2-2 Atlantic Coast Conference) appeared to have lost their best chance to get the win when Kirby Freeman was stopped for no gain on a fourth-and-1 at the Florida State 1 with 5:29 left and the 'Canes trailing 29-24.

But Freeman, who replaced injured Kyle Wright in the first half, drove Miami 83 yards in a 1 1/2 minutes to take the lead 30-29 on a 13-yard pass to Dedrick Epps with 1:15 left.

Xavier Lee, who was intercepted twice, then fumbled after being hit by Miami's Teraz McCray, and McCarthy ran it in for the clincher.

Lee threw two interceptions and lost two fumbles for Florida State (4-3, 1-3). He completed 14 of 32 passes for 208 yards in his third start this season.

The Seminoles wasted five field goals by Gary Cismesia and Antone Smith's first 100-yard game of the season. Smith finished with 114 yards on 22 carries.

Cismesia's fourth field goal, from 45 yards, gave Florida State a 26-24 lead late in the third quarter of the back-and-forth contest and he added another from the same distance early in the fourth quarter for the 29-24 lead.

The Hurricanes had grabbed a 24-23 lead on a trick play midway through the third quarter when place-kicker Francesco Zampogna took an over-the-shoulder toss from his holder and found tight end DajLeon Farr on a 26-yard scoring pass.

Wright, who hurt his left ankle, was 6 of 10 for 88 yards, but threw an interception that put Florida State into a 17-14 lead.

Toddrick Verdell's 45-yard touchdown run was followed by a Cismesia field goal that put the Seminoles ahead 20-17 at halftime.

Miami also scored two quick touchdowns in the first quarter to grab an early 14-3 lead.

The Hurricanes went ahead 7-3 lead on Wright's 1-yard run on a scoring drive highlighted by Wright's 64-yard third down pass to Darnell Jenkins. Greg Cooper then added a 2-yard TD run set up by a fumble by Florida State's Smith.

Florida State coach Bobby Bowden, who has 370 career coaching wins, is now just one ahead of Penn State's Joe Paterno.

GAME NOTES

FLORIDA STATE AND MIAMI HAVE MOST PROLIFIC FIRST HALF IN EIGHT YEARS
Over the last few years, the Florida State-Miami game has been a defensive battle. The 37 combined points scored by the two teams this afternoon are the most since the 1999 game. The Seminoles and Hurricanes went into the locker room tied 21-21 on October 9, 1999. Florida State went on to win that game 31-21 on its way to the National Championship. In addition, the 37 points are already more points that have been scored in any Florida State-Miami game since a 27-28 Miami win on October 12, 2002.

ROBINSON PICKS OFF A PASS FOR THIRD-STRAIGHT GAME

For the third straight game, sophomore cornerback Patrick Robinson has come up with an interception after his 31-yard interception return in the second half. The pick makes the Miami native the first Seminole to intercept a pass in three-straight games since Pat Watkins did it against UAB, Clemson and UNC in 2004.

SMITH CROSS THE 1,000-YARD MARK FOR HIS CAREER

The 36-yard rush by running back Antone Smith on the first play of the second

half put him over the 1,000-yard mark for his career. He came into the game with 966 yards and finished the game with 114 yards on 22 carries for a career total of 1,080. The 114 yards marked his first 100-yard rushing game of the season and just the second of his career. The Pahokee, Fla., native first did it with 137 yards against Rice last season (September 23, 2006).

CISMESIA TIES SINGLE-GAME RECORD FOR FIELD GOALS AND PERSONAL POINTS MARK

Gary Cismesia tied his career-high, which is also an FSU single-game record, with five field goals in today's game. In 2004, Cismesia's freshman year, he hit five field goals (23), (29), (27), (40), (43) vs. Duke in a 29-7 win on November 6th. Sebastian Janikowski also holds the record vs. NC State in 1999 and vs. Maryland in 1998. Bill Capece was the first to set the mark with five field goals vs. Pittsburgh in 1980. He added a pair of PATs to tie his career-high of 17 points, which he originally set against the Blue Devils, and one short of the FSU single-game record.

Miami vs Florida State (Oct 20, 2007 at Tallahassee, Fla.)					
Score by Qtr	1	2	3	4	Score
Miami	14	3	7	13	37
Florida State	10	10	6	3	29
					Record: (5-3,2-2)
					Record: (4-3,1-3)
Scoring Summary:					
1st	08:44	FS	Cismesia 23 yd field goal		
	05:08	UM	Wright 1 yd run (Daly kick)		
	04:48	UM	Cooper 2 yd run (Daly kick)		
	00:05	FS	Lee 6 yd run (Cismesia kick)		
2nd	13:07	FS	Verdell 45 yd interception return (Cismesia kick)		
	04:43	UM	Daly 44 yd field goal		
	00:15	FS	Cismesia 31 yd field goal		
3rd	14:23	FS	Cismesia 33 yd field goal		
	06:23	UM	Farr 26 yd pass from Zampogna (Daly kick)		
	02:49	FS	Cismesia 45 yd field goal		
4th	14:11	FS	Cismesia 45 yd field goal		
	01:15	UM	Epps 13 yd pass from Freeman		
	01:04	UM	McCarthy 27 yd fumble recovery (Daly kick)		
RUSHING: Miami-Graig Cooper 10-80; Javarris James 20-73; Kirby Freeman 4-18; Shawnbrey McNeal 3-4; TEAM 2-minus 4; Darnell Jenkins 1-minus 4; Kyle Wright 5-minus 14. Florida State-Antone Smith 22-114; Seddrick Holloway 4-21; Xavier Lee 12-15; Preston Parker 2-11; Jamaal Edwards 6-minus 1; Russell Ball 1-minus 2.					
PASSING: Miami-Kirby Freeman 4-11-2-59; Kyle Wright 6-10-1-88; Francesco Zampogna 1-1-0-26. Florida State-Xavier Lee 14-32-2-208; Preston Parker 0-1-0-0.					
RECEIVING: Miami-Darnell Jenkins 4-106; Graig Cooper 2-18; Javarris James 2-1; DajLeon Farr 1-26; Dedrick Epps 1-13; Kayne Farquharson 1-9. Florida State-Preston Parker 5-83; Greg Carr 3-41; DeCody Fagg 2-43; Caz Piurowski 2-18; Charlie Graham 1-20; Jamaal Edwards 1-3.					
		UM	FS		
FIRST DOWNS		17	19		
RUSHES-YARDS (NET)		45-153	47-158		
PASSING YDS (NET)		173	208		
Passes Att-Comp-Int		22-11-3	33-14-2		
TOTAL OFFENSE PLAYS-YARDS		67-326	80-366		
Fumble Returns-Yards		1-27	0-0		
Punt Returns-Yards		2-10	2-1		
Kickoff Returns-Yards		6-119	4-103		
Interception Returns-Yards		2-56	3-96		
Punts (Number-Avg)		4-46.2	3-43.7		
Fumbles-Lost		1-1	3-3		
Penalties-Yards		8-60	7-62		
Possession Time		27:15	32:45		
Third-Down Conversions		3 of 14	5 of 16		
Fourth-Down Conversions		2 of 3	0 of 1		
Red-Zone Scores-Chances		3-4	4-4		
Sacks By: Number-Yards		2-16	2-14		

FLORIDA STATE FOOTBALL



TALLAHASSEE, Fla. (AP) -- Preston Parker caught a touchdown pass and scored on an end around Saturday to help Florida State end a two-game losing streak with a 25-6 victory over Duke, handing the Blue Devils' their 22nd straight Atlantic Coast Conference loss.

After going more than five quarters without an offensive touchdown, the Seminoles made it to the end zone six minutes into the third quarter when Parker raced 9 yards with a short sideline pass from Drew Weatherford, giving Florida State a 16-0 lead.

Florida State, which plays next Saturday at undefeated Boston College, led 9-0 at halftime on three field goals by Gary Cismesia.

Parker scored his second TD late in the third quarter on a 14-yard run to make the score 22-0.

After Cismesia kicked his fourth field goal, Duke (1-7, 0-5 ACC) avoided a shutout when Thaddeus Lewis lofted a 3-yard pass to a wide-open Brandon King in the right front corner of the end zone with 8:07 left.

Florida State (5-3, 2-3 ACC) rolled up a season-high 534 yards and 30 first downs while holding Duke to 222 yards and 9 first downs. The Blue Devils managed only 49 yards and two first downs in the first half.

The win was Bobby Bowden's 371st coaching victory and gave him a two-game cushion over Penn State's Joe Paterno, whose team lost Saturday to Ohio State.

Weatherford, making his first start in four games after being benched in favor of Xavier Lee, completed 35 of 47 for 339 yards despite not having junior wide receiver Greg Carr, who missed the game with a wrist injury.

Carr, who has 24 career touchdown catches, had caught six TD catches in two previous games against the Blue Devils.

But DeCody Fagg took up the slack with 9 catches for 134 yards and Richard Goodman had 11 catches for 73 yards, but injured his right ankle late in the fourth quarter.

Parker had 8 catches for 89 yards and Antone Smith tacked on 146 yards on 23 carries, but was also knocked out of the contest late with a left ankle sprain.

Florida State's Patrick Robinson had an interception for the fourth straight game.

GAME NOTES

CAREER NIGHT GETS SMITH SECOND 100-YARD GAME IN A ROW
Tonight was the most productive game of Antone Smith's Seminole career as he posted personal-bests of 23 carries for 146 yards. Coming into the game his career high was 137 yards against Rice (September 23, 2006) and 22 carries last week against Miami. After 114 yards versus the Hurricanes, he is the first Seminole to record back-to-back 100-yard games since Leon Washington did in 2004 with 153 yards vs. North Carolina and 164 yards vs. Syracuse.

PARKER SCORES ONE ON THE GROUND AND ONE THROUGH THE AIR
Both of Florida State's touchdowns came from wide receiver Preston Parker, but they came through two different means. His first score was a nine-yard pass from Drew Weatherford followed by a 14-yard run. He finished the game with 89 yards through the air on a career-high eight catches and 27 on the ground. Parker is the first Seminole to score a rushing and receiving touchdown since Nick Maddox did it against Duke on September 1, 2001. Maddox had a 51-yard run to go along with a 26-yard pass from Chris Rix.

ROBINSON GRABS ANOTHER INTERCEPTION

For the fourth game in a row, sophomore cornerback Patrick Robinson has come up with an interception. His four picks this season ties last year's leader Roger Williams and equals Antonio Cromartie (2004) and Pat Watkins (2004) for the most interceptions since Tay Cody had six in 2000. As a team, Florida State has 11 through eight games,

which is just one shy of last year's and 2005's total.

WEATHERFORD MATCHES CAREER COMPLETIONS MARK

Playing in his first game since Alabama, quarterback Drew Weatherford tied his career high with 35 completions on 47 passes for 339 yards and one touchdown. The 339 yards are the third-highest total of his career and the most since he threw for a career-best 377 against Virginia in 2005.

WEATHERFORD MOVES UP ON ALL-TIME FSU LISTS

Junior quarterback Drew Weatherford moved up on several Florida State career lists tonight. His 35 completions upped him to third in school history - passing No. 3 Danny Kanell (529) - with 542 completions for his career. He is 34 shy of passing Chris Rix for the number two spot. The 339 yards are his eighth 300-yard game, breaking a tie with Gary Huff in fifth and forging one with Thad Busby for fourth. When you add in his eight yards rushing, Weatherford accounted for 347 total yards on the night to pass Huff for fifth with 6,169 total yards. He needs eight more yards to pass Kanell (6,176) for fourth. Weatherford needs 30 yards to hop Kanell on the career passing yards charts at 6,372.

FAGG HAS A BIG NIGHT AGAINST THE BLUE DEVILS

Senior wide receiver DeCody Fagg had the best game of his career tonight against Duke. His 134 yards and nine catches are both career highs. Coming into tonight, his highest yardage output was 113 against the Citadel in 2005 and he reeled in a then career-high seven receptions versus Troy last year.

Duke vs Florida State (Oct 27, 2007 at Tallahassee, Fla.)

Score by Quarters	1	2	3	4	Score
Duke	0	0	0	6	6
Florida State	3	6	13	3	25

Record: (1-70-5)
Record: (5-3,2-3)

Scoring Summary:

1st 01:30	FS	Cismesia 23 yd field goal
2nd 12:50	FS	Cismesia 41 yd field goal
00:04	FS	Cismesia 33 yd field goal
3rd 09:06	FS	Parker 9 yd pass from Weatherford (Cismesia kick)
01:53	FS	Parker 14 yd run (Cismesia kick failed)
4th 08:07	DU	King 3 yd pass from Lewis (Harris rush failed)
01:16	FS	Cismesia 35 yd field goal

RUSHING: Duke-Thaddeus Lewis 8-18; Ronnie Drummer 1-2; Justin Boyle 1-minus 1; Re'quan Boyette 6-minus 1; Clifford Harris 2-minus 3; Eron Riley 1-minus 6. Florida State-Antone Smith 23-146; Preston Parker 4-27; Seddrick Holloway 4-12; Drew Weatherford 4-8; Russell Ball 1-5; Team 1-minus 1; Jamaal Edwards 2-minus 2.

PASSING: Duke-Thaddeus Lewis 16-30-1-198; Kevin Jones 1-1-0-15. Florida State-Drew Weatherford 35-47-0-339.

RECEIVING: Duke-Jomar Wright 7-141; Justin Boyle 3-6; Eron Riley 2-49; Austin Kelly 2-2; Re'quan Boyette 1-7; Clifford Harris 1-5; Brandon King 1-3. Florida State-Richard Goodman 11-73; DeCody Fagg 9-134; Preston Parker 8-89; Joslin Shaw 5-34; Antone Smith 2-9.

	DU	FS
FIRST DOWNS	9	30
RUSHES-YARDS (NET)	19-9	39-195
PASSING YDS (NET)	213	339
Passes Att-Comp-Int	31-17-1	47-35-0
TOTAL OFFENSE PLAYS-YARDS	50-222	86-534
Fumble Returns-Yards	0-0	0-0
Punt Returns-Yards	0-0	2-22
Kickoff Returns-Yards	6-118	2-20
Interception Returns-Yards	0-0	1-0
Punts (Number-Avg)	7-39.3	2-25.5
Fumbles-Lost	0-0	2-2
Penalties-Yards	6-50	8-60
Possession Time	20:22	39:38
Third-Down Conversions	2 of 12	7 of 16
Fourth-Down Conversions	1 of 3	2 of 2
Red-Zone Scores-Chances	1-1	5-7
Sacks By: Number-Yards	1-7	1-9

FLORIDA STATE FOOTBALL



BOSTON (AP) - There goes another No. 2.

Geno Hayes returned Matt Ryan's third interception for a 38-yard touchdown with 1:10 to play on Saturday night to help Florida State beat second-ranked Boston College 27-17, ending the Eagles' run at an unbeaten season and shaking up the BCS standings yet again.

With the loss by BC (8-1, 4-1 Atlantic Coast Conference), only Ohio State, Kansas and Hawaii remain unbeaten. A handful of one-loss teams - LSU, Oregon and Oklahoma among them - had their hopes for reaching the Bowl Championship Series title game aided by Florida State. LSU will probably take second-place behind Ohio State in the BCS standings when they come out Sunday.

"This does not deter us from what we want to do," BC coach Jeff Jagodzinski said, "and that's win the ACC championship."

The No. 2 team in The Associated Press Top 25 lost three consecutive weeks before Boston College took over the second spot on Oct. 21 and held on with a comeback victory over Virginia Tech last week. Southern California, California and South Florida were the others to lose as No. 2.

Drew Weatherford completed 29-of-45 passes for 354 yards for Florida State (6-3, 3-3), hitting Preston Parker nine times for 93 yards and a touchdown and DeCody Fagg on six catches for 111 yards and a TD.

Ryan finished 25-for-53 for two touchdowns and 415 yards - his fourth career 400-yard game, tying Doug Flutie for the most in school history. But his interceptions were costly.

"One of the things you can't do, I don't care what level you're on, you can't turn the ball over," Jagodzinski said. "We had four."

Ryan was picked off once in the first quarter inside the Seminoles 10. He also threw an interception early in the third that allowed Florida State to move into position for a 40-yard field goal that made it 10-0.

It was the second consecutive game BC trailed 10-0 before mounting a rally: The Eagles spotted Virginia Tech a two-score lead on Oct. 25 before Ryan threw two touchdown passes in the final 2:11 to vault himself into the Heisman Trophy conversation.

This time, he had more than 20 minutes to work with.

"You can never count out Matt Ryan and BC," Weatherford said. "I was nervous the whole time. He's a great player, he's led his team back before and I knew he could do it again. I was nervous until the final play."

Ryan led BC on a four-play, 70-yard drive over 63 seconds, hitting Ryan Purvis for 26 yards to the Florida State 30, and then Brandon Robinson for the touchdown. The teams traded field goals, then Weatherford hit Fagg on a 42-yard touchdown pass to give the Seminoles a 20-10 lead.

Ryan hit Rich Gunnell on a 42-yard pass to the Florida State 6 with 7:24 left. Two plays later, including a penalty that moved the ball to the 3, Ryan hit a wide-open Purvis in the middle of the end zone to make it 20-17.

BC forced a punt and got the ball back at its own 7 with 3:30 left and a chance to take the lead.

"I was excited," Ryan said. "As soon as they stopped them, and forced the punt, they gave us another chance to go out there and win the game."

Ryan moved the Eagles out to the 33 before Hayes ripped the ball free from Purvis on a pass across the middle and went easily into the end zone.

"This is the fourth game that we've been ahead at the half and we've lost two of them," Seminoles coach Bobby Bowden said. "I thought we were going to make enough mistakes to lose it at the end."

The game began in a frigid and soaking downpour, with wind gusts forecast at up to 50 mph as the remnants of Hurricane Noel proceeded up the East Coast. The rain had stopped by the end of the first quarter, but the winds battered the U.S. flag and played havoc with a couple of second-quarter field goal attempts.

"Everybody believed, until the very end, that we could pull it out at the end, after what Matt did last week," BC linebacker Mark Herzlich said. "Hayes made a great play and sealed the deal."

Robinson caught seven passes for 163 yards for BC, fighting off a grabby defender to make a beautiful diving catch for 38 yards to the Seminoles 6 midway through the fourth quarter. But the Eagles, trailing 13-7 at the time moved backward on penalties and managed only a field goal.

Weatherford answered with a two-play, 61-yard drive that took just 41 seconds before Fagg ran 42 yards into the end zone to make it 20-10.

Florida State vs Boston College (Nov 03, 2007 at Chestnut Hill, Mass.)

Quarters	1	2	3	4	Score	Record
Florida State	0	7	3	17	27	Record: (6-33-3)
Boston College	0	0	7	10	17	Record: (8-14-1)

Scoring Summary:

2nd 04:52	FS	Parker 23 yd pass from Weatherford (Cismesia kick)
3rd 05:41	FS	Cismesia 40 yd field goal
04:38	BC	Robinson 30 yd pass from Ryan (Aponavicius kick),
4th 11:26	FS	Cismesia 29 yd field goal
08:52	BC	Aponavicius 35 yd field goal
08:11	FS	Fagg 42 yd pass from Weatherford (Cismesia kick),
06:43	BC	Purvis 1 yd pass from Ryan (Aponavicius, S kick),
01:10	FS	Hayes 38 yd interception return (Cismesia kick),

RUSHING: Florida State-Antone Smith 22-63; Drew Weatherford 6-11; Seddrick Holloway 1-4; Jamaal Edwards 1-4; Team 1-minus 1. Boston College-Ryan, M 9-30; Callender, A 7-22; Whitworth, L 4-14; TEAM 1-minus 3.

PASSING: Florida State-Drew Weatherford 29-45-0-354; Preston Parker 1-1-0-17. Boston College-Ryan, M 26-53-3-415.

RECEIVING: Florida State-Preston Parker 9-93; DeCody Fagg 6-111; Antone Smith 5-83; Greg Carr 4-56; Joslin Shaw 3-21; Charlie Graham 2-9; Jamaal

Edwards 1-minus 2. Boston College-Robinson, B 7-163; Purvis, R 6-59; Callender, A 5-74; Gunnell, R 3-68; Challenger, K 3-41; Loyte, J 2-10.

	FS	BC
FIRST DOWNS	25	20
RUSHES-YARDS (NET)	31-81	21-63
PASSING YDS (NET)	371	415
Passes Att-Comp-Int	46-30-0	53-26-3
TOTAL OFFENSE PLAYS-YARDS	77-452	74-478
Fumble Returns-Yards	0-0	0-0
Punt Returns-Yards	2-13	1-0
Kickoff Returns-Yards	4-54	6-97
Interception Returns-Yards	3-38	0-0
Punts (Number-Avg)	6-41.7	4-44.5
Fumbles-Lost	2-0	2-1
Penalties-Yards	10-58	8-121
Possession Time	35:04	24:56
Third-Down Conversions	7 of 18	9 of 17
Fourth-Down Conversions	1 of 1	0 of 1
Red-Zone Scores-Chances	1-2	2-4
Sacks By: Number-Yards	0-0	1-2

FLORIDA STATE FOOTBALL



BLACKSBURG, Va. (AP) - With two games left in the regular season, Virginia Tech has things right where it wants: the offense is hitting its stride, the defense keeps making big plays and the Atlantic Coast Conference title is theirs for the taking.

Tyrod Taylor threw for two touchdowns and ran for another Saturday and the Hokies finally got coach Frank Beamer his first career victory against Florida State, 40-21.

Still, the victory didn't come as easily as it sounds.

The Hokies (8-2, 5-1 Atlantic Coast Conference) blew a 14-point halftime lead and trailed 21-20 entering the final quarter, but Taylor drove them to his go-ahead 3-yard scoring run, and three late Seminoles turnovers turned a close game into a rout.

First, they had to end a history of failure against the Seminoles. Beamer was 0-7 in his career against Florida State, and Seminoles coach Bobby Bowden was 15-0 in his career against the Hokies, including two of the biggest losses in Tech

history.

"Everybody kind of knew that Florida State had our number," said quarterback Sean Glennon, who started and was sharing time with Taylor until he got knocked loopy.

In 1999, the Seminoles rallied to beat the Michael Vick-led Hokies in the Sugar Bowl national championship game, 46-29. Two years ago, the heavily favored Hokies collapsed under a barrage of penalties and lost 27-22 in the first ACC title game.

"All the seniors played in that ACC championship when Florida State beat us," Adibi said, recalling a game when the Hokies had 17 penalties for 143 yards.

"That's a bad taste that's been in my mouth for a while," Adibi said.

Taylor and Co. didn't make Beamer suffer through another heartbreaker, but the Seminoles sure made the Hokies coach and fans sweat it out until late in the game.

The game changed on Taylor's skills. On the Hokies go-ahead drive, he ran 12 yards for a first down, and threw a deep ball to Justin Harper down the left sideline that was initially ruled no catch, but was overturned, making it a 45-yard gain to the 1.

Three plays later, Taylor took it in on a draw play. His 2-point conversion pass to Zach Luccett made it 28-21 with 10:10 left, and it was one-sided after that.

"I think he's made out of the right stuff," Beamer said of the soft-spoken freshman quarterback. "He's kind of like our football team. He'll come back and keep battling."

Taylor finished 10-of-15 for 204 yards and ran for 92 more. Harper caught five passes for 167 yards and a touchdown, and the defense allowed 267 total yards.

"I didn't expect to see the second coming of Vick," Bowden said after being denied his 300th victory at Florida State. "We couldn't tackle that guy. We'd get in a position - on that third and a million, he ran. Couldn't tackle him."

The Seminoles (6-4, 3-4), who seemed to be catching their stride last week when they beat No. 8 Boston College, lost quarterback Drew Weatherford to injury before halftime and were led back by backup Christian Ponder until the fourth quarter.

Two plays after Taylor's go-ahead run, Ponder was stripped by Barry Booker and Cam Martin recovered for Tech, leading to a 22-yard field goal. Chris Ellis then intercepted Ponder at the 5 and danced into the end zone, making it 38-21.

A sack for a safety completed the scoring.

Trailing 20-6, the Seminoles quickly got back in the game in the third quarter. Gary Cismesia's 50-yard field goal ended their first series, and Dekoda Watson intercepted a tipped pass by Taylor and returned it 40 yards for a TD just 1:54 later.

That helped quiet the crowd, and the Hokies did little to wake them, going three-and-out for the third consecutive series. When Brent Bowden punted it away, a 15-yard facemask penalty against Richard Graham allowed the Seminoles to start at their 46.

Ponder hit DeCody Fagg for 28 yards on a third-and-5, ran for 22 yards on a third-and-14 and hit Fagg in the end zone for the touchdown that gave the Seminoles a 21-20 lead, stunning the crowd.

Taylor hit a wide-open Justin Harper on a slant for a 31-yard touchdown on just his second play, then ran 38 yards for a first down on a third-and-31 from the Hokies 34. The drive ended with a 5-yard scoring pass to Josh Morgan 12:29 before halftime.

Following a punt by Florida State, Taylor hit Josh Hyman for 14 yards, Kenny Lewis Jr. ran for 17 and Taylor hit Harper with a perfectly thrown 48-yarder to the Seminoles' 4. Two runs by Branden Ore later, Virginia Tech was rolling, 20-6.

Florida State vs #11 Virginia Tech (Nov 10, 2007 at Blacksburg, Va.)					
Score by Quarters	1	2	3	4	Score
Florida State	6	0	15	0	21
Virginia Tech	6	14	0	20	40
Scoring Summary:					
1st 09:43	FS	Cismesia 41 yd field goal			
08:16	VT	Harper, J 31 yd pass from Taylor, (Dunlevy kick NG)			
00:50	FS	Cismesia 39 yd field goal			
2nd 12:29	VT	Morgan 5 yd pass from Taylor (Dunlevy kick)			
06:54	VT	Ore 2 yd run (Dunlevy kick)			
3rd 11:00	FS	Cismesia 50 yd field goal			
09:06	FS	Watson 40 yd interception return (Ponder pass NG)			
03:41	FS	Fagg 8 yd pass from Ponder (Ponder pass NG)			
4th 10:10	VT	Taylor 3 yd run (Luccett pass from Taylor)			
05:32	VT	Dunlevy 22 yd field goal			
05:13	VT	Ellis, C 5 yd interception return (Dunlevy, J kick)			
02:41	VT	TEAM safety, FS 21 - VT 40			
RUSHING: Florida State-Christian Ponder 5-51; Graham Gano 1-24; Seddrick Holloway 4-16; Antone Smith 8-12; Drew Weatherford 2-7; Jamaal Edwards 3-6; Preston Parker 3-2; Russell Ball 1-minus 1; D'Vontrey Richardson 1-minus 1; Virginia Tech-Taylor, T 17-92; Ore, B 16-40; Lewis, K 11-37; Cheeseman, J 3-12; Glennon, S 4-10; Weatherford, C 1-0; TEAM 2-minus 3.					
PASSING: Florida State-Christian Ponder 8-18-2-105; Drew Weatherford 5-15-0-46. Virginia Tech-Taylor, T 10-15-1-204; Glennon, S 1-4-0-3.					
RECEIVING: Florida State-DeCody Fagg 4-63; Greg Carr 3-48; Russell Ball 2-20; Antone Smith 1-13; Joslin Shaw 1-4; Seddrick Holloway 1-2; Preston Parker 1-1. Virginia Tech-Harper, J 5-167; Ore, B 3-5; Boone, G 1-16; Hyman, J 1-14; Morgan, J 1-5.					
FIRST DOWNS FS VT					
RUSHES-YARDS (NET) 28-116 54-188					
PASSING YDS (NET) 151 207					
Passes Att-Comp-Int 33-13-2 19-11-1					
TOTAL OFFENSE PLAYS-YARDS 61-267 73-395					
Fumble Returns-Yards 0-0 1-16					
Punt Returns-Yards 1-13 3-23					
Kickoff Returns-Yards 7-121 6-127					
Interception Returns-Yards 1-40 2-16					
Punts (Number-Avg) 7-42.3 6-35.3					
Fumbles-Lost 2-1 3-0					
Penalties-Yards 7-45 7-60					
Possession Time 25:16 34:44					
Third-Down Conversions 4 of 15 6 of 17					
Fourth-Down Conversions 1 of 1 0 of 1					
Red-Zone Scores-Chances 1-1 4-5					
Sacks By: Number-Yards 2-2 0-0					

FLORIDA STATE FOOTBALL



TALLAHASSEE, Fla. (AP) -- Bobby Bowden won his 300th game at Florida State, getting 133 yards rushing and a touchdown from Preston Parker in a 24-16 victory against Maryland on Saturday.

Bowden, who has 373 career coaching wins, is assured of keeping his lead over Penn State's Joe Paterno for at least one more week in their long-running competition for the most wins in major college history.

Florida State (7-4, 4-4 Atlantic Coast Conference) clinched a 31st consecutive winning season, while Maryland (5-6, 2-5 ACC) needs a win at North Carolina State next week just to become bowl eligible.

Parker, who had been the Seminoles' leading receiver, made his first start at tailback and ran for 51 yards on his first four carries, including an 18-yard TD that gave the Seminoles a 14-3 lead late in the first quarter. He was moved to running back this week after Antone Smith was lost to a shoulder injury in last week's loss at Virginia Tech.

Drew Weatherford bounced back from a concussion that knocked him out of last week's game to throw for 204 yards and a touchdown. He also ran for another.

Florida State took a 21-3 lead 44 seconds into the second quarter when Weatherford and DeCody Fagg hooked up on a 10-yard touchdown pass. The Seminoles led 21-6 at the half with Maryland's points coming on a pair of field goals by Obi Ekekeze, who added a third in the fourth quarter to complete the scoring.

Maryland made it interesting in the second half, pulling to within 21-13 midway through the third quarter when Darrius Heyward-Bey scored on a 14-yard pass from Chris Turner.

Turner completed 16 of 32 passes for 242 yards, but threw a costly interception and was sacked four times.

Patrick Robinson's sixth interception of the season set up the game's initial score, a 1-yard run on fourth down by Weatherford.

Parker, a 6-foot, 190-pound sophomore from Delray Beach, carried the ball 20 times, caught a pass for 21 yards and returned four punts for 40 more yards.

GAME NOTES

WITH A VICTORY TODAY...

- * the Seminoles recorded their seventh win in 2007 marking the 25th consecutive season with at least seven or more wins.
- * legendary head coach Bobby Bowden earned his 300th victory at Florida State becoming the second coach in Division I history to earn 300 victories with one team.
- * the Seminoles kept Maryland winless at Doak Campbell Stadium (0-9).
- * Florida State improved its all-time record over Maryland to 16-2.
- * the two teams combined for 40 points for the 16th time in 18 career meetings.
- * the Terps were held to 21 points or less for the 15th time in 18 career meetings.
- * the Seminoles snapped a string of three straight losses to close out the home schedule; prior to the three game losing streak, FSU was undefeated in the previous 12 senior day games (11-0-1).
- * Bobby Bowden improved to 33-8-1 in his career as a head coach in home finales.
- * the Seminoles finished the season at .500 in ACC with a 4-4 record and a 3-2 mark in the Atlantic Division; the Seminoles have finished .500 or better in the ACC in 15 of 16 years since joining the league in 1992.

PARKER SURPASSES SEASON RUSHING TOTAL

Earning his first start of the season at tailback, freshman Preston Parker set career-highs for rushing yards and attempts posted 20 carries for 133 yards. Coming into today's game against Maryland, Parker had carried the ball 18 times for 88 yards in the first 10 games. It's the third time this season a tailback has

recorded over 100 yards on the ground. Antone Smith registered back-to-back 100-yard games against Miami (114 yards) and Duke (146 yards).

WEATHERFORD CONTINUES TO CLIMB CHARTS

With 204 yards of total offense against Maryland, junior quarterback Drew Weatherford moved passed Charlie Ward for third place all-time for career total offense. Weatherford has tallied 6,691 yards on 1,101 plays over the last three seasons.

SACK ATTACK

With five sacks on Saturday afternoon, the Seminoles increased their season-total to 25. FSU has recorded two or more sacks in seven games this season including three games with three or more. The Seminoles recorded a season-high six sacks against NC State and three against Alabama.

CISMESIA CONNECTS

Senior Gary Cismesia registered just his second career field goal against Maryland connecting from 30 yards, a career-long against the Terps. Seminole kickers have gone 6-for-12 in field goals over the last six games vs. the Terps. Cismesia has attempted 18 field goals in the last five games connecting on 15. Cismesia collected six points on the afternoon on a field goal and three PATs to stay in sixth place all-time for career scoring with 292 points. He needs just three points to surpass Warrick Dunn, who sits in fifth place with 294 points.

Maryland vs Florida State (Nov 17, 2007 at Tallahassee, Fla.)					
Score by Quarters	1	2	3	4	Score
Maryland	3	3	7	3	16
Florida State	14	7	0	3	24
Scoring Summary:					
1st 09:30	FS	Weatherford 1 yd run (Cismesia kick)			
05:53	MD	Ekekeze 46 yd field goal			
03:39	FS	Parker 18 yd run (Cismesia kick)			
2nd 14:16	FS	Fagg 10 yd pass from Weatherford (Cismesia kick),			
09:43	MD	Ekekeze 29 yd field goal			
3rd 05:55	MD	Heyward-Bey 14 yd pass from Turner (Ekekeze kick)			
4th 09:20	FS	Cismesia 30 yd field goal			
02:58	MD	Ekekeze 37 yd field goal			
RUSHING: Maryland-Keon Lattimore 13-46; Lance Ball 9-35; Da'Rel Scott 2-17; Chris Turner 10-4; TEAM 1-minus 3; Jordan Steffy 2-minus 7. Florida State-Preston Parker 20-133; Seddrick Holloway 7-26; Drew Weatherford 9-0; Team 2-minus 5.					
PASSING: Maryland-Chris Turner 16-32-1-242; Jordan Steffy 1-3-0-1. Florida State-Drew Weatherford 16-26-0-204.					
RECEIVING: Maryland-Darrius Heyward-Bey 5-82; Isaiah Williams 4-84; Joey Haynos 3-49; Keon Lattimore 2-10; Jason Goode 1-8; Lance Ball 1-6; Emani Lee-Odai 1-4. Florida State-DeCody Fagg 4-68; Greg Carr 3-35; Joslin Shaw 3-33; Charlie Graham 3-19; Caz Piurowski 1-27; Preston Parker 1-21; Seddrick Holloway 1-1.					
FIRST DOWNS MD 18 FS 18					
RUSHES-YARDS (NET) MD 37-92 FS 38-154					
PASSING YDS (NET) MD 243 FS 204					
Passes Att-Comp-Int MD 35-17-1 FS 26-16-0					
TOTAL OFFENSE PLAYS-YDS MD 72-335 FS 64-358					
Fumble Returns-Yards MD 0-0 FS 0-0					
Punt Returns-Yards MD 1-12 FS 4-40					
Kickoff Returns-Yards MD 4-132 FS 5-75					
Interception Returns-Yards MD 0-0 FS 1-32					
Punts (Number-Avg) MD 5-39.8 FS 8-39.1					
Fumbles-Lost MD 0-0 FS 5-1					
Penalties-Yards MD 8-51 FS 3-37					
Possession Time MD 30:53 FS 29:07					
Third-Down Conversions MD 3 of 16 FS 2 of 12					
Fourth-Down Conversions MD 1 of 3 FS 1 of 1					
Red-Zone Scores-Chances MD 3-3 FS 4-4					
Sacks By: Number-Yards MD 3-23 FS 5-32					

FLORIDA STATE FOOTBALL



GAINESVILLE, Fla. (AP) -- Tim Tebow threw three touchdown passes, ran for two scores and carried the 12th-ranked Gators to a 45-12 victory over the Seminoles on Saturday night.

Tebow led the Gators (9-3) to touchdowns on four of their first five possessions, staking them to big lead that eased the pressure on Florida's young defense that has struggled much of the year.

Percy Harvin did his part, too. After missing the last two games because of migraine headaches, Harvin returned and ran 16 times for 157 yards. He scored on a 24-yard run with 3 minutes to play.

Tebow and Harvin burned the Seminoles (7-5) all over the field, helping extend Florida's dominance in the series.

The Gators have won four in a row, the longest streak since winning their sixth straight in 1986.

With Tebow and Harvin on board for at least another year, Florida State's outlook for ending the streak doesn't look so promising.

Tebow finished 19-of-28 for 262 yards. The sophomore also carried 13 times for 89 yards.

Tebow ran around and over defenders all game, and stirred the crowd into a frenzy after every big play.

He had most of the 90,664 at Ben Hill Griffin Stadium chanting "Tebow, Heisman" with 5:37 to play.

Maybe Geno Hayes should have joined in. Florida State's junior linebacker said early in the week that Tebow was "going down" Saturday.

Hayes was right, sort of.

Tebow went down the field and down in history.

His second rushing touchdown gave him 22 for the season, tying the NCAA record for a quarterback. Chance Harridge of Air Force also had 22 in 2002.

GAME NOTES

CISMESIA SETS SCHOOL RECORD WITH 60-YARD BOOT

The 60-yard field goal by kicker Gary Cismesia to end the half is the longest in school history and the longest in the country this season. He broke the record of 56 yards set by Sebastian Janikowski against Wake Forest in 1997. It was also his fourth field goal of the game - his fifth game with three field goals or more - and his 27th of the season to tie him with Janikowski for the single-season school record. The school record for field goals in a game is five by Cismesia and several other players.

FLORIDA STATE CHEWING UP YARDS ON THE GROUND

Against the nation's No. 14 run defense, the Seminoles were able to amass 93 yards on the ground. That's a season high for a half for the Seminoles - surpassing the 79 yards gained against NC State - and just six yards below the Gators' average for an entire game. FSU hasn't rushed for this many yards in the first half since it gained 96 versus UCLA in the 2006 Emerald Bowl. LSU (247 yards) and Georgia (196 yards) are the only two opponents to rush for 100 yards against Florida this year.

WEATHERFORD SETS ACC RECORD FOR PASSES WITHOUT AN INTERCEPTION

Quarterback Drew Weatherford attempted 37 passes against Florida. His 28th attempt in the third quarter established a new ACC record for consecutive passes in a single season without an interception at 225. The previous ACC record was 224 consecutive passes without an interception by Matt Blundin of Virginia in 1991. He needs to throw four more passes without an

interception to break the ACC career record of 237 set FSU Heisman Trophy winner Chris Weinke over the 1998 and 1999 seasons.

FOUR FIELD GOALS MOVES CISMESIA UP ON NCAA SINGLE-SEASON CHART

With four field goals today against Florida, kicker Gary Cismesia has moved into the top ten on the NCAA single-season list. He finished the game with 27 field goals, which equals the FSU and ACC record set by Sebastian Janikowski, and puts him in a tie for eighth on NCAA charts. The national single-season record is 31 by Billy Bennett of Georgia in 2003.

MORE ON CISMESIA'S 60-YARD FIELD GOAL

In addition to the Florida State record that kicker Gary Cismesia set with his 60-yard field goal to end the first half, it is also the new ACC record. The previous mark was 57 yards set by three players: Vince Fusco of Duke against Clemson (1976), Obed Ariri of Clemson against Wake Forest (1977) and Chris Gardocki of Clemson against Appalachian State (1990). The boot tied the Ben Hill Griffin Stadium mark set by the Gators' Chris Perkins against Tulane (1984). It is also the second-longest by a Florida opponent, trailing Tony Franklin of Texas A&M in the 1977 Sun Bowl.

Florida State vs #12 Florida (Nov 24, 2007 at Gainesville, Fla.)

Score by Quarters	1	2	3	4	Score
Florida State	3	9	0	0	12
Florida	14	10	7	14	45

Scoring Summary:

1st 09:13	FS	Cismesia 21 yd field goal
06:28	UF	Tebow 23 yd run (Iijas kick)
02:46	UF	Murphy 32 yd pass from Tebow (Iijas kick)
2nd 12:22	FS	Cismesia 38 yd field goal
08:48	UF	Murphy 14 yd pass from Tebow (Iijas kick)
04:21	FS	Cismesia 28 yd field goal
00:18	UF	Iijas 35 yd field goal
00:00	FS	Cismesia 60 yd field goal
3rd 12:14	UF	Tebow 5 yd run (Iijas kick)
4th 08:20	UF	Caldwell 31 yd pass from Tebow (Iijas kick)
03:00	UF	Harvin 24 yd run (Iijas kick)

RUSHING: Florida State-Preston Parker 12-48; Joslin Shaw 1-24; Drew Weatherford 7-21; Antone Smith 4-6; Seddrick Holloway 1-0. Florida-Harvin, P. 16-157; Tebow, T. 13-89; Moore, K. 4-23; James, B. 2-13; TEAM 3-minus 3.

PASSING: Florida State-Drew Weatherford 20-37-0-188. Florida-Tebow, T. 19-28-0-262.

RECEIVING: Florida State-Preston Parker 6-55; DeCody Fagg 5-50; Rod Owens 4-45; Joslin Shaw 3-21; Charlie Graham 1-9; Greg Carr 1-8. Florida-Ingram, C. 5-75; Harvin, P. 5-67; Murphy, L. 4-58; Caldwell, A. 4-56; James, B. 1-6.

	FS	UF
FIRST DOWNS	17	29
RUSHES-YARDS (NET)	25-99	38-279
PASSING YDS (NET)	188	262
Passes Att-Comp-Int	37-20-0	28-19-0
TOTAL OFFENSE PLAYS-YARDS	62-287	66-541
Fumble Returns-Yards	0-0	0-0
Punt Returns-Yards	0-0	1-7
Kickoff Returns-Yards	8-163	3-42
Interception Returns-Yards	0-0	0-0
Punts (Number-Avg)	4-41.5	2-45.0
Fumbles-Lost	0-0	0-0
Penalties-Yards	3-23	11-90
Possession Time	28:20	31:40
Third-Down Conversions	3 of 12	7 of 11
Fourth-Down Conversions	0 of 2	0 of 0
Red-Zone Scores-Chances	3-3	3-3
Sacks By: Number-Yards	1-4	2-13

FLORIDA STATE FOOTBALL



NASHVILLE, Tenn. (AP) -- Andre Woodson threw four TD passes against Florida State and Kentucky won its second straight Music City Bowl, beating the Seminoles 35-28 on Monday for Bobby Bowden's first bowl loss in December.

Kentucky hadn't ended back-to-back seasons with bowl wins since 1951-52, but the Wildcats pulled off the feat in Nashville one year after surprising Clemson, coached by Bowden's son, Tommy.

As for the elder Bowden, who has led the Seminoles to 26 straight bowls and two national titles, his December bowl record finally has its first blemish at 7-1-1. Bowden is major college football's winningest coach with 373 victories -- one ahead of Penn State's Joe Paterno.

Woodson capitalized on the missing depth and finished the season with 40 touchdown passes, breaking Tim Couch's school-record 37 set in 1998. It was the 19th consecutive game with at least 200 passing yards and a scoring pass for Woodson, a senior who figures to be among the first quarterbacks taken in the NFL draft.

The Wildcats took the lead for good midway through the third quarter on Woodson's 2-yard slant to Rafael Little, who 126 yards on 26 carries. It was the 13th 100-yard rushing game for the senior running back, tying him for second on Kentucky's career list.

Florida State quarterback Drew Weatherford pulled the Seminoles to 28-21 with 8 minutes left on a 1-yard bootleg run -- his first career game with two rushing TDs.

Woodson immediately answered, dumping off a short pass that Steve Johnson took for 38 yards for his second TD reception. Johnson led all receivers with 126 yards.

Weatherford would add a TD pass to Greg Carr with just over 2 minutes remaining, and Florida State got the ball back at the 1-minute mark behind by one score.

Linebacker Micah Johnson appeared to come up with a game-icing interception, but a fumble gave the Seminoles another chance. Weatherford's last-second pass fell incomplete in the end zone.

GAME NOTES

WEATHERFORD SETS ACC RECORD STREAK

Quarterback Drew Weatherford broke the ACC and school record for consecutive pass attempts without throwing an interception in the first quarter. The previous record was held by Florida State's Chris Weinke at 237 consecutive passes. Weatherford was 6-for-8 for 50 yards in the first quarter. In the first half, Weatherford attempted 20 passes pushing his current record to 254 straight passes without an interception.

FIRST FOR CARTER AND ROLLE

Tony Carter's fumble recovery in the first quarter was the first of his career. He returned the fumble 51 yards to the Kentucky 47. On the same play, the fumble was caused by Myron Rolle, his first career caused fumble. Rolle has recovered a pair of fumbles this year.

CARR ECLIPSES 700 YARDS

With a 24-yard reception on a 3-and-10 play in the second quarter, Greg Carr joined DeCody Fagg with 700 plus yards receiving in 2007. Carr and Fagg became the first pair of FSU wideouts with 700 or more receiving yards a piece in the same season since 2003 when Crapponso Thorpe (994) and P.K. Sam (735) accomplished that feat.

PARKER MOVES INTO TOP 15

Sophomore Preston Parker made two receptions for 29 yards in the first half moving him into the Seminoles' all-time top-15 for catches in a single-season. Parker is now tied with Ron Sellers who recorded 56 receptions in 1966.

CARTER CONTINUES BOWL GAME SIX-CESS

Tony Carter recorded his fourth interception of the season on an Andre Woodson pass in the second quarter. He returned the pick 24 yards for his first touchdown of the season and third of his career. Carter had an 86-yard interception return for a touchdown in last year's Emerald Bowl victory against UCLA. His first career interception return for a touchdown came against Virginia in 2006, a 35-yard return. It also marks the fifth defensive touchdown by the Seminoles this season.

SMITH GOES OVER 100..AGAIN

Tailback Antone Smith rushed for 156 yards against Kentucky. It marks the third time this season and fourth game of his career that Smith has rushed for over 100 yards in a game. The 156 yards on the ground against the Wildcats also marks a career-high. This year Smith rushed for 146 yards against Duke and 114 yards against Miami. Drew Weatherford also finished the game with a career-high 61 yards rushing.

WEATHERFORD SEES STREAK END VERSUS THE CATS

With an interception in the fourth quarter, Weatherford's streak of consecutive pass attempts without throwing an interception came to an end at 270. The mark stands as both an ACC and FSU school record.

Kentucky vs Florida State (Dec 31, 2007 at Nashville, Tenn.)

Score by Qtr	1	2	3	4	Score	
Kentucky	7	7	14	7	35	Record: (8-5,3-5)
Florida State	7	7	0	14	28	Record: (7-6,4-4)

Scoring Summary:

1st 10:39	UK	Tamme 14 yd pass from Woodson (Seiber kick)
01:49	FS	Weatherford 6 yd run (Cismesia kick)
2nd 08:28	UK	Johnson 13 yd pass from Woodson (Seiber kick)
03:28	FS	Carter 24 yd interception return (Cismesia kick)
3rd 06:49	UK	Little 2 yd pass from Woodson (Seiber kick)
00:04	UK	Dixon 4 yd run (Seiber kick)
4th 08:02	FS	Weatherford 1 yd run (Cismesia kick)
05:19	UK	Johnson 38 yd pass from Woodson (Seiber kick)
02:14	FS	Carr 7 yd pass from Weatherford (Cismesia kick)

RUSHING: Kentucky-Rafael Little 28-152; Tony Dixon 4-17; Andre' Woodson 4-minus 26. Florida State-Antone Smith 17-156; Drew Weatherford 12-48; Preston Parker 2-1; Seddrick Holloway 1-0; Team 1-minus 1.

PASSING: Kentucky-Andre' Woodson 32-50-1-358. Florida State-Drew Weatherford 22-48-2-276; Preston Parker 0-1-0-0; Team 0-1-0-0.

RECEIVING: Kentucky-Rafael Little 8-50; Steve Johnson 7-124; Keenan Burton 7-56; Dicky Lyons 5-78; Jacob Tamme 3-35; Tony Dixon 1-8; Maurice Grinter 1-7. Florida State-Preston Parker 8-105; Greg Carr 6-99; DeCody Fagg 5-51; Rod Owens 2-10; Antone Smith 1-11.

	UK	FS
FIRST DOWNS	29	22
RUSHES-YARDS (NET)	36-143	33-204
PASSING YDS (NET)	358	276
Passes Att-Comp-Int	50-32-1	50-22-2
TOTAL OFFENSE PLAYS-YARDS	86-501	83-480
Fumble Returns-Yards	0-0	1-51
Punt Returns-Yards	2-36	1-16
Kickoff Returns-Yards	3-57	3-44
Interception Returns-Yards	2-34	1-24
Punts (Number-Avg)	5-39.8	6-41.7
Fumbles-Lost	5-3	1-0
Penalties-Yards	7-45	10-102
Possession Time	30:25	29:35
Third-Down Conversions	6 of 14	6 of 16
Fourth-Down Conversions	0 of 0	1 of 3
Red-Zone Scores-Chances	4-6	3-4

FINAL 2007 Florida State Football Stats
 Florida State Overall Team Statistics (as of Jan 02, 2008)
 All games

TEAM STATISTICS	FS	OPP
SCORING.....	303	298
Points Per Game.....	23.3	22.9
FIRST DOWNS.....	234	251
Rushing.....	85	92
Passing.....	132	134
Penalty.....	17	25
RUSHING YARDAGE.....	1659	1516
Yards gained rushing.....	1967	1961
Yards lost rushing.....	308	445
Rushing Attempts.....	447	454
Average Per Rush.....	3.7	3.3
Average Per Game.....	127.6	116.6
TDs Rushing.....	12	11
PASSING YARDAGE.....	3143	3190
Att-Comp-Int.....	466-256-10	464-264-17
Average Per Pass.....	6.7	6.9
Average Per Catch.....	12.3	12.1
Average Per Game.....	241.8	245.4
TDs Passing.....	15	24
TOTAL OFFENSE.....	4802	4706
Total Plays.....	913	918
Average Per Play.....	5.3	5.1
Average Per Game.....	369.4	362.0
KICK RETURNS: #-YARDS.....	49-918	55-1154
PUNT RETURNS: #-YARDS.....	33-359	24-180
INT RETURNS: #-YARDS.....	17-317	10-137
KICK RETURN AVERAGE.....	18.7	21.0
PUNT RETURN AVERAGE.....	10.9	7.5
INT RETURN AVERAGE.....	18.6	13.7
FUMBLES-LOST.....	21-12	23-11
PENALTIES-YARDS.....	108-870	101-857
Average Per Game.....	66.9	65.9
PUNTS-YARDS.....	76-3112	80-3108
Average Per Punt.....	40.9	38.8
Net punt average.....	35.9	32.6
TIME OF POSSESSION/GAME.....	30:24	29:35
3RD-DOWN CONVERSIONS.....	64/199	68/201
3rd-Down Pct.....	32%	34%
4TH-DOWN CONVERSIONS.....	8/18	8/17
4th-Down Pct.....	44%	47%
SACKS BY-YARDS.....	29-178	22-131
MISC YARDS.....	0	0
TOUCHDOWNS SCORED.....	32	38
FIELD GOALS-ATTEMPTS.....	27-34	11-19
ON-SIDE KICKS.....	1-3	0-2
RED-ZONE SCORES.....	39-48 81%	31-44 70%
RED-ZONE TOUCHDOWNS.....	21-48 44%	23-44 52%
PAT-ATTEMPTS.....	28-29 97%	33-34 97%
ATTENDANCE.....	402987	365819
Games/Avg Per Game.....	5/80597	6/60970
Neutral Site Games.....		2/77036

SCORE BY QUARTERS	1st	2nd	3rd	4th	Total
Florida State.....	53	83	83	84	- 303
Opponents.....	78	61	56	103	- 298

FINAL 2007 Florida State Football Stats

Florida State Overall Individual Statistics (as of Jan 02, 2008)

All games

RUSHING	GP-GS	Att	Gain	Loss	Net	Avg	TD	Long	Avg/G
Antone Smith	12-11	192	901	82	819	4.3	3	59	68.2
Preston Parker	13-5	52	304	34	270	5.2	2	20	20.8
Seddrick Holloway	13-5	26	130	1	129	5.0	0	40	9.9
Drew Weatherford	11-10	62	219	107	112	1.8	3	27	10.2
Xavier Lee	4-3	43	148	51	97	2.3	3	17	24.2
Jamaal Edwards	9-0	35	87	13	74	2.1	0	12	8.2
Christian Ponder	1-0	5	51	0	51	10.2	0	22	51.0
Marcus Sims	4-4	11	38	0	38	3.5	1	14	9.5
Joslin Shaw	8-0	1	24	0	24	24.0	0	24	3.0
Graham Gano	13-0	1	24	0	24	24.0	0	24	1.8
Damon McDaniel	5-0	3	22	0	22	7.3	0	9	4.4
Richard Goodman	9-6	1	12	0	12	12.0	0	12	1.3
Russell Ball	3-0	3	5	3	2	0.7	0	5	0.7
Greg Carr	12-7	1	2	0	2	2.0	0	2	0.2
D'Vontrey Richardson	3-0	2	0	2	-2	-1.0	0	0	-0.7
Team	10-0	9	0	15	-15	-1.7	0	0	-1.5
Total.....	13	447	1967	308	1659	3.7	12	59	127.6
Opponents.....	13	454	1961	445	1516	3.3	11	83	116.6

PUNT RETURNS	No.	Yds	Avg	TD	Long
Preston Parker	31	328	10.6	0	44
Rodney Gallon	1	0	0.0	0	0
Roosevelt Lawson	1	31	31.0	0	0
Total.....	33	359	10.9	0	44
Opponents.....	24	180	7.5	0	18

INTERCEPTIONS	No.	Yds	Avg	TD	Long
Patrick Robinson	6	87	14.5	0	32
Tony Carter	4	44	11.0	1	24
Dekoda Watson	1	40	40.0	1	40
Roger Williams	1	0	0.0	0	0
Anthony Houllis	1	20	20.0	0	20
J.R. Bryant	1	0	0.0	0	0
Michael Ray Garvin	1	43	43.0	1	43
Toddrick Verdell	1	45	45.0	1	45
Geno Hayes	1	38	38.0	1	38
Total.....	17	317	18.6	5	45
Opponents.....	10	137	13.7	2	36

PASSING	GP-GS	Effic	Cmp-Att-Int	Pct	Yds	TD	Lng	Avg/G
Drew Weatherford	11-10	118.50	181-318-3	56.9	2049	9	50	186.3
Xavier Lee	4-3	124.31	66-124-5	53.2	972	5	70	243.0
Christian Ponder	1-0	89.56	8-18-2	44.4	105	1	28	105.0
Team	10-0	0.00	0-3-0	0.0	0	0	0	0.0
Preston Parker	13-5	80.93	1-3-0	33.3	17	0	17	1.3
Total.....	13	117.92	256-466-10	54.9	3143	15	70	241.8
Opponents.....	13	124.39	264-464-17	56.9	3190	24	66	245.4

KICK RETURNS	No.	Yds	Avg	TD	Long
Michael Ray Garvin	35	697	19.9	0	52
Preston Parker	9	124	13.8	0	24
Joslin Shaw	4	93	23.2	0	47
Seddrick Holloway	1	4	4.0	0	4
Total.....	49	918	18.7	0	52
Opponents.....	55	1154	21.0	0	60

RECEIVING	GP-GS	No.	Yds	Avg	TD	Long	Avg/G
Preston Parker	13-5	62	791	12.8	3	58	60.8
De'Cody Fagg	13-11	54	758	14.0	5	70	58.3
Greg Carr	12-7	45	795	17.7	4	58	66.2
Antone Smith	12-11	22	203	9.2	0	28	16.9
Richard Goodman	9-6	20	184	9.2	2	50	20.4
Joslin Shaw	8-0	15	113	7.5	0	26	14.1
Charlie Graham	12-10	11	84	7.6	1	20	7.0
Rod Owens	11-0	6	55	9.2	0	18	5.0
Caz Piurowski	10-6	5	57	11.4	0	27	5.7
Marcus Sims	4-4	5	43	8.6	0	18	10.8
Damon McDaniel	5-0	4	35	8.8	0	26	7.0
Jamaal Edwards	9-0	3	2	0.7	0	3	0.2
Russell Ball	3-0	2	20	10.0	0	24	6.7
Seddrick Holloway	13-5	2	3	1.5	0	2	0.2
Total.....	13	256	3143	12.3	15	70	241.8
Opponents.....	13	264	3190	12.1	24	66	245.4

FUMBLE RETURNS	No.	Yds	Avg	TD	Long
Roger Williams	1	-1	-1.0	0	0
Tony Carter	1	51	51.0	0	51
Total.....	2	50	25.0	0	51
Opponents.....	2	43	21.5	1	27

FINAL 2007 Florida State Football Stats

Florida State Overall Individual Statistics (as of Jan 02, 2008)

All games

SCORING	----- PATs -----								
	TD	FGs	Kick	Rush	Rcv	Pass	DXP	Saf	Points
Gary Cismesia	0	27-34	28-29	0-0	0	0-0	0	0	109
Preston Parker	5	0-0	0-0	0-0	0	0-0	0	0	30
De'Cody Fagg	5	0-0	0-0	0-0	0	0-0	0	0	30
Greg Carr	4	0-0	0-0	0-0	0	0-0	0	0	24
Antone Smith	3	0-0	0-0	0-0	0	0-0	0	0	18
Drew Weatherford	3	0-0	0-0	0-1	0	0-0	0	0	18
Xavier Lee	3	0-0	0-0	0-0	0	0-0	0	0	18
Richard Goodman	2	0-0	0-0	0-0	0	0-0	0	0	12
Toddrick Verdell	1	0-0	0-0	0-0	0	0-0	0	0	6
Charlie Graham	1	0-0	0-0	0-0	0	0-0	0	0	6
Marcus Sims	1	0-0	0-0	0-0	0	0-0	0	0	6
Geno Hayes	1	0-0	0-0	0-0	0	0-0	0	0	6
Michael Ray Garvin	1	0-0	0-0	0-0	0	0-0	0	0	6
Dekoda Watson	1	0-0	0-0	0-0	0	0-0	0	0	6
Tony Carter	1	0-0	0-0	0-0	0	0-0	0	0	6
Team	0	0-0	0-0	0-0	0	0-0	0	1	2
Christian Ponder	0	0-0	0-0	0-0	0	0-2	0	0	0
Total.....	32	27-34	28-29	0-1	0	0-2	0	1	303
Opponents.....	38	11-19	33-34	0-1	1	1-3	0	1	298

TOTAL OFFENSE	G	Plays	Rush	Pass	Total	Avg/G
Drew Weatherford	11	380	112	2049	2161	196.5
Xavier Lee	4	167	97	972	1069	267.2
Antone Smith	12	192	819	0	819	68.2
Preston Parker	13	55	270	17	287	22.1
Christian Ponder	1	23	51	105	156	156.0
Seddrick Holloway	13	26	129	0	129	9.9
Jamaal Edwards	9	35	74	0	74	8.2
Marcus Sims	4	11	38	0	38	9.5
Joslin Shaw	8	1	24	0	24	3.0
Graham Gano	13	1	24	0	24	1.8
Damon McDaniel	5	3	22	0	22	4.4
Richard Goodman	9	1	12	0	12	1.3
Greg Carr	12	1	2	0	2	0.2
Russell Ball	3	3	2	0	2	0.7
D'Vontrey Richardson	3	2	-2	0	-2	-0.7
Team	10	12	-15	0	-15	-1.5
Total.....	13	913	1659	3143	4802	369.4
Opponents.....	13	918	1516	3190	4706	362.0

FIELD GOALS	FGM-FGA	Pct	01-19	20-29	30-39	40-49	50-99	Lg	Blk
Cismesia, G	27-34	79.4	0-0	8-9	11-12	6-9	2-4	60	0

FG SEQUENCE	Florida State	OPPONENTS
Clemson	(36)	(31)
UAB	(28),(40)	(27),31
Colorado	(31),(27),(37)	37,46
Alabama	46	-
NC State	51,26,(39),(28)	(23)
Wake Forest	-	(48)
Miami	(23),(31),(33),(45),(45)	(44)
Duke	(23),(41),39,(33),(35)	-
Boston College	48,(40),47,(29)	32,(35)
Virginia Tech	(41),(39),(50)	52,(22)
Maryland	(30)	(46),(29),46,(37)
Florida	(21),(38),(28),(60)	(35)
Kentucky	51	39,39

PUNTING	No.	Yds	Avg	Long	TB	FC	I20	Blkd
Graham Gano	59	2563	43.4	64	4	12	19	1
Brent Moody	16	549	34.3	49	6	1	8	0
Team	1	0	0.0	0	0	0	0	0
Total.....	76	3112	40.9	64	10	13	27	1
Opponents.....	80	3108	38.8	56	7	13	19	2

KICKOFFS	No.	Yds	Avg	TB	OB	Retn	Net	YdLn
Graham Gano	63	3843	61.0	12	0			
Gary Cismesia	6	291	48.5	0	0			
Total.....	69	4134	59.9	12	0	1154	39.7	30
Opponents.....	61	3705	60.7	11	1	918	42.1	27

Numbers in (parentheses) indicate field goal was made.

FINAL 2007 Florida State Football Stats

Florida State Overall Defensive Statistics (as of Jan 02, 2008)

All games

DEFENSIVE LEADERS	GP-GS	-----Tackles-----				TFL/Yds	-Sacks-	---Pass Def---			-Fumbles-		Blkd	
		Solo	Ast	Total				No-Yds	Int-Yds	BrUp	QBH	Rcv-Yds	FF	Kick
30 Derek Nicholson	13-13	46	53	99	8.0-19	0.5-3	.	3	.	.	1	.	.	
10 Geno Hayes	13-12	49	31	80	17.5-51	5.0-18	1-38	3	1	.	2	.	.	
8 Roger Williams	13-13	50	25	75	4.0-11	1.0-1	1-0	1	.	1--1	1	.	.	
3 Myron Rolle	13-13	36	31	67	1.5-1	.	.	2	.	2-0	1	.	.	
36 Dekoda Watson	12-12	32	18	50	8.0-28	3.0-17	1-40	4	.	1-0	.	.	.	
29 Michael Ray Garvin	13-8	31	18	49	0.5-1	.	1-43	2	
4 Tony Carter	13-13	37	8	45	4.0-7	.	4-44	6	.	1-51	.	.	.	
99 Everette Brown	13-9	24	13	37	11.5-54	6.5-41	.	3	.	.	1	.	.	
93 Letroy Guion	12-8	17	14	31	6.5-13	1.0-1	.	1	1	2-0	.	.	.	
21 Patrick Robinson	12-5	18	10	28	1.0-3	.	6-87	6	.	.	1	.	.	
7 Marcus Ball	9-0	13	11	24	1.5-9	1.0-8	.	3	.	1-0	.	.	.	
54 Paul Griffin	12-0	14	10	24	6.5-26	1.0-8	
98 Alex Boston	13-6	12	11	23	6.5-31	3.0-22	.	2	1	
24 Darius McClure	13-0	15	8	23	2.0-9	1.0-8	.	1	
72 Budd Thacker	8-8	12	11	23	4.5-5	
31 Toddrick Verdell	10-1	14	8	22	1.0-4	.	1-45	
96 Andre Fluellen	10-5	10	11	21	2.0-15	2.0-15	.	2	1	
46 Anthony Houllis	13-0	12	8	20	1.0-6	.	1-20	1	.	
59 Neefy Moffett	12-7	13	6	19	9.0-42	2.5-22	2	.	.	
20 Jamie Robinson	10-0	16	1	17	2.0-2	1-0	1	.	.	
41 Kendall Smith	13-1	6	8	14	
56 Kendrick Stewart	13-5	1	10	11	0.5-2	.	.	.	1	
18 J.R. Bryant	11-0	6	4	10	0.5-0	.	1-0	1	
23 Roosevelt Lawson	13-0	7	3	10	1	.	
49 Benjamin Lampkin	12-0	4	3	7	
22 Korey Mangum	11-0	4	3	7	
48 Recardo Wright	6-0	3	3	6	
94 Justin Mincey	12-4	3	2	5	2.5-13	0.5-2	.	1	1	
26 Anthony Leon	8-0	2	3	5	
19 Kenny Ingram	9-0	2	3	5	
80 Joslin Shaw	8-0	4	.	4	
44 Maurice Harris	5-0	4	.	4	
86 Rod Owens	11-0	3	1	4	
91 Emmanuel Dunbar	3-0	2	1	3	1.0-12	1.0-12	
9 Richard Goodman	9-6	2	1	3	
97 Eli Charles	12-0	1	1	2	
15 Ochuko Jenije	11-0	2	.	2	
5 Preston Parker	13-5	2	.	2	
65 Garrison Sanborn	13-0	.	1	1	
1B D'Vontrey Richardson	3-0	.	1	1	
73 Shannon Boatman	13-10	1	.	1	
88 Tyler Graves	1-0	.	1	1	
89 Greg Carr	12-7	1	.	1	1	.	.	
68 Jacky Claude	12-11	1	.	1	
42 Sedrick Holloway	13-5	1	.	1	
38 Sean Compton	8-0	.	1	1	
1 Xavier Lee	4-3	1	.	1	
78 Dustin Tremellen	1-0	1	.	1	
39 Rod Roberts	5-0	.	1	1	
14 Christian Ponder	1-0	1	.	1	
84 Chase Walker	5-0	.	1	1	
TM Team	10-0	1	
60 Ryan McMahon	13-13	1-0	.	.	.	
Total.....	13-0	536	358	894	103-364	29-178	17-317	41	6	10-50	11	2	1	
Opponents.....	13-0	512	400	912	96-287	22-131	10-137	47	27	12-43	13	1	1	

FINAL 2007 Florida State Football Stats
Florida State Combined Team Statistics (as of Jan 02, 2008)
All games

RECORD:	OVERALL	HOME	AWAY	NEUTRAL
ALL GAMES.....	(7-6-0)	(4-1-0)	(2-4-0)	(1-1-0)
CONFERENCE.....	(4-4-0)	(3-1-0)	(1-3-0)	(0-0-0)
NON-CONFERENCE.....	(3-2-0)	(1-0-0)	(1-1-0)	(1-1-0)

DATE	OPPONENT	W/L	SCORE	ATTEND	TEAM STATISTICS	FS	OPP
*Sep 3, 2007	at Clemson	L	18-24	83000	FIRST DOWNS.....	234	251
Sep 08, 2007	UAB	W	34-24	78673	Rushing.....	85	92
Sep 15, 2007	at Colorado	W	16-6	52951	Passing.....	132	134
Sep 29, 2007	vs #22 Alabama	W	21-14	85412	Penalty.....	17	25
*Oct 06, 2007	NC STATE	W	27-10	82214	RUSHING YARDAGE.....	1659	1516
*Oct 11, 2007	at Wake Forest	L	21-24	32906	Yards gained rushing...	1967	1961
*Oct 20, 2007	MIAMI	L	29-37	82728	Yards lost rushing.....	308	445
*Oct 27, 2007	DUKE	W	25-6	79159	Rushing Attempts.....	447	454
*Nov 03, 2007	at Boston College	W	27-17	40065	Average Per Rush.....	3.7	3.3
*Nov 10, 2007	at #11 Virginia Tech	L	21-40	66233	Average Per Game.....	127.6	116.6
*Nov 17, 2007	MARYLAND	W	24-16	80213	TDs Rushing.....	12	11
Nov 24, 2007	at #12 Florida	L	12-45	90664	PASSING YARDAGE.....	3143	3190
Dec 31, 2007	vs Kentucky	L	28-35	68661	Att-Comp-Int.....	466-256-10	464-264-17

RUSHING	GP-GS	Att	Gain	Loss	Net	Avg	TD	Long	Avg/G
Smith, A	12-11	192	901	82	819	4.3	3	59	68.2
Parker, P	13-5	52	304	34	270	5.2	2	20	20.8
Holloway, S	13-5	26	130	1	129	5.0	0	40	9.9
Weatherford, D	11-10	62	219	107	112	1.8	3	27	10.2
Lee, X	4-3	43	148	51	97	2.3	3	17	24.2
Edwards, J	9-0	35	87	13	74	2.1	0	12	8.2
Ponder, C	1-0	5	51	0	51	10.2	0	22	51.0
Sims, M	4-4	11	38	0	38	3.5	1	14	9.5
Gano, G	13-0	1	24	0	24	24.0	0	24	1.8
Shaw, J	8-0	1	24	0	24	24.0	0	24	3.0
McDaniel, D.	5-0	3	22	0	22	7.3	0	9	4.4
Goodman, R	9-6	1	12	0	12	12.0	0	12	1.3
Carr, G	12-7	1	2	0	2	2.0	0	2	0.2
Ball, R	3-0	3	5	3	2	0.7	0	5	0.7
Richardson, D	3-0	2	0	2	-2	-1.0	0	0	-0.7
Team	10-0	9	0	15	-15	-1.7	0	0	-1.5
Total.....	13	447	1967	308	1659	3.7	12	59	127.6
Opponents.....	13	454	1961	445	1516	3.3	11	83	116.6

Average Per Catch.....	12.3	12.1
Average Per Game.....	241.8	245.4
TDs Passing.....	15	24
TOTAL OFFENSE.....	4802	4706
Total Plays.....	913	918
Average Per Play.....	5.3	5.1
Average Per Game.....	369.4	362.0
KICK RETURNS: #-YARDS....	49-918	55-1154
PUNT RETURNS: #-YARDS....	33-359	24-180
INT RETURNS: #-YARDS....	17-317	10-137
FUMBLES-LOST.....	21-12	23-11
PENALTIES-YARDS.....	108-870	101-857
PUNTS-AVG.....	76-40.9	80-38.8
TIME OF POSSESSION/GAME..	30:24	29:35
3RD-DOWN CONVERSIONS....	64/199	68/201
4TH-DOWN CONVERSIONS....	8/18	8/17

PASSING	GP-GS	Effic	Cmp-Att-Int	Pct	Yds	TD	Lng	Avg/G
Weatherford, D	11-10	118.50	181-318-3	56.9	2049	9	50	186.3
Lee, X	4-3	124.31	66-124-5	53.2	972	5	70	243.0
Ponder, C	1-0	89.56	8-18-2	44.4	105	1	28	105.0
Team	10-0	0.00	0-3-0	0.0	0	0	0	0.0
Parker, P	13-5	80.93	1-3-0	33.3	17	0	17	1.3
Total.....	13	117.92	256-466-10	54.9	3143	15	70	241.8
Opponents.....	13	124.39	264-464-17	56.9	3190	24	66	245.4

INTERCEPTIONS	No.	Yds	Avg	TD	Long
Robinson, P	6	87	14.5	0	32
Carter, T	4	44	11.0	1	24
Garvin, M	1	43	43.0	1	43
Houllis, A	1	20	20.0	0	20
Watson, D	1	40	40.0	1	40
Hayes, G	1	38	38.0	1	38
Williams, R	1	0	0.0	0	0
Verdell, T	1	45	45.0	1	45
Bryant, J.R.	1	0	0.0	0	0
Total.....	17	317	18.6	5	45
Opponents.....	10	137	13.7	2	36

RECEIVING	GP-GS	No.	Yds	Avg	TD	Long	Avg/G
Parker, P	13-5	62	791	12.8	3	58	60.8
Fagg, D	13-11	54	758	14.0	5	70	58.3
Carr, G	12-7	45	795	17.7	4	58	66.2
Smith, A	12-11	22	203	9.2	0	28	16.9
Goodman, R	9-6	20	184	9.2	2	50	20.4
Shaw, J	8-0	15	113	7.5	0	26	14.1
Graham, C	12-10	11	84	7.6	1	20	7.0
Owens, R	11-0	6	55	9.2	0	18	5.0
Piurowski, C	10-6	5	57	11.4	0	27	5.7
Sims, M	4-4	5	43	8.6	0	18	10.8
McDaniel, D.	5-0	4	35	8.8	0	26	7.0
Edwards, J	9-0	3	2	0.7	0	3	0.2
Ball, R	3-0	2	20	10.0	0	24	6.7
Holloway, S	13-5	2	3	1.5	0	2	0.2
Total.....	13	256	3143	12.3	15	70	241.8
Opponents.....	13	264	3190	12.1	24	66	245.4

PUNTING	No.	Yds	Avg	Long	TB	FC	I20	Blkd
Gano, G	59	2563	43.4	64	4	12	19	1
Moody, B	16	549	34.3	49	6	1	8	0
Team	1	0	0.0	0	0	0	0	0
Total.....	76	3112	40.9	64	10	13	27	1
Opponents.....	80	3108	38.8	56	7	13	19	2

PUNT RETURNS	No.	Yds	Avg	TD	Long
Parker, P	31	328	10.6	0	44
Gallon, R	1	0	0.0	0	0
Lawson, R	1	31	31.0	0	0
Total.....	33	359	10.9	0	44
Opponents.....	24	180	7.5	0	18

FIELD GOALS	FGM-FGA	Pct	01-19	20-29	30-39	40-49	50-99	Lg	Blk
Cismesia, G	27-34	79.4	0-0	8-9	11-12	6-9	2-4	60	0

KICK RETURNS	No.	Yds	Avg	TD	Long
Garvin, M	35	697	19.9	0	52
Parker, P	9	124	13.8	0	24
Shaw, J	4	93	23.2	0	47
Holloway, S	1	4	4.0	0	4
Total.....	49	918	18.7	0	52
Opponents.....	55	1154	21.0	0	60

SCORING	TD	FGs	Kick	Rush	Rcv	Pass	DXP	Saf	Points
Cismesia, G	0	27-34	28-29	0-0	0	0-0	0	0	109
Parker, P	5	0-0	0-0	0-0	0	0-0	0	0	30
Fagg, D	5	0-0	0-0	0-0	0	0-0	0	0	30

ALL PURPOSE	G	Rush	Rec	PR	KOR	IR	Tot	Avg/G
Parker, P	13	270	791	328	124	0	1513	116.4
Smith, A	12	819	203	0	0	0	1022	85.2

FINAL 2007 Florida State Football Stats
 Florida State Game Results (as of Jan 02, 2008)
 All games

Date	Opponent	Score		Overall Record	Conference Record	Time	Attend
----	-----	-----		-----	-----	----	-----
* Sep 3, 2007	at Clemson	18-24	L	0- 1- 0	0- 1- 0	3:37	83000
Sep 08, 2007	UAB	W 34-24		1- 1- 0	0- 1- 0	3:35	78673
Sep 15, 2007	at Colorado	W 16-6		2- 1- 0	0- 1- 0	3:31	52951
Sep 29, 2007	vs #22 Alabama	W 21-14		3- 1- 0	0- 1- 0	3:44	85412
* Oct 06, 2007	NC STATE	W 27-10		4- 1- 0	1- 1- 0	4:10	82214
* Oct 11, 2007	at Wake Forest	21-24	L	4- 2- 0	1- 2- 0	3:40	32906
* Oct 20, 2007	MIAMI	29-37	L	4- 3- 0	1- 3- 0	3:51	82728
* Oct 27, 2007	DUKE	W 25-6		5- 3- 0	2- 3- 0	3:20	79159
* Nov 03, 2007	at Boston College	W 27-17		6- 3- 0	3- 3- 0	3:57	40065
* Nov 10, 2007	at #11 Virginia Tech	21-40	L	6- 4- 0	3- 4- 0	3:47	66233
* Nov 17, 2007	MARYLAND	W 24-16		7- 4- 0	4- 4- 0	3:20	80213
Nov 24, 2007	at #12 Florida	12-45	L	7- 5- 0	4- 4- 0	3:27	90664
Dec 31, 2007	vs Kentucky	28-35	L	7- 6- 0	4- 4- 0	4:12	68661

* indicates conference game

FINAL 2007 Florida State Football Stats
Florida State Team Game-by-Game (as of Jan 02, 2008)
All games

TEAM STATISTICS

Date	Opponent	---RUSHING---				--RECEIVING--				-----PASSING-----				--KICK RET--				--PUNT RET--				tot off		
		No.	Yds	TD	Lg	No.	Yds	TD	Lg	Cmp	Att	Int	Yds	TD	Lg	No	Yds	TD	Lg	No	Yds		TD	Lg
Sep 3, 2007	at Clemson.....	28	114	1	49	17	142	1	28	17-	35-	0	142	1	28	5	99	0	24	3	67	0	20	256
Sep 08, 2007	UAB.....	47	190	1	14	22	332	3	50	22-	35-	1	332	3	50	3	79	0	35	6	74	0	33	522
Sep 15, 2007	at Colorado.....	37	95	1	36	8	126	0	45	8-	18-	0	126	0	45	0	0	0	0	6	84	0	44	221
Sep 29, 2007	vs Alabama.....	35	82	1	13	19	266	2	70	19-	30-	1	266	2	70	2	35	0	23	2	9	0	9	348
Oct 06, 2007	NC STATE.....	35	124	1	40	16	257	1	53	16-	28-	0	257	1	53	1	29	0	29	0	0	0	0	381
Oct 11, 2007	at Wake Forest.....	24	47	1	17	24	283	2	58	24-	48-	2	283	2	58	5	96	0	27	4	20	0	16	330
Oct 20, 2007	MIAMI.....	47	158	1	36	14	208	0	29	14-	33-	2	208	0	29	4	103	0	52	2	1	0	1	366
Oct 27, 2007	DUKE.....	39	195	1	30	35	339	1	34	35-	47-	0	339	1	34	2	20	0	20	2	22	0	20	534
Nov 03, 2007	at Boston College.....	31	81	0	14	30	371	2	42	30-	46-	0	371	2	42	4	54	0	19	2	13	0	13	452
Nov 10, 2007	at Virginia Tech.....	28	116	0	24	13	151	1	28	13-	33-	2	151	1	28	7	121	0	28	1	13	0	13	267
Nov 17, 2007	MARYLAND.....	38	154	2	20	16	204	1	27	16-	26-	0	204	1	27	5	75	0	21	4	40	0	12	358
Nov 24, 2007	at Florida.....	25	99	0	24	20	188	0	18	20-	37-	0	188	0	18	8	163	0	47	0	0	0	0	287
Dec 31, 2007	vs Kentucky.....	33	204	2	59	22	276	1	31	22-	50-	2	276	1	31	3	44	0	19	1	16	0	16	480
Totals.....		447	1659	12	59	256	3143	15	70	256-	466-	10	3143	15	70	49	918	0	52	33	359	0	44	4802
Opponent.....		454	1516	11	83	264	3190	24	66	264-	464-	17	3190	24	66	55	1154	0	60	24	180	0	18	4706

Games played: 13
Avg per rush: 3.7
Avg per catch: 12.3
Pass efficiency: 117.92
Kick ret avg: 18.7
Punt ret avg: 10.9
All purpose avg/game: 492.0
Total offense avg/gm: 369.4

Date	Opponent	-----TACKLES-----			-SACKS-		-FUMBLE-			Pass Blkd		-Kicks--XPTS-					Pts
		Solo	Ast	Total	TFL-Yds	No-Yds	FF	FR-Yds	Int-Yds	QBH	Brk	Kick	Att	Mad	Run	Rcv	
Sep 3, 2007	at Clemson.....	39	43	82	8.0-27	2.0-10	1	1-0	0-0	2	2	1	1-1	0	0	1	18
Sep 08, 2007	UAB.....	36	18	54	2.0-12	1.0-10	2	2--1	0-0	0	5	0	4-4	0	0	0	34
Sep 15, 2007	at Colorado.....	48	29	77	10.0-40	2.0-15	0	0-0	2-20	2	5	0	1-1	0	0	0	16
Sep 29, 2007	vs Alabama.....	37	29	66	6.0-22	3.0-16	2	1-0	0-0	0	5	0	3-3	0	0	0	21
Oct 06, 2007	NC STATE.....	39	28	67	14.0-57	6.0-30	0	0-0	3-67	0	3	0	3-3	0	0	0	27
Oct 11, 2007	at Wake Forest.....	53	26	79	16.0-45	1.0-9	1	1-0	2-0	0	0	1	3-3	0	0	0	21
Oct 20, 2007	MIAMI.....	45	21	66	6.0-26	2.0-14	0	1-0	3-96	0	1	0	2-2	0	0	0	29
Oct 27, 2007	DUKE.....	30	16	46	8.0-27	1.0-9	0	0-0	1-0	0	2	0	2-1	0	0	0	25
Nov 03, 2007	at Boston College.....	38	16	54	4.0-4	0.0-0	1	1-0	3-38	0	5	0	3-3	0	0	0	27
Nov 10, 2007	at Virginia Tech.....	49	36	85	11.0-16	2.0-2	0	0-0	1-40	2	5	0	0-0	0	0	0	21
Nov 17, 2007	MARYLAND.....	44	16	60	9.0-42	5.0-32	0	0-0	1-32	0	4	0	3-3	0	0	0	24
Nov 24, 2007	at Florida.....	37	26	63	3.0-16	1.0-4	0	0-0	0-0	0	2	0	0-0	0	0	0	12
Dec 31, 2007	vs Kentucky.....	41	54	95	6.0-30	3.0-27	4	3-51	1-24	0	2	0	4-4	0	0	0	28
Totals.....		536	358	894	103.0-364	29.0-178	11	10-50	17-317	6	41	2	29-28	0	0	1	303
Opponent.....		512	400	912	96.5-287	22.0-131	13	12-43	10-137	27	47	1	34-33	0	1	1	298

Date	Opponent	-----PUNTING-----							--FIELD GOALS--				-----KICKOFFS-----					
		No	Yds	Avg	Long	Blkd	TB	FC	50+	I20	Att	Made	Lg	Blkd	No	Yds	Avg	TB
Sep 3, 2007	at Clemson.....	9	334	37.1	48	0	0	1	0	0	1-1	36	0	4	243	60.8	0	0
Sep 08, 2007	UAB.....	3	139	46.3	54	0	1	1	1	0	2-2	40	0	7	474	67.7	2	0
Sep 15, 2007	at Colorado.....	8	374	46.8	56	0	2	0	3	3	3-3	37	0	5	347	69.4	2	0
Sep 29, 2007	vs Alabama.....	8	301	37.6	54	0	1	2	1	4	1-0	0	0	4	280	70.0	3	0
Oct 06, 2007	NC STATE.....	3	136	45.3	52	0	0	1	1	1	4-2	39	0	5	271	54.2	0	0
Oct 11, 2007	at Wake Forest.....	9	371	41.2	50	0	0	3	1	5	0-0	0	0	4	197	49.2	0	0
Oct 20, 2007	MIAMI.....	3	131	43.7	50	0	0	1	1	2	5-5	45	0	8	470	58.8	1	0
Oct 27, 2007	DUKE.....	2	51	25.5	32	0	0	0	0	1	5-4	41	0	7	426	60.9	1	0
Nov 03, 2007	at Boston College.....	6	250	41.7	64	0	0	0	2	4	4-2	40	0	6	263	43.8	0	0
Nov 10, 2007	at Virginia Tech.....	7	296	42.3	53	0	0	0	1	4	3-3	50	0	6	350	58.3	0	0
Nov 17, 2007	MARYLAND.....	8	313	39.1	54	0	3	3	1	2	1-1	30	0	5	344	68.8	1	0
Nov 24, 2007	at Florida.....	4	166	41.5	53	0	0	1	1	0	4-4	60	0	4	212	53.0	1	0
Dec 31, 2007	vs Kentucky.....	6	250	41.7	63	1	3	0	3	1	1-0	0	0	4	257	64.2	1	0
Totals.....		76	3112	40.9	64	1	10	13	16	27	34-27	60	0	69	4134	59.9	12	0
Opponent.....		80	3108	38.8	56	2	7	13	14	19	19-11	48	0	61	3705	60.7	11	1

FINAL 2007 Florida State Football Stats
Florida State Game Superlatives (as of Jan 02, 2008)
All games

INDIVIDUAL GAME HIGHS

Rushes.....	23	Antone Smith vs Duke (Oct 27, 2007)
Yards Rushing.....	156	Antone Smith vs Kentucky (Dec 31, 2007)
TD Rushes.....	2	Drew Weatherford vs Kentucky (Dec 31, 2007)
Long Rush.....	59	Antone Smith vs Kentucky (Dec 31, 2007)
Pass attempts.....	48	Drew Weatherford vs Kentucky (Dec 31, 2007)
Pass completions....	35	Drew Weatherford vs Duke (Oct 27, 2007)
Yards Passing.....	354	Drew Weatherford at Boston College (Nov 03, 2007)
TD Passes.....	3	Drew Weatherford vs UAB (Sep 08, 2007)
Long Pass.....	70	Xavier Lee vs Alabama (Sep 29, 2007)
Receptions.....	11	Richard Goodman vs Duke (Oct 27, 2007)
Yards Receiving.....	140	Greg Carr vs NC State (Oct 06, 2007)
TD Receptions.....	2	De'Cody Fagg vs Alabama (Sep 29, 2007)
Long Reception.....	70	De'Cody Fagg vs Alabama (Sep 29, 2007)
Field Goals.....	5	Gary Cismesia vs Miami (Oct 20, 2007)
Long Field Goal.....	60	Gary Cismesia at Florida (Nov 24, 2007)
Punts.....	9	Graham Gano at Clemson (Sep 3, 2007)
Punting Avg.....	57.0	Graham Gano vs Kentucky (Dec 31, 2007)
Long Punt.....	64	Graham Gano at Boston College (Nov 03, 2007)
Long Punt Return....	44	Preston Parker at Colorado (Sep 15, 2007)
Long Kickoff Return.	52	Michael Ray Garvin vs Miami (Oct 20, 2007)
Tackles.....	13	Derek Nicholson vs Kentucky (Dec 31, 2007)
Sacks.....	2.0	Everette Brown vs Alabama (Sep 29, 2007) Geno Hayes vs NC State (Oct 06, 2007)
Tackles For Loss....	4.0	Geno Hayes at Wake Forest (Oct 11, 2007)
Interceptions.....	2	Tony Carter at Colorado (Sep 15, 2007)

FINAL 2007 Florida State Football Stats
Florida State Game Superlatives (as of Jan 02, 2008)
All games

TEAM GAME HIGHS

Rushes.....	47	vs UAB (Sep 08, 2007) vs Miami (Oct 20, 2007)
Yards Rushing.....	204	vs Kentucky (Dec 31, 2007)
Yards Per Rush.....	6.2	vs Kentucky (Dec 31, 2007)
TD Rushes.....	2	vs Maryland (Nov 17, 2007) vs Kentucky (Dec 31, 2007)
Pass attempts.....	50	vs Kentucky (Dec 31, 2007)
Pass completions....	35	vs Duke (Oct 27, 2007)
Yards Passing.....	371	at Boston College (Nov 03, 2007)
Yards Per Pass.....	9.5	vs UAB (Sep 08, 2007)
TD Passes.....	3	vs UAB (Sep 08, 2007)
Total Plays.....	86	vs Duke (Oct 27, 2007)
Total Offense.....	534	vs Duke (Oct 27, 2007)
Yards Per Play.....	6.4	vs UAB (Sep 08, 2007)
Points.....	34	vs UAB (Sep 08, 2007)
Sacks By.....	6	vs NC State (Oct 06, 2007)
First Downs.....	30	vs Duke (Oct 27, 2007)
Penalties.....	12	vs UAB (Sep 08, 2007)
Penalty Yards.....	131	vs UAB (Sep 08, 2007)
Turnovers.....	5	vs Miami (Oct 20, 2007)
Interceptions By....	3	vs NC State (Oct 06, 2007) vs Miami (Oct 20, 2007) at Boston College (Nov 03, 2007)

9/6/08



GRIGG
CARROLL

9/13/08



9/20/08



TONY
CARROLL

9/27/08



10/4/08



10/16/08



10/25/08



11/1/08



DEREK
NICHOLSON

11/8/08



MYRON
ROHLE

11/15/08



DREW

11/22/08



DENNIS
MURPHY

11/29/08



RODNEY
HUDSON

RYAN
MCMAHON

