

PASSING

INDIVIDUAL RECORDS

MOST PASSES ATTEMPTED

Game: 67, Danny Kanell vs. Virginia, Nov. 2, 1995
Season: 431, Chris Weinke, 2000
Career: 1,107, Chris Weinke, 1997-2000

MOST YARDS PER ATTEMPT


Game: (Min. 15 atts.) - 15.5 (482-31), Peter Tom Willis vs. Memphis State, Nov. 18, 1989
Season: (Min. 100 atts.) - 9.7 (4,167-431), Chris Weinke, 2000
Career: (Min. 300 atts.) - 8.9 (9,839-1,107), Chris Weinke, 1997-2000

MOST YARDS PER COMPLETION

Game: (Min. 15 atts.) - 25.0 (325-13), Casey Weldon vs. Florida, Dec. 1, 1990
Season: (Min. 100 atts.) - 17.1 (2,487-145), Chris Weinke, 1998
Career: (Min. 300 atts.) - 15.14 (9,839-650), Chris Weinke, 1997-2000

MOST TOUCHDOWN PASSES

Game: 6, Peter Tom Willis vs. Memphis State, Nov. 18, 1989, Chris Weinke vs. Maryland, Nov. 13, 1999
Season: 33, Chris Weinke, 2000
Career: 79, Chris Weinke, 1997-2000



Chris Weinke

Peter Tom Willis

CONSECUTIVE GAMES WITH A TOUCHDOWN PASS

Career: 16, Chris Weinke, 1997-2000

HIGHEST COMPLETION PERCENTAGE

Game: (Min. 15 atts.) - 87.5 (28-32), Danny Kanell vs. N.C. State, Sept. 16, 1995
Season: (Min. 100 atts.) - 69.5 (264-380), Charlie Ward, 1993
Career: (Min. 300 atts.) - 62.3 (473-759), Charlie Ward, 1989-93

HIGHEST PASSING EFFICIENCY RATING

Season: (Min. 10 atts./game) - 163.09, Chris Weinke, 2000
Career: (Min. 15 cmp./game) - 148.5, Peter Tom Willis, 1986-89

LONGEST PASS

Game: 98, Chris Weinke to Marvin Minnis, Nov. 4, 2000

MOST 200-YARD GAMES

Season: 11, Chris Weinke, 2000
Career: 34, Chris Weinke, 1997-2000

CONSECUTIVE 200-YARD GAMES

Career: 20, Chris Weinke, 1997-2000

MOST 300-YARD GAMES

Season: 7, Danny Kanell, 1995, Chris Weinke, 2000
Career: 13, Chris Weinke, 1997-00

CONSECUTIVE 300-YARD GAMES

Season: 3, by several players
Career: 3, Kim Hammond, 1967; Peter Tom Willis, 1989; Danny Kanell, 1995; Chris Weinke, 2000; Chris Rix, 2001

LOWEST INTERCEPTION PERCENTAGE

Season: (Min. 100 atts.) - .015 (4-380), Charlie Ward, 1993
Career: (Min. 300 atts.) - .0289 (32-1107), Chris Weinke, 1997-2000

MOST INTERCEPTIONS THROWN

Game: 6, Chris Weinke vs. NC State, Sept. 12, 1998
Season: 23, Gary Huff, 1972
Career: 42, Gary Huff, 1970-72

LONGEST TD PASSES

- 98 yards, Chris Weinke to Snoop Minnis vs. Clemson, 2000
- 96 yards, Jimmy Jordan to Kurt Unglaub vs. Virginia Tech, 1976
- 95 yards, Jimmy Black to Rudy Thomas vs. Southern Mississippi, 1976
- 93 yards, Chip Ferguson to Lawrence Dawsey vs. Southern Mississippi, 1988
- 91 yards, Jimmy Black to Kurt Unglaub vs. North Texas State, 1976
- 88 yards, Casey Weldon to Amp Lee vs. Tulane, 1989
- 88 yards, Gary Huff to Barry Smith vs. Kansas, 1971
- 86 yards, Charlie Ward to Tamarick Vanover vs. Virginia, 1993
- 86 yards, Gary Pajcic to Ron Sellers vs. Wake Forest, 1966
- 84 yards, Chris Weinke to Ron Dugans vs. Duke, 1999
- 83 yards, Blair Williams to Dennis McKinnon vs. South Carolina, 1982
- 82 yards, Gary Pajcic to Ron Sellers vs. Maryland, 1968


SINGLE-GAME YARDS

1. Chris Weinke	Duke	2000	536
2. Chris Weinke	Clemson	2000	521
3. Bill Cappleman	Memphis State	1969	508
4. Chris Weinke	Miami	2000	496
5. Peter Tom Willis	Memphis State	1989	482
6. Thad Busby	NC State	1997	463
7. Danny Kanell	Virginia	1995	454
8. Charlie Ward	Florida	1993	446
9. Chris Weinke	Georgia Tech	2000	443
10. Bill Cappleman	South Carolina	1968	437
11. Danny Kanell	Maryland	1994	427
12. Peter Tom Willis	Nebraska (Fiesta Bowl)	1990	422
13. Gary Huff	Houston	1972	409
14. Thad Busby	Georgia Tech	1997	399
15. Charlie Ward	Maryland	1992	395
16. Thad Busby	Wake Forest	1997	390
17. Danny McManus	Nebraska (Fiesta Bowl)	1988	375
18. Gary Huff	Virginia Tech	1971	374
19. Chris Rix	Clemson	2001	369
20. Chris Weinke	Florida	2001	353




Chris Weinke

Charlie Ward




Casey Weldon

Gary Huff



Kim Hammond

Charlie Ward



Steve Tensi

YEAR-BY-YEAR PASSING

YEAR	NAME	ATT	COMP	INT	YDS	TD
1955	Len Swantic	73	37	5	576	2
1956	Lee Corso	59	32	5	369	5
1957	Bobby Renn	54	23	4	263	2
1958	Vic Prinzi	71	40	5	480	7
1959	Joe Majors	168	90	7	1063	7
1960	Ed Trancygier	97	38	10	552	6
1961	Eddie Feely	83	48	3	471	4
1962	Steve Tensi	121	60	2	736	6
1963	Steve Tensi	147	71	9	915	9
1964	Steve Tensi	204	121	10	1681	14
1965	Ed Pritchett	247	110	14	1225	5
1966	Gary Pajcic	232	125	9	1590	8
1967	Kim Hammond	241	140	10	1991	15
1968	Bill Cappleman	287	162	11	2410	25
1969	Bill Cappleman	344	183	18	2467	14
1970	Tommy Warren	190	97	10	1594	11
1971	Gary Huff	327	184	18	2736	23
1972	Gary Huff	385	206	23	2893	25
1973	Billy Sexton	128	51	12	754	4
1974	Ron Coppess	145	78	7	817	2
1975	Clyde Walker	203	117	8	1619	10
1976	Jimmy Black	179	104	9	1535	9
1977	Wally Woodham	154	94	9	1270	8
1978	Jimmy Jordan	199	108	9	1427	14
1979	Jimmy Jordan	180	87	14	1173	13
1980	Rick Stockstill	201	121	8	1377	15
1981	Rick Stockstill	238	122	14	1356	11
1982	Kelly Lowrey	217	113	8	1671	11
1983	Kelly Lowrey	233	131	12	1720	12
1984	Eric Thomas	161	78	4	1218	14
1985	Chip Ferguson	130	70	8	990	11
1986	Danny McManus	112	65	2	872	7
1987	Danny McManus	264	138	9	1964	14
1988	Chip Ferguson	194	122	11	1714	16
1989	Peter Tom Willis	346	211	9	3124	20
1990	Casey Weldon	182	112	4	1600	12
1991	Casey Weldon	313	189	8	2527	22
1992	Charlie Ward	365	204	17	2647	22
1993	Charlie Ward	380	264	4	3032	27
1994	Danny Kanell	390	227	13	2781	17
1995	Danny Kanell	402	257	13	2957	32
1996	Thad Busby	243	134	12	1866	16
1997	Thad Busby	390	235	10	3317	25
1998	Chris Weinke	286	145	10	2487	19
1999	Chris Weinke	377	232	14	3103	25
2000	Chris Weinke	431	266	11	4167	33
2001	Chris Rix	286	165	13	2734	24

SEASON YARDS

1.	Chris Weinke	2000	4167
2.	Thad Busby	1997	3317
3.	Peter Tom Willis	1989	3124
4.	Chris Weinke	1999	3103
5.	Charlie Ward	1993	3032
6.	Danny Kanell	1995	2957
7.	Gary Huff	1972	2893
8.	Danny Kanell	1994	2781
9.	Gary Huff	1971	2736
10.	Chris Rix	2001	2734
11.	Charlie Ward	1992	2647
12.	Casey Weldon	1991	2527
13.	Chris Weinke	1998	2487
14.	Bill Cappleman	1969	2467
15.	Bill Cappleman	1968	2410
16.	Kim Hammond	1967	1991

CAREER YARDS

1.	Chris Weinke	(97-00)	9839
2.	Gary Huff	(70-72)	6378
3.	Danny Kanell	(92-95)	6372
4.	Thad Busby	(94-97)	5916
5.	Charlie Ward	(89-93)	5747
6.	Bill Cappleman	(67-69)	4904
7.	Casey Weldon	(88-91)	4628
8.	Peter Tom Willis	(86-89)	4291
9.	Jimmy Jordan	(76-79)	4144
10.	Chip Ferguson	(85-88)	3846
11.	Wally Woodham	(75, 77-79)	3550
12.	Kelly Lowrey	(80-83)	3469

SINGLE-GAME COMPLETIONS

1.	Danny Kanell	Georgia Tech	1995	41
2.	Danny Kanell	Florida	1994	40
3.	Charlie Ward	Florida	1993	38
4.	Chris Weinke	Duke	2000	37
	Kim Hammond	Penn State (Gator Bowl)	1967	37
6.	Chris Weinke	BYU	2000	32
	Danny Kanell	Virginia	1995	32
8.	Charlie Ward	Notre Dame	1993	31
	Bill Cappleman	Memphis State	1969	31
10.	Thad Busby	Georgia Tech	1997	30
11.	Chris Weinke	Miami	2000	29
12.	Danny Kanell	N.C. State	1995	28
	Danny Kanell	Wake Forest	1995	28

	Danny McManus	Nebraska (Fiesta Bowl)	1988	28
	Kelly Lowrey	East Carolina	1983	28
	Gary Pajcic	Virginia Tech	1966	28
17.	Chris Weinke	Clemson	2000	27
	Charlie Ward	North Carolina State	1993	27
	Charlie Ward	North Carolina	1993	27
	Charlie Ward	Florida	1992	27
	Gary Huff	Florida	1972	27
	Gary Huff	Houston	1972	27
	Thad Busby	Wake Forest	1997	27

SEASON COMPLETIONS

1.	Chris Weinke	2000	431	266
2.	Charlie Ward	1993	380	264
3.	Danny Kanell	1995	402	257
4.	Thad Busby	1997	390	235
5.	Danny Kanell	1994	380	227
6.	Peter Tom Willis	1989	346	211
7.	Gary Huff	1972	385	206
8.	Charlie Ward	1992	365	204
9.	Casey Weldon	1991	313	189
10.	Gary Huff	1971	327	184
11.	Bill Cappleman	1969	344	183
12.	Chris Rix	2001	286	165
13.	Bill Cappleman	1968	287	162

CAREER COMPLETIONS

1.	Chris Weinke	(97-00)	1107	650
2.	Danny Kanell	(92-95)	851	529
3.	Charlie Ward	(89-93)	759	473
4.	Gary Huff	(70-72)	796	436
5.	Thad Busby	(94-97)	694	411
6.	Bill Cappleman	(67-69)	636	349
7.	Casey Weldon	(88-91)	545	323
8.	Peter Tom Willis	(86-89)	500	304
9.	Jimmy Jordan	(76-79)	594	297
10.	Chip Ferguson	(85-88)	496	281
11.	Wally Woodham	(75, 77-79)	476	273
12.	Kelly Lowrey	(80-83)	464	252
	Steve Tensi	(62-64)	472	252

SEASON TD PASSES

1.	Chris Weinke	2000	33
2.	Danny Kanell	1995	32
3.	Charlie Ward	1993	27
4.	Chris Weinke	1999	25
	Thad Busby	1997	25
	Gary Huff	1972	25
	Bill Cappleman	1968	25
8.	Chris Rix	2001	24
9.	Gary Huff	1971	23
10.	Charlie Ward	1992	22
	Casey Weldon	1991	22
12.	Peter Tom Willis	1989	20
13.	Chris Weinke	1998	19
14.	Danny Kanell	1994	17
15.	Thad Busby	1996	16
	Chip Ferguson	1988	16
17.	Rick Stockstill	1980	15
	Kim Hammond	1967	15

CAREER TD PASSES

1.	Chris Weinke	(97-00)	79
2.	Danny Kanell	(92-95)	57
3.	Gary Huff	(70-72)	52
4.	Charlie Ward	(89-93)	49
5.	Thad Busby	(94-97)	46
6.	Casey Weldon	(88-91)	41
7.	Jimmy Jordan	(76-79)	39
	Bill Cappleman	(67-69)	39
9.	Chip Ferguson	(85-88)	34
10.	Peter Tom Willis	(86-89)	33
11.	Steve Tensi	(62-64)	28
12.	Rick Stockstill	(77, 79-81)	26
13.	Danny McManus	(84-87)	25

ATTEMPTS IN A GAME

1.	Danny Kanell	Virginia	1995	67
2.	Chris Weinke	Miami	2000	58
	Gary Huff	Florida	1972	58
4.	Danny Kanell	Florida	1994	53
	Charlie Ward	Florida	1993	53
	Kim Hammond	Penn State (Gator Bowl)	1967	53
	Gary Pajcic	Virginia Tech	1966	53
8.	Danny Kanell	Georgia Tech	1995	51
	Casey Weldon	Florida	1991	51
	Danny McManus	Nebraska (Fiesta Bowl)	1988	51
	Gary Huff	Houston	1972	51
12.	Chris Weinke	BYU	2000	50
	Charlie Ward	Notre Dame	1993	50
	Bill Cappleman	Memphis State	1969	50

CONSECUTIVE 300-YARD GAMES

	Chris Rix	2001	3
	Chris Weinke	2000	3
	Danny Kanell	1995	3
	Peter Tom Willis	1989	3
	Kim Hammond	1967	3
	Chris Weinke	1999	2

	Thad Busby	1997	2
	Danny Kanell	1994	2
	Charlie Ward	1993	2
	Peter Tom Willis	1989	2
	Gary Huff	1971	2
	Bill Cappleman	1968	2
	Chris Weinke	1998	2

CAREER 300-YARD GAMES

	Chris Weinke	1997-2000	13
	Danny Kanell	1992-95	10
	Thad Busby	1993-97	8
	Gary Huff	1970-72	7
	Chris Weinke	1997-present	6
	Charlie Ward	1989-93	6
	Peter Tom Willis	1986-89	6
	Bill Cappleman	1967-69	5
	Kim Hammond	1966-67	4
	Chris Rix	2001	3
	Casey Weldon	1988-93	2


TEAM RECORDS

SINGLE-GAME

Most Passes Attempted	68	vs. Virginia	Nov. 2, 1995
Most Passes Attempted, Both Teams	109	vs. Maryland	Nov. 18, 1995
Most Passes Completed	40	vs. Florida	Nov. 26, 1994
Most Passes Completed, Both Teams	81	vs. Maryland	Nov. 18, 1995
Highest Percentage Completed (Min. 20 atts.)	78.3 (36-46)	vs. N.C. State	Sept. 16, 1995
Most Interceptions Thrown	7	vs. South Carolina	Nov. 10, 1984
Most Yards Gained	536	vs. Duke	Oct. 14, 2000
Most Yards Gained, Both Teams	876	vs. Maryland	Nov. 18, 1995
Touchdown Passes	7	vs. N.C. State	Sept. 16, 1995

SINGLE-SEASON

Most Passes Attempted	469	1993, 2000
Most Passes Completed	327	1993
Highest Average Per Attempt	8.91	1989 (3,448-387)
Highest Average Per Completion	16.3	1984 (1,938-119)
Most Yards	4,608	2000
Most Yards Per Game	384.0	2000 (4,608-12)
Highest Completion Percentage	69.7	1993 (327-469)
Most TD Passes	37	1993
Highest Passing Efficiency Rating Points	163.73	2000



Danny Kanell

Gary Huff



Charlie Ward

ALL-TIME 300-YARD PASSING GAMES

536	Chris Weinke	Duke	2000
521	Chris Weinke	Clemson	2000
508	Bill Cappleman	Memphis State	1969
482	Peter Tom Willis	Memphis State	1989
463	Thad Busby	NC State	1997
454	Danny Kanell	Virginia	1995
446	Charlie Ward	Florida	1993
443	Chris Weinke	Georgia Tech	2000
437	Bill Cappleman	South Carolina	1968
427	Danny Kanell	Maryland	1994
421	Danny Kanell	Florida	1994
409	Gary Huff	Houston	1972
399	Thad Busby	Georgia Tech	1997
395	Charlie Ward	Maryland	1992
394	Danny Kanell	Duke	1994
390	Thad Busby	Wake Forest	1997
374	Gary Huff	Virginia Tech	1971
372	Bill Cappleman	Tulsa	1969
369	Chris Rix	Clemson	2001
369	Kim Hammond	Mississippi State	1967
366	Gary Huff	South Carolina	1971
365	Bill Cappleman	Wake Forest	1968
362	Peter Tom Willis	South Carolina	1989
362	Kim Hammond	Penn State	1967
357	Eric Thomas	Auburn	1984
354	Chris Weinke	Wake Forest	1999
353	Chris Weinke	Florida	2000
351	Jimmy Black	Southern Miss	1976
351	Bill Cappleman	Houston	1968
350	Chris Rix	Maryland	2001
347	Casey Weldon	Syracuse	1991
347	Gary Huff	Arizona State	1971
346	Danny Kanell	Maryland	1995
345	Chris Rix	Wake Forest	2001
342	Danny Kanell	Wake Forest	1995
341	Danny Kanell	Maryland	1993
338	Peter Tom Willis	Virginia Tech	1989
332	Chris Weinke	Miami	1999
332	Thad Busby	Clemson	1997
331	Charlie Ward	Florida	1992
330	Danny Kanell	Virginia	1994
329	Gary Huff	Miami	1972
326	Chris Rix	Virginia Tech	2001
325	Gary Huff	Florida	1972
324	Chris Weinke	Wake Forest	2000
324	Peter Tom Willis	Tulane	1989
322	Charlie Ward	Virginia	1993
322	Kelly Lowery	East Carolina	1983
319	Peter Tom Willis	Florida	1989
318	Chris Weinke	BYU	2000
317	Charlie Ward	Clemson	1993
316	Chris Weinke	Miami	1998



Casey Weldon & Brad Johnson

316	Thad Busby	Virginia	1996
314	Kim Hammond	Virginia Tech	1967
313	Joe Majors	Tampa	1959
312	Jimmy Jordan	LSU	1979
312	Gary Pajcic	Virginia Tech	1966
310	Danny Kanell	NC State	1995
308	Thad Busby	Maryland	1997
305	Chris Rix	NC State	2001
305	Casey Weldon	Florida	1991
304	Chris Weinke	Maryland	1999
304	Thad Busby	Clemson	1996
303	Charlie Ward	North Carolina	1993
303	Steve Tensi	Oklahoma	1965
302	Chris Weinke	Clemson	1998
302	Thad Busby	Southern Mississippi	1996
302	Danny Kanell	Georgia Tech	1995
302	Kim Hammond	Memphis State	1967
301	Peter Tom Willis	LSU	1989
300	Gary Huff	Kansas	1971

300-YARD PASSING BY PLAYER

CHRIS WEINKE:
 536 Yds., Duke, 2000.
 521 Yds., Clemson, 2000.
 443 Yds., Ga. Tech, 2000.
 354 Yds., Wake Forest, 1999.
 353 Yds., Florida, 2000.
 332 Yds., Miami, 1999.
 324 Yds., Wake Forest, 2000.
 318 Yds., BYU, 2000.
 316 Yds., Miami, 1998.
 304 Yds., Maryland, 1999.
 302 Yds., Clemson, 1998.

DANNY KANELL:
 454 Yds., Virginia, 1995.
 427 Yds., Maryland, 1994.
 421 Yds., Florida, 1994.
 394 Yds., Duke, 1994.
 346 Yds., Maryland, 1995.
 342 Yds., Wake Forest, 1995.
 341 Yds., Maryland, 1993.
 330 Yds., Virginia, 1994.
 310 Yds., N.C. State, 1995.
 302 Yds., Ga. Tech, 1995.

THAD BUSBY:
 463 Yds., N.C. State, 1997.
 399 Yds., Ga. Tech, 1997.
 390 Yds., Wake Forest, 1997.
 332 Yds., Clemson, 1997.
 316 Yds., Virginia, 1996.
 308 Yds., Maryland, 1997.
 304 Yds., Clemson, 1996.
 302 Yds., So. Miss., 1996.

GARY HUFF:
 409 Yds., Houston, 1972.
 374 Yds., Va. Tech., 1971.
 366 Yds., South Carolina, 1971.
 347 Yds., Arizona St., 1971.
 329 Yds., Miami, 1972.
 325 Yds., Florida, 1972.
 300 Yds., Kansas, 1971.

PETER TOM WILLIS:
 482 Yds., Memphis St., 1989.
 362 Yds., South Carolina, 1989.
 338 Yds., Virginia Tech, 1989.
 324 Yds., Tulane, 1989.
 319 Yds., Florida, 1989.
 301 Yds., LSU, 1989.

CHARLIE WARD:
 446 Yds., Florida, 1993.
 395 Yds., Maryland, 1992.
 331 Yds., Florida, 1992.
 322 Yds., Virginia, 1993.
 317 Yds., Clemson, 1993.



Vic Prinzi, Coach Tom Nugent & Bobby Renn

303 Yds., North Carolina, 1993.

BILL CAPPLEMAN:
 508 Yds., Memphis St., 1969.
 437 Yds., South Carolina, 1968.
 372 Yds., Tulsa, 1969.
 365 Yds., Wake Forest, 1968.
 351 Yds., Houston, 1968.

KIM HAMMOND:
 369 Yds., Miss. St., 1967.
 362 Yds., Penn St., 1967.
 314 Yds., Virginia Tech, 1967.
 302 Yds., Memphis St., 1967.

CASEY WELDON:
 347 Yds., Syracuse, 1991.
 305 Yds., Florida, 1991.

ERIC THOMAS:
 357 Yds., Auburn, 1984.

SEASON RECORDS

MOST ATTEMPTS

1. 469 in 1993
2. 465 in 1995
3. 441 in 1994
4. 440 in 1997
5. 423 in 1999
6. 390 in 1991
7. 389 in 1972
8. 387 in 1992
9. 387 in 1989
10. 369 in 1978

MOST COMPLETIONS

1. 327 in 1993
2. 297 in 1995
3. 290 in 2000
4. 264 in 1994
5. 262 in 1997
6. 250 in 1999
7. 234 in 1991
8. 230 in 1989
9. 222 in 1990
10. 214 in 1992

HIGHEST COMPLETION PERCENTAGE

1. 69.7 in 1993
2. 63.9 in 1995
3. 63.8 in 1990
4. 61.8 in 2000
5. 60.0 in 1991
6. 59.9 in 1994
7. 59.5 in 1997
8. 59.5 in 1999
9. 59.4 in 1989
10. 59.0 in 1964

MOST TIMES INTERCEPTED

1. 23 in 1972
2. 21 in 1973
- 21 in 1967
- 21 in 1954
5. 18 in 1998
- 18 in 1994
- 18 in 1988
- 18 in 1981
9. 17 in 1992
- 17 in 1999

MOST YARDS

1. 4608 in 2000
2. 3909 in 1993
3. 3740 in 1997
4. 3616 in 1995
5. 3448 in 1989
6. 3332 in 1999
7. 3234 in 1994
8. 3114 in 1991
9. 2974 in 1972
10. 2931 in 2001

MOST YARDS PER GAME

1. 384.0 in 2000
2. 340.0 in 1997
3. 328.7 in 1995
4. 325.8 in 1993
5. 313.5 in 1989
6. 294.0 in 1994
7. 284.4 in 1968
8. 282.1 in 1999
9. 270.4 in 1972
10. 266.5 in 2001



Danny McManus

RUSHING

LONGEST TD RUNS

- 97 yards, Larry Key vs. Virginia Tech, 1976
- 95 yards, Sammie Smith vs. Furman, 1987
- 88 yards, Sean Jackson vs. Wake Forest, 1992
- 87 yards, Travis Minor vs. Virginia, 1997
- 85 yards, Rock Preston vs. Duke, 1995
- 83 yards, Sammie Smith vs. East Carolina, 1987
- 82 yards, Davy Ford vs. Clemson, 2000
- 81 yards, Greg Allen vs. Arizona State, 1984
- 81 yards, Fred Pickard vs. Virginia Tech, 1957
- 80 yards, Warrick Dunn vs. Miami, 1996
- 80 yards, Phil Spooner vs. Houston, 1965
- 78 yards, Buck Metts vs. Stetson, 1964
- 77 yards, Jessie Hester vs. Miami, 1984
- 74 yards, Bobby McKinnon vs. Memphis State, 1973

LONGEST NON-TD RUNS

- 84 yards, Clyde Allen vs. Maryland, 1992
- 78 yards, LeRoy Butler vs. Clemson, 1988
- 76 yards, Roy Thompson vs. Stetson, 1951
- 74 yards, Dexter Carter vs. Memphis State, 1987
- 66 yards, Greg Allen vs. Louisiana State, 1981
- 65 yards, Dennis McKinnon vs. West Virginia (Gator Bowl), 1982; Wayne Giardino vs. Oklahoma (Gator Bowl), 1965
- 64 yards, Sammie Smith vs. Miami, 1987; Nelson Italiano vs. Troy State, 1951
- 63 yards, Lawrence Dawsey vs. Memphis State, 1990

SINGLE-GAME YARDS

1. Greg Allen	Western Carolina	1981	322
2. Sammie Smith	East Carolina	1987	244
3. Greg Allen	Arizona State	1984	223
4. Sammie Smith	Tulane	1988	212
Victor Floyd	South Carolina	1985	212
6. Sammie Smith	Indiana (All-American Bowl)	1986	205
7. Greg Allen	Louisiana State	1981	202
8. Greg Allen	Louisiana State	1983	201
Tony Smith	Oklahoma State	1982	201
10. Sammie Smith	Miami	1987	189
11. Sam Platt	Memphis State	1980	188
12. Warrick Dunn	Florida	1996	185
13. Warrick Dunn	Miami	1995	184
14. Warrick Dunn	Clemson	1995	180
15. Warrick Dunn	Georgia Tech	1994	174
16. Greg Allen	Louisville	1982	173
17. Larry Key	Auburn	1977	170

SEASON YARDS

1. Warrick Dunn, 1995	166	1242
2. Sammie Smith, 1987	172	1230
3. Warrick Dunn, 1996	189	1180
4. Greg Allen, 1983	200	1134
5. Warrick Dunn, 1994	152	1026
6. Larry Key, 1977	239	1117
7. Mark Lyles, 1979	225	1011
8. Sam Platt, 1980	224	983
9. Amp Lee, 1991	186	977
10. Greg Allen, 1984	133	971
11. Hodges Mitchell, 1972	192	944



Sammie Smith

YEAR-BY-YEAR RUSHING LEADERS

YEAR	NAME	NO	YDS	AVG	TD
1955	Lee Corso	111	431	3.9	3
1956	Bobby Renn	105	596	5.7	2
1957	Fred Pickard	86	463	5.4	2
1958	Fred Pickard	122	615	5.0	4
1959	Fred Pickard	131	481	3.7	4
1960	Bud Whitehead	81	293	3.6	2
1961	Keith Kindermann	81	385	4.8	1
1962	Gene Roberts	75	299	4.0	0
1963	Dave Snyder	107	500	4.7	3
1964	Phil Spooner	136	516	3.8	5
1965	Jim Mankins	85	326	3.8	1
1966	Bill Moremen	123	480	3.9	7
1967	Bill Moremen	94	439	4.7	5
1968	Tom Bailey	116	570	4.9	2
1969	Tom Bailey	144	630	4.4	2
1970	Tom Bailey	121	514	4.2	2
1971	Paul Magalski	106	516	4.9	3
1972	Hodges Mitchell	192	944	4.9	3
1973	Hodges Mitchell	171	669	3.9	2
1974	Larry Key	123	602	4.9	3
1975	Leon Bright	162	675	4.2	3
1976	Larry Key	144	712	4.9	4
1977	Larry Key	239	1117	4.7	3
1978	Homes Johnson	183	817	4.5	4
1979	Mark Lyles	225	1011	4.5	8
1980	Sam Platt	224	983	4.4	6
1981	Greg Allen	139	888	6.4	3
1982	Ricky Williams	134	857	6.4	3
1983	Greg Allen	200	1134	5.7	13
1984	Greg Allen	133	971	7.3	8
1985	Tony Smith	111	678	6.1	4
1986	Victor Floyd	129	654	5.1	6
1987	Sammie Smith	172	1230	7.1	7
1988	Sammie Smith	108	577	5.3	4
1989	Dexter Carter	131	684	5.2	8
1990	Amp Lee	158	825	5.2	16
1991	Amp Lee	186	977	5.3	11
1992	Tiger McMillon	116	579	5.0	3
1993	Sean Jackson	134	825	6.2	5
1994	Warrick Dunn	152	1026	6.8	8
1995	Warrick Dunn	166	1242	7.5	13
1996	Warrick Dunn	189	1180	6.2	12
1997	Travis Minor	112	623	5.6	9
1998	Travis Minor	191	857	4.9	7
1999	Travis Minor	180	815	4.5	7
2000	Travis Minor	181	923	5.1	5
2001	Greg Jones	134	713	5.3	6

CAREER YARDS

1. Warrick Dunn (93-96)	575	3959
2. Greg Allen (81-84)	624	3769
3. Travis Minor (97-00)	664	3218
4. Larry Key (74-77)	625	2953
5. Sammie Smith (85-88)	411	2539
6. Travis Minor (97-99)	483	2295
7. Mark Lyles (76-79)	515	2218
8. Sean Jackson (90-93)	347	2133
9. Amp Lee (89-91)	405	2092
10. Dexter Carter (86-89)	327	1788
11. Tom Bailey (68-70)	381	1714
12. Ricky Williams (79-82)	320	1625
13. Hodges Mitchell (72-73)	363	1613

TEAM RECORDS (Offense)

SINGLE-GAME


Most Rushes	81	vs. East Carolina	Sept. 20, 1980
Most Rushes, Both Teams	120	vs. Oklahoma	Sept. 25, 1976
Most Yards	479	vs. Western Carolina	Oct. 31, 1981
Most Yards, Both Teams	706	vs. Louisville	Nov. 13, 1982
Most Touchdowns	7	vs. East Carolina	Sept. 20, 1980
		vs. Cincinnati	Nov. 10, 1990

SINGLE-SEASON

Most Yards	3,021	1984
Most Yards Per Game	274.6	1984 (3,021-11)
Highest Average Per Play	5.8	1995 (2,696-420)
Most Touchdowns	35	1995



Warrick Dunn



Travis Minor




Greg Allen



Larry Key



Fred Pickard



Warrick Dunn

SEASON RUSHING TOUCHDOWNS

1. Greg Allen, 1982	20
2. Amp Lee, 1990	16
3. Dayne Williams, 1987	15
4. Warrick Dunn, 1995	13
Greg Allen, 1983	13
6. Warrick Dunn, 1996	12
Pooh Bear Williams, 1995	12
8. Zack Crockett, 1994	11
Amp Lee, 1991	11
10. William Floyd, 1992	9
Travis Minor, 1997	9
12. Dexter Carter, 1989	8
Greg Allen, 1984	8
Greg Allen, 1983	8
Kelly Lowrey, 1983	8
Mark Lyles, 1979	8
Jim Mankins, 1966	8

CAREER RUSHING TOUCHDOWNS

1. Greg Allen (81-84)	44
2. Warrick Dunn (93-96)	37
3. Amp Lee (89-91)	30
4. Travis Minor (97-00)	28
5. Dayne Williams (86-88)	24
6. Travis Minor (97-99)	23
7. Mark Lyles (76-79)	20
8. Dexter Carter (86-89)	17
9. William McCray (97-01)	16
William Floyd (91-93)	16
11. Sammie Smith (86-88)	15
12. Bill Moremen (65-67)	14
13. Sean Jackson (90-93)	13
Edgar Bennett (87-91)	13
Kelly Lowrey (80-83)	13
Lary Key (74-77)	13



Hodges Mitchell



Bobby Renn



Buddy Strauss

ALL-TIME 100-YARD RUSHING GAMES

322	Greg Allen	W Carolina	1981
244	Sammie Smith	East Carolina	1987
223	Greg Allen	Arizona State	1984
212	Sammie Smith	Tulane	1988
212	Victor Floyd	South Carolina	1985
202	Greg Allen	LSU	1981
201	Greg Allen	LSU	1983
189	Sammie Smith	Miami	1987
188	Sam Platt	Memphis State	1980
185	Warrick Dunn	Florida	1996
184	Warrick Dunn	Miami	1995
180	Warrick Dunn	Clemson	1995
176	Sammie Smith	Furman	1987
174	Warrick Dunn	Georgia Tech	1994
173	Greg Allen	Louisville	1982
170	Lary Key	Auburn	1977
165	Rock Preston	Notre Dame	1994
163	Warrick Dunn	Miami	1996
163	Warrick Dunn	Notre Dame	1994
163	Keith Ross	South Carolina	1985
162	Warrick Dunn	Wake Forest	1994
161	Buddy Strauss	Mississippi College	1949
160	Greg Jones	Clemson	2001
158	Chris Parker	East Carolina	1988
157	Travis Minor	Virginia	1997
155	Mike Davison	Tulsa	1972
154	Greg Allen	East Carolina	1983
154	Lary Key	Virginia Tech	1976
152	Homes Johnson	Virginia Tech	1978
152	Mike Sellers	Sul Ross	1951
151	Roosevelt Snipes	South Carolina	1984
151	Roosevelt Snipes	UT-Chattanooga	1984
151	Mark Lyles	Florida	1979
150	Bobby Renn	Abilene Christian	1957
149	Art Munroe	Southern Miss	1971
147	Tony Smith	Tulsa	1985
146	Travis Minor	Miami	1999
146	Travis Minor	Texas A&M	1998
146	Ken McLean	Cumberland	1948
145	Greg Allen	Louisville	1983
143	Warrick Dunn	North Carolina	1995
143	Greg Allen	Memphis State	1984
143	Lary Key	Florida	1977
142	Travis Minor	Florida	1997
142	Dexter Carter	Miami	1989
142	Sammie Smith	Southern Miss	1987
142	Mark Lyles	Cincinnati	1979
142	Phil Spooner	Houston	1965
142	Keith Kinderman	Richmond	1961
141	Bobby Fiveash	Tampa	1953
140	Ricky Williams	Louisville	1982
138	Tiger McMillon	Virginia	1992
138	Leon Bright	Utah State	1975
138	Hodges Mitchell	Virginia Tech	1972
135	Dexter Carter	Memphis State	1987
135	Greg Allen	Temple	1984
135	Ricky Williams	Notre Dame	1981
135	Homes Johnson	Syracuse	1978
133	Jeff Chaney	Maryland	1998
133	Warrick Dunn	Clemson	1994
133	Greg Allen	Kansas	1984
133	Fred Pickard	Tennessee	1958
133	Roy Thompson	Wofford	1951
132	Tony Smith	Kansas	1985
132	Mark Lyles	South Carolina	1979
131	Warrick Dunn	Virginia	1996
131	Hodges Mitchell	Mississippi State	1972
131	Tom Bailey	Mississippi State	1969
130	Travis Minor	Virginia	1998
130	Sam Platt	East Carolina	1980
130	Hodges Mitchell	Kansas	1972
130	Bobby Renn	Furman	1958
130	Mike Sellers	Howard	1950
129	Travis Minor	NC State	2000
128	Travis Minor	North Carolina	1997
127	Travis Minor	Florida	1998
127	Chris Parker	Louisiana Tech	1988
127	Lary Key	Oklahoma State	1977
126	Rock Preston	Duke	1995
126	Lary Green	Memphis State	1967
125	Greg Allen	Cincinnati	1983
125	Phil Spooner	Oklahoma	1965
124	Warrick Dunn	Duke	1995
124	Lary Key	Memphis State	1974
124	Bobby Renn	Villanova	1956
123	Zack Crockett	Maryland	1994
123	Sam Platt	Pittsburgh	1980
123	Michael Whiting	Florida	1979
123	Lary Key	Alabama	1974
122	Travis Minor	Georgia Tech	1999
122	Warrick Dunn	NC State	1994
122	Amp Lee	Michigan	1991
122	Wyatt Parrish	Troy State	1949
121	Warrick Dunn	Georgia Tech	1996
121	Warrick Dunn	Florida	1995
121	Warrick Dunn	North Carolina	1994
121	Roosevelt Snipes	Cincinnati	1983
120	Greg Jones	Virginia Tech	2001

120	Travis Minor	Louisville	2000
120	Lary Key	Kansas State	1977
119	Sean Jackson	South Carolina	1990
119	Dexter Carter	Virginia Tech	1988
119	Sammie Smith	Louisville	1987
119	Bobby Renn	Furman	1956
118	Dexter Carter	So Mississippi	1989
118	Mark Lyles	Louisville	1979
117	Hodges Mitchell	South Carolina	1972
117	Larry Brinkley	Virginia Tech	1963
116	Sean Jackson	Wake Forest	1993
116	Sammie Smith	Florida	1987
116	Sammie Smith	Florida	1986
115	Victor Floyd	South Carolina	1986
115	Greg Allen	Tulane	1983
114	Tony Smith	Western Carolina	1985
114	Cletis Jones	Kansas	1984
114	Tom Bailey	Miami	1970
113	Greg Allen	East Carolina	1984
113	Sam Platt	Tulsa	1980
113	Paul Magalski	Tulsa	1971
113	Tom Bailey	South Carolina	1969
113	Tom Bailey	Virginia Tech	1969
113	Bill Gunter	South Carolina	1967
112	Travis Minor	North Carolina	2000
112	Warrick Dunn	Wake Forest	1995
112	Amp Lee	Tulane	1991
112	Amp Lee	LSU	1991
112	Sean Jackson	Georgia Southern	1990
111	Charlie Ward	Maryland	1992
111	Dexter Carter	Florida	1987
111	Sammie Smith	Tulane	1987
111	Greg Allen	Tulane	1984
111	Cletis Jones	UT-Chattanooga	1984
111	Paul Magalski	South Carolina	1969
111	Buck Metts	VMI	1953
111	Wyatt Parrish	Cumberland	1948
110	Amp Lee	Auburn	1989
110	Victor Floyd	Louisville	1986
110	Ricky Williams	Florida	1982
110	Lary Key	Memphis State	1977
110	Mike Sellers	Randolph-Macon	1950
110	Nelson Italiano	Newberry College	1950
109	Warrick Dunn	Maryland	1996
109	Sammie Smith	Florida	1988
109	Roosevelt Snipes	Louisville	1983
109	Greg Allen	Miami	1981
109	Ricky Williams	Boston College	1980
109	Stan Dobosz	Furman	1952
108	Warrick Dunn	NC State	1996
108	Roosevelt Snipes	Florida	1984
108	Sam Platt	Virginia Tech	1980
108	Jeff Leggett	Auburn	1976
108	Lee Corso	NC State	1956
108	Mike Sellers	Tampa	1950
107	Greg Jones	Virginia	2001
107	Sean Jackson	Duke	1993
107	Amp Lee	Virginia Tech	1991
107	Sam Platt	Louisville	1980
107	Lee Corso	Villanova	1955
106	Amp Lee	Syracuse	1991
106	Roosevelt Snipes	South Carolina	1983
106	Michael Whiting	Western Carolina	1981
105	Lary Key	Clemson	1975
105	Leon Bright	Miami	1974
105	Tom Bailey	Wake Forest	1968
105	Fred Pickard	Virginia Tech	1957
104	Warrick Dunn	Maryland	1994
104	Greg Allen	Ohio State	1982
104	Lary Key	Houston	1975
104	Paul Magalski	Pittsburgh	1971
104	Paul Magalski	Tulsa	1971
104	Lee Corso	Ohio University	1956
104	Bobby Renn	Auburn	1956
103	Clyde Allen	Maryland	1992
103	Keith Ross	Western Carolina	1985
103	Roosevelt Snipes	Auburn	1984
103	Art Munroe	Mississippi State	1969
103	Jim Mankins	Texas Tech	1966
103	Billy Odom	The Citadel	1955
102	Travis Minor	Wake Forest	1998
102	Amp Lee	East Carolina	1990
102	Jessie Hester	Miami	1984
102	Leon Bright	Texas Tech	1975
102	Hodges Mitchell	Colorado State	1972
101	Greg Jones	Georgia Tech	2001
101	Khalid Abdullah	Wake Forest	1995
101	Warrick Dunn	NC State	1995
101	Sean Jackson	NC State	1992
101	Hodges Mitchell	San Diego State	1973
101	Dave Snyder	Furman	1963
101	Keith Kinderman	Georgia	1961
101	Wyatt Parrish	Tampa	1949
100	Travis Minor	Clemson	1999
100	Warrick Dunn	Central Florida	1995
100	Roosevelt Snipes	Auburn	1983
100	Mark Lyles	Pittsburgh	1978
100	Mark Lyles	Florida	1978
100	Mike Davison	Mississippi State	1972
100	Fred Pickard	Tampa	1957
100	Bobby Fiveash	Abilene Christian	1953

100-YARDS RUSHING GAMES BY PLAYER

WARRICKDUNN:

185 Yds., Florida, 1996.
184 Yds., Miami, 1995.
180 Yds., Clemson, 1995.
174 Yds., Ga. Tech, 1994.
163 Yds., Miami, 1996.
163 Yds., Notre Dame, 1994.
162 Yds., Wake Forest, 1994.
143 Yds., North Carolina, 1995.
133 Yds., Clemson, 1994.
131 Yds., Virginia, 1996.
124 Yds., Duke, 1995.
122 Yds., N.C. State, 1994.
121 Yds., Ga. Tech, 1996.
121 Yds., Florida, 1995.
121 Yds., North Carolina, 1994.
112 Yds., Wake Forest, 1995.
109 Yds., Maryland, 1996.
108 Yds., N.C. State, 1996.
104 Yds., Maryland, 1994.
101 Yds., N.C. State, 1995.
100 Yds., Central Florida, 1995.

GREGALLEN:

322 Yds., Western Carolina, 1981.
223 Yds., Arizona St., 1984.
202 Yds., LSU, 1981.
201 Yds., LSU, 1983.
173 Yds., Louisville, 1982.
154 Yds., East Carolina, 1983.
145 Yds., Louisville, 1983.
143 Yds., Memphis St., 1984.
135 Yds., Temple, 1984.
133 Yds., Kansas, 1984.
125 Yds., Cincinnati, 1983.
115 Yds., Tulane, 1983.
113 Yds., East Carolina, 1984.
111 Yds., Tulane, 1984.
109 Yds., Miami, 1981.
104 Yds., Ohio St., 1982.

TRAVIS MINOR:

157 Yds., Virginia, 1997.
146 Yds., Miami, 1999.
146 Yds., Texas A&M, 1998.
142 Yds., Florida, 1997.
130 Yds., Virginia, 1998.
129 Yds., N.C. State, 2000.
128 Yds., North Carolina, 1997.
127 Yds., Florida, 1998.
122 Yds., Ga. Tech, 1999.
120 Yds., Louisville, 2000.
112 Yds., North Carolina, 2000.
102 Yds., Wake Forest, 1998.
100 Yds., Clemson, 1999.

SAMMIE SMITH:

244 Yds., East Carolina, 1987.
212 Yds., Tulane, 1988.
189 Yds., Miami, 1987.
176 Yds., Furman, 1987.
142 Yds., So. Miss., 1987.
119 Yds., Louisville, 1987.
116 Yds., Florida, 1987.
116 Yds., Florida, 1986.
111 Yds., Tulane, 1987.
109 Yds., Florida, 1988.

LARRY KEY:

170 Yds., Auburn, 1977.
154 Yds., Virginia Tech, 1976.
143 Yds., Florida, 1977.
127 Yds., Oklahoma St., 1977.
124 Yds., Memphis St., 1974.
123 Yds., Alabama, 1974.
120 Yds., Kansas St., 1977.
110 Yds., Memphis St., 1977.
105 Yds., Clemson, 1975.
104 Yds., Houston, 1975.


ROOSEVELT SNIPES:

151 Yds., South Carolina, 1984.
151 Yds., UT-Chattanooga, 1984.
121 Yds., Cincinnati, 1983.
109 Yds., Louisville, 1983.
108 Yds., Florida, 1984.
106 Yds., South Carolina, 1983.
103 Yds., Auburn, 1984.
100 Yds., Auburn, 1983.

Travis Minor



Amp Lee



SEASON RECORDS

FIRST DOWNS RUSHING

- 152 in 1987
- 149 in 1993
- 146 in 1984
- 140 in 1983
- 137 in 1980
- 135 in 1991
- 122 in 1992
- 118 in 1985
- 117 in 1981
- 116 in 1994
- 116 in 1982

MOST RUSHING PLAYS

- 603 in 1980
- 571 in 1984
- 530 in 1987
- 519 in 1975
- 518 in 1983
- 515 in 1998
- 515 in 1953
- 507 in 1991
- 507 in 1979
- 503 in 1985

RUSHING YARDS PER PLAY

- 5.80 in 1995
- 5.69 in 1985
- 5.67 in 1993
- 5.65 in 1987
- 5.29 in 1984
- 5.06 in 1990
- 5.00 in 1994
- 5.00 in 1988
- 4.95 in 1949
- 4.90 in 1982

MOST YARDS RUSHING

- 3021 in 1984
- 2995 in 1987
- 2667 in 1993
- 2552 in 1983
- 2451 in 1995
- 2393 in 1994
- 2369 in 1985
- 2339 in 1982
- 2287 in 1991
- 2252 in 1992

MOST YARDS RUSHING PER GAME

- 274.6 in 1984
- 272.3 in 1987
- 259.5 in 1991
- 229.3 in 1983
- 225.9 in 1950
- 222.8 in 1995
- 222.3 in 1993
- 219.4 in 1949
- 215.4 in 1985
- 214.2 in 1953

AMPLEE:

122 Yds., Michigan, 1991.
112 Yds., Tulane, 1991.
112 Yds., LSU, 1991.
110 Yds., Auburn, 1989.
107 Yds., Ga. Tech, 1991.
106 Yds., Syracuse, 1991.
102 Yds., East Carolina, 1990

SAMPLATT:

188 Yds., Memphis St., 1980.
130 Yds., East Carolina, 1980.
123 Yds., Pittsburgh, 1980.
113 Yds., Tulsa, 1980.
108 Yds., Virginia Tech, 1980.
107 Yds., Louisville, 1980.

MARK LYLES:

151 Yds., Florida, 1979.
142 Yds., Cincinnati, 1979.
132 Yds., South Carolina, 1979.
118 Yds., Louisville, 1979.
100 Yds., Pittsburgh, 1978.
100 Yds., Florida, 1978.

BOBBY RENN:

150 Yds., Abilene Christian, 1957.
130 Yds., Furman, 1958.
124 Yds., Villanova, 1956.
119 Yds., Furman, 1956.
104 Yds., Auburn, 1956.

Greg Allen



INDIVIDUAL RECORDS

MOSTRUSHES

Game: 34, Travis Minor vs. Texas A&M, Aug. 28, 1998
Season: 239, Larry Key, 1977
Career: 664, Travis Minor, 1997-2000

MOST YARDS GAINED (Season)

By a Freshman: 888, Greg Allen, 1981
By a Sophomore: 1,230, Sammie Smith, 1987
By a Junior: 1,242, Warrick Dunn, 1995
By a Senior: 1,180, Warrick Dunn, 1996

CONSECUTIVE 100-YARD GAMES

Career: 6, Warrick Dunn, 1995

MOST GAMES GAINING 200 YARDS

Season: 2, Greg Allen, 1981
Career: 4, Greg Allen, 1981-84

MOST GAMES GAINING 300 YARDS

Season: 1, Greg Allen, 1981
Career: 1, Greg Allen, 1981

HIGHEST AVERAGE PER RUSH

Game: (Min. 10 atts.) - 15.0 (12-180), Warrick Dunn vs. Clemson, Sept. 9, 1995;
(Min. 20 atts.) - 10.1 (22-223), Greg Allen vs. Arizona State, Nov. 4, 1984
Season: (Min. 100 atts.) - 7.5 (166-1,242), Warrick Dunn, 1995
Career: (Min. 200 atts.) - 6.9 (575-3,959), Warrick Dunn, 1993-96

MOST TOUCHDOWNS RUSHING

Game: 4, Greg Allen vs. South Carolina, Nov. 6, 1982 and vs. Louisville, Nov. 13, 1982
Season: 20, Greg Allen, 1982
Career: 44, Greg Allen, 1981-84

LONGEST RUSH


Game: 97, Larry Key vs. Virginia Tech, Nov. 11, 1976

MOST ALL-PURPOSE YARDAGE

Game: 417, Greg Allen vs. Western Carolina, Oct. 31, 1981
Season: 1,605, Greg Allen, 1982
Career: 5,321, Warrick Dunn, 1993-96



Edgar Bennett



Larry Key

RECEIVING



Peter Warrick



Andre Cooper



Barry Smith



Ron Sellers



Fred Biletnikoff



Peter Warrick

SINGLE-GAMERECEPTIONS

1. Ron Sellers	South Carolina	1968	16
2. Ron Sellers	Wake Forest	1968	14
Ron Sellers	Houston	1968	14
Ron Sellers	Penn State (Gator Bowl)	1967	14
5. Lawrence Dawsey	Miami	1990	13
Kent Gaydos	Houston	1969	13
Ron Sellers	Memphis State	1968	13
Ron Sellers	Alabama	1967	13
Ron Sellers	Virginia Tech	1966	13
Fred Biletnikoff	Oklahoma (Gator Bowl)	1965	13

SEASON RECEPTIONS

1. Ron Sellers, 1968	86
2. Kez McCorvey, 1993	74
3. Peter Warrick, 1999	71
Andre Cooper, 1995	71
5. Ron Sellers, 1967	70
6. Barry Smith, 1972	69
7. Lawrence Dawsey, 1990	65
8. Snoop Minnis, 2000	63
9. Rhett Dawson, 1971	62
10. Peter Warrick, 1998	61
11. E. G. Green, 1995	60
12. Kez McCorvey, 1994	59
13. Fred Biletnikoff, 1964	57
14. Ron Sellers, 1966	56
15. E. G. Green, 1997	54
Rhett Dawson, 1970	54

CAREER RECEPTIONS

1. Ron Sellers (66-68)	212
2. Peter Warrick (96-99)	207
3. Kez McCorvey (91-94)	189
4. E. G. Green (94-97)	166
5. Peter Warrick (96-00)	136
6. Mike Shumann (73-75, 77)	134
7. Andre Cooper (93-96)	132
Warrick Dunn (93-96)	132
9. Lawrence Dawsey (87-90)	128
Rhett Dawson (69-71)	128
11. Barry Smith (70-72)	122
12. Snoop Minnis (97-00)	115
13. Jessie Hester (81-84)	107
14. Travis Minor (97-00)	106
15. Ron Dugans (96-99)	105
16. Kevin Knox (90-93)	102
17. Jackie Flowers (76-79)	101

SINGLE GAME RECEIVING YARDS

1. Ron Sellers	Wake Forest	1968	260
2. Ron Sellers	South Carolina	1968	259
3. Peter Warrick	Clemson	1997	249
4. Ron Sellers	Virginia Tech	1967	229
5. Ron Sellers	Memphis State	1968	218
6. Ron Sellers	Houston	1968	214
7. Kez McCorvey	Duke	1994	207
8. Javon Walker	Virginia Tech	2001	195
9. Fred Biletnikoff	Oklahoma (Gator Bowl)	1965	192
10. Peter Warrick	Miami	1998	190
11. Snoop Minnis	Florida	2000	187
12. E. G. Green	NC State	1997	184
13. Andre Cooper	Maryland	1995	182
Fred Biletnikoff	Virginia Tech	1964	182
15. Jackie Flowers	Louisiana State	1979	174
16. Lawrence Dawsey	Florida	1990	172

SEASON—CATCHES PER GAME

	GAMES	CATCHES	PG
1. Ron Sellers, 1968	10	86	8.60
2. Peter Warrick, 1999	9	71	7.89
3. Ron Sellers, 1967	10	70	7.00
4. Andre Cooper, 1995	11	71	6.46
5. Barry Smith, 1972	11	69	6.27
6. Kez McCorvey, 1993	12	74	6.17
7. Lawrence Dawsey, 1990	11	65	5.91
8. Kez McCorvey, 1994	10	59	5.90
9. Fred Biletnikoff, 1964	10	57	5.70
10. Rhett Dawson, 1971	11	62	5.64
11. Ron Sellers, 1966	10	56	5.60
12. E. G. Green, 1995	11	60	5.46
13. Snoop Minnis, 2000	12	63	5.25
14. Peter Warrick, 1998	12	61	5.08
15. E. G. Green, 1997	11	54	4.91
16. Rhett Dawson, 1970	11	54	4.91

CAREER—CATCHES PER GAME

	GAMES	CATCHES	PG
1. Ron Sellers, 1966-68	30	212	7.07
2. Peter Warrick, 1996-9	43	207	4.81
3. Kez McCorvey, 1991-94	45	189	4.20
4. Peter Warrick, 1996-Present	34	136	4.00
5. Rhett Dawson, 1969-71	32	128	4.00
6. Tamarick Vanover, 1992-93	22	87	3.96
7. E. G. Green, 1994-97	44	166	3.77

8. Barry Smith, 1970-72	33	122	3.70
9. Andre Cooper, 1993-96	39	132	3.39
10. Mike Shumann, 1973-75, 77	44	134	3.05
11. Hassan Jones, 1982-85	33	98	2.97
12. Warrick Dunn, 1993-96	45	132	2.93
13. Lawrence Dawsey, 1987-90	44	128	2.91
14. Jesse Hester, 1981-84	42	107	2.55
15. Jackie Flowers, 1976-79	43	101	2.35

SEASON RECEIVING YARDS


1. Ron Sellers, 1968	1496
2. Snoop Minnis, 2000	1340
3. Barry Smith, 1972	1243
4. Peter Warrick, 1998	1232
5. Ron Sellers, 1967	1228
6. E. G. Green, 1997	1059
7. E. G. Green, 1995	1007
8. Andre Cooper, 1995	1002
9. Lawrence Dawsey, 1990	999
10. Fred Biletnikoff, 1964	987
11. Kez McCorvey, 1993	966
12. Rhett Dawson, 1970	946
13. Javon Walker, 2001	944
14. Peter Warrick, 1999	934
15. Peter Warrick, 1997	884
16. Ron Sellers, 1966	874
17. Kez McCorvey, 1994	870

CAREER RECEIVING YARDS

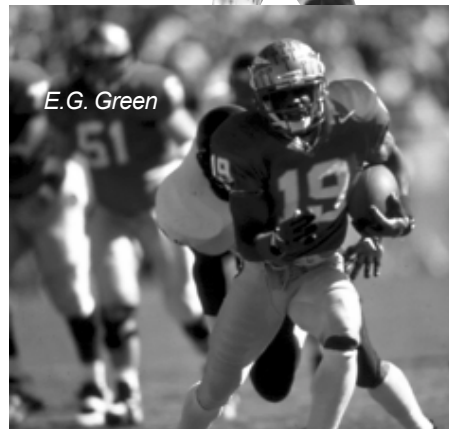
1. Ron Sellers (66-68)	3598
2. Peter Warrick (96-99)	3517
3. E. G. Green (94-97)	2920
4. Kez McCorvey (91-94)	2660
5. Barry Smith (70-72)	2392
6. Mike Shumann (73-75, 77)	2306
7. Lawrence Dawsey (87-90)	2129
8. Jessie Hester (81-84)	2100
9. Snoop Minnis (97-00)	2098
10. Rhett Dawson (69-71)	1915
11. Andre Cooper (93-96)	1810
12. Hassan Jones (82-85)	1764
13. Jackie Flowers (76-79)	1697
14. Ronald Lewis (86-88)	1582

SEASON TD CATCHES

1. Andre Cooper, 1995	15
2. Barry Smith, 1972	13



Snoop Minnis



E. G. Green

YEAR-BY-YEAR RECEIVING

YEAR	NAME	NO	YARDS	TD
1955	Tom Fearmster	18	258	1
1956	Joe Holt	16	140	3
	Ron Schomburger	16	140	0
1957	Bob Nellums	21	217	2
1958	Jack Espenship	18	200	1
1959	Bud Whitehead	31	320	2
1960	Bud Whitehead	23	212	1
1961	Jim Daniel	10	113	0
	Tom Hillabrand	10	66	0
1962	Keith Kindermann	21	275	2
1963	Fred Biletnikoff	24	358	4
1964	Fred Biletnikoff	57	987	11
1965	Max Wettstein	24	365	3
1966	Ron Sellers	56	874	3
1967	Ron Sellers	70	1228	8
1968	Ron Sellers	86	1496	12
1969	Jim Tyson	49	720	4
1970	Rhett Dawson	54	946	5
1971	Rhett Dawson	62	817	7
1972	Bary Smith	69	1243	13
1973	Mike Shumann	21	280	2
1974	Mike Shumann	43	515	3
1975	Mike Shumann	38	730	5
1976	Ed Beckman	37	521	3
1977	Roger Overby	38	626	5
1978	Jackie Flowers	43	757	7
1979	Jackie Flowers	37	622	7
1980	Michael Whiting	25	203	0
1981	Michael Whiting	29	211	2
1982	Tony Johnson	30	500	2
1983	Jessie Hester	31	576	6
	Weegie Thompson	31	502	3
1984	Jessie Hester	42	832	9
1985	Hassan Jones	34	738	5
1986	Herb Gainer	27	441	5
1987	Herb Gainer	30	478	6
1988	Terry Anthony	32	550	8
1989	Lawrence Dawsey	38	683	4
1990	Lawrence Dawsey	65	999	7
1991	Shannon Baker	30	451	4
1992	Tamarick Vanover	42	581	4
1993	Kez McCorvey	74	966	6
1994	Kez McCorvey	59	870	4
1995	Andre Cooper	71	1002	15
1996	E.G. Green	34	662	7
1997	E.G. Green	54	1059	11
1998	Peter Warrick	61	1232	12
1999	Peter Warrick	71	934	8
2000	Snoop Minnis	63	1340	11
2001	Javon Walker	45	944	7

3.	Peter Warrick, 1998	12
	Ron Sellers, 1968	12
5.	Talman Gardner, 2001	11
	Snoop Minnis, 2000	11
	E.G. Green, 1997	11
	Fred Biletnikoff, 1964	11
9.	Atrews Bell, 2000	10
	E.G. Green, 1995	10
11.	Lawrence Dawsey, 1988	9
	Jessie Hester, 1984	9
13.	Peter Warrick, 1999	8
	Peter Warrick, 1997	8
	Terry Anthony, 1989	8
	Terry Anthony, 1988	8
	Ron Sellers, 1967	8
18.	Javon Walker, 2001	7
	E.G. Green, 1996	7
	Kevin Knox, 1993	7
	Lawrence Dawsey, 1990	7
	Hassan Jones, 1984	7
	Jackie Flowers, 1979	7
	Jackie Flowers, 1978	7
	Sam Platt, 1978	7
	Rhett Dawson, 1971	7

CAREER TD CATCHES

1.	Peter Warrick (96-99)	31
2.	E.G. Green (94-97)	29
3.	Bary Smith (70-72)	25
4.	Peter Warrick (96-present)	24
5.	Andre Cooper (93-96)	24
6.	Ron Sellers (66-68)	23
7.	Jessie Hester (81-84)	21
8.	Lawrence Dawsey (87-90)	20
9.	Snoop Minnis (99-00)	17
	Terry Anthony (86-89)	17
	Hassan Jones (82-85)	17
12.	Kez McCorvey (91-94)	16
	Mike Shumann (73-75, 77)	16
	Fred Biletnikoff (62-64)	16
15.	Atrews Bell (98-01)	15
16.	Jackie Flowers (76-79)	14




Javon Walker

ALL-TIME 100-YARD RECEIVING GAMES

260	Ron Sellers	Wake Forest	1968
259	Ron Sellers	South Carolina	1968
249	Peter Warrick	Clemson	1997
229	Ron Sellers	Virginia Tech	1967
218	Ron Sellers	Memphis State	1968
214	Ron Sellers	Houston	1968
207	Kez McCorvey	Duke	1994
195	Javon Walker	Virginia Tech	2001
192	Fred Biletnikoff	Oklahoma	1965
190	Peter Warrick	Miami	1998
187	Snoop Minnis	Florida	2000
184	E.G. Green	NC State	1997
182	Andre Cooper	Maryland	1995
182	Fred Biletnikoff	Virginia Tech	1964
174	Jackie Flowers	LSU	1979
173	Ron Sellers	Maryland	1968
172	Lawrence Dawsey	Florida	1990
170	Fred Biletnikoff	Southern Miss	1964
169	E.G. Green	Virginia	1995
167	Jim Tyson	Mississippi State	1969
166	E.G. Green	Georgia Tech	1997
166	E.G. Green	Maryland	1995
166	Tony Johnson	Southern Miss	1982
165	Jackie Flowers	Houston	1978
165	Bary Smith	Mississippi State	1972
165	Ron Sellers	Alabama	1967
165	Fred Biletnikoff	Miami	1964
163	Snoop Minnis	Clemson	2000
162	Javon Walker	Clemson	2001
161	Rhett Dawson	Virginia Tech	1971
160	Lawrence Dawsey	Miami	1990
160	Ron Sellers	Wyoming	1966
158	Bary Smith	Florida	1972
158	Ron Sellers	Mississippi State	1967
156	E.G. Green	Clemson	1996
155	Andre Cooper	Duke	1995
154	Lonnie Johnson	Tulane	1991
154	Jessie Hester	South Carolina	1984
153	Bary Smith	vs. Kansas	1972
153	Ron Sellers	Florida	1967
152	Bary Smith	Kansas	1971
151	E.G. Green	Virginia	1997
151	Rhett Dawson	Clemson	1970
149	Ron Sellers	Mississippi State	1968
147	Ron Sellers	Texas Tech	1967
146	Atrews Bell	Miami	2000

146	Bary Smith	Virginia Tech	1972
146	Ron Sellers	Texas A&M	1967
145	Snoop Minnis	Miami	2000
145	Sam Platt	Navy	1978
145	Ron Sellers	Penn State	1967
143	Bary Smith	Arizona State	1971
142	Peter Warrick	Georgia Tech	1999
141	Ron Dugans	Duke	1999
141	Lawrence Dawsey	Cincinnati	1990
140	Talman Gardner	Maryland	2001
140	Warrick Dunn	Florida	1993
140	Ronald Lewis	Georgia Southern	1988
140	Rhett Dawson	Virginia Tech	1971
139	Shannon Baker	Syracuse	1991
138	Kez McCorvey	Notre Dame	1993
138	Jessie Hester	East Carolina	1982
138	Ron Sellers	Virginia Tech	1966
137	Snoop Minnis	BYU	2000
137	Warrick Dunn	Southern Mississippi	1996
137	Lawrence Dawsey	Virginia Tech	1990
136	Roger Overby	Cincinnati	1977
136	Ron Sellers	Wake Forest	1966
135	Ron Dugans	Tennessee	1998
134	Peter Warrick	Maryland	1999
134	Peter Warrick	Duke	1997
134	Jackie Flowers	Cincinnati	1978
133	Lawrence Dawsey	Memphis State	1990
132	Snoop Minnis	North Carolina	2000
132	Kevin Knox	Virginia Tech	1991
131	Snoop Minnis	Virginia	2000
131	Rhett Dawson	Virginia Tech	1970
130	Peter Warrick	NC State	1998
130	Mike Shumann	Iowa State	1975
129	Tamarick Vanover	Virginia	1993
129	Mike Shumann	Virginia Tech	1975
129	Gary Paris	Houston	1972
128	Herb Gainer	Texas Tech	1987
128	Kurt Unglaub	North Texas	1976
127	Kez McCorvey	Florida	1994
127	Bary Smith	Houston	1972
127	Jim Tyson	Tulsa	1969
126	E.G. Green	Wake Forest	1996
126	Matt Frier	Florida	1993
126	Terry Anthony	Florida	1989
126	Jessie Hester	Tulane	1983
126	Kent Gaydos	Houston	1969
125	Peter Warrick	North Carolina	1998
125	Bary Smith	Tulsa	1971
124	Javon Walker	Virginia	2001
124	Roger Overby	Florida	1977
123	Peter Warrick	Virginia	1998
123	Kevin Knox	Florida	1992
123	Harry Bringger	Mississippi College	1950
122	Snoop Minnis	Wake Forest	2000
122	E.G. Green	NC State	1995
122	O'Mar Ellison	Duke	1994
122	Wayne Messam	Maryland	1994
122	Kez McCorvey	Maryland	1993
121	Javon Walker	NC State	2001
121	Peter Warrick	Clemson	1999
121	Peter Warrick	Louisiana Tech	1999
120	Laveranues Coles	North Carolina	1998
120	E.G. Green	Wake Forest	1997
120	Hassan Jones	Florida	1985
119	Peter Warrick	Florida	1998
119	Don Pederson	Memphis State	1969
118	E.G. Green	Maryland	1997
118	Bill Cox	Maryland	1966
117	Jessie Hester	Tenn.-Chattanooga	1984
117	Jackie Flowers	Memphis State	1979
117	Ron Sellers	Florida	1966
116	Andre Cooper	Virginia	1995



The "Fab Four" — Terry Anthony, Ronald Lewis, Bruce LaSane & Lawrence Dawsey

116	Ronald Lewis	South Carolina	1989
116	Jessie Hester	Miami	1984
116	Jackie Flowers	Mississippi State	1978
115	Talman Gardner	Clemson	2001
115	Ron Sellers	Houston	1966
114	Melvin Pearsall	Wake Forest	1997
114	Andre Cooper	NC State	1995
114	Bruce LaSane	South Carolina	1988
114	Mike Barnes	Virginia Tech	1976
114	Fred Biletznikoff	Georgia	1964
113	Phillip Bryant	Kansas	1985
113	Dennis McKinnon	Louisville	1980
113	Ed Beckman	Florida	1976
112	Peter Warrick	USC	1998
112	Kurt Unglaub	Virginia Tech	1976
112	Jim Tyson	Virginia Tech	1968
111	Javon Walker	Wake Forest	2001
111	Atrews Bell	Clemson	2000
111	Bruce LaSane	Memphis State	1989
111	Mike Shumann	Florida	1977
111	Kent Gaydos	Memphis State	1969
109	Javon Walker	Clemson	2000
109	Lawrence Dawsey	Southern Miss	1988
108	Anquan Boldin	Miami	2000
108	Mike Shumann	Kansas State	1977
108	Barry Smith	Miami	1972
108	Rhett Dawson	Arizona State	1971
108	Don Floyd	Houston	1964
108	Ron Schornbruger	VMI	1954
107	Kez McCorvey	Virginia	1994
107	Kez McCorvey	Kansas	1993
107	Tamarick Vanover	Maryland	1992
107	Lawrence Dawsey	Tulane	1989
107	Ronald Lewis	Memphis State	1987
107	Hassan Jones	Kansas	1985
107	Dennis McKinnon	Ohio State	1981
107	Hardis Johnson	Florida	1980
106	Peter Warrick	Texas A&M	1998
106	Lawrence Dawsey	Clemson	1989
106	Terry Anthony	Louisiana Tech	1988
106	Bill Moreman	Penn State	1967
105	Andre Cooper	Wake Forest	1994
105	Tamarick Vanover	NC State	1992
105	Rhett Dawson	Memphis State	1970
104	Atrews Bell	Clemson	2001
104	Javon Walker	UAB	2001
104	Jessie Hester	Arizona State	1984
104	Barry Smith	South Carolina	1972
104	Gary Paris	Houston	1971
104	Fred Biletznikoff	Kentucky	1964
104	Tom Feamster	Louisville	1954
103	Robert Morgan	Maryland	2000
103	Peter Warrick	North Carolina	1999
103	E. G. Green	Duke	1995
103	Andre Cooper	Georgia Tech	1995
103	Hassan Jones	Western Carolina	1985
103	Jessie Hester	Auburn	1984
103	Jim Thompson	East Carolina	1983
103	Rhett Dawson	Pittsburgh	1971
103	Gary Paris	Florida	1970
103	Tony Romeo	Georgia	1958
102	Andre Cooper	Virginia	1996
102	Herb Gainer	Wichita State	1986
101	Terry Anthony	LSU	1989
101	Hassan Jones	Auburn	1984
101	Jessie Hester	South Carolina	1982
101	Barry Smith	Pittsburgh	1972
101	Kent Gaydos	Arizona State	1971
101	Ron Sellers	South Carolina	1967
100	Anquan Boldin	Georgia Tech	2000
100	Shannon Baker	Middle Tenn. State	1991
100	Jackie Flowers	Virginia Tech	1979
100	Bill Cox	Syracuse	1966
100	Fred Biletznikoff	NC State	1964

100-YARD RECEIVING GAMES BY PLAYER

RONSELLERS:

260 Yds., Wake Forest, 1968.
 259 Yds., South Carolina, 1968.
 229 Yds., Virginia Tech, 1967.
 218 Yds., Memphis St., 1968.
 214 Yds., Houston, 1968.
 173 Yds., Maryland, 1968.
 165 Yds., Alabama, 1967.
 160 Yds., Wyoming, 1966.
 158 Yds., Miss. St., 1967.
 153 Yds., Florida, 1967.
 149 Yds., Miss. St., 1968.
 147 Yds., Texas Tech, 1967.
 146 Yds., Texas A&M, 1967.
 145 Yds., Penn St., 1967.
 138 Yds., Virginia Tech, 1966.
 136 Yds., Wake Forest, 1966.
 117 Yds., Florida, 1966.
 115 Yds., Houston, 1966.
 101 Yds., South Carolina, 1967.

PETER WARRICK:

249 Yds., Clemson, 1997.
 190 Yds., Miami, 1998.
 142 Yds., Ga. Tech, 1999.

134 Yds., Maryland, 1999.
 134 Yds., Duke, 1997.
 130 Yds., N.C. State, 1998.
 125 Yds., North Carolina, 1998.
 123 Yds., Virginia, 1998.
 121 Yds., Clemson, 1999.
 121 Yds., Louisiana Tech, 1999.
 119 Yds., Florida, 1998.
 112 Yds., USC, 1998.
 106 Yds., Texas A&M, 1998.
 103 Yds., North Carolina, 1999.

E. G. GREEN:

184 Yds., N.C. State, 1997.
 169 Yds., Virginia, 1995.
 166 Yds., Ga. Tech, 1997.
 166 Yds., Maryland, 1995.
 156 Yds., Clemson, 1996.
 151 Yds., Virginia, 1997.
 126 Yds., Wake Forest, 1996.
 122 Yds., N.C. State, 1995.
 120 Yds., Wake Forest, 1997.
 118 Yds., Maryland, 1997.
 103 Yds., Duke, 1995.

BARRY SMITH:

165 Yds., Miss. St., 1972.
 158 Yds., Florida, 1972.
 153 Yds., Kansas, 1972.
 146 Yds., Va. Tech, 1972.
 143 Yds., Arizona St., 1971.
 127 Yds., Houston, 1972.
 125 Yds., Tulsa, 1971.
 108 Yds., Miami, 1972.
 104 Yds., South Carolina, 1972.
 101 Yds., Pittsburgh, 1972.

LAWRENCE DAWSEY:

172 Yds., Florida, 1990.
 160 Yds., Miami, 1990.
 141 Yds., Cincinnati, 1990.
 137 Yds., Va. Tech, 1990.
 133 Yds., Memphis St., 1990.
 109 Yds., So. Miss., 1988.
 107 Yds., Tulane, 1989.
 106 Yds., Clemson, 1989.

FRED BILETNIKOFF:

192 Yds., Oklahoma, 1965.
 182 Yds., Va. Tech, 1964.
 170 Yds., So. Miss., 1964.
 165 Yds., Miami, 1964.
 114 Yds., Georgia, 1964.
 104 Yds., Kentucky, 1964.
 100 Yds., N.C. State, 1964.

ANDRE COOPER:

182 Yds., Maryland, 1995.
 155 Yds., Duke, 1995.
 116 Yds., Virginia, 1995.
 114 Yds., N.C. State, 1995.
 105 Yds., Wake Forest, 1994.
 103 Yds., Georgia Tech, 1995.
 102 Yds., Virginia, 1996.

JESSIE HESTER:

154 Yds., South Carolina, 1984.
 138 Yds., East Carolina, 1982.
 126 Yds., Tulane, 1983.
 117 Yds., UT-Chattanooga, 1984.
 116 Yds., Miami, 1984.
 103 Yds., Auburn, 1984.
 101 Yds., South Carolina, 1982.

SNOOP MINNIS:

187 Yds., Florida, 2000.
 163 Yds., Clemson, 2000.
 145 Yds., Miami, 2000.
 137 Yds., BYU, 2000.
 132 Yds., North Carolina, 2000.
 131 Yds., Virginia, 2000.
 122 Yds., Wake Forest, 2000.

KEZ MCCORVEY:

207 Yds., Duke, 1994.
 138 Yds., Notre Dame, 1993.
 127 Yds., Florida, 1994.
 122 Yds., Maryland, 1993.
 107 Yds., Virginia, 1994.
 107 Yds., Kansas, 1993.

JACKIE FLOWERS:

174 Yds., LSU, 1979.
 165 Yds., Houston, 1978.
 134 Yds., Cincinnati, 1978.
 117 Yds., Memphis St., 1979.
 116 Yds., Miss. St., 1978.
 100 Yds., Va. Tech, 1979.

INDIVIDUAL RECORDS

CONSECUTIVE GAMES CATCHING A PASS

Career: 38, E. G. Green, 1994-97

HIGHEST AVERAGE PER RECEPTION

Game: (Min. 5 rec.) - 34.6 (173-5), Ron Sellers vs. Maryland, Sept. 21, 1968
Season: (Min. 30 rec.) - 21.7 (738-34), Hassan Jones, 1985
Career: (Min. 70 rec.) - 20.1 (2,392-119), Barry Smith, 1970-72

MOST TD PASSES CAUGHT

Game: 5, Ron Sellers vs. Wake Forest, Nov. 23, 1968
Season: 15, Andre Cooper, 1995
Career: 31, Peter Warrick, 1996-99

MOST YARDS GAINED PER GAME

Season: 149.6, Ron Sellers, 1968
Career: 119.9, Ron Sellers, 1966-68

MOST 100-YARD RECEIVING GAMES


Season: 8, Barry Smith, 1972
Career: 18, Ron Sellers, 1966-68

MOST 200-YARD RECEIVING GAMES

Season: 4, Ron Sellers, 1968
Career: 5, Ron Sellers, 1966-68

LONGEST TOUCHDOWN RECEPTIONS

- 98 yards, Chris Weinke to Snoop Minnis vs. Clemson, 2000
- 96 yards, Kurt Unglaub to Jimmy Jordan vs. Virginia Tech, 1976
- 95 yards, Rudy Thomas to Jimmy Black vs. Southern Mississippi, 1976
- 93 yards, Chip Ferguson to Lawrence Dawsey vs. Southern Mississippi, 1988
- 91 yards, Jimmy Black to Kurt Unglaub vs. North Texas State, 1976
- 88 yards, Gary Huff to Barry Smith vs. Kansas, 1971
 88 yards, Casey Weldon to Amp Lee vs. Tulane, 1989
- 86 yards, Gary Pajcic to Ron Sellers vs. Wake Forest, 1966
 86 yards, Charlie Ward to Tamarick Vanover vs. Virginia, 1993
- 84 yards, Chris Weinke to Ron Dugans vs. Duke, 1999
- 83 yards, Blair Williams to Dennis McKinnon vs. South Carolina, 1982
- 82 yards, Gary Pajcic to Ron Sellers vs. Maryland, 1968



Ron Sellers

Kez McCorvey

TOTAL OFFENSE

SINGLE-GAME TOTAL OFFENSE

1. Chris Weinke	Duke	2000	527	
2. Chris Weinke	Clemson	2000	509	
3. Charlie Ward	Maryland	1992	506	
4. Chris Weinke	Miami	2000	496	
5. Bill Cappleman	Memphis State	1969	490	
6. Charlie Ward	Florida	1993	475	
7. Peter Tom Willis	Memphis State	1989	452	
8. Danny Kanell	Virginia	1995	444	
9. Chris Weinke	Florida	2000	443	
10. Chris Weinke	Georgia Tech	2000	441	
11. Thad Busby	NC State	1997	433	
12. Bill Cappleman	South Carolina	1968	431	
13. Danny Kanell	Florida	1994	427	
	Danny Kanell	Maryland	1994	427
15. Chris Rix	Clemson	2001	416	
16. Peter Tom Willis	Nebraska (Fiesta Bowl)	1990	414	
17. Danny McManus	Nebraska (Fiesta Bowl)	1988	401	
	Charlie Ward	Florida	1992	401

SEASON TOTAL OFFENSE

1. Chris Weinke, 2000	461	4070
2. Charlie Ward, 1993	445	3371
3. Thad Busby, 1997	447	3301
4. Charlie Ward, 1992	465	3151
5. Chris Rix, 2001	385	3123
6. Peter Tom Willis, 1989	377	3004
7. Chris Weinke, 1999	408	2994
8. Danny Kanell, 1995	421	2916
9. Gary Huff, 1972	429	2770
10. Danny Kanell, 1994	407	2654
11. Gary Huff, 1971	386	2653
12. Casey Weldon, 1991	351	2497
13. Bill Cappleman, 1968	349	2342
14. Chris Weinke, 1998	333	2319
15. Bill Cappleman, 1969	417	2135
16. Kim Hammond, 1967	297	2074

YEAR-BY-YEAR TOTAL OFFENSE


YEAR	NAME	PLAYS	YARDS	TD
1955	Len Swantic	116	595	6
1956	Lee Corso	147	725	8
1957	Bobby Renn	148	680	6
1958	Fred Pickard	122	602	4
1959	Joe Majors	227	1141	10
1960	Ed Trancygier	152	695	9
1961	Eddie Fealy	181	722	7
1962	Eddie Fealy	165	982	7
1963	Steve Tensi	169	852	9
1964	Steve Tensi	215	1635	15
1965	Ed Pritchett	325	1455	7
1966	Gary Pajcic	290	1735	9
1967	Kim Hammond	297	2074	17
1968	Bill Cappleman	349	2342	26
1969	Bill Cappleman	417	2135	14
1970	Tommy Warren	259	1713	12
1971	Gary Huff	386	2653	24
1972	Gary Huff	429	2770	26
1973	Billy Sexton	168	765	4
1974	Ron Coppess	215	909	3
1975	Clyde Walker	241	1424	11
1976	Jimmy Black	308	1836	11
1977	Wally Woodham	195	1263	13
1978	Jimmy Jordan	224	1330	15
1979	Jimmy Jordan	202	1107	13
1980	Rick Stockstill	272	1282	17
1981	Rick Stockstill	292	1247	11
1982	Kelly Lowrey	253	1670	15
1983	Kelly Lowrey	279	1686	20
1984	Eric Thomas	239	1277	14
1985	Chip Ferguson	161	976	13
1986	Danny McManus	126	903	9
1987	Danny McManus	276	1950	15
1988	Chip Ferguson	212	1706	16
1989	Peter Tom Willis	377	3004	22
1990	Casey Weldon	211	1621	12
1991	Casey Weldon	351	2497	22
1992	Charlie Ward	465	3151	28
1993	Charlie Ward	445	3371	31
1994	Danny Kanell	407	2654	18
1995	Danny Kanell	421	2916	32
1996	Thad Busby	296	1830	17
1997	Thad Busby	447	3301	27
1998	Chris Weinke	333	2319	19
1999	Chris Weinke	408	2994	25
2000	Chris Weinke	461	4070	34
2001	Chris Rix	385	3123	27

CAREER TOTAL OFFENSE

1. Chris Weinke (97-00)	1217	9473
2. Charlie Ward (89-93)	931	6636
3. Danny Kanell (92-95)	906	6176
4. Gary Huff (70-72)	921	6086
5. Thad Busby (94-97)	824	5883
6. Casey Weldon (88-91)	617	4643
7. Bill Cappleman (67-69)	777	4499
8. Warrick Dunn (93-96)	680	4263
9. Peter Tom Willis (86-89)	546	4107
10. Greg Allen (81-84)	624	3769
11. Jimmy Jordan (76-79)	678	3764
12. Chip Ferguson (85-88)	578	3746
13. Wally Woodham (75, 77-79)	573	3531
14. Kelly Lowrey (80-83)	450	3429

LONGEST TD PLAYS

- 100 yards, Keith Ross/Dexter Carter vs. Miami, 1986 (lateral on KO return)
- 100 yards, Deion Sanders vs. Tulsa, 1985 (INT return)
- 100 yards, Leon Bright vs. Virginia Tech, 1974 (KO return)



Danny Kanell



Charlie Ward



Danny Kanell



Bill Cappleman



Peter Tom Willis



Steve Tensi

- 100 yards, Bill Moremen/T.K. Wetherell vs. Kentucky, 1965 (lateral on KO return)
- 99 yards, Fred Biletznikoff vs. Miami, 1963 (INT return)
- 99 yards, Ted Hewitt vs. Stetson, 1948 (INT return)
- 98 yards, Chris Weinke to Snoop Minnis vs. Clemson, 2000
- 97 yards, Billy Allen vs. Louisiana State, 1981 (KO return)
- 97-yard run, Larry Key vs. Virginia Tech, 1976
- 96 yards, Tamarick Vanover vs. Wake Forest, 1992 (KO return)
- 96-yard pass, Jimmy Jordan to Kurt Unglaub vs. Virginia Tech, 1976
- 96 yards, David Snell vs. Virginia Tech, 1970 (KO return)
- 95-yard run, Sammie Smith vs. Furman, 1987
- 95 yards, Billy Allen vs. West Virginia (Gator Bowl), 1982 (KO return)
- 95 yards, Greg Allen vs. Western Carolina, 1981 (KO return)
- 95-yard pass, Jimmy Black to Rudy Thomas vs. Southern Mississippi, 1976
- 94 yards, Tamarick Vanover vs. Miami, 1992 (KO return)
- 94 yards, Leon Fowler vs. Duke, 1992 (INT return)
- 94 yards, Bill Moremen/T.K. Wetherell vs. Miami, 1966 (lateral on KO return)
- 93-yard pass, Chip Ferguson to Lawrence Dawsey vs. Southern Miss, 1988
- 93 yards, Larry Key vs. Texas Tech (Tangerine Bowl), 1977 (KO return)
- 93 yards, Eddie McMillan vs. Memphis State, 1970 (KO return)

SEASON RECORDS

MOST POINTS

- 532 in 1995
- 518 in 1993
- 509 in 2000
- 450 in 1987
- 442 in 1988
- 439 in 1991
- 437 in 1997
- 435 in 1990
- 426 in 1996
- 419 in 1992

TOTAL PLAYS

- 939 in 1993
- 924 in 2000
- 897 in 1991
- 885 in 1995
- 872 in 1998
- 855 in 1979
- 853 in 1994
- 851 in 1992
- 848 in 1987
- 845 in 1978

TOTAL OFFENSE

- 6588 in 2000
- 6576 in 1993
- 6067 in 1995
- 5401 in 1991
- 5361 in 1987
- 5314 in 1994
- 5124 in 1982
- 5080 in 1992
- 4973 in 1997
- 4965 in 1989

TOTAL OFFENSE PER GAME

- 548.0 in 1993
- 551.5 in 1995
- 549.0 in 2000
- 487.4 in 1987
- 465.8 in 1982
- 483.1 in 1994
- 461.8 in 1992
- 452.1 in 1997
- 451.4 in 1989
- 451.0 in 1984

MOST FIRST DOWNS

- 350 in 1993
- 310 in 2000
- 290 in 1995
- 283 in 1991
- 275 in 1994
- 269 in 1983
- 268 in 1987
- 267 in 1989
- 262 in 1999
- 256 in 1992

FIRST DOWNS PENALTY

- 30 in 2000
- 30 in 1997
- 26 in 1989
- 22 in 1999
- 20 in 1975
- 20 in 1973
- 18 in 1983
- 17 in 1993
- 17 in 1966
- 16 in 1998
- 16 in 1994

FIRST DOWNS PASSING

- 184 in 1993
- 180 in 2000
- 164 in 1995
- 157 in 1989
- 151 in 1997
- 147 in 1999
- 143 in 1994
- 138 in 1991
- 129 in 1972
- 128 in 1978

INDIVIDUAL RECORDS

MOST PLAYS

Game: 61, Gary Huff vs. Houston, Nov. 4, 1972
Season: 465, Charlie Ward, 1992
Career: 1217, Chris Weinke, 1997-00

MOST YARDS GAINED

Game: 527, Chris Weinke vs. Duke, Oct. 14, 2000
Season: 4,070, Chris Weinke, 2000
Career: 9,473, Chris Weinke, 1997-00

MOST TDs RESPONSIBLE FOR

Game: 6, Gary Huff vs. South Carolina, Oct. 23, 1971; Peter Tom Willis vs. Memphis State, Nov. 18, 1989; Chris Weinke vs. Maryland, Nov. 13, 1999
Season: 34, Chris Weinke, 2000
Career: 80, Chris Weinke, 1997-00

TEAM RECORDS (Total Offense)

SINGLE-GAME

Most Plays 100 vs. East Carolina Sept. 20, 1980
Most Plays, Both Teams 173 vs. San Diego State Oct. 27, 1973
Most Yards Gained 858 vs. Maryland Nov. 7, 1992
Most Yards Gained, Both Teams 1,294 vs. Maryland Nov. 7, 1992
Most Touchdowns 11 vs. N.C. State Sept. 16, 1995

SINGLE-SEASON



Most Yards Per Game 551.5 (6,067-11) 1995
Highest Average Per Play 7.1 2000
Most Yards 6,588 2000
Most Touchdowns 72 1995

FIRST DOWNS

Most First Downs

40 vs. Maryland Nov. 7, 1992
Most First Downs, Both Teams 67 Maryland Nov. 7, 1992
Most Rushing First Downs 24 vs. East Carolina Sept. 20, 1980
Most Rushing First Downs, Both Teams 32 vs. Auburn Oct. 23, 1976
vs. Memphis Nov. 18, 1989
Most Passing First Downs 23 vs. Wake Forest Nov. 15, 1997
vs. Memphis Nov. 18, 1989
Most Passing First Downs, Both Teams 39 vs. Maryland Nov. 18, 1995
Most Penalty First Downs 5 vs. Miami Oct. 28, 1989
vs. Florida Dec. 2, 1989
Most Penalty First Downs, Both Teams 13 vs. Miami Oct. 28, 1989

Charlie Ward



Chris Weinke



Bill Cappleman