

DEFENSE



Marvin Jones



Sam Cowart

INDIVIDUAL RECORDS

Tackles

MOST TACKLES

Game: 29, Dale McCullers vs. Texas A&M, Oct. 5, 1968
Season: 181, Aaron Carter, 1977
Career: 512, Aaron Carter, 1974-77

SEASON TACKLES

NAME	YEAR	TACKLES	ASSISTS	TOTAL
1. Aaron Carter	1977	82	99	181
2. Dale McCullers	1967	108	72	180
3. Reggie Herring	1980	92	78	170
4. Dale McCullers	1968	102	61	163
5. Henry Taylor	1984	80	79	159
6. Jimmy Heggins	1977	67	90	157
7. Paul McGowan	1987	97	53	150

CAREER TACKLES

1. Aaron Carter	(74-77)	512
2. Ron Simmons	(77-80)	483
3. Reggie Herring	(77-80)	452
4. Paul McGowan	(84-87)	446
5. Kirk Carruthers	(88-91)	435
6. Ken Roe	(80-83)	373
7. Marvin Jones	(90-92)	369
8. Daryl Bush	(94-97)	362
9. Henry Taylor	(81-84)	344
10. Bradley Jennings	(98-01)	341
11. Sam Cowart	(93-97)	338

MOST QUARTERBACK SACKS (SINCE 1977)

Game: 5, Willie Jones vs. Florida, 1978; Ron Simmons vs. North Texas State, Oct. 29, 1977
Season: 19, Peter Boulware, 1996
Career: 35.5, Reinard Wilson, 1993-96

SEASON QUARTERBACK SACKS

1. Peter Boulware	1996	19
2. Andre Wadsworth	1997	16
3. Reinard Wilson	1996	13.5
4. Jamal Reynolds	2000	12
5. Ron Simmons	1977	12
6. Reinard Wilson	1994	11
7. Carl Simpson	1991	11
8. Anthony Moss	1990	10.5
9. Greg Spires	1997	10
10. Peter Boulware	1995	10
11. Willie Jones	1978	10
12. Reinard Wilson	1995	9
13. Carl Simpson	1992	9
14. Shelton Thompson	1989	8.5
15. Reggie Freeman	1992	8
16. Odell Haggins	1987	8
17. Gerald Nichols	1984	8
18. Alphonso Carreker	1982	8

CAREER QUARTERBACK SACKS

1. Reinard Wilson	(93-96)	35.5
2. Peter Boulware	(94-96)	34
3. Ron Simmons	(77-80)	25
4. Jamal Reynolds	(97-00)	23.5
5. Andre Wadsworth	(94-97)	23
6. Carl Simpson	(90-92)	21.5
7. Anthony Moss	(87-90)	21.5
8. Alphonso Carreker	(80-83)	20
9. Willie Jones	(75-78)	20

MOST TACKLES FOR LOSS

Game: 5, Dale McCullers vs. Memphis State, 1967
Season: 22, Darnell Dockett, 2001
Career: 44, Ron Simmons, 1977-80

SEASON TACKLES FOR LOSS

1. Darnell Dockett	2001	22
2. Corey Simon	1999	17
3. Ron Simmons	1979	17
4. Marvin Jones	1991	13
5. Ron Simmons	1977	13
6. Darnell Dockett	2000	12
7. Roland Seymour	1998	12
8. Paul McGowan	1985	12
9. Alphonso Carreker	1983	12
10. Scott Warren	1977	12
11. Corey Simon	1998	11
12. Howard Dinkins	1990	11
13. Paul McGowan	1987	11
14. David Warren	2000	10
15. Jerry Johnson	1997	10
16. Sam Cowart	1995	10
17. Arthur Scott	1979	10
18. Reinard Wilson	1996	9
19. Derrick Alexander	1994	9
20. Ken Alexander	1993	9

CAREER TACKLES FOR LOSS

1. Ron Simmons	(77-80)	44
2. Darnell Dockett	(00-present)	41
3. Corey Simon	(1996-99)	33
4. Jerry Johnson	(1996-99)	32
5. Paul McGowan	(84-87)	32
6. Marvin Jones	(90-92)	27
7. Corey Simon	(1996-present)	23
8. Scott Warren	(76-79)	22
9. Derrick Alexander	(92-94)	21
10. Isaac Williams	(82-85)	20
11. Willie Jones	(75-78)	20
12. Alphonso Carreker	(80-83)	19
13. Arthur Scott	(76-80)	19

Fumbles

CAUSED FUMBLES


Game: 2, Several Players
Season: 13, Ron Simmons, 1977
Career: 17, Ron Simmons, 1977-80

FUMBLERECOVERIES

Game: 3, Ron Wallace vs. Wichita State, Sept. 20, 1969
Season: 6, Ron Wallace, 1969
Career: 8, Ron Wallace, 1968-70; Willie Jones, 1975-78; Ron Simmons, 1977-80



Corey Simon



Peter Boulware



Reinard Wilson



Ron Simmons



Paul McGowan



Derrick Brooks

TEAM RECORDS

Single-Game

TOTAL DEFENSE

Fewest Plays	38	Memphis State	Nov. 4, 1967
Fewest Yards	23	The Citadel	Sept. 15, 1962
Most Yards	651	Arizona State	Nov. 3, 1984

FIRST DOWNS

Most First Downs	40	vs. Maryland	Nov. 7, 1992
Most First Downs, Both Teams	67	vs. Maryland	Nov. 7, 1992
Most Rushing First Downs	24	vs. East Carolina	Sept. 20, 1980
Most Rushing First Downs, Both Teams	32	vs. Auburn	Oct. 23, 1976
Most Passing First Downs	23	vs. Wake Forest	Nov. 15, 1997
		vs. Memphis State	Nov. 18, 1989
Most Passing First Downs, Both Teams	39	vs. Maryland	Nov. 18, 1995
Most Penalty First Downs	5	vs. Miami	Oct. 28, 1989
		vs. Florida	Dec. 2, 1989
Most Penalty First Downs, Both Teams	13	vs. Miami	Oct. 28, 1989

BLOCKED KICKS

Most Blocked Kicks	2, many times	latest vs. La Tech	Oct. 22, 1988
Most Blocked Punts	2, seven times	latest vs. N. Carolina	Sept. 28, 1996
Most Blocked Field Goals	2	vs. Louisville	Sept. 12, 1970
Most TDs off Blocked Kicks	2	vs. Tulane	Oct. 20, 1984
		vs. Arizona State	Nov. 3, 1984
Most TDs off Blocked Punts	2	vs. Tulane	Oct. 20, 1984
		vs. Arizona State	Nov. 3, 1984
Most TDs off Blocked Field Goals	1, many times	latest vs. Temple	Sept. 29, 1984

TURNOVERS

Most Turnovers (2 int.-10 fumbles)	12	Wichita State	Sept. 20, 1969
---	----	---------------	----------------

FUMBLES

Most Fumbles Caused	17	vs. Wichita State	Sept. 20, 1969
----------------------------	----	-------------------	----------------

Most Fumbles Recovered	10	vs. Wichita State	Sept. 20, 1969
-------------------------------	----	-------------------	----------------

RUSHING

Fewest Rushes	15	Florida	Nov. 27, 1993
Fewest Yards (-33)		Miami	Oct. 4, 1997
		Florida	Nov. 27, 1993
Most Yards	472	Nebraska	Sept. 19, 1981

PASSING

Fewest Passes Attempted	4	Memphis State	Nov. 4, 1967
		Georgia Tech	Oct. 4, 1975
		Virginia Tech	Oct. 11, 1975
Fewest Passes Completed	0	William & Mary	Oct. 22, 1960
Lowest Percentage Completed (Min. 10 atts.)	15.4 (2-13)	The Citadel	Sept. 15, 1962
		Kansas State	Oct. 2, 1976
Fewest Yards Passing	0	William & Mary	Oct. 22, 1960
Most Yards Passing	532	Arizona State	Nov. 3, 1984
Most Passes Intercepted	6	vs. Louisville	Nov. 2, 1991
Most Yards on Interceptions	134	vs. Tulsa	Oct. 19, 1985
Most TDs on Interceptions	2	vs. Tulsa	Oct. 19, 1985
		vs. Louisiana Tech	Oct. 22, 1988
		vs. Michigan	Sept. 28, 1991

FIRST DOWNS

Fewest First Downs	2	The Citadel	Sept. 15, 1962
Fewest Rushing First Downs	0	Louisville	Sept. 13, 1980
		Florida	Nov. 27, 1993
Fewest Passing First Downs	0, seven times	latest East Carolina	Sept. 20, 1980

Single-Season

TOTAL DEFENSE

Fewest Yards	1,811	1964
Fewest Yards Per Game	181.1	1964 (1,811-10)
Lowest Average Per Play	3.3	1964 (3,410-658)
Fewest Touchdowns	8	1980

SCORING DEFENSE

Fewest Points	66	1964
Fewest Points Per Game	6.6	1964 (66-10)

FIRST DOWNS

Fewest First Downs	90	1962
Fewest Rushing First Downs	38	1997
Fewest Passing First Downs	28	1958
Fewest Penalty First Downs	2	1957

BLOCKED KICKS

Most Blocked Kicks	9	1982 and 1984
Most Blocked Punts	8	1984
Most Blocked Field Goals	4	1970

Most TDs off Blocked Kicks	6	1984
Most TDs off Blocked Punts	5	1984
Most TDs off Blocked Field Goals	1	Many Years (latest 1984)

FUMBLES

Most Fumbles Caused	45	1979
Most Fumbles Recovered	26	1957

RUSHING

Fewest Yards	571	1997
Fewest Yards Per Game	51.9	1997 (571-11)
Lowest Average Per Play	1.5	1997 (571-379)
Fewest Touchdowns	2	1980

PASSING

Fewest Yards	675	1958
Fewest Yards Per Game	63.5	1975 (698-11)
Fewest Yards Per Attempt	4.7	1962 (693-148)
Fewest Yards Per Completion	10.3	1962 (693-67)
Lowest Completion %	34.1	1979 (91-267)
Fewest Touchdowns	2	1956, 1958, 1963 and 1964

Most Interceptions	25	1968 and 1991
Most Yards on Interceptions	335	1991
Most TDs on Interceptions	6	1988

FIRST DOWNS

Most First Downs	350	1993
Most Rushing First Downs	152	1987
Most Passing First Downs	184	1993
Most Penalty First Downs	30	1997, 2000



Alphonso Carreker



Reinard Wilson



Corey Simon

INTERCEPTIONS

INDIVIDUAL RECORDS

MOST PASSES INTERCEPTED

- Game:** 4, Mario Edwards vs. Wake Forest, Nov. 14, 1998
Season: 12, Terrell Buckley, 1991
Career: 21, Terrell Buckley, 1989-91

MOST YARDS ON INTERCEPTIONS

- Game:** 109, LeRoy Butler vs. Syracuse, Oct. 7, 1989
Season: 238, Terrell Buckley, 1991
Career: 501, Terrell Buckley, 1989-91

MOST TDs ON INTERCEPTIONS

- Game:** 1, Several Players
Season: 2, Deion Sanders, 1988; Terrell Buckley, 1990 and 1991; Derrick Brooks, 1993
Career: 4, Deion Sanders, 1985-88; Terrell Buckley, 1989-91

LONGEST INTERCEPTION RETURN

- Game:** 100, Deion Sanders vs. Tulsa, Oct. 19, 1985

SEASON INTERCEPTIONS

- | | |
|---------------------------|----|
| 1. Terrell Buckley, 1991 | 12 |
| 2. Monk Bonasorte, 1979 | 8 |
| 3. Curt Campbell, 1951 | 8 |
| 4. Samari Rolle, 1997 | 7 |
| 5. Corey Sawyer, 1992 | 7 |
| 6. LeRoy Butler, 1989 | 7 |
| 7. Tay Cody, 2000 | 6 |
| 8. Mario Edwards, 1998 | 6 |
| 9. Corey Sawyer, 1993 | 6 |
| 10. Terrell Buckley, 1990 | 6 |
| 11. Larry Harris, 1982 | 6 |
| 12. Bobby Butler, 1979 | 6 |

- | | |
|----------------------|---|
| J.T. Thomas, 1970 | 6 |
| Winfred Bailey, 1964 | 6 |
| Bud Whitehead, 1959 | 6 |
| Lee Corso, 1954 | 6 |
| Tom Fearster, 1954 | 6 |
| Tommy Brown, 1952 | 6 |
| Ted Hewitt, 1949 | 6 |

CAREER INTERCEPTIONS

- | | |
|----------------------------|----|
| 1. Terrell Buckley (89-91) | 21 |
| 2. Monk Bonasorte (77-80) | 15 |
| 3. Deion Sanders (85-88) | 14 |
| 4. Lee Corso (53-56) | 14 |
| 5. Corey Sawyer (91-93) | 13 |
| 6. Tay Cody (97-00) | 12 |
| 7. Samari Rolle (94-97) | 12 |
| 8. Brian McCrary (81-84) | 12 |
| 9. Keith Jones (78-80) | 12 |
| 10. J.T. Thomas (70-72) | 12 |
| 11. Curt Campbell (50-52) | 12 |
| 12. Eric Williams (84-87) | 11 |
| 13. Bobby Butler (77-80) | 11 |
| 14. Walt Sumner (66-68) | 11 |

LONGEST INTERCEPTION RETURNS

- | |
|--|
| 1. 100 yards, Deion Sanders vs. Tulsa, 1985 (TD) |
| 2. 99 yards, Ted Hewitt vs. Stetson, 1958 (TD) |
| 3. 99 yards, Fred Biletnikoff vs. Miami, 1963 (TD) |
| 4. 94 yards, Leon Fowler vs. Duke, 1992 (TD) |
| 5. 87 yards, LeRoy Butler vs. Syracuse, 1989 (TD) |
| 6. 86 yards, Tom Hillabrand vs. Auburn, 1960 (TD) |
| 7. 83 yards, Terrell Buckley vs. Cincinnati, 1990 (TD) |
| 8. 81 yards, Bud Whitehead vs. Wake Forest, 1959 (TD) |
| 9. 80 yards, Abdul Howard vs. Virginia, 2001 |
| 10. 74 yards, Dale McCullers vs. Houston, 1967 |
| 11. 71 yards, Terrell Buckley vs. Virginia Tech, 1991 (TD) |
| 12. 71 yards, Corey Sawyer vs. North Carolina State, 1993 |



Tay Cody



Samari Rolle



Terrell Buckley




Deion Sanders




Bobby Butler




Deion Sanders



Bobby Butler



Terrell Buckley



Tay Cody

SEASON RECORDS

MOST INTERCEPTIONS

- | |
|----------------|
| 1. 25 in 1991 |
| 2. 25 in 1968 |
| 3. 24 in 1982 |
| 4. 24 in 1949 |
| 5. 23 in 1989 |
| 6. 23 in 1979 |
| 7. 22 in 1999 |
| 8. 22 in 1997 |
| 9. 22 in 1985 |
| 10. 22 in 1972 |

SCORING



Sebastian Janikowski



Amp Lee



Dayne Williams



Bobby Renn



Dave Cappelen



Peter Warrick

Sebastian Janikowski

SEASON SCORING

NAME, YEAR	TD	PAT	FG	PIS
1. Greg Allen, 1982	21			126
2. Sebastian Janikowski, 1998		42-43	27-32	123
3. Sebastian Janikowski, 1999		47-47	23-30	116
4. Derek Schmidt, 1987		47-50	23-31	116
5. Amp Lee, 1990	18			108
6. Bill Capece, 1980		38-38	22-30	104
7. Scott Bentley, 1996		52-53	16-18	100
8. Derek Schmidt, 1985		44-44	18-25	98
9. Scott Bentley, 1995		67-69	9-16	96
10. Scott Bentley, 1993		56-64	13-20	95
11. Derek Schmidt, 1984		42-42	17-24	93
12. Richie Andrews, 1990		52-54	13-18	91
13. Dayne Williams, 1987	15			90
14. Derek Schmidt, 1986		41-42	15-24	86
Barry Smith, 1972	14			86
16. Xavier Bietia, 2001		44-48	13-14	83

CAREER SCORING

NAME, YEARS	TD	PAT	OV	FG	PIS
1. Derek Schmidt (84-87)	174-178			73-104	393
2. Scott Bentley (93-96)	200-213			42-61	326
3. Sebastian Janikowski (97-99)	126-129			66-83	324
4. Warrick Dunn (93-96)	49				294
5. Greg Allen (81-84)	46		1		278
6. Dave Cappelen (76-79)	111-119			43-71	240
7. Amp Lee (89-91)	38				228
8. Richie Andrews (87-90)	143-147			26-44	221
9. E. G. Green (94-97)	30		1		182
10. Barry Smith (70-72)	27		1		164
11. Grant Guthrie (67-69)		72-76		28-50	156
12. Dayne Williams (86-88)	24				144
13. Ron Sellers (66-68)	23				138
14. Jessie Hester (81-84)	22		2		136

LONGEST TOUCHDOWN PLAYS

- 100 yards Keith Ross/Dexter Carter vs. Miami, 1986 (lateral on KO return)
Deion Sanders vs. Tulsa, 1985 (INT return)
Leon Bright vs. Virginia Tech, 1974 (KO return)
Bill Moremen/T.K. Wetherell vs. Kentucky, 1965 (lateral on KO return)
- 99 yards Fred Biletnikoff vs. Miami, 1963 (INT return)
Ted Hewitt vs. Stetson, 1948 (INT return)
- 98 yards Chris Weinketo Snoop Minnis vs. Clemson, 2000
- 97 yards Billy Allen vs. Louisiana State, 1981 (KO return)
run, Larry Key vs. Virginia Tech, 1976
- 96 yards Tamarick Vanover vs. Wake Forest, 1992 (KO return)
pass, Jimmy Jordan to Kurt Unglaub vs. Virginia Tech, 1976
David Snell vs. Virginia Tech, 1970 (KO return)
- 95-yard run, Sammie Smith vs. Furman, 1987
Billy Allen vs. West Virginia (Gator Bowl), 1982 (KO return)
Greg Allen vs. Western Carolina, 1981 (KO return)
pass, Jimmy Black to Rudy Thomas vs. Southern Mississippi, 1976
- 94 yards Tamarick Vanover vs. Miami, 1992 (KO return)
Leon Fowler vs. Duke, 1992 (INT return)
Bill Moremen/T.K. Wetherell vs. Miami, 1966 (lateral on KO return)
- 93 yards pass, Chip Ferguson to Lawrence Dawsey vs. Southern Miss, 1988
Larry Key vs. Texas Tech (Tangerine Bowl), 1977 (KO return)
Eddie McMillan vs. Memphis State, 1970 (KO return)

YEAR-BY-YEAR SCORING

YEAR	NAME	TD	PAT	OV	FG	PIS
1955	Buck Metts	4				24
	Len Swantic	4				24
1956	Bob Nellums	5	1-2			31
1957	Bob Nellums	5	2-3			32
1958	Bobby Renn	7		1		44
1959	Fred Pickard	7		1		44
1960	Ed Trancygier	3				18
	Bill Whitehead	3				18
1961	Eddie Feely	3				18
1962	Keith Kindermann	5				30
1963	Larry Brinkley	5		1		32
1964	Fred Biletnikoff	11		1		68
1965	Gene Roberts		10-14		7-12	31
1966	Jim Mankins	10				60
1967	Grant Guthrie		26-27		9-14	53
1968	Ron Sellers	12				72
1969	Grant Guthrie		15-17		11-18	48
1970	Frank Fontes		22-24		14-27	64
1971	Frank Fontes		30-31		13-24	69
1972	Barry Smith	14		1		86
1973	Ahmet Askin		8-9		4-9	20
1974	Ahmet Askin		14-15		4-14	26
1975	Larry Key	6				36
	Rudy Thomas	6				36
1976	Dave Cappelen		16-20		9-17	43
1977	Dave Cappelen		27-29		13-20	66
1978	Dave Cappelen		39-40		7-12	60
1979	Dave Cappelen		29-30		14-22	71
1980	Bill Capece		39-39		22-30	104
1981	Mike Rendina		25-27		9-15	52
1982	Greg Allen	21				126
1983	Greg Allen	13		1		80
1984	Derek Schmidt		42-42		17-24	93
1985	Derek Schmidt		44-44		18-25	98
1986	Derek Schmidt		41-42		15-24	86
1987	Derek Schmidt		47-50		23-31	116
1988	Richie Andrews		57-58		5-13	72
1989	Richie Andrews		34-35		8-13	58
1990	Amp Lee	18				108
1991	Amp Lee	14				84
1992	Dan Mowrey		51-55		10-18	81
1993	Scott Bentley		56-64		13-20	95
1994	Zack Crockett	11				66
1995	Scott Bentley		67-69		9-16	94
1996	Scott Bentley		52-53		16-18	100
1997	Sebastian Janikowski		37-39		16-21	85
1998	Sebastian Janikowski		42-43		27-32	123
1999	Sebastian Janikowski		47-47		23-30	116
2000	Snoop Minnis	11				66
	Atreus Bell	11				66
2001	Xavier Bietia	11	44-48		13-14	83

INDIVIDUAL RECORDS

MOST POINTS

- Game:** 30, Ron Sellers vs. Wake Forest, Nov. 23, 1968
Season: 126, Greg Allen, 1982
Career: 393, Derek Schmidt, 1984-87

MOST TOUCHDOWNS

- Game:** 5, Ron Sellers vs. Wake Forest, Nov. 23, 1968
Season: 21, Greg Allen, 1982
Career: 49, Warrick Dunn, 1993-96

TEAM RECORDS

SINGLE-GAME

- Most Points**
77 vs. N.C. State Sept. 16, 1995
- Most Points, Both Teams**
96 vs. Arizona State Nov. 3, 1984
- Greatest Margin of Victory**
74 vs. Whiting Field 1949*
63 vs. Tulane Nov. 14, 1992
- Greatest Margin of Defeat**
49 vs. Florida Dec. 1, 1973
- Most Touchdowns**
11 vs. NC State Sept. 16, 1995
- Most Touchdowns, Both Teams**
13 vs. N.C. State Sept. 16, 1995
vs. East Carolina Sept. 3, 1983
vs. Maryland Nov. 7, 1992

SINGLE-SEASON

- Most Points** 532 1995
Most Points Per Game 48.4 1995
Consecutive 50 Point Games 3 1986
Most Touchdowns 70 1993

KICKING

INDIVIDUAL RECORDS

HIGHEST PERCENTAGE OF PAT MADE

Season: (Min. 25 atts.) - 100.0 (47-47) Sebastian Janikowski, 1999; (38-38) Bill Capece, 1980; Derek Schmidt (42-42), 1984 and (44-44), 1985
Career: (Min. 100 atts.) - 97.8 (174-178), Derek Schmidt, 1984-87

MOST POINTS KICKING

Game: 18, Brett Cimorelli vs. Clemson, Nov. 4, 2000; Sebastian Janikowski vs. NC State, Sept. 18, 1999; Bill Capece vs. Pittsburgh, Oct. 11, 1980
Season: 123, Sebastian Janikowski, 1998
Career: 393, Derek Schmidt, 1984-87

MOST FIELD GOALS ATTEMPTED

Game: 8, Frank Fontes vs. Wake Forest, Sept. 26, 1970
Season: 32, Sebastian Janikowski, 1998
Career: 104, Derek Schmidt, 1984-87

MOST FIELD GOALS MADE

Game: 5, Sebastian Janikowski vs. NC State, 1999 and Maryland, 1998; Bill Capece vs. Pittsburgh, Oct. 11, 1980
Season: 27, Sebastian Janikowski, 1998
Career: 73, Derek Schmidt, 1984-87

HIGHEST PERCENTAGE OF FGs MADE

Season: (Min. 15 atts.) - 89.0 (16-18), Scott Bentley, 1996

SEASON RECORDS

XPKICKS MADE

- 67 in 1995 (of 69)
- 59 in 2000 (of 66)
- 59 in 1993 (of 68)
- 57 in 1988 (of 58)
- 52 in 1996 (of 53)
- 52 in 1990 (of 54)
- 52 in 1982 (of 53)
- 51 in 1992 (of 55)
- 47 in 1999 (of 47)
- 47 in 1997 (of 51)
- 47 in 1994 (of 51)
- 47 in 1987 (of 50)

XPKICKS ATTEMPTED

- 69 in 1995
- 68 in 1993
- 66 in 2000
- 58 in 1988
- 55 in 1992
- 54 in 1990
- 53 in 1996
- 53 in 1982
- 51 in 1997
- 51 in 1994
- 50 in 1987

MOST FIELD GOALS MADE

- 27 in 1998
- 23 in 1999
- 23 in 1987
- 22 in 1980
- 18 in 1997
- 18 in 1985
- 17 in 1989
- 17 in 1984
- 16 in 1997
- 16 in 1996

MOST FIELD GOALS ATTEMPTED

- 32 in 1998
- 31 in 1987
- 30 in 1999
- 30 in 1980
- 26 in 1989
- 25 in 1997
- 25 in 1985
- 25 in 1970
- 24 in 2000
- 24 in 1986
- 24 in 1984
- 24 in 1979
- 24 in 1971

Career: (Min. 50 atts.) - 79.5 (66-83), Sebastian Janikowski, 1997-99

LONGEST FIELD GOALS

- 56 yards Sebastian Janikowski vs. Wake Forest, 1997
- 54 yards Sebastian Janikowski vs. Florida, 1999
Derek Schmidt vs. Miami, 1984
- 53 yards Sebastian Janikowski vs. Clemson, 1998
Derek Schmidt vs. Florida, 1987
Derek Schmidt vs. Louisville, 1986
Grant Guthrie vs. Miami, 1969
- 52 yards Sebastian Janikowski vs. Wake Forest, 1999
Sebastian Janikowski vs. N. Carolina, 1999
Derek Schmidt vs. Arizona State, 1984
Mike Rendina vs. Ohio State, 1981
- 51 yards Derek Schmidt vs. Memphis State, 1985 (twice)
Derek Schmidt vs. North Carolina, 1985
Grant Guthrie vs. Virginia Tech, 1969
Bill Capece vs. Pittsburgh, 1980
Dave Cappelen vs. South Carolina, 1979
- 50 yards

MOST PAT ATTEMPTED

Game: 11, Scott Bentley vs. N.C. State, Sept. 16, 1995
Season: 69, Scott Bentley, 1995
Career: 213, Scott Bentley, 1993-96

MOST PAT MADE

Game: 11, Scott Bentley vs. N.C. State, Sept. 16, 1995
Season: 67, Scott Bentley, 1995
Career: 200, Scott Bentley, 1993-96

CONSECUTIVE PAT MADE

Career: 108, Derek Schmidt, 1984-86

TEAM RECORDS


Kicking

SINGLE-GAME

Most PAT Made 11 vs. N.C. State Sept. 16, 1995
Most PAT Made, Both Teams 13 vs. N.C. State Sept. 16, 1995
Most Field Goals Made 5 vs. Pittsburgh Oct. 11, 1980
 vs. Maryland Oct. 3, 1998
 vs. NC State 1999
Most Field Goals Made, Both Teams 6 vs. Florida Dec. 3, 1983
 vs. Maryland Oct. 3, 1998
 vs. NC State Sept. 18, 1999

SINGLE-SEASON


Most PAT Made 67 1995
Most Field Goals Made 27 1998, 1999



Derek Schmidt



Scott Bentley



Derek Schmidt




Sebastian Janikowski



Bill Capece



Grant Guthrie



Scott Bentley

PUNTING



Keith Cottrell



Louis Berry



Rohn Stark

INDIVIDUAL RECORDS

MOST PUNTS

Game: 12, Joe Downey vs. Houston, Nov. 3, 1973;
Bill Cheshire vs. Florida, Sept. 28, 1968
Season: 81, Joe Downey, 1973
Career: 244, Rohn Stark, 1978-81

HIGHEST AVERAGE

Game: (Min. 5 punts) - 54.8 (329-6), Rohn Stark vs. Florida, Nov. 28, 1981
Season: (Min. 30 punts) - 46.0 (2,941-64), Rohn Stark, 1981
Career: (Min. 100 punts) - 42.7 (10,418-244), Rohn Stark, 1978-81

MOST YARDS ON PUNTS

Game: 465, Joe Downey vs. Houston, Nov. 3, 1973
Season: 3,092, Joe Downey, 1973
Career: 10,418, Rohn Stark, 1978-81

LONGEST PUNT

Game: 84, Tommy Brown vs. Tampa, 1950

TEAM RECORDS


SINGLE-GAME

Most Punts 12 vs. Florida Sept. 28, 1968

Highest Average (Min. 5) 54.8 (329-6) vs. Florida Nov. 28, 1981

SINGLE-SEASON

Most Punts 81 1973
Fewest Punts 35 1988 and 1993
Highest Average Per Punt 45.2 1981 (2,941-65)



Tommy Brown



Rohn Stark

SEASON RECORDS

MOST PUNTS

1. 81 in 1973
2. 66 in 1979
3. 65 in 1981
4. 63 in 1998
5. 63 in 1970
6. 61 in 1996
7. 61 in 1974
8. 61 in 1965
9. 60 in 1991
10. 59 in 3 years

HIGHEST PUNT AVERAGE

1. 45.2 in 1981
2. 45.1 in 1980
3. 43.8 in 1996
4. 43.1 in 1985
5. 42.7 in 1999
6. 42.3 in 1984
7. 42.2 in 1983
8. 42.0 in 1986
9. 41.0 in 1998
10. 40.6 in 1970



Keith Cottrell

PUNT RETURNS

INDIVIDUAL RECORDS

MOST PUNT RETURNS

Game: 10, David Snell vs. South Carolina, Oct. 24, 1970
Season: 40, David Snell, 1970
Career: 126, Deion Sanders, 1985-88

MOST YARDS ON PUNT RETURNS

Game: 137, Bobby Jackson vs. Virginia Tech, Nov. 16, 1974
Season: 503, Deion Sanders, 1988
Career: 1,429, Deion Sanders, 1985-88

HIGHEST AVERAGE PER PUNT RETURN

Game: (Min. 3) - 45.7 (137-3), Bobby Jackson vs. Virginia Tech, Nov. 16, 1974
Season: (Min. 10) - 20.1 (241-12), Phil Abraira, 1969
Career: (Min. 25) - 14.0 (377-27), Buddy Blankenship, 1964-65

MOST TDs ON PUNT RETURNS

Game: 2, Joe Wessel vs. Arizona State, Nov. 3, 1984
Season: 3, Joe Wessel, 1984
Career: 3, Joe Wessel, 1981-84; Deion Sanders, 1985-88; Terrell Buckley, 1989-91

LONGEST PUNT RETURNS

- 92 yards Phil Abraira vs. North Carolina State, 1969 (TD)
- 90 yards Peter Warrick vs. Clemson, 1997 (TD)
- 80 yards Robert Jackson vs. Virginia Tech, 1974 (TD)
- Bill Odom vs. Stetson, 1954 (TD)
- 79 yards Dee Feaster vs. Clemson, 1996 (TD)
- 76 yards Deion Sanders vs. Clemson, 1988 (TD)
- 75 yards Peter Warrick vs. N. Carolina, 1999 (TD)
- Walt Sumners vs. Alabama, 1967 (TD)
- Ralph Chaudron vs. Whiting Field, 1949 (TD)
- 74 yards Corey Sawyer vs. North Carolina, 1992 (TD)
- 71 yards David Snell vs. Louisville, 1970 (TD)
- 70 yards Bill Campbell vs. Wake Forest, 1965 (TD)
- 69 yards Terrell Buckley vs. Syracuse, 1989 (TD)

TEAM RECORDS

SINGLE-GAME

Most Punt Returns	10	vs. South Carolina	Oct. 24, 1970
Most Yards Gained	171	vs. Virginia Tech	Nov. 16, 1974
Most Touchdowns	2	vs. Arizona State	Nov. 3, 1984

SINGLE-SEASON

Most Punt Returns	45	1997
Fewest Punt Returns	14	1960
Most Yards	649	1988
Highest Average Per Punt Return	15.5	1988 (649-42)
Most Touchdowns	4	1979 and 1984
Lowest Average Per Punt Return	1.8	1989 (22-12)



Deion Sanders




Bobby Jackson




Peter Warrick

Bobby Jackson



Deion Sanders




Buddy Blankenship

KICKOFF RETURNS



Keith Ross



Billy Allen

Dexter Carter

INDIVIDUAL RECORDS

MOST KICKOFF RETURNS

Game: 6, Joe Goldsmith vs. Mississippi State, Oct. 13, 1973; Larry Key vs. Miami, Sept. 24, 1977 and vs. Miami, Sept. 18, 1976; Billy Allen vs. East Carolina, Sept. 3, 1983
Season: 29, Joe Goldsmith, 1973
Career: 73, Keith Ross, 1985-88

MOST YARDS ON KICKOFF RETURNS

Game: 184, Leon Bright vs. Virginia Tech, Nov. 16, 1974
Season: 583, Keith Ross, 1986
Career: 1,703, Keith Ross, 1985-88

HIGHEST AVERAGE PER KICKOFF RETURN

Game: (Min. 3) - 60.3 (181-3), Tamarick Vanover vs. Florida, Nov. 28, 1992
Season: (Min. 10) - 28.4 (369-13), Laveranues Coles, 1998
Career: (Min. 35) - 24.1 (1,278-53), Keith Ross, 1985-87

MOST TDs ON KICKOFF RETURNS

Game: 1, 12 Times (latest Laveranues Coles vs. Duke, Sept. 20, 1998)
Season: 2, Tamarick Vanover, 1992
Career: 2, T.K. Wetherell, 1964-66; Eddie McMillan, 1970-72; Tamarick Vanover, 1992-93

LONGEST KICKOFF RETURNS

1. 100 yards Keith Ross/Dexter Carter vs. Miami, 1986 (TD, lateral)
 Leon Bright vs. Virginia Tech, 1974 (TD)
 Bill Moremen/T.K. Wetherell vs. Kentucky, 1965 (TD, lateral)

- 4. 97 yards Laveranues Coles vs. Duke, 1998 (TD)
- 6. 96 yards Billy Allen vs. Louisiana State, 1981 (TD)
- 8. 95 yards Tamarick Vanover vs. Wake Forest, 1992 (TD)
- 10. 94 yards David Snell vs. Virginia Tech, 1970 (TD)
- 12. 93 yards Billy Allen vs. West Virginia (Gator Bowl), 1982 (TD)
- 14. 90 yards Greg Allen vs. Western Carolina, 1981 (TD)
- 16. 89 yards Tamarick Vanover vs. Miami, 1992 (TD)
- Bill Moremen/T.K. Wetherell vs. Miami, 1966 (TD, lateral)
- Larry Key vs. Texas Tech (Tangerine Bowl), 1977
- Eddie McMillan vs. Memphis State, 1970 (TD)
- Shannon Bakervs. Tulane, 1992 (TD)
- Eddie McMillan vs. Miami, 1971 (TD)
- Bill Odom vs. Virginia Tech, 1955 (TD)

TEAM RECORDS

SINGLE-GAME

Most Kickoff Returns
 9 vs. Auburn Nov. 19, 1960
 vs. Miami Sept. 18, 1976

Most Yards Gained
 209 vs. Florida Nov. 28, 1992

Most Touchdowns
 1, 12 times latest vs. Duke Sept. 28, 1998

SINGLE-SEASON

Most Kickoff Returns
 56 1973


Fewest Kickoff Returns
 15 1962 and 1964

Most Yards
 998 1974


Highest Average Per Kickoff Return
 30.3 1992 (819-27)

Most Touchdowns
 3 1992

Lowest Average Per Kickoff Return
 15.7 1962 (502-32)



Shannon Baker



T.K. Wetherell



Keith Ross

BLOCKED KICKS & PUNTS

INDIVIDUAL RECORDS

MOST BLOCKED KICKS

Game: 2, J.T. Thomas vs. Louisville, Sept. 12, 1970;
Joe Wessel vs. Temple, Sept. 29, 1984
Season: 5, Joe Wessel, 1984
Career: 7, Bobby Butler, 1977-80

MOST BLOCKED PUNTS

Game: 2, Dexter Jackson vs. N. Carolina, Sept. 28, 1996; Ron Hester vs. Boston College, Oct. 18, 1980; Kelvin Smith vs. Southern Miss, Oct. 1987; Jim Arnold vs. Troy State, 1950
Season: 4, Joe Wessel, 1984
Career: 5, Bobby Butler, 1977-80

MOST BLOCKED FIELD GOALS

Game: 2, J.T. Thomas vs. Louisville, Sept. 12, 1970
Season: 2, J.T. Thomas, 1970
Career: 2, J.T. Thomas, 1969-71; Alphonso Carreker, 1980-83

MOST TDs SCORED OFF BLOCKED KICKS


Game: 2, Joe Wessel vs. Arizona State, Nov. 3, 1984
Season: 3, Joe Wessel, 1984
Career: 4, Clifton Abraham, 1991-94

MOST TDs SCORED OFF BLOCKED PUNTS

Game: 2, Joe Wessel vs. Arizona State, Nov. 3, 1984
Season: 3, Joe Wessel, 1984
Career: 4, Clifton Abraham, 1991-94

MOST TDs SCORED OFF BLOCKED FIELD GOALS

Game: 1, Several Players (latest Eric Riley vs. Temple, Sept. 29, 1984)
Season: 1, Several Players (latest Eric Riley, 1984)
Career: 1, Several Players (latest Eric Riley, 1980-84)




Joe Wessel

Tommy Polley

J.T. Thomas

Jerome Carter



Felton Hayes

FSU HAS BLOCKED 93 KICKS IN THE BOWDEN ERA...

2001	1/3	Virginia Tech (Gator Bowl)	Blocked Punt
	1/9	Duke	Blocked Punt
	1/9	Duke	Blocked Punt
2000	10/28	NC State	Blocked Punt
1999	10/9	Miami	Blocked FG
	10/23	Clemson	Blocked FG
	10/30	Virginia	Blocked Punt
	11/13	Maryland	2 Blocked Punts
	11/20	Florida	Blocked Punt
	1/4	Virginia Tech	Blocked Punt
1998	10/3	Maryland	Blocked FG
1997	11/8	North Carolina	Blocked Punt
	11/1	NC State	Blocked Punt
1996	11/30	Florida	Blocked Punt
	11/2	Georgia Tech	1 Blocked Punt TD
	9/28	North Carolina	2 Blocked Punts
			Blocked FG
	9/19	NC State	Blocked Punt
1995	11/25	Florida	Blocked Punt
	11/11	North Carolina	2 Blocked Punts
			1 Blocked XPoint
	9/23	Central Florida	Blocked FG
	9/9	Clemson	Blocked Punt
1994	9/10	Maryland	Blocked Punt
1993		none	
1992	9/5	Duke	Blocked Punt
1991	10/19	Mid Tenn St	Blocked Punt
1990	12/29	Penn State	Blocked FG
	10/27	LSU	Blocked Punt
	9/15	Ga. Southern	Blocked Punt

TOTALS IN THE 1990s

1990-1999
21 Blocked Punts 7 Blocked Kicks 28 Total

PREVIOUS BOWDEN ERA

1976-1989
52 Blocked Punts 14 Blocked Kicks 66 Total

TOTALS IN THE BOWDEN ERA

(305 games, 26 years)
1976-2001
76 Blocked Punts 21 Blocked Kicks 97 Total