



Statistical Kit

FIFA Women's World Cup Canada 2015™

Last update: 15.12.2014





Contents

The Official Draw for the FIFA Women's World Cup 2015™	3
Competition format for the FIFA Women's World Cup Canada 2015™	3
Overview of the qualifying matches	3
The 24 Finalists	4
Match Schedule	6
Location of the 2015 tournament venues	8
Team profiles (<i>by group</i>)	9
Group A	9
CANADA (CAN) - HOST	9
CHINA PR (CHN)	10
NEW ZEALAND (NZL)	11
NETHERLANDS (NED)	12
Group B	13
GERMANY (GER)	13
CÔTE D'IVOIRE (CIV)	14
NORWAY (NOR)	15
THAILAND (THA)	16
Group C	17
JAPAN (JPN)	17
SWITZERLAND (SUI)	18
CAMEROON (CMR)	19
ECUADOR (ECU)	20
Group D	21
USA (USA)	21
AUSTRALIA (AUS)	22
SWEDEN (SWE)	23
NIGERIA (NGA)	24
Group E	25
BRAZIL (BRA)	25
KOREA REPUBLIC (KOR)	26
SPAIN (ESP)	27
COSTA RICA (CRC)	28
Group F	29
FRANCE (FRA)	29
ENGLAND (ENG)	30
COLOMBIA (COL)	31
MEXICO (MEX)	32
Recap FIFA Women's World Cup Preliminary Competition 2015	33
Preliminary competition overview	34
Teams, goals, averages by Confederation	34
Facts about the FIFA Women's World Cup™	35
Winner's Trophy	37
Previous Official Draws at a glance	38
History of the Preliminary Competition	40
Match balls over the years	43
Awards	44
Roll of Honour	45
Nutshell	45
Newcomers	45
Opening matches	45
All-time Ranking	46
Ranking by tournament	46
Previous competition formats	47



The Official Draw for the FIFA Women's World Cup 2015™

The Official Draw for the FIFA Women's World Cup Canada 2015™ was held on Saturday 6 December 2014 at the Canadian Museum of History in the National Capital Region of Ottawa-Gatineau. The 24 finalists including hosts Canada, were drawn into six groups.

Competition format for the FIFA Women's World Cup Canada 2015™

- 24 finalists **NEW**
- 23 teams qualifying by preliminary competition (128 participants), hosts qualifying automatically.
- Six groups of four teams, with the two teams finishing first and second in each group and the four best teams among those ranked third qualify for the round of 16. **NEW**
- Round of 16 **NEW**
- Quarter-finals
- Semi-finals
- Third-place play-off
- Final

Overview of the qualifying matches

Zone (in brackets number of slots)	Number of teams	Number of qualifying matches
Asian Zone (5) AFC	20	41
African Zone (3) CAF	22	43
North, Central American / Caribbean Zone (3.5 + 1 host) CONCACAF	26	52
South American Zone (2.5) CONMEBOL	10	26
Oceanian Zone (1) OFC	4	6
European Zone (8) UEFA	46	228
Play-off CONCACAF/CONMEBOL		2
TOTAL	128	398







The 24 Finalists

In brackets number of slots




Host & North, Central American and Caribbean Zone (3 +1 host)

The CONCACAF Women's Championship, took place between 15 and 26 October 2014, decided the region's participants at Canada 2015. The two finalists and winner of the match for third place advanced automatically, while the side finishing fourth (Trinidad & Tobago) will go into a play-off against a team from CONMEBOL (Ecuador) for the chance to join the top trio at Canada 2015.

	Team	2015 Appearance	Coach / DOB
	Canada (CAN) – Host	6 th	John HERDMAN, ENG 19.07.1975
	Costa Rica (CRC)	1 st	Garabet AVEDISSIAN, URU 07.09.1954
	Mexico (MEX)	3 rd	Leonardo CUELLAR, MEX 14.01.1952
	USA (USA)	7 th	Jill ELLIS, USA 06.09.1966

African Zone (3)




Africa's representatives were determined by the CAF African Women's Championship 2014, which took place between 11 and 25 October 2014 in Namibia. The top three teams secured places at Canada 2015.

	Team	2015 Appearance	Coach / DOB
	Cameroon (CMR)	1 st	Enow NGACHU, CMR 21.02.1975
	Côte d'Ivoire (CIV)	1 st	Clementine TOURE, CIV 21.03.1977
	Nigeria (NGA)	7 th	Edwin OKON, NGA 19.10.1970

Asian Zone (5)

Asia's qualifying campaign for Canada 2015 began with the preliminary round of the AFC Women's Asian Cup. Jordan, Myanmar, Thailand and Vietnam topped their sections and joined Australia, Japan, China PR and Korea Republic at the AFC Women's Asian Cup Vietnam in Ho Chi Minh City between 14 and 25 May 2014.

Korea Republic, China PR, Japan and Australia reached the semi-finals to qualify for Canada 2015, while Thailand won a play-off against Vietnam to reach the global finals.

	Team	2015 Appearance	Coach / DOB
	Australia (AUS)	6 th	Alen STAJCIC, AUS 02.11.1973
	China PR (CHN)	6 th	HAO Wei, CHN 27.12.1976
	Japan (JPN)	7 th	Norio SASAKI, JPN 24.05.1958
	Korea Republic (KOR)	2 nd	YOON Deok Yeo, KOR 25.03.1961
	Thailand (THA)	1 st	Nuengruethai SATHONGWIEN, THA 01.01.1972


European Zone (8)

Switzerland and **England, Norway, Germany, Spain, France** and **Sweden** qualified for the FIFA Women's World Cup Canada 2015™ during the UEFA European qualifiers played between 4 April 2013 and 17 September 2014. **Netherlands** secured the final European ticket to Canada, in the play-offs played between 25 October and 27 November 2014 with Italy, Scotland and Ukraine.

	Team	2015 Appearance	Coach / DOB
	England (ENG)	4 th	Mark SAMPSON, WAL 18.10.1982
	France (FRA)	3 rd	Philippe BERGEROO, FRA 13.01.1954
	Germany (GER)	7 th	Silvia NEID, GER 02.05.1964
	Netherlands (NED)	1 st	Roger REIJNERS, NED 10.02.1964
	Norway (NOR)	7 th	Even PELLERUD, NOR 15.07.1953
	Spain (ESP)	1 st	Ignacio QUEREDA, ESP 24.07.1950
	Sweden (SWE)	7 th	Pia SUNDHAGE, SWE 13.02.1960
	Switzerland (SUI)	1 st	Martina VOSS-TECKLENBURG, GER 22.12.1967




Oceanian Zone (1)

Oceania's qualifying competition took place in Kokopo, Papua New Guinea between 25-29 October 2014. The tournament winner represents the continent at the FIFA Women's World Cup Canada 2015™.

	Team	2015 Appearance	Coach / DOB
	New Zealand	4 th	Tony READINGS, ENG 27.10.1975

South American Zone (3)

The Copa America Femenina 2014, took place from 11-28 September 2014. All ten CONMEBOL member associations participated. **Brazil** and **Colombia** booked their place at Canada 2015, while **Ecuador**, the third-place finishers, won the play-off against the fourth-ranked team from CONCACAF (Trinidad&Tobago) on 2 December 2014, claiming the third ticket for CONMEBOL.

	Team	2015 Appearance	Coach / DOB
	Brazil (BRA)	7 th	VADAO, BRA 21.08.1956
	Colombia (COL)	2 nd	Fabian TABORDA, COL 19.09.1978
	Ecuador (ECU)	1 st	Vanessa ARAUZ, ECU 05.02.1989



Match Schedule

Group A	Group B	Group C	Group D	Group E	Group F
Canada	Germany	Japan	USA	Brazil	France
China PR	Côte d'Ivoire	Switzerland	Australia	Korea Republic	England
New Zealand	Norway	Cameroon	Sweden	Spain	Colombia
Netherlands	Thailand	Ecuador	Nigeria	Costa Rica	Mexico

First Stage

Group A				
Date	Match	City	Match number	Time (LT)
06.06.2015	Canada - China PR	EDMONTON	1	16:00
06.06.2015	New Zealand - Netherlands	EDMONTON	2	19:00
11.06.2015	Canada - New Zealand	EDMONTON	13	19:00
11.06.2015	China PR - Netherlands	EDMONTON	14	16:00
15.06.2015	Netherlands - Canada	MONTREAL	25	19:30
15.06.2015	China PR - New Zealand	WINNIPEG	26	18:30
Group B				
Date	Match	City	Match number	Time (LT)
07.06.2015	Germany - Cote d Ivoire	OTTAWA	3	16:00
07.06.2015	Norway - Thailand	OTTAWA	4	13:00
11.06.2015	Germany - Norway	OTTAWA	15	16:00
11.06.2015	Cote d Ivoire - Thailand	OTTAWA	16	19:00
15.06.2015	Thailand - Germany	WINNIPEG	27	15:00
15.06.2015	Cote d Ivoire - Norway	MONCTON	28	17:00
Group C				
Date	Match	City	Match number	Time (LT)
08.06.2015	Japan - Switzerland	VANCOUVER	5	19:00
08.06.2015	Cameroon - Ecuador	VANCOUVER	6	16:00
12.06.2015	Japan - Cameroon	VANCOUVER	17	19:00
12.06.2015	Switzerland - Ecuador	VANCOUVER	18	16:00
16.06.2015	Ecuador - Japan	WINNIPEG	29	16:00
16.06.2015	Switzerland - Cameroon	EDMONTON	30	15:00
Group D				
Date	Match	City	Match number	Time (LT)
08.06.2015	USA - Australia	WINNIPEG	7	18:30
08.06.2015	Sweden - Nigeria	WINNIPEG	8	15:00
12.06.2015	USA - Sweden	WINNIPEG	19	19:00
12.06.2015	Australia - Nigeria	WINNIPEG	20	16:00
16.06.2015	Nigeria - USA	VANCOUVER	31	17:00
16.06.2015	Australia - Sweden	EDMONTON	32	18:00
Group E				
Date	Match	City	Match number	Time (LT)
09.06.2015	Brazil - Korea Republic	MONTREAL	9	19:00
09.06.2015	Spain - Costa Rica	MONTREAL	10	16:00
13.06.2015	Brazil - Spain	MONTREAL	21	16:00
13.06.2015	Korea Republic - Costa Rica	MONTREAL	22	19:00
17.06.2015	Costa Rica - Brazil	MONCTON	33	20:00
17.06.2015	Korea Republic - Spain	OTTAWA	34	19:00
Group F				
Date	Match	City	Match number	Time (LT)
09.06.2015	France - England	MONCTON	11	14:00
09.06.2015	Colombia - Mexico	MONCTON	12	17:00
13.06.2015	France - Colombia	MONCTON	23	14:00
13.06.2015	England - Mexico	MONCTON	24	17:00
17.06.2015	Mexico - France	OTTAWA	35	16:00
17.06.2015	England - Colombia	MONTREAL	36	16:00



Round of 16

Date	Match	City	Match number	Time (LT)
20.06.2015	2A - 2C	EDMONTON	37	17:30
22.06.2015	1D - 3BEF	EDMONTON	38	18:00
20.06.2015	1B - 3ACD	OTTAWA	39	16:00
21.06.2015	1F - 2E	MONTREAL	40	16:00
21.06.2015	1E - 2D	MONCTON	41	14:00
23.06.2015	1C - 3ABF	VANCOUVER	42	19:00
22.06.2015	2B - 2F	OTTAWA	43	17:00
21.06.2015	1A - 3CDE	VANCOUVER	44	16:30

Quarter-final

Date	Match	City	Match number	Time (LT)
26.06.2015	W37 - W38	OTTAWA	45	19:30
26.06.2015	W39 - W40	MONTREAL	46	16:00
27.06.2015	W41 - W42	EDMONTON	47	14:00
27.06.2015	W43 - W44	VANCOUVER	48	16:30

Semi-final

Date	Match	City	Match number	Time (LT)
30.06.2015	W45 - W46	MONTREAL	49	19:00
01.07.2015	W47 - W48	EDMONTON	50	16:00

Match for third place

Date	Match	City	Match number	Time (LT)
04.07.2015	L49 - L50	EDMONTON	51	14:00

Final

Date	Match	City	Match number	Time (LT)
05.07.2015	W49 - W50	VANCOUVER	52	16:00

Location of the 2015 tournament venues



Edmonton (EDT -2)

Commonwealth Stadium

Moncton (EDT +1)

Moncton Stadium

Montreal (EDT)

Olympic Stadium

Ottawa (EDT)

Lansdowne Stadium

Vancouver (EDT -3)

BC Place Stadium

Winnipeg (EDT -1)

Winnipeg Stadium

Eastern Daylight Times (EDT) is Coordinated Universal Time (UTC) – 4 hours



Team profiles (by group)

Number of participations is historic and therefore does not include 2015

Group A
Canada
China PR
New Zealand
Netherlands

CANADA (CAN) - HOST

Confederation	CONCACAF
FIFA/Coca-Cola Women's World Ranking (Sep 2014)	8
Overall record FIFA Women's World Cup™	
<i>Previous participations</i> <i>best rank / year</i>	5 4 th in 2003
<i>All-time ranking</i>	9
<i>Number of matches played (Wins – Draws – Losses)</i>	18 (4 – 3 – 11)
<i>Goals for / goals against</i>	26 / 46
<i>Biggest win/best score</i>	4-0 vs Ghana in 2007
<i>Most-capped FWWC player</i>	Charmaine HOOPER (15.01.1968) 12 (3-1995, 3-1999, 6-2003) Christine SINCLAIR (12.06.1983) 12 (6-2003, 3-2007, 3-2011) Diana MATHESON (06.04.1984) 12 (6-2003, 3-2007, 3-2011) Rhian WILKINSON (12.05.1982) 12 (6-2003, 3-2007, 3-2011)
<i>Best FWWC goalscorer</i>	Christine SINCLAIR (12.06.1983) 7 (3-2003, 3-2007, 1-2011)
Other FIFA women's competitions	
Previous Olympic Football Tournaments <i>best rank / year</i>	2 Bronze medal winners in 2012
Previous FIFA Women's U-20 World Cups <i>best rank / year</i>	6 Runners-up in 2002
Previous FIFA Women's U-17 World Cups <i>best rank / year</i>	4 Quarter-finals in 2008, 2012 & 2014

Facts & Figures

Canada are appearing in their sixth consecutive edition, having only missed out on the inaugural tournament in 1991. The Canucks have ventured beyond the group stage just once, in 2003 when they finished fourth after losing to Sweden in the semi-finals and USA in the match for third place.

This is the third FIFA women's finals tournament to be staged in Canada, following the FIFA U-19 Women's World Cup 2002 and the FIFA U-20 Women's World Cup 2014.

The Canadians have racked up nine defeats in as many matches against European opposition in the Women's World Cup™.



CHINA PR (CHN)	
Confederation	AFC
FIFA/Coca-Cola Women's World Ranking (Sep 2014)	14
Overall record FIFA Women's World Cup™	
<i>Previous participations</i> <i>best rank / year</i>	5 <i>Runners-up in 1999</i>
<i>All-time ranking</i>	6
<i>Number of matches played (Wins – Draws – Losses)</i>	24 (13 – 5 – 6)
<i>Goals for / goals against</i>	48 / 25
<i>Biggest win/best score</i>	7-0 vs Ghana in 1999
<i>Most-capped FWWC player</i>	SUN Wen (06.04.1973) 20 (4-1991, 6-1995, 6-1999, 4-2003)
<i>Best FWWC goalscorer</i>	SUN Wen (06.04.1973) 11 (1-1991, 2-1995, 7-1999, 1-2003)
Other FIFA women's competitions	
Previous Olympic Football Tournaments <i>best rank / year</i>	4 <i>Silver medal winners in 1996</i>
Previous FIFA Women's U-20 World Cups <i>best rank / year</i>	5 <i>Runners-up in 2004 & 2006</i>
Previous FIFA Women's U-17 World Cups <i>best rank / year</i>	2 <i>Group stage in 2012 & 2014</i>

Facts & Figures

China PR return to the finals of the FIFA Women's World Cup™ after missing out in 2011, which is the only edition for which they failed to qualify. The *Steel Roses'* best placing was a runners-up spot in the 1999 tournament, when they lost on penalties to the eventual champions USA.

Together with Korea Republic, China PR were one of the first two teams to qualify for the 2015 finals. The *Steel Roses* secured their berth on 17 May 2014 with a 3-0 success over Myanmar in their second group match in the AFC Women's Asian Cup, which doubles as a qualifying tournament for the Women's World Cup™.

China PR were involved in the Opening Match of the inaugural Women's World Cup™, overcoming Norway 4-0 in Guangzhou on 16 November 1991. Ma Li scored the competition's historic first goal after 22 minutes.



NEW ZEALAND (NZL)

Confederation	OFC
FIFA/Coca-Cola Women's World Ranking (Sep 2014)	19
Overall record FIFA Women's World Cup™	
<i>Previous participations</i> <i>best rank / year</i>	3 Group stage in 1991, 2007 & 2011
<i>All-time ranking</i>	21
<i>Number of matches played (Wins – Draws – Losses)</i>	9 (0 – 1 – 8)
<i>Goals for / goals against</i>	5 / 26
<i>Biggest win/best score</i>	2-2 vs Mexico in 2011
<i>Most-capped FWWC player</i>	Seven players with six matches
<i>Best FWWC goalscorer</i>	Five players with one goal each
Other FIFA women's competitions	
Previous Olympic Football Tournaments <i>best rank / year</i>	2 Quarter-finals in 2012
Previous FIFA Women's U-20 World Cups <i>best rank / year</i>	5 Quarter-finals in 2014
Previous FIFA Women's U-17 World Cups <i>best rank / year</i>	4 Group stage in 2008, 2010, 2012 & 2014

Facts & Figures

New Zealand are contesting their third consecutive Women's World Cup and their fourth overall. In each of their previous campaigns the Football Ferns were eliminated in the opening round.

The New Zealanders have lost all but one of their nine games played in this event, avoiding defeat only in their last game of the 2011 campaign, when they drew 2-2 with Mexico.

New Zealand cemented their finals place in October after winning a fifth continental title, their third on the trot. The *Antipodeans* have won their last 11 Women's World Cup qualifiers (their last defeat coming against Australia in 2003) with a tally of 101 goals scored and just one conceded, against Tonga in 2007.



NETHERLANDS (NED)	
Confederation	UEFA
FIFA/Coca-Cola Women's World Ranking (Sep 2014)	15
Overall record FIFA Women's World Cup™	
<i>Previous participations</i>	<i>best rank / year</i> 0
	<i>All-time ranking</i> -
	<i>Number of matches played</i> -
	<i>Wins – Draws – Losses</i> -
	<i>Goals for / goals against</i> -
	<i>Biggest win/best score</i> -
	<i>Most-capped FWWC player</i> -
	<i>Best FWWC goalscorer</i> -
Other FIFA women's competitions	
None	

NEWCOMER

Facts & Figures

The Netherlands were the last European team to qualify for the finals of the FIFA Women's World Cup 2015™. The Dutch team's inclusion means that there are no fewer than three debutants from the UEFA Zone in the competition, with Spain and Switzerland being the other two.

This will also be the first participation by a Dutch side in the finals of a FIFA women's competition. In the senior continental tournament in 2009, the *Oranje* achieved their best finish of third behind Germany and England.

The Netherlands played the most qualifiers of all the teams to have made it into the 2015 finals, with no fewer than 14 encounters consisting of 11 wins, two draws and one defeat. Italy also played the same number of matches during the preliminary campaign, but failed to reach the global showpiece as they were the Dutch ladies' losing opponents in the decisive play-off for the last European berth.



Group B	
Germany	
Cote d'Ivoire	
Norway	
Thailand	

GERMANY (GER)

Confederation	UEFA		
FIFA/Coca-Cola Women's World Ranking (Sep 2014)	2		
Overall record FIFA Women's World Cup™			
<i>Previous participations</i>	<i>best rank / year</i>	6	<i>Champions in 2003 & 2007</i>
	<i>All-time ranking</i>	2	
<i>Number of matches played (Wins – Draws – Losses)</i>	32 (23 – 3 – 6)		
<i>Goals for / goals against</i>	91 / 31		
<i>Biggest win/best score</i>	11-0 vs Argentina in 2007		
<i>Most-capped FWWC player</i>	Birgit PRINZ (25.10.1977) 24 (6-1995, 4-1999, 6-2003, 6-2007, 2-2011)		
<i>Best FWWC goalscorer</i>	Birgit PRINZ (25.10.1977) 14 (1-1995, 1-1999, 7-2003, 5-2007)		
Other FIFA women's competitions			
Previous Olympic Football Tournaments	<i>best rank / year</i>	4	<i>Bronze medal winners in 2000, 2004 & 2008</i>
Previous FIFA Women's U-20 World Cups	<i>best rank / year</i>	7	<i>Champions in 2004, 2010 & 2014</i>
Previous FIFA Women's U-17 World Cups	<i>best rank / year</i>	4	<i>3rd in 2008</i>

Facts & Figures

Germany have featured in every edition of the Women's World Cup and are the only team to have won it twice in a row, in 2003 and 2007.

The Germans hold several records in the Women's World Cup. They scored the most goals in a single edition (25 in 2003) together with USA, who netted the same number in 1991; they achieved the biggest winning margin (11-0 against Argentina in 2007); and they went a total of six matches and 679 minutes without conceding a goal between the 2003 and 2011 editions, during which period they also strung together a record 15-match unbeaten run.

With ten victories in as many qualifiers en route to Canada, Germany extended their winning streak in the European Zone preliminary tournament to 24 consecutive games, the longest winning series of any team in the history of Women's World Cup qualifying. Since last failing to win in 1998, when they drew a play-off 1-1 in Ukraine, the Germans have picked up maximum points in every subsequent qualifier dating from 2001 onwards.



CÔTE D'IVOIRE (CIV)	
Confederation	CAF
FIFA/Coca-Cola Women's World Ranking (Sep 2014)	64
Overall record FIFA Women's World Cup™	
<i>Previous participations</i>	<i>best rank / year</i> -
	<i>All-time ranking</i> -
<i>Number of matches played (Wins – Draws – Losses)</i>	-
<i>Goals for / goals against</i>	-
<i>Biggest win/best score</i>	-
<i>Most-capped FWWC player</i>	-
<i>Best FWWC goalscorer</i>	-
Other FIFA women's competitions	
None	

NEWCOMER

Facts & Figures

Côte d'Ivoire are one of two African debutant sides in the 2015 finals, the other being Cameroon.

This is also the *Ivoriens'* first participation in the finals of a FIFA women's competition.

The West Africans booked their ticket to Canada by virtue of a 1-0 victory over South Africa in the match for third place in the last African Women's Championship. The winning goal was netted by Ida Rebecca Guehai five minutes from full time.



NORWAY (NOR)

Confederation	UEFA		
FIFA/Coca-Cola Women's World Ranking (Sep 2014)	9		
Overall record FIFA Women's World Cup™			
<i>Previous participations</i>	<i>best rank / year</i>	6	<i>Champions in 1995</i>
	<i>All-time ranking</i>	3	
<i>Number of matches played (Wins – Draws – Losses)</i>	31 (20 – 2 – 9)		
<i>Goals for / goals against</i>	77 / 41		
<i>Biggest win/best score</i>	8-0 vs Nigeria in 1995		
<i>Most-capped FWWC player</i>	Bente NORDBY (23.07.1974) 22 (6-1995, 6-1999, 4-2003, 6-2007) Hege RIISE (18.07.1969) 22 (6-1991, 6-1995, 6-1999, 4-2003)		
<i>Best FWWC goalscorer</i>	Ann Kristin AARONES (19.01.1973) 10 (6-1995, 4-1999)		
Other FIFA women's competitions			
Previous Olympic Football Tournaments	<i>best rank / year</i>	3	<i>Gold Medal winners in 2000</i>
Previous FIFA Women's U-20 World Cups	<i>best rank / year</i>	2	<i>Quarter-finals in 2012</i>

Facts & Figures

Norway have appeared in every edition and reached the Final in the first two tournaments, winning the title in 1995. The 2011 edition was the first one in which the *Gresshoppene* failed to get past the group stage.

Norway hold two records in the Women's World Cup, for the most consecutive victories (ten between 1995 and 1999) and the longest scoring streak (15 games between 1991 and 1999).

The Norwegians topped their qualifying group with nine victories and one defeat, the 2-0 home reverse against the Netherlands bringing to an end Norway's record run of 37 matches unbeaten in Women's World Cup qualifying. Their last defeat had been a 1-0 loss against Germany in 1997, which was followed by 33 victories and four draws.



THAILAND (THA)

Confederation	AFC	
FIFA/Coca-Cola Women's World Ranking (Sep 2014)	30	
Overall record FIFA Women's World Cup™		
<i>Previous participations</i>	<i>best rank / year</i>	-
	<i>All-time ranking</i>	-
<i>Number of matches played (Wins – Draws – Losses)</i>	-	
<i>Goals for / goals against</i>	-	
<i>Biggest win/best score</i>	-	
<i>Most-capped FWWC player</i>	-	
<i>Best FWWC goalscorer</i>	-	
Other FIFA women's competitions		
Previous FIFA Women's U-20 World Cups	<i>best rank / year</i>	1 <i>Group stage in 2004</i>

NEWCOMER

Facts & Figures

This is the first Women's World Cup™ to feature Thailand, who are the sixth Asian team to take part in the event.

The Southeast Asians secured their historic first qualification by beating Vietnam in the fifth-place play-off of the Women's Asian Cup 2014. The Thai women triumphed 2-1 thanks to a double from Kanjana Sung-Ngoen.

The only FIFA competition that Thailand have previously participated in was the U-19 Women's World Cup in 2004, when they were the host team. On that occasion they were eliminated at the opening stage with three defeats out of three, no goals scored and 18 conceded.



Group C	
	Japan
	Switzerland
	Cameroon
	Ecuador

JAPAN (JPN)	
Confederation	AFC
FIFA/Coca-Cola Women's World Ranking (Sep 2014)	3
Overall record FIFA Women's World Cup™	
<i>Previous participations</i>	6
<i>best rank / year</i>	Champions in 2011
<i>All-time ranking</i>	7
<i>Number of matches played (Wins – Draws – Losses)</i>	22 (7 – 3 – 12)
<i>Goals for / goals against</i>	25 / 46
<i>Biggest win/best score</i>	6-0 vs Argentina in 2003
<i>Most-capped FWWC player</i>	Homare SAWA (06.09.1978) 18 (3-1995, 3-1999, 3-2003, 3-2007, 6-2011)
<i>Best FWWC goalscorer</i>	Homare SAWA (06.09.1978) 8 (3-2003, 5-2011)
Other FIFA women's competitions	
Previous Olympic Football Tournaments	<i>best rank / year</i>
	4 Silver medal winners in 2012
Previous FIFA Women's U-20 World Cups	<i>best rank / year</i>
	4 3 rd in 2012
Previous FIFA Women's U-17 World Cups	<i>best rank / year</i>
	4 Champions in 2014

Facts & Figures

The reigning Asian champions are the first and only AFC side to have won the Women's World Cup and have participated in all seven editions of the competition.

In their triumphant 2011 campaign Japan won four matches, compared with only three in their previous five participations.

In 2014 Japan clinched their first Women's Asian Cup, which also serves as the Asian qualifying tournament for the Women's World Cup. After four runners-up finishes the *Nadeshiko* overcame fellow finalists Australia 1-0 thanks to a goal from Asuzu Iwashimizu, who had already been crowned world champion in 2011.



SWITZERLAND (SUI)

Confederation	UEFA	
FIFA/Coca-Cola Women's World Ranking (Sep 2014)	18	
Overall record FIFA Women's World Cup™		
<i>Previous participations</i>	<i>best rank / year</i>	-
	<i>All-time ranking</i>	-
<i>Number of matches played (Wins – Draws – Losses)</i>		-
<i>Goals for / goals against</i>		-
<i>Biggest win/best score</i>		-
<i>Most-capped FWWC player</i>		-
<i>Best FWWC goalscorer</i>		-
Other FIFA women's competitions		
Previous FIFA Women's U-20 World Cups	<i>best rank / year</i>	3 <i>Group stage in 2006, 2010 & 2012</i>

NEWCOMER

Facts & Figures

This is Switzerland's first qualification for the finals of the Women's World Cup.

Previously the only Swiss national side to have qualified for a FIFA finals tournament were the U-20 team, who contested the global youth events in 2006, 2010 and 2012, albeit losing every match.

In European Zone qualifying the Swiss, along with France, won their group by the biggest margin (nine points ahead of second-placed Iceland). The Helvetians also let in the joint-fewest goals together with England and Sweden, conceding just once (against Denmark).



CAMEROON (CMR)

Confederation	CAF	
FIFA/Coca-Cola Women's World Ranking (Sep 2014)	51	
Overall record FIFA Women's World Cup™		
<i>Previous participations</i>	<i>best rank / year</i>	-
	<i>All-time ranking</i>	-
<i>Number of matches played (Wins – Draws – Losses)</i>	-	
<i>Goals for / goals against</i>	-	
<i>Biggest win/best score</i>	-	
<i>Most-capped FWWC player</i>	-	
<i>Best FWWC goalscorer</i>	-	
Other FIFA women's competitions		
Previous Olympic Football Tournaments	<i>best rank / year</i>	1 <i>Group stage in 2012</i>

NEWCOMER

Facts & Figures

Cameroon are one of the debutant teams at the finals. To date only three African sides have taken part in the Women's World Cup™, but this number will rise to five in 2015 with the participation of Cameroon and Côte d'Ivoire.

The Women's World Cup 2015™ will be the second FIFA women's competition to involve Cameroon, who previously took part in the Olympic Women's Football Tournament London 2012, losing their two opening-round games to Brazil and New Zealand.

Cameroon qualified for Canada 2015 by finishing runners-up in the African Women's Championship. Despite losing the 2014 finale 2-0 to the eventual winners Nigeria, the Indomitable Lionesses equalled their best placing in the continental event, which they previously achieved in 1991 and 2004 when they also finished runners-up to Nigeria.



ECUADOR (ECU)

Confederation	CONMEBOL
FIFA/Coca-Cola Women's World Ranking (Sep 2014)	49
Overall record FIFA Women's World Cup™	
<i>Previous participations</i>	-
<i>best rank / year</i>	-
<i>All-time ranking</i>	-
<i>Number of matches played (Wins – Draws – Losses)</i>	-
<i>Goals for / goals against</i>	-
<i>Biggest win/best score</i>	-
<i>Most-capped FWWC player</i>	-
<i>Best FWWC goalscorer</i>	-
Other FIFA women's competitions	
None	

NEWCOMER

Facts & Figures

This is the first FIFA Women's World Cup™ to involve Ecuador, who are the fourth South American side to qualify for the finals in the competition's history after Argentina (who are absent from Canada), Brazil and Colombia.

La Tricolor are also participating in their very first FIFA women's finals tournament at any level.

Ecuador were the last of the 24 teams to qualify for Canada 2015, having overcome Trinidad and Tobago 1-0 away in the return leg of the CONCACAF-CONMEBOL play-off on 2 December, following a 0-0 draw in the first leg. The all-important goal was scored by Monica Quinteros right at the end, in the second minute of second-half injury time.



Group D	
	USA
	Australia
	Sweden
	Nigeria

USA (USA)	
Confederation	CONCACAF
FIFA/Coca-Cola Women's World Ranking (Sep 2014)	1
Overall record FIFA Women's World Cup™	
<i>Previous participations</i> <i>best rank / year</i>	6 <i>Champions in 1991 & 1999</i>
<i>All-time ranking</i>	1
<i>Number of matches played (Wins – Draws – Losses)</i>	36 (27 – 5 – 4)
<i>Goals for / goals against</i>	98 / 32
<i>Biggest win/best score</i>	7-0 vs Chinese Taipei in 1991
<i>Most-capped FWWC player</i>	Kristine LILLY (22.07.1971) 30 (6-1991, 6-1995, 6-1999, 6-2003, 6-2007)
<i>Best FWWC goalscorer</i>	Abby WAMBACH (02.06.1980) 13 (3-2003, 6-2007, 4-2011)
Other FIFA women's competitions	
Previous Olympic Football Tournaments <i>best rank / year</i>	5 <i>Gold medal winners in 1996, 2004, 2008 & 2012</i>
Previous FIFA Women's U-20 World Cups <i>best rank / year</i>	7 <i>Champions in 2002, 2008 & 2012</i>
Previous FIFA Women's U-17 World Cups <i>best rank / year</i>	2 <i>Runners-up in 2008</i>

Facts & Figures

USA have taken part in every edition of the competition, winning the trophy twice in 1991 and 1999. They are the only team to have reached the semi-finals in all six prior editions.

The Americans have set a number of benchmarks in the Women's World Cup, including for the most games played (36), the most victories (27) and the most goals scored (98). On an individual level, Kristine Lilly – one of four players to have seen action in five editions – holds the tournament's all-time appearance record with 30 matches played; Michelle Akers netted the most goals in one match, with five against Chinese Taipei in 1991, as well as the most goals in a single edition with ten, also in 1991; while goalkeeper Briana Scurry kept the most clean sheets in the tournament's history, with ten in total.

USA qualified for the finals by winning their fifth CONCACAF Women's Gold Cup thanks to a 6-0 victory over final opponents Costa Rica.



AUSTRALIA (AUS)

Confederation	AFC		
FIFA/Coca-Cola Women's World Ranking (September)	10		
Overall record FIFA Women's World Cup™			
<i>Previous participations</i>	<i>best rank / year</i>	5	Quarter-finals in 2007 & 2011
	<i>All-time ranking</i>	10	
<i>Number of matches played (Wins – Draws – Losses)</i>	17 (3 – 4 – 10)		
<i>Goals for / goals against</i>	24 / 39		
<i>Biggest win/best score</i>	4-1 vs Ghana in 2007		
<i>Most-capped FWWC player</i>	Cheryl SALISBURY (08.03.1974) 12 (2-1995, 3-1999, 3-2003, 4-2007)		
<i>Best FWWC goalscorer</i>	Lisa DE VANNA (14.11.1984) 5 (4-2007, 1-2011)		
Other FIFA women's competitions			
Previous Olympic Football Tournaments	<i>best rank / year</i>	2	Quarter-finals in 2004
Previous FIFA Women's U-20 World Cups	<i>best rank / year</i>	3	Quarter-finals in 2002 & 2004

Facts & Figures

Australia have qualified for their sixth consecutive Women's World Cup™, having only missed out on the inaugural tournament in 1991 after being eliminated in the qualifying tournament by New Zealand on goal difference.

The Australians stamped their passport to Canada by reaching the final of the Women's Asian Cup 2014, which they went on to lose 1-0 against Japan. The *Matildas* had lifted the continental trophy four years earlier, when they outsmarted Korea DPR on penalties in the title decider.

After exiting the first three tournaments at the group stage, in both of their last two outings Australia reached the knockout stage before being eliminated in the quarter-finals, against Brazil in 2007 and Sweden in 2011.



SWEDEN (SWE)

Confederation	UEFA		
FIFA/Coca-Cola Women's World Ranking (Sep 2014)	5		
Overall record FIFA Women's World Cup™			
<i>Previous participations</i>	<i>best rank / year</i>	6	<i>Runners-up in 2003</i>
	<i>All-time ranking</i>	4	
<i>Number of matches played (Wins – Draws – Losses)</i>	29 (18 – 2 – 9)		
<i>Goals for / goals against</i>	54 / 34		
<i>Biggest win/best score</i>	8-0 vs Japan in 1991		
<i>Most-capped FWWC player</i>	Malin ANDERSSON (04.05.1973) 14 (4-1995, 4-1999, 6-2003) Therese SJOGRAN (08.04.1977) 14 (5-2003, 3-2007, 6-2011)		
<i>Best FWWC goalscorer</i>	Victoria SVENSSON (18.05.1977) 6 (2-1999, 3-2003, 1-2007)		
Other FIFA women's competitions			
Previous Olympic Football Tournaments	<i>best rank / year</i>	5	<i>4th in 2004</i>
Previous FIFA Women's U-20 World Cups	<i>best rank / year</i>	1	<i>Quarter-finals in 2010</i>

Facts & Figures

Sweden have featured in every Women's World Cup and achieved their best placing in 2003, when they finished runners-up to Germany after a 2-1 extra-time defeat in the Final.

The earliest goal in the tournament's history was scored in 1991 by Swedish player Lena Videkull, who netted just 30 seconds into the meeting with Japan.

Although Sweden won all ten of their group games ahead of the Canada showcase, their goal tally of 32 was the lowest among the European finalists.



NIGERIA (NGA)

Confederation	CAF	
FIFA/Coca-Cola Women's World Ranking (Sep 2014)	35	
Overall record FIFA Women's World Cup™		
<i>Previous participations</i> <i>best rank / year</i>	6	Quarter-finals in 1999
<i>All-time ranking</i>	14	
<i>Number of matches played (Wins – Draws – Losses)</i>	19 (3 – 2 – 14)	
<i>Goals for / goals against</i>	15 / 50	
<i>Biggest win/best score</i>	2-0 vs Denmark in 1999	
<i>Most-capped FWWC player</i>	Florence OMAGBEMI (02.02.1975) 13 (3-1991, 3-1995, 4-1999, 3-2003)	
<i>Best FWWC goalscorer</i>	Rita NWADIKE (03.11.1974) 3 (2-1995, 1-1999) Nkiru OKOSIEME (01.03.1972) 3 (1999)	
Other FIFA women's competitions		
Previous Olympic Football Tournaments <i>best rank / year</i>	3	Quarter-finals in 2004
Previous FIFA Women's U-20 World Cups <i>best rank / year</i>	7	Runners-up in 2010 & 2014
Previous FIFA Women's U-17 World Cups <i>best rank / year</i>	4	Quarter-finals in 2010, 2012 & 2014

Facts & Figures

Nigeria are one of seven teams, and the only African side, to have featured in every edition. The *Super Falcons* have ventured beyond the opening round only once, in 1999 when they went on to lose 4-3 after extra time to Brazil in the quarter-finals.

The youngest player in the history of the FIFA Women's World Cup™ is Nigerian. In 1999 Ifeanyi Chiejine took to the field against Korea DPR at the tender age of 16 years and one month.

Nigeria confirmed their qualification for the Canada showcase at the end of October, when they clinched their ninth continental crown (in 11 editions) with a 2-0 victory over Cameroon in the title decider.



Group E	
Brazil	
Korea Republic	
Spain	
Costa Rica	

BRAZIL (BRA)	
Confederation	CONMEBOL
FIFA/Coca-Cola Women's World Ranking (Sep 2014)	6
Overall record FIFA Women's World Cup™	
<i>Previous participations</i> <i>best rank / year</i>	6 <i>Runners-up in 2007</i>
<i>All-time ranking</i>	5
<i>Number of matches played (Wins – Draws – Losses)</i>	26 (15 – 4 – 7)
<i>Goals for / goals against</i>	55 / 34
<i>Biggest win/best score</i>	7-1 vs Mexico in 1999
<i>Most-capped FWWC player</i>	FORMIGA (03.03.1978) 21 (2-1995, 6-1999, 3-2003, 6-2007, 4-2011)
<i>Best FWWC goalscorer</i>	MARTA (19.02.1986) 14 (3-2003, 7-2007, 4-2011)
Other FIFA women's competitions	
Previous Olympic Football Tournaments <i>best rank / year</i>	5 <i>Silver medal winners in 2004 & 2008</i>
Previous FIFA Women's U-20 World Cups <i>best rank / year</i>	7 <i>3rd in 2006</i>
Previous FIFA Women's U-17 World Cups <i>best rank / year</i>	3 <i>Quarter-finals in 2010 & 2012</i>

Facts & Figures

Brazil are the only South American team to have taken part in every edition of the FIFA Women's World Cup™. They achieved their best placing in 2007 when they finished runners-up to Germany. In 2011 *A Seleção* were eliminated without losing a game, having won all three of their group matches before being edged out on penalties by USA in the quarter-finals.

Along with Germany's Birgit Prinz, Marta is the all-time joint-top scorer in the Women's World Cup™ with 14 goals.

Brazil qualified for the finals after winning the Copa America for the sixth time in seven attempts, finishing two points ahead of second-placed Colombia.



KOREA REPUBLIC (KOR)			
Confederation	AFC		
FIFA/Coca-Cola Women's World Ranking (Sep 2014)	17		
Overall record FIFA Women's World Cup™			
<i>Previous participations</i>	<i>best rank / year</i>	1	<i>Group stage in 2003</i>
	<i>All-time ranking</i>	23	
<i>Number of matches played (Wins – Draws – Losses)</i>	3 (0 – 0 – 3)		
<i>Goals for / goals against</i>	1 / 11		
<i>Biggest win/best score</i>	-		
<i>Most-capped FWWC player</i>	11 players with 3 matches		
<i>Best FWWC goalscorer</i>	KIM Jin Hee, KOR (26.03.1981) 1-2003		
Other FIFA women's competitions			
Previous FIFA Women's U-20 World Cups	<i>best rank / year</i>	4	<i>3rd in 2010</i>
Previous FIFA Women's U-17 World Cups	<i>best rank / year</i>	2	<i>Champions in 2010</i>

Facts & Figures

This is Korea Republic's second appearance in a Women's World Cup finals after the 2003 edition, when they were eliminated at the group stage following three defeats in as many games.

On the road to the Canada finals, Korea Republic recorded one of the ten biggest victories in the history of Asian Zone qualifying when they thrashed Myanmar 12-0. The record scoreline of 21-0 was achieved by Japan against Guam in 1997 and by Jordan against Kuwait in 2013.

The only goal netted by the *Taeguk Ladies* in the Women's World Cup was scored by Kim Jinhee in the 7-1 defeat by Norway in 2003.



SPAIN (ESP)		
Confederation	UEFA	
FIFA/Coca-Cola Women's World Ranking (Sep 2014)	16	
Overall record FIFA Women's World Cup™		
<i>Previous participations</i>	<i>best rank / year</i>	-
	<i>All-time ranking</i>	-
<i>Number of matches played (Wins – Draws – Losses)</i>	-	
<i>Goals for / goals against</i>	-	
<i>Biggest win/best score</i>	-	
<i>Most-capped FWWC player</i>	-	
<i>Best FWWC goalscorer</i>	-	
Other FIFA women's competitions		
Previous FIFA Women's U-20 World Cups	<i>best rank / year</i>	1 <i>Group stage in 2004</i>
Previous FIFA Women's U-17 World Cups	<i>best rank / year</i>	2 <i>Runners-up in 2014</i>

NEWCOMER

Facts & Figures

This is Spain's first participation in the Women's World Cup™.

Spain are taking part in their fourth FIFA women's finals tournament. The Iberians were eliminated at the group stage of the FIFA U-19 Women's World Cup but have had decidedly more success in the FIFA U-17 Women's World Cup, where they finished third in 2010 and lost the final to Japan in 2014.

The Spaniards booked their ticket to Canada by winning their group with nine victories and one draw, the first time they had finished a Women's World Cup qualifying tournament unbeaten.



COSTA RICA (CRC)		
Confederation	CONCACAF	
FIFA/Coca-Cola Women's World Ranking (Sep 2014)	40	
Overall record FIFA Women's World Cup™		
<i>Previous participations</i>	<i>best rank / year</i>	-
	<i>All-time ranking</i>	-
<i>Number of matches played (Wins – Draws – Losses)</i>	-	
<i>Goals for / goals against</i>	-	
<i>Biggest win/best score</i>	-	
<i>Most-capped FWWC player</i>	-	
<i>Best FWWC goalscorer</i>	-	
Other FIFA women's competitions		
Previous FIFA Women's U-20 World Cups	<i>best rank / year</i>	2 <i>Group stage in 2010 & 2014</i>
Previous FIFA Women's U-17 World Cups	<i>best rank / year</i>	2 <i>Group stage in 2008 & 2014</i>

NEWCOMER

Facts & Figures

This is Costa Rica's first participation in the Women's World Cup.

Las Ticas have already taken part in four FIFA women's tournaments, namely two U-17 Women's World Cups (2008 and 2014) and two U-20 Women's World Cups (2010 and 2014), but have lost all 12 of their matches played.

The Costa Ricans qualified for the finals by virtue of coming second in the CONCACAF Women's Gold Cup 2014, following a 6-0 loss in the final against the eventual champions USA. Despite that crushing defeat it was the Central Americans' all-time best showing in the tournament, eclipsing their third-place finish in 1998.



Group F	
	France
	England
	Colombia
	Mexico

FRANCE (FRA)	
Confederation	UEFA
FIFA/Coca-Cola Women's World Ranking (Sep 2014)	4
Overall record FIFA Women's World Cup™	
<i>Previous participations</i> <i>best rank / year</i>	2 4 th in 2011
	<i>All-time ranking</i> 12
<i>Number of matches played (Wins – Draws – Losses)</i>	9 (3 – 2 – 4)
<i>Goals for / goals against</i>	12 / 13
<i>Biggest win/best score</i>	4-0 vs Canada in 2011
<i>Most-capped FWWC player</i>	Laura GEORGES (20.08.1984) 9 (3-2003, 6-2011) Sandrine SOUBEYRAND (16.08.1973) 9 (3-2003, 6-2011)
<i>Best FWWC goalscorer</i>	4 players with 2 goals
Other FIFA women's competitions	
Previous Olympic Football Tournaments <i>best rank / year</i>	1 4 th in 2012
Previous FIFA Women's U-20 World Cups <i>best rank / year</i>	5 3 rd in 2014
Previous FIFA Women's U-17 World Cups <i>best rank / year</i>	2 Champions in 2012

Facts & Figures

France are making their third appearance and the second in a row. They achieved their best placing last time around in 2011, when they finished fourth.

Of the 12 goals that France have scored over a total of nine Women's World Cup games, no fewer than 11 were netted in the second period. The only first-half strike came from Gaetane Thiney, who opened the scoring in her side's 4-0 win over Canada in 2011.

France notched ten victories in as many matches on the road to the finals, including a 14-0 thrashing of Bulgaria that equalled *Les Bleues'* record winning margin, which was achieved in 1998 against Algeria.



ENGLAND (ENG)	
Confederation	UEFA
FIFA/Coca-Cola Women's World Ranking (Sep 2014)	7
Overall record FIFA Women's World Cup™	
<i>Previous participations</i> <i>best rank / year</i>	3 <i>Quarter-finals in 1995, 2007 & 2011</i>
	<i>All-time ranking</i> 8
<i>Number of matches played (Wins – Draws – Losses)</i>	12 (5 – 4 – 3)
<i>Goals for / goals against</i>	20 / 18
<i>Biggest win/best score</i>	6-1 vs Argentina in 2007
<i>Most-capped FWWC player</i>	5 players with 8 matches
<i>Best FWWC goalscorer</i>	Kelly SMITH (29.10.1978) 4 - 2007
Other FIFA women's competitions	
Previous Olympic Football Tournaments	1 <i>Quarter-finals in 2012 as Great Britain</i>
Previous FIFA Women's U-20 World Cups <i>best rank / year</i>	4 <i>Quarter-finals in 2002 & 2008</i>
Previous FIFA Women's U-17 World Cups <i>best rank / year</i>	1 <i>4th in 2008</i>

Facts & Figures

This is England's fourth participation in the FIFA Women's World Cup™ and their third in a row. In each of their previous outings the Three Lionesses ventured as far as the quarter-finals.

At the last edition in 2011 in Germany, England were the only team to beat the eventual world champions Japan, prevailing 2-0 in the group round. The England ladies finished the campaign unbeaten with two wins and two draws, having been eliminated on penalties against France in the quarter-finals.

In the preliminary tournament England won all ten of their group matches and conceded only one goal, against Ukraine.



COLOMBIA (COL)	
Confederation	CONMEBOL
FIFA/Coca-Cola Women's World Ranking (Sep 2014)	31
Overall record FIFA Women's World Cup™	
<i>Previous participations</i>	<i>best rank / year</i> 1 <i>Group stage in 2011</i>
	<i>All-time ranking</i> 20
<i>Number of matches played (Wins – Draws – Losses)</i>	3 (0 – 1 – 2)
<i>Goals for / goals against</i>	0 / 4
<i>Biggest win/best score</i>	0-0 vs Korea DPR in 2011
<i>Most-capped FWWC player</i>	8 players with 3 matches
<i>Best FWWC goalscorer</i>	-
Other FIFA women's competitions	
Previous Olympic Football Tournaments	<i>best rank / year</i> 1 <i>Group stage in 2012</i>
Previous FIFA Women's U-20 World Cups	<i>best rank / year</i> 1 <i>4th in 2010</i>
Previous FIFA Women's U-17 World Cups	<i>best rank / year</i> 3 <i>Group stage in 2008, 2012 & 2014</i>

Facts & Figures

Colombia are taking part in their second consecutive Women's World Cup™. In 2011 they were knocked out in the opening round after recording one draw and two defeats.

Excluding tournament debutants, Colombia are the only one of the 24 teams participating in the FIFA Women's World Cup 2015™ not to have scored in the event.

Las Cafeteras secured their berth in Canada by coming second in the Women's Copa America 2014 behind Brazil. The Colombians were nevertheless the only team to finish the tournament unbeaten, with four victories in as many opening-round matches, plus one win and two draws in the second group round.



MEXICO (MEX)	
Confederation	CONCACAF
FIFA/Coca-Cola Women's World Ranking (Sep 2014)	25
Overall record FIFA Women's World Cup™	
<i>Previous participations</i> <i>best rank / year</i>	2 <i>Group stage in 1999 & 2011</i>
	<i>All-time ranking</i> 19
<i>Number of matches played (Wins – Draws – Losses)</i>	6 (0 – 2 – 4)
<i>Goals for / goals against</i>	4 / 22
<i>Biggest win/best score</i>	1-1 vs England & 2-2 vs New Zealand in 2011
<i>Most-capped FWWC player</i>	Maribel DOMINGUEZ (18.11.1978) 6 (3-1999, 3-2011)
<i>Best FWWC goalscorer</i>	Maribel DOMINGUEZ (18.11.1978) 2 (1-1999, 1-2011)
Other FIFA women's competitions	
Previous Olympic Football Tournaments <i>best rank / year</i>	1 <i>Quarter-finals in 2004</i>
Previous FIFA Women's U-20 World Cups <i>best rank / year</i>	6 <i>Quarter-finals in 2010 & 2012</i>
Previous FIFA Women's U-17 World Cups <i>best rank / year</i>	3 <i>Quarter-finals in 2014</i>

Facts & Figures

This is Mexico's third Women's World Cup outing and their second in a row. The North Americans are yet to get beyond the opening round and have failed to win any of their six matches played in the competition, although they did draw twice against England and New Zealand in 2011.

The Mexicans have scored four goals in the Women's World Cup, all within the first 33 minutes of play.

El Tri qualified for Canada by winning the match for third place in the CONCACAF Women's Gold Cup 2014, having overcome Trinidad and Tobago 4-2 after extra time.



Recap FIFA Women's World Cup Preliminary Competition 2015

Teams in bold qualified for FIFA Women's World Cup 2015™ - In brackets number of slots before the final play-offs

Year	Teams	Matches	Goals	Ø
2015	128	398	1,643	4.13
Asian Zone - AFC		20 teams / 5 slots		
Australia , Bahrain, Bangladesh, China PR , Chinese Taipei, Hong Kong, India, Iran, Japan , Jordan, Korea Republic , Kuwait, Kyrgyzstan, Lebanon, Myanmar, Palestine, Philippines, Thailand , Uzbekistan, Vietnam				
African Zone - CAF		22 teams / 3 slots		
Algeria, Botswana, Burkina Faso, Cameroon , Comoros, Côte d'Ivoire , Egypt, Equatorial Guinea, Ethiopia, Ghana, Kenya, Mali, Morocco, Namibia, Nigeria , Rwanda, Senegal, South Africa, Tanzania, Tunisia, Zambia, Zimbabwe				
North, Central American & Caribbean Zone -CONCACAF		26 teams / 3 (3.5) slots + host Canada		
Antigua and Barbuda, Aruba, Barbados, Belize, Bermuda, Cayman Islands, Costa Rica , Cuba, Dominican Republic, El Salvador, Guatemala, Haiti, Honduras, Jamaica, (Martinique*), Mexico , Nicaragua, Panama, Puerto Rico, St. Kitts and Nevis, St. Lucia, St. Vincent / Grenadines, Suriname, Trinidad and Tobago, Turks and Caicos Islands, US Virgin Islands, USA				
* non FIFA-member not included in statistics				
South American Zone - CONMEBOL		10 teams / 3 (2.5) slots		
Argentina, Bolivia, Brazil , Chile, Colombia , Ecuador , Paraguay, Peru, Uruguay, Venezuela				
Oceanian Zone - OFC		4 teams / 1 slot		
Cook Islands, New Zealand , Papua New Guinea, Tonga				
European Zone - UEFA		46 teams / 8 slots		
Albania, Austria, Belarus, Belgium, Bosnia and Herzegovina, Bulgaria, Croatia, Czech Republic, Denmark, England , Estonia, Faroe Islands, Finland, France , FYR Macedonia, Georgia, Germany , Greece, Hungary, Iceland, Israel, Italy, Kazakhstan, Latvia, Lithuania, Luxembourg, Malta, Montenegro, Netherlands , Northern Ireland, Norway , Poland, Portugal, Republic of Ireland, Romania, Russia, Scotland, Serbia, Slovakia, Slovenia, Spain , Sweden , Switzerland , Turkey, Ukraine, Wales				



Preliminary competition overview

Number of matches	398
Number of teams	128
Fewest matches needed to qualify	3, New Zealand
Most matches needed to qualify	14, Netherlands
Teams unbeaten in the preliminary competition	Colombia, England, France, Germany, Japan, New Zealand, Nigeria, Spain, Sweden, Switzerland, USA
2015 finalists that have qualified for all seven Women's World Cups since 1991	Brazil, Germany, Japan, Nigeria, Norway, Sweden USA
Newcomers in 2015	Cameroon, Costa Rica, Côte d'Ivoire, Netherlands, Spain, Switzerland, Thailand
Number of goals	1643
Goal average per match	4.13
Most goals scored°	62, Germany
Fewest goals scored°	7, Cameroon
Highest-scoring game & highest win	21-0, Jordan-Kuwait

° qualified teams only

Teams, goals, averages by Confederation

	Teams	Matches #	Goals #	Goals Ø
AFC	20	41	218	5.32
CAF	22	43	127	2.95
CONCACAF	26	52	208	4.00
CONMEBOL	10	26	84	3.23
OFC	4	6	40	6.67
UEFA	46	228	965	4.23
Play-off CONCACAF/CONMEBOL		2	1	0.5
TOTAL	128	398	1643	4.13

The statistics above do not include games involving non FIFA-member Martinique



Facts about the FIFA Women's World Cup™

<p>➤ The FIFA Women's World Cup™ will be played in North America for the third time in seven editions following the USA's hosting in 1999 and 2003.</p>
<p>➤ Unlike the FIFA World Cup™, the women's event has been hosted by the same country twice in a row. In 2003, four years after staging a very memorable 1999 tournament, the USA stood in for original hosts, China PR, who had to defer staging the event for four years due to the unfortunate spread of the SARS virus.</p>
<p>➤ In 2011, hosts Germany had the highest-ever number of stadiums to host the FIFA Women's World Cup™ with nine. Before Germany, the USA had the most with eight stadiums in 1999. Canada 2015 will be played in six venues.</p>
<p>➤ At the FIFA Women's World Cup 2015™, nine matches, including a semi-final, will be played at the Montreal Olympic Stadium that previously hosted the gold-medal match of the Men's Olympic Football Tournament in 1976 between Germany DR and Poland, which ended 3-1 to the East Germans.</p>
<p>➤ Regulation time for matches at the FIFA Women's World Cup 1991™ was 80 minutes – two periods of 40 minutes. However, the competition regulations for the second tournament in 1995 were changed to 90 minutes – two periods of 45 minutes.</p>
<p>➤ In 2011, the FIFA Women's World Cup™ was won by Japan, the first team from outside Europe and North America to achieve this feat.</p>
<p>➤ Brazil, China PR and Sweden are the only other associations to have reached the final of the FIFA Women's World Cup™ apart from the four world champions, Germany, Japan, the USA and Norway.</p>
<p>➤ Despite having won four of the six previous tournaments (two each), Germany and the USA have never met in a FIFA Women's World Cup™ final.</p>
<p>➤ Seven teams have participated in all six previous FIFA Women's World Cup™ tournaments: Brazil, Germany, Japan, Nigeria, Norway, Sweden and the USA. All will also be present at the 2015 edition in Canada.</p>
<p>➤ Not only have the USA participated in all six previous editions of the FIFA Women's World Cup™, but they are also the only team to have reached the semi-finals of each tournament.</p>
<p>➤ The women's game has had a second high-level world competition at senior international level since 1996. The Women's Olympic Football Tournament has been dominated by the USA, who have won four gold medals (1996, 2004, 2008 and 2012) and one silver (2000, when they were beaten by Norway).</p>
<p>➤ The number of participants in FIFA Women's World Cup™ qualifiers has almost tripled from 45 teams in 1991 to 128 in 2015. The number of qualification matches for the FIFA Women's World Cup™ has also risen considerably from 110 in 1991 to 398 in 2015.</p>



Facts about the FIFA Women's World Cup™ continued

<p>➤ The all-time attendance record was set at the FIFA Women's World Cup USA 1999™, when a total of 1,194,221 fans flocked to the stadiums, an average of more than 37,300 per game.</p>
<p>➤ The FIFA Women's World Cup 1999™ also set an attendance record for a single match, when a total of 90,185 spectators watched the USA beat China PR in the final at the Rose Bowl in Los Angeles.</p>
<p>➤ In all, 625 goals have been scored in the 180 matches that have been played to date in FIFA Women's World Cup™ history. The very first was scored by Ma Li of China PR against Norway in 1991, with the milestone 500th goal coming from Norway's Ragnhild Gulbrandsen in a match against Ghana in 2007.</p>
<p>➤ The Women's World Cup goal average has dropped from over three goals for the first six tournaments (with a record of 3.84 in 1999) to 2.69 in the last edition, which reflects the steady development of the women's game.</p>
<p>➤ The USA lead the scoreboard for the most goals scored in all FIFA Women's World Cup™ tournaments with 98 goals followed by Germany with 91.</p>
<p>➤ A rather exclusive club of 19 (seven American and 12 German) players have won the FIFA Women's World Cup™ twice. Birgit Prinz is the only player to have taken part in three finals. Beside her wins in the last two tournaments, she also played in the first half of the 1995 showdown against eventual winners Norway.</p>
<p>➤ With her five goals in the game between the USA and Chinese Taipei in 1991, Michelle Akers still holds the record for the most goals in a single match.</p>
<p>➤ Germany's Birgit Prinz and Brazil's Marta are the all-time leading goalscorers of the FIFA Women's World Cup™ with 14 goals each, one ahead of the USA's Abby Wambach.</p>
<p>➤ The three fastest goals in the history of the FIFA Women's World Cup™ were all scored in the first minute of the match. Sweden's Lena Videkull was the quickest when she opened the scoring after just 30 seconds of the match against Japan in 1991.</p>
<p>➤ Ifeanyi Chiejine from Nigeria became the youngest player of all time when she took to the field against Denmark in 1999 at the tender age of 16 years and one month. More than twice Chiejine's age, Meg from Brazil became the oldest at 39 years and five months when she played against Sweden in the 1995 tournament.</p>

Winner's Trophy

The Official Trophy incorporates two of the attributes of women's football: elegance and dynamism. Originally hand-made, it is in the form of a spiral band which encloses a football at the top. The Trophy was recently fitted with a modern, cone shaped base which reinforces the uplifting spirit of the design.

The designer described it like this: 'It starts with a simple movement at the bottom, then rises upwards in a dancing crescendo of elegance, just like the level of interest that women's football is raising in the world.' The design supports the FIFA President's repeated observation: 'The future of football is feminine.'



Trophy details

Designer	Sawaya & Moroni, Milan, Italy William Sawaya
Manufacturer	Europokal, Volketswil, Switzerland Beat Meixger
Year of design	1998
Year of base redesign	2012
Material Body	Bronze, gold plated; polished aluminium
Material Base	Granite Verde Candeias
Weight	4.6 kg
Height	47 cm
Base diameter	13 cm
Widest point	13 cm



Previous Official Draws at a glance

2010 – Frankfurt (GER), 29 November 2010

Venue:	Congress Centre, Frankfurt
Slots:	UEFA: 4, +1 host, CAF: 2, CONCACAF: 3, CONMEBOL: 2, OFC: 1, AFC: 3
Teams in draw:	16

On 29 November 2010, the top 16 women's football nations in the world turned their attention to the Frankfurt Congress Centre as the Official Draw for the FIFA Women's World Cup 2011™ took place.

The 50-minute ceremony was broadcasted live on **FIFA.com**. Six hundred guests, including 150 media representatives from all over the world, were treated to a full programme of entertainment ahead of the draw. Four groups, nine stadiums, 16 teams and 32 matches - all revealed as Germany 2011 finally began to take shape.

2007 –Wuhan (CHN), 22 April 2007

Venue:	Guanggu Exhibition Centre in Wuhan
Slots:	AFC: 3+1 host (2.5+1), CAF: 2, CONCACAF: 2 (2.5), CONMEBOL: 2, OFC: 1 UEFA: 5
Teams in draw:	16

The draw festivities included a match between the Chinese Women's national team and a FIFA Women's World Stars team at the Wuhan Sports Centre Stadium ending in a 3:2 win for the Chinese Women's national team.

Group B quickly became dubbed the group of death since three of the top five teams in the world (according to the June 2007 FIFA Women's World Rankings, the last to be released before the tournament) were drawn in this group — the USA (1st), Sweden (3rd) and Korea DPR (5th). The same four teams were drawn together in the 2003 FIFA Women's World Cup, on that occasion the USA and Sweden progressed to the knockout stages.

2003 – Los Angeles (USA), 17 July 2003

Venue:	Home Depot Centre in Los Angeles
Slots:	AFC: 2+1* (2.5+1), CAF: 2, CONCACAF: 2 (2.5), CONMEBOL: 2, OFC 1 UEFA: 5 <i>*China PR was allowed to keep the host slot even when the event was moved to the USA</i>
Teams in draw:	16

Some weeks before the draw, the 4th FIFA Women's World Cup™ was relocated from China to the USA due to concerns over the SARS outbreak in Asia.

At the final draw in Los Angeles, which was also originally planned in China, China's coach Ma Liangxing symbolically handed over the FIFA Women's World Cup trophy to April Heinrichs, coach of new hosts the United States.

Group B, labelled the "Group of Death" by the media and made up of top-seeded Germany, Italy, Brazil and Mexico, was arguably the toughest first-round draw of the World Cup.

Previous Official Draws at a glance – continued

1999 – San Jose (USA), 14 February 1999

Venue:	Spartan Stadium in San Jose
Slots:	AFC: 3, CAF: 2, CONCACAF: 3 (2.5), CONMEBOL: 1 (1.5), OFC: 1, UEFA: 6
Teams in draw:	16

The final Draw was conducted at haltime of the first-ever Women's World All-Star Match, seeing the FIFA Women's World Stars defeat the USA 2:1 in front of a crowd of 15,367 at the Spartan Stadium.

The 16 teams were drawn into four groups of four teams. Group B was definitely the "Group of Death" containing European champion Germany, 1996 Olympic finalists Brazil, European runner-up Italy and Mexico.

1995 – Helsingborg (SWE), 18 February 1995

Venue:	Hotel Marina Plaza (no TV coverage)
Slots:	AFC: 2, CAF: 1, CONCACAF: 2, CONMEBOL: 1, OFC: 1, UEFA: 4+1 host
Teams in draw:	12

The public draw ceremony in Helsingborg, was conducted by the General Secretary Joseph S. Blatter. Tomas Brolin and Kristine Bengtsson, respectively Sweden's male and female player of the year 1994, drew the 12 teams into three groups of four.

1991 – Guangzhou (CHN), 14 September 1991

Venue:	Tianhe Sports Complex in Guangzhou
Slots:	AFC: 2+1 host, CAF: 1, CONCACAF: 1, CONMEBOL: 1, OFC: 1, UEFA: 5
Teams in draw:	12

The draw was a two hour live show televised from Guangzhou (Kanton). Four female singers, Zhang Qiang from Beijing, Lin Ping from local Guangzhou, Zhen Ni from Hong Kong and Ye Ailing from Taiwan co-performed songs in both Chinese and English.

The outcome of the draw came up with two European opponents for China – Norway and Denmark.

In brackets the number of slots before the play-offs



History of the Preliminary Competition

Recap FIFA Women's World Cup™ Preliminary Competition 2011

Year	Team entries	Drop-outs	Teams played	Matches	Goals	Ø
2011	123	1	122	355	1437	4.05

AFC (16): Australia, China PR, Chinese Taipei, Hong Kong, Iran, **Japan**, Jordan, **Korea DPR**, Korea Republic, Kyrgyzstan, Maldives, Myanmar, Palestine, Thailand, Uzbekistan, Vietnam

CAF (21): Algeria, Angola, Botswana, Cameroon, Congo DR, Côte d'Ivoire, **Equatorial Guinea**, Eritrea, Ethiopia, Gabon, Ghana, Guinea, Mali, Morocco, Namibia*, **Nigeria**, Senegal, Sierra Leone, South Africa, Tanzania, Tunisia

CONCACAF (26): Anguilla, Antigua and Barbuda, Barbados, Belize, **Canada**, Costa Rica, Cuba, Dominica, Dominican Republic, El Salvador, Grenada, Guatemala, Guyana, Haiti, Honduras, **Mexico**, Nicaragua, Puerto Rico, St. Kitts and Nevis, St. Lucia, St. Vincent / Grenadines, Suriname, Trinidad and Tobago, Turks and Caicos Islands, US Virgin Islands, **USA**

CONMEBOL (10): Argentina, Bolivia, **Brazil**, Chile, **Colombia**, Ecuador, Paraguay, Peru, Uruguay, Venezuela

OFC (8): Cook Islands, Fiji, **New Zealand**, Papua New Guinea, Solomon Islands, Tahiti, Tonga, Vanuatu

UEFA (41+1 host): Armenia, Austria, Azerbaijan, Belarus, Belgium, Bosnia-Herzegovina, Bulgaria, Croatia, Czech Republic, Denmark, **England**, Estonia, Finland, **France**, FYR Macedonia, Georgia, **Germany**, Greece, Hungary, Iceland, Israel, Italy, Kazakhstan, Malta, Netherlands, Northern Ireland, **Norway**, Poland, Portugal, Republic of Ireland, Romania, Russia, Scotland, Serbia, Slovakia, Slovenia, Spain, **Sweden**, Switzerland, Turkey, Ukraine, Wales

*withdrew

Recap FIFA Women's World Cup™ Preliminary Competition 2007

Year	Team entries	Drop-outs	Teams played	Matches	Goals	Ø
2007	119	-	119	295	1148	3.89

AFC (16+1 host): Australia, **China PR**, Chinese Taipei, Guam, Hong Kong, India, Indonesia, **Japan**, **Korea DPR**, Korea Republic, Maldives, Myanmar, Philippines, Singapore, Thailand, Uzbekistan, Vietnam

CAF (26): Algeria, Angola, Benin, Cameroon, Central African Republic, Congo, Congo DR, Côte d'Ivoire, Djibouti, Egypt, Equatorial, Guinea, **Ghana**, Guinea, Kenya, Malawi, Mali, Morocco, Mozambique, Namibia, **Nigeria**, Sao Tome e Principe, Senegal, South Africa, Tanzania, Togo, Zambia

CONCACAF (25): Antigua and Barbuda, Aruba, Bermuda, British Virgin Islands, **Canada**, Costa Rica, Dominica, Dominican Republic, El Salvador, Grenada, Guatemala, Haiti, Jamaica, Mexico, Netherlands Antilles, Nicaragua, Panama, St. Kitts and Nevis, St. Lucia, St. Vincent / Grenadines, Suriname, Trinidad and Tobago, Turks and Caicos Islands, US Virgin Islands, **USA**

CONMEBOL (10): Argentina, Bolivia, **Brazil**, Chile, Colombia, Ecuador, Paraguay, Peru, Uruguay, Venezuela

OFC (4): **New Zealand**, Papua New Guinea, Solomon Islands, Tonga

UEFA (37): Austria, Belarus, Belgium, Bosnia-Herzegovina, Croatia, Czech Republic, **Denmark**, **England**, Estonia, Finland, France, **Germany**, Greece, Hungary, Iceland, Israel, Italy, Kazakhstan, Malta, Moldova, Netherlands, Northern Ireland, **Norway**, Poland, Portugal, Republic of Ireland, Romania, Russia, Scotland, Serbia and Montenegro, Slovakia, Slovenia, Spain, **Sweden**, Switzerland, Ukraine, Wales



Recap FIFA Women's World Cup™ Preliminary Competition 2003

Year	Team entries	Drop-outs	Teams played	Matches	Goals	Ø
2003	103	3	100	257	1142	4.44

AFC (14): China PR, Chinese Taipei, Guam, Hong Kong, India, **Japan**, Korea DPR, Korea Republic, Myanmar, Philippines, Singapore, Thailand, Uzbekistan, Vietnam

CAF (19): Angola, Botswana*, Cameroon, Congo DR, Côte d'Ivoire, Equatorial Guinea, Eritrea, Ethiopia, Gabon, **Ghana**, Guinea-Bissau*, Mali, Morocco, **Nigeria**, Sao Tome e Principe, Senegal, South Africa, *Swaziland**, Tanzania, Uganda, Zambia, Zimbabwe

CONCACAF (18): Bahamas, **Canada**, Costa Rica, Dominica, Dominican Republic, El Salvador, Guatemala, Haiti, Honduras, Jamaica, Mexico, Panama, Puerto Rico, St. Lucia, Suriname, Trinidad and Tobago, US Virgin Islands, **USA**

CONMEBOL (10): Argentina, Bolivia, **Brazil**, Chile, Colombia, Ecuador, Paraguay, Peru, Uruguay, Venezuela

OFC (5): Australia, Cook Islands, New Zealand, Papua New Guinea, Samoa

UEFA (34): Austria, Belarus, Belgium, Bosnia-Herzegovina, Croatia, Czech Republic, Denmark, England, Estonia, Finland, **France**, **Germany**, Greece, Hungary, Iceland, Israel, Italy, Moldova, Netherlands, **Norway**, Poland, Portugal, Republic of Ireland, Romania, **Russia**, Scotland, Slovakia, Spain, **Sweden**, Switzerland, Turkey, Ukraine, Wales, Yugoslavia

*withdrew

Recap FIFA Women's World Cup™ Preliminary Competition 1999

Year	Team entries	Drop-outs	Teams played	Matches	Goals	Ø
1999	84	3	81	209	1072	5.13

AFC (11): China PR, Chinese Taipei, Guam, Hong Kong, India, **Japan**, Kazakhstan, Korea DPR, Korea Republic, Philippines, Uzbekistan

CAF (12): Cameroon, Congo DR, Egypt, **Ghana**, Guinea, Kenya*, Lesotho, Morocco, Mozambique, Namibia*, **Nigeria**, Sierra Leone*, South Africa, Swaziland, Uganda

CONCACAF (8+1 host): Canada, Costa Rica, Guatemala, Haiti, Martinique+, **Mexico**, Puerto Rico, Trinidad and Tobago, **USA** (host)

CONMEBOL (10): Argentina, Bolivia, **Brazil**, Chile, Colombia, Ecuador, Paraguay, Peru, Uruguay, Venezuela

OFC (6): American Samoa, **Australia**, Fiji, New Zealand, Papua New Guinea, Samoa

UEFA (34): Belarus, Belgium, Bosnia-Herzegovina, Bulgaria, Czech Republic, **Denmark**, England, Estonia, Finland, France, Georgia, **Germany**, Greece, Hungary, Iceland, Israel, **Italy**, Lithuania, Netherlands, **Norway**, Poland, Portugal, Republic of Ireland, Romania, **Russia**, Scotland, Slovakia, Spain, **Sweden**, Switzerland, Turkey, Ukraine, Wales, Yugoslavia

*withdrew

+ non FIFA-member

Recap FIFA Women's World Cup™ Preliminary Competition 1995

Year	Team entries	Drop-outs	Teams played	Matches	Goals	Ø
1995	55	3	52	134	662	4.94

AFC (4): China PR, Chinese Taipei, **Japan**, Korea Republic

CAF (6): Angola, Cameroon*, Ghana, Guinea*, Kenya*, **Nigeria**, Sierra Leone, South Africa, Zambia

CONCACAF (5): Canada, Jamaica, Mexico, Trinidad and Tobago, **USA**

CONMEBOL (5): Argentina, Bolivia, **Brazil**, Chile, Ecuador

OFC (3): Australia, New Zealand, Papua New Guinea

UEFA (28+1 host): Belgium, Bulgaria, Croatia, Czech Republic, **Denmark**, **England**, Finland, France, **Germany**, Greece, Hungary, Iceland, Italy, Latvia, Lithuania, Netherlands, **Norway**, Poland, Portugal, Romania, Russia, Scotland, Slovakia, Slovenia, Spain, **Sweden** (host), Switzerland, Ukraine, Wales

*withdrew

Recap FIFA Women's World Cup™ Preliminary Competition 1991

Year	Team entries	Drop-outs	Teams played	Matches	Goals	Ø
1991	49	4	45	110	444	4.04

AFC (8 +1 host): China PR (host), Chinese Taipei, Hong Kong, Japan, Korea DPR, Korea Republic, Malaysia, Singapore, Thailand

CAF (4): Cameroon, Congo*, Ghana, Guinea, Nigeria, Senegal*, Zambia*, Zimbabwe*

CONCACAF (8): Canada, Costa Rica, Haiti, Jamaica, Martinique+, Mexico, Trinidad and Tobago, USA

CONMEBOL (3): Brazil, Chile, Venezuela

OFC (3): Australia, New Zealand, Papua New Guinea

UEFA (18): Belgium, Bulgaria, Czechoslovakia, Denmark, England, Finland, France, Germany, Hungary, Italy, Netherlands, Northern Ireland, Norway, Poland, Republic of Ireland, Spain, Sweden, Switzerland

*withdrew

+ non FIFA-member



Shannon Rosenow #11 of Team Canada during the Womens World Cup 1999 qualifying match against Team Guatemala at the Centennial Stadium in Etobicoke, Canada. Mandatory Credit: Harry How /Allsport

Hoda Lattaf of France runs with the ball during the FIFA 2003 Women's World Cup Qualifying Play-Off first leg match between England and France held on October 17, 2002 at Selhurst Park, in London. France won the match 1-0.

Iranian women gather to support Iran's national soccer team in their Asian FIFA World Cup qualifying match against Bahrain at the Azadi Stadium on June 8, 2005 in Tehran, Iran. (Photo by Majid Saeedi/Getty images)

The England team celebrate qualifying for the World Cup during the FIFA Womens World Cup Qualifier match between France and England at Stade de la Route Lorient on September 30, 2006 in Rennes, France.

(Photos by FIFA/FIFA via Getty Images)



Match balls over the years

2015: *conext15* is the adidas official match ball for the FIFA Women's World Cup Canada 2015™. The design of the conext15 Official Match Ball is inspired by the logo of the FIFA Women's World Cup 2015™, showing the elements of nature which are prevalent in the host country Canada's vast wilderness. The technology used to produce the Official Match Ball is identical to that of the adidas Brazuca, Official Match Ball of the 2014 FIFA World Cup Brazil™. Brazuca went through a thorough testing process over a two and a half year period involving more than 600 of the world's top players and 30 teams in 10 countries across three continents, making it the most tested ball ever by adidas and ensuring that it is suited to all conditions.

2011: *Speedcell* was the name of the adidas official match ball for the FIFA Women's World Cup 2011™. *Speedcell* stands for speed, power and team spirit. The design of the *Speedcell* incorporates significant symbolic elements, including an 11-line graphic representing the 11 players in a team, thus emphasising the need for togetherness and unity of purpose. It is also inspired by the rotating, fast and dynamic movements in football.

2007: The adidas official match ball of the FIFA Women's World Cup 2007™ was unveiled at the Women's Football Day in June 2006 in Berlin. The match ball featured the same performance characteristics as the adidas +Teamgeist™, match ball of the FIFA World Cup 2006™. Its design was inspired by the event logo and the traditional Chinese colours red and blue.

2003: *Fevernova*™ was the adidas official match ball for the FIFA Women's World Cup 2003™. Its' red, white, blue and gold colours made the ball look like it was especially designed for a tournament in the USA. At the time, the *Fevernova*™ was the fastest and most accurate ball adidas had ever produced.

1999: *Icon* was the ball which adidas specifically created for the FIFA Women's World Cup 1999™. Technically identical to the one used at the 1998 FIFA World Cup™ in France, *Icon*'s design was more colorful and represented the eight venue cities of the tournament.

1995: *Questra* was the the adidas official match ball of the FIFA Women's World Cup 1995™, this ball was from the previous year's FIFA World Cup™.

1991: *Etrusco* was the the adidas official match ball of the FIFA Women's World Cup 1991™, this ball was from the previous year's FIFA World Cup™.

Awards

FIFA Fair Play Trophy

The FIFA Fair Play Trophy, a fair play medal for each player and official, a diploma and a voucher for USD 10,000 worth of football equipment (to be used for women's youth football development) is presented to the team finishing first in the fair play contest. The applicable rules are in the fair play contest regulations.

Adidas Golden Boot

The Golden Boot will be awarded to the player who scores the most goals in the final competition. If two or more players score the same number of goals, the number of assists (as determined by members of the FIFA Technical Study Group) will be decisive.

If two or more players are still equal after taking into account the number of assists, the total minutes played in the final competition will be taken into account, with the player playing fewer minutes ranked first.

A Silver Boot and a Bronze Boot for the second and third highest goalscorers will also be awarded.

Adidas Golden Ball

The Golden Ball will be awarded to the best player in the final competition on the basis of a ranking compiled by the FIFA Technical Study Group. A Silver Ball and a Bronze Ball will be awarded to the second and third best players.

Adidas Golden Glove

The Golden Glove will be awarded to the best goalkeeper in the final competition on the basis of a ranking compiled by the FIFA Technical Study Group.

Young Player Award

The Young Player will be awarded to the best young player in the tournament, as selected by the FIFA Technical Study Group.

Year	Award	Player
2011	adidas Golden Ball	Homare SAWA, JPN
	adidas Golden Boot	Homare SAWA, JPN, 5 goals
	adidas Golden Glove	Hope SOLO, USA
	FIFA Fair Play award	Japan
2007	adidas Golden Ball	MARTA, BRA
	adidas Golden Boot	MARTA, BRA, 7 goals
	FIFA Fair Play award	Norway
2003	adidas Golden Ball	Birgit PRINZ, GER
	adidas Golden Boot	Birgit PRINZ, GER, 7 goals
	FIFA Fair Play award	China PR
1999	adidas Golden Ball	SUN Wen, CHN
	adidas Golden Boot	SISSI, BRA, SUN Wen, CHN, 7 goals
	FIFA Fair Play award	China PR
1995	adidas Golden Ball	Hege RIISE, NOR
	adidas Golden Boot	Ann Kristin AARONES, NOR, 6 goals
	FIFA Fair Play award	Sweden
1991	adidas Golden Ball	Carin JENNINGS, USA
	adidas Golden Boot	Michelle AKERS, USA, 10 goals
	FIFA Fair Play award	Germany

Roll of Honour

Year	Winner	Final score	Runner-up	3 rd place	3 rd place score	4 th Place
2011 GER	Japan	2:2 AET 3:1 PSO	USA	Sweden	2:1	France
2007 CHN	Germany	2:0	Brazil	USA	4:1	Norway
2003 USA	Germany	2:1 AET	Sweden	USA	3:1	Canada
1999 USA	USA	0:0 AET 5:4 PSO	China PR	Brazil	0:0 AET 5:4 PSO	Norway
1995 SWE	Norway	2:0	Germany	USA	2:0	China PR
1991 CHN	USA	2:1	Norway	Sweden	4:0	Germany

Nutshell

Final Competition							Preliminary Competition				
Year	Host	Teams/Matches	Goals	Ø	Spectators	Ø	Year	Teams	Matches	Goals	Ø
2011	Germany	16/32	86	2.69	845,711	26,428	2011	122	355	1,437	4.05
2007	China PR	16/32	111	3.47	1,190,971	37,218	2007	119	295	1,148	3.89
2003	USA	16/32	107	3.34	679,664	21,240	2003	100	257	1,142	4.44
1999	USA	16/32	123	3.84	1,194,221	37,319	1999	81	209	1,072	5.13
1995	Sweden	12/26	99	3.81	112,213	4,316	1995	52	134	662	4.94
1991	China PR	12/26	99	3.81	510,000	19,615	1991	45	110	444	4.04
	TOTAL	-/180	625	3.47	4,532,780	25,182			1,360	5,905	4.34

Newcomers

Year	#	Newcomers	Best newcomer	Stage reached
2015	7	Cameroon, Costa Rica, Côte d'Ivoire, Netherlands, Spain, Switzerland, Thailand		
2011	2	Colombia, Equatorial Guinea	Colombia, Equatorial Guinea	Group Stage
2007	0	No newcomers	-	-
2003	3	Argentina, France, Korea Republic	France, Korea Republic, Argentina	Group Stage
1999	4	Ghana, Korea DPR, Mexico, Russia	Russia	Quarter-finals
1995	3	Australia, Canada, England	England	Quarter-finals
1991	all	Brazil, China PR, Chinese Taipei, Denmark, Germany, Italy, Japan, Nigeria, Norway, New Zealand, Sweden, USA	-	-

Opening matches

Date	Host	City Venue	Match / Result	Attendance	Kick-off (LT)
26.06.2011	Germany	Berlin Olympiastadion	Germany – Canada 2:1 (2:0)	73,680	18:00
10.09.2007	China PR	Shanghai Shanghai Hongkou Football Stadium	Germany – Argentina 11:0 (5:0)	28,098	20.00
20.09.2003	USA	Philadelphia Lincoln Financial Field	Norway – France 2:0 (0:0)	24,346	12.00
19.06.1999	USA	New York/New Jersey Giants Stadium	USA – Denmark 3:0 (1:0)	78,972	15.00
05.06.1995	Sweden	Helsingborg Olympia Stadium	Sweden – Brazil 0:1 (0:1)	14,500	18.00
16.11.1991	China PR	Guangzhou Tianhe Stadium	China PR – Norway 4:0 (1:0)	65,000	20.45

All-time Ranking

Rank	Team	MP	W	D	L	GF	GA	Points	Ø points	Part.	Confederation
1	USA	36	27	5	4	98	32	86	2.39	6	CONCACAF
2	Germany	32	23	3	6	91	31	72	2.25	6	UEFA
3	Norway	31	20	2	9	77	41	62	2	6	UEFA
4	Sweden	29	18	2	9	54	34	56	1.93	6	UEFA
5	Brazil	26	15	4	7	55	34	49	1.88	6	CONMEBOL
6	China PR	24	13	5	6	48	25	44	1.83	5	AFC
7	Japan	22	7	3	12	25	46	24	1.09	6	AFC
8	England	12	5	4	3	20	18	19	1.58	3	UEFA
9	Canada	18	4	3	11	26	46	15	0.83	5	CONCACAF
10	Australia	17	3	4	10	24	39	13	0.76	5	AFC/OFC
11	Russia	8	4	0	4	16	14	12	1.5	2	UEFA
12	France	9	3	2	4	12	13	11	1.22	2	UEFA
13	Korea DPR	13	3	2	8	12	20	11	0.85	4	AFC
14	Nigeria	19	3	2	14	15	50	11	0.58	6	CAF
15	Italy	7	3	1	3	11	8	10	1.43	2	UEFA
16	Denmark	14	3	1	10	19	26	10	0.71	4	UEFA
17	Ghana	9	1	1	7	6	30	4	0.44	3	CAF
18	Chinese Taipei	4	1	0	3	2	15	3	0.75	1	AFC
19	Mexico	6	0	2	4	4	22	2	0.33	2	CONCACAF
20	Colombia	3	0	1	2	0	4	1	0.33	1	CONMEBOL
21	New Zealand	9	0	1	8	5	26	1	0.11	3	OFC
22	Equatorial Guinea	3	0	0	3	2	7	0	0	1	CAF
23	Korea Republic	3	0	0	3	1	11	0	0	1	AFC
24	Argentina	6	0	0	6	2	33	0	0	2	CONMEBOL

Overall matches played: 180

Overall goals scored: 625

Average goals per match: 3.47

Ranking by tournament

Year	Host	1	2	3	4	5	6	7	8	9	10	11	12	13	14	15	16
2011	Germany	JPN	USA	SWE	FRA	BRA	GER	ENG	AUS	NGA	NOR	MEX	NZL	PRK	COL	EQG	CAN
2007	China PR	GER	BRA	USA	NOR	CHN	AUS	ENG	PRK	CAN	JPN/SWE	DEN	NGA	NZL	GHA	ARG	
2003	USA	GER	SWE	USA	CAN	BRA	CHN	NOR	RUS	FRA	JPN	PRK	GHA	AUS	KOR	NGA	ARG
1999	USA	USA	CHN	BRA	NOR	RUS	SWE	NGA	GER	ITA	PRK	AUS	CAN	GHA	JPN	DEN	MEX
1995	Sweden	NOR	GER	USA	CHN	SWE	DEN	ENG	JPN	BRA	CAN	NGA	AUS	-	-	-	-
1991	China PR	USA	NOR	SWE	GER	CHN	ITA	DEN	TPE	BRA	NGA	NZL	JPN	-	-	-	-

Previous competition formats

2011 Germany
➤ 16 finalists
➤ 15 teams qualifying by preliminary competition (122 participants), hosts qualifying automatically.
➤ Four groups of four teams, with the first two from each group progressing to the quarter-finals
➤ Semi-finals
➤ Third-place play-off
➤ Final
2007 China PR
➤ 16 finalists
➤ 15 teams qualifying by preliminary competition (119 participants), hosts qualifying automatically.
➤ Four groups of four teams, with the first two from each group progressing to the quarter-finals
➤ Semi-finals
➤ Third-place play-off
➤ Final
2003 USA
➤ 16 finalists
➤ 15 teams qualifying by preliminary competition (100 participants), hosts qualifying automatically, although China PR participated in qualifying matches nonetheless*
➤ Four groups of four teams, with the first two from each group progressing to the quarter-finals
➤ Semi-finals
➤ Third-place play-off
➤ Final
1999 USA
➤ <u>16 finalists</u> NEW
➤ 15 teams qualifying by preliminary competition (81 participants), hosts qualifying automatically (in this instance USA did not play in the qualifying competition)
➤ <u>Four groups of four teams</u> , NEW with the first two from each group progressing to the quarter-finals
➤ Semi-finals
➤ Third-place play-off
➤ Final
1995 Sweden
➤ 12 finalists
➤ 11 teams qualifying by preliminary competition (52 participants), hosts qualifying automatically, although Sweden participated in qualifying matches nonetheless
➤ Three groups of four teams, with the first two from each group, plus the two best in third place, progressing to the quarter-finals
➤ Semi-finals
➤ Third-place play-off
➤ Final
1991 China PR
➤ 12 finalists
➤ 11 teams qualifying by preliminary competition (45 participants), hosts qualifying automatically, although China PR participated in qualifying matches nonetheless
➤ Three groups of four teams, with the first two from each group, plus the two best in third place, progressing to the quarter-finals
➤ Semi-finals
➤ Third-place play-off
➤ Final

* Although they had proved their worth in the qualifiers, special dispensation was given to China PR, since they had been the intended hosts of the FIFA Women's World Cup 2003™ until the SARS outbreak. By this point, USA had already earned their qualification through the preliminary matches.