



Yaçay Wiñaywan

Aprender y Crecer



Cuaderno de trabajo para el participante en Quechua Wanka

Sesión N° 1



Ŝutinçhik hillkayta qallaykuşun.

1.  Yaapa ŕutii:



Handwriting practice section 1: A set of four horizontal lines (top, middle, bottom, and a blue highlighted bottom line). The top line contains a wavy line starting from a crayon icon and followed by several parallel dashed lines for tracing.



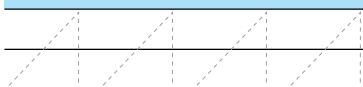
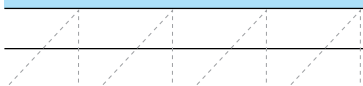
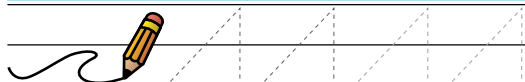
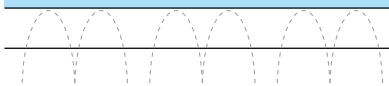
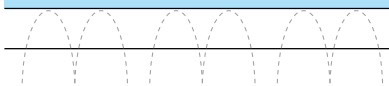
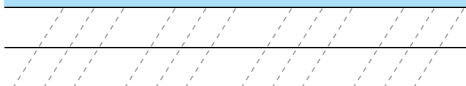
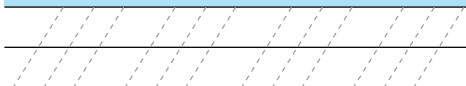
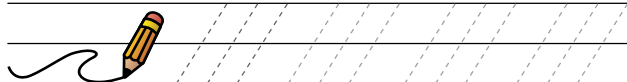
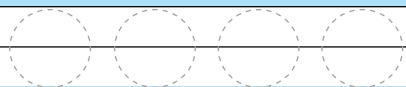
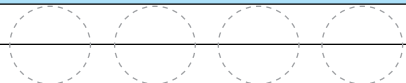
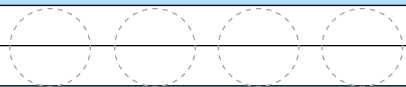
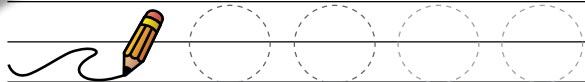
Handwriting practice section 2: A set of four horizontal lines. The top line contains a wavy line starting from a crayon icon and followed by several dashed zigzag lines for tracing.




Handwriting practice section 3: A set of four horizontal lines. The top line contains a wavy line starting from a crayon icon and followed by four dashed circles for tracing. Below this are two more rows of four dashed circles each.



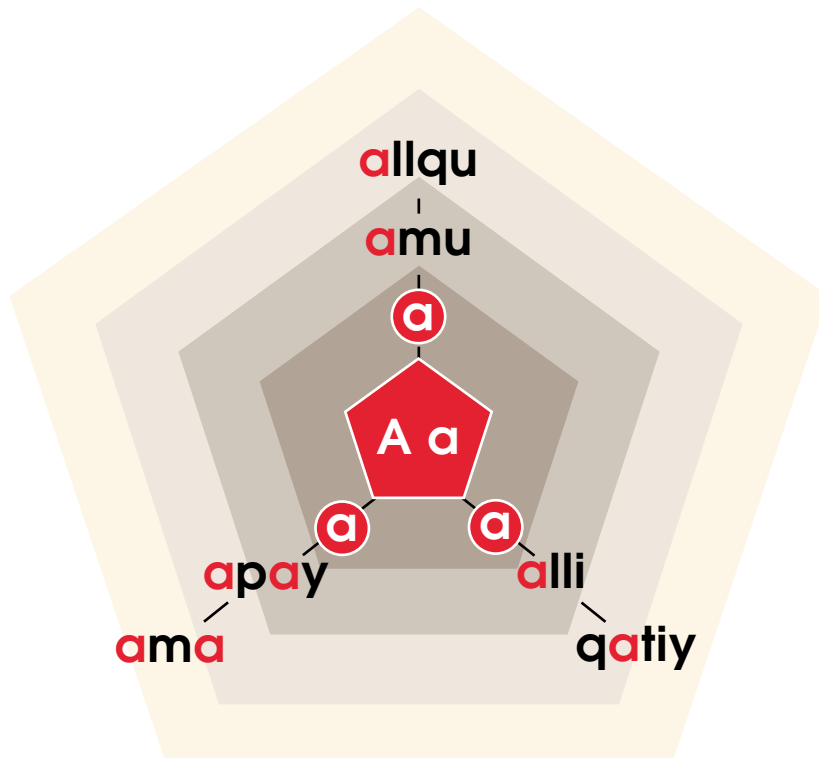
Handwriting practice section 4: A set of four horizontal lines. The top line contains a wavy line starting from a crayon icon and followed by several dashed arches for tracing. Below this are two more rows of dashed arches.



Sesión N° 2



Allquaa nunakunap yaaamasinmi kapaakun.






atuq



allqu



akŝu

1. 

a A

allqu
apu
aņaŝ

qatij
ayamay
ata

allin
akllay
ama

amnu
Alliku
amu

2. 



allqu



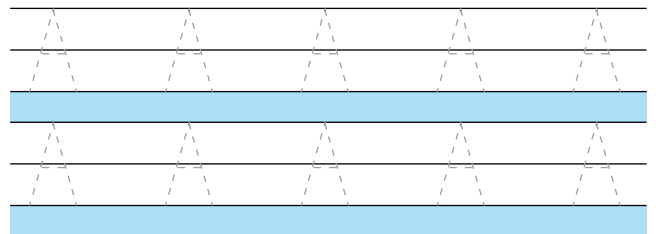
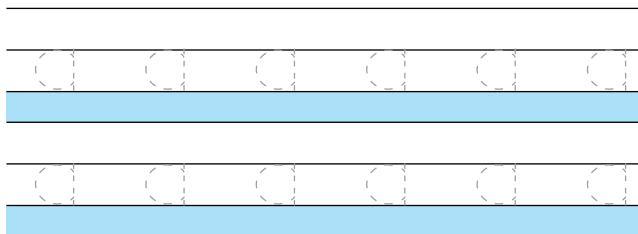
ayllu



akaŝ

3. 

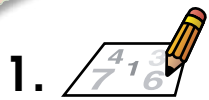
a A



4. 

a A





0

0

0

0

0

0

1

1

1

1

1

1

2

2

2

2

2

2

3

3

3

3

3

3

4

4

4

4

4

4

5

5

5

5

5

5

6

6

6

6

6

6

7

7

7

7

7

7

8

8

8

8

8

8

9

9

9

9

9

9

10

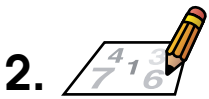
10

10

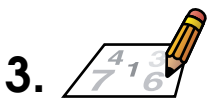
10

10

10



0	1		3		5			8		
10		8		6		4			1	



< , > , =

a) $8 > 7$

b) $5 \text{ — } 6$

c) $10 \text{ — } 4$

d) $3 \text{ — } 8$

e) $7 \text{ — } 7$

f) $4 \text{ — } 8$

4.

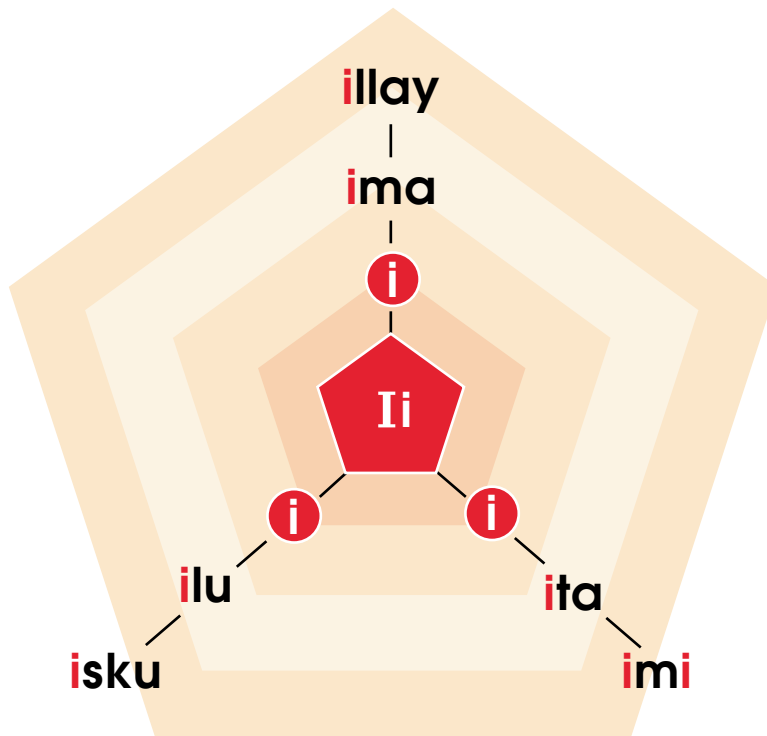
	4
	5
	10
	2
	1
	7

A red arrow points from the onion box to the number 4 box.

Sesión N° 3



Walmi, kay illay mikuyta lantinaykipa.





inti



inka



illay

1.  **i I**


Illay
ichu
inti

ichuŝ
ipa
inka

illa
imakta
ita

inki
iira
ima

2. 



ili

ichuŝ

illay

3.  **i I**

Handwriting practice lines with a blue shaded area for the letter 'i'.

Handwriting practice lines with a blue shaded area for the letter 'I'.


4.  **i I**


Handwriting practice lines with a blue shaded area for the letter 'i'.


Handwriting practice lines with a blue shaded area for the letter 'I'.

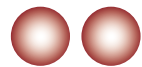


1.


 = 3

 = _____

 = _____

 = _____

 = _____


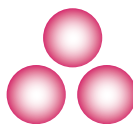
 = _____

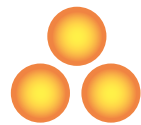
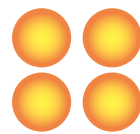
2.



0				4			7			
---	--	--	--	---	--	--	---	--	--	--

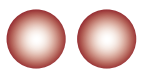
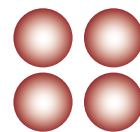
10			7			4		2		
----	--	--	---	--	--	---	--	---	--	--

3.

 +  = 5
2 + 3 = 5

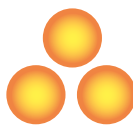
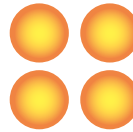
 +  = _____
3 + 4 = _____

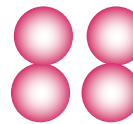
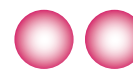
 +  = _____

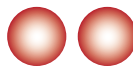
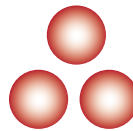
 +  = _____



4 + 2 = _____


2 + 4 = _____


 +
  = 7
3 + 4 = 7

 +
  = ____
 ____ + ____ = ____

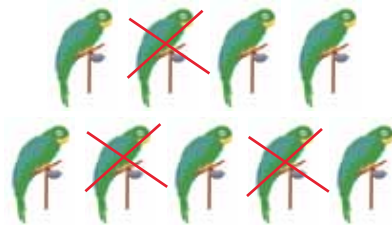
 +
  = ____
 ____ + ____ = ____

 +
  = ____
 ____ + ____ = ____


4. 

 = 3

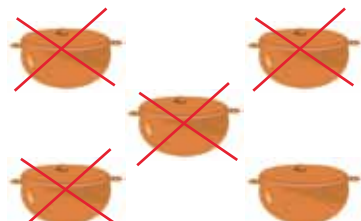
5 - 2 = 3

 = ____

9 - 3 = ____

 = ____

6 - 2 = ____

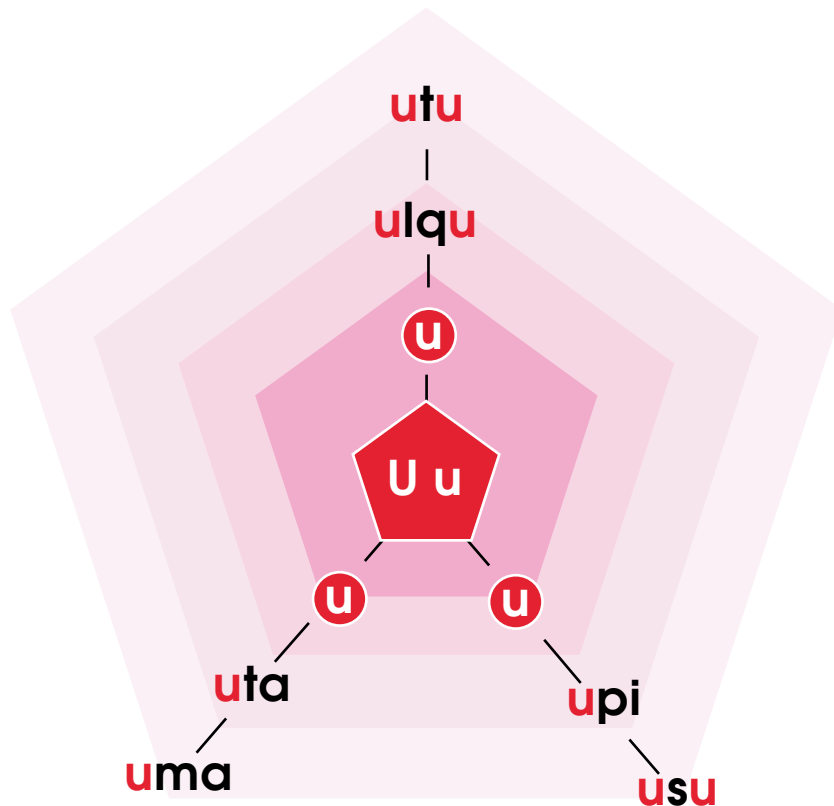
 = ____

5 - 4 = ____

Sesión N° 4




Nunakuna çaklaçu utu utullam talpuyalkan.






ulqu



ulpu



uchu

1.  u U

utu
uwa
uklu

ulqu
ukuŝ
uta

uchu
uma
unu

utku
upalla
upi

2.  u U



ukuŝ

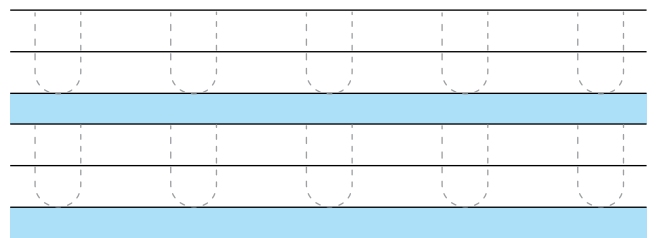
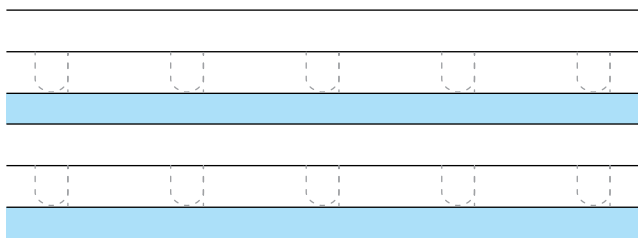


uma



ulqu

3.  u U



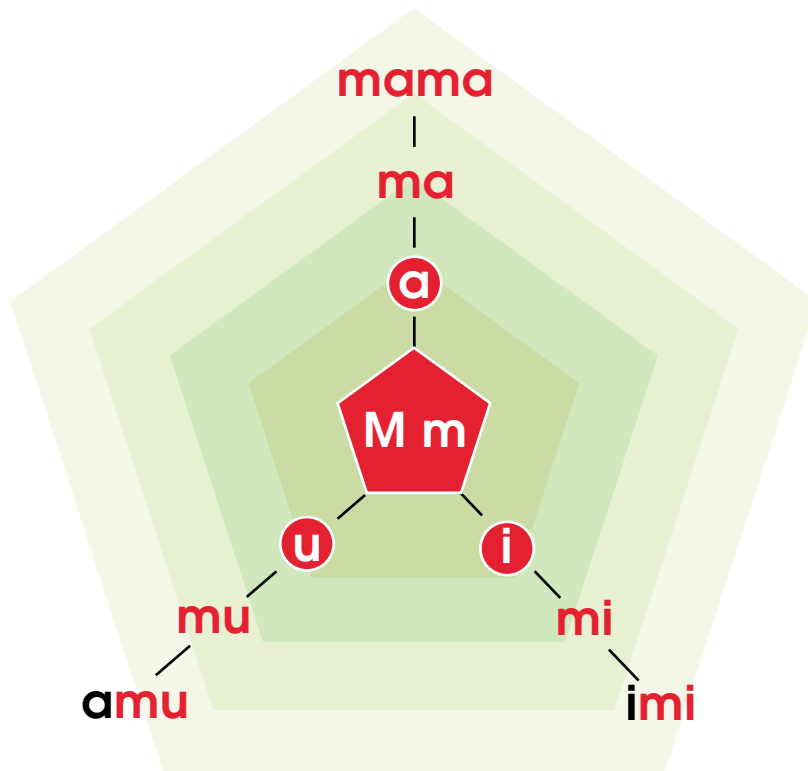
4.  u U



Sesión N° 5



Mama Malla manam kukakta çaçanchu.





manka



mama



uma

1.  **ma mi mu Ma Mi Mu**

mama

amu

ima

maa

uma

amiy

ama

maki

2. 



muski

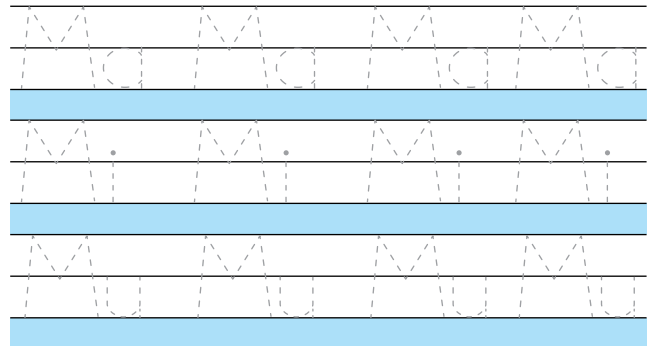
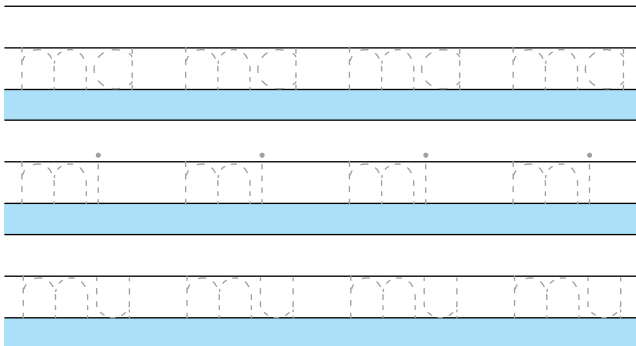


malka



manka

3.  **ma mi mu Ma Mi Mu**



4.  **ma mi mu Ma Mi Mu**

ma
mi
mu

Ma
Mi
Mu

5.  **ma mi mu Ma Mi Mu**

- ma **ma**
- a _____
- i _____

- a _____ y
- a _____
- ma _____

- _____ a
- u _____
- ma _____

6. 

ima

ima ima ima

uma

uma uma uma

ama

ama ama ama

amu

amu amu amu

maa

--	--	--

amiy

--	--	--

amuy

--	--	--

7.

ima

--	--	--

uma

--	--	--

ama

--	--	--

amu

--	--	--

maa

--	--	--


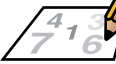
amiy

--	--	--

mama

--	--	--



1.  

1 + **4** = **5**

3 - **1** = **2**

2 + **3** =

4 - **2** =

1 + **6** =


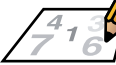
7 - **6** =

5 + **2** =

8 - **8** =

10 + **0** =

10 - **1** =

2.  

0	1			4						10
---	---	--	--	---	--	--	--	--	--	----

10			7				3			
----	--	--	---	--	--	--	---	--	--	--

3.   < , > , =

3 < **4**

6 — **7**

9 — **9**

9 — **8**

8 — **5**


10 — **8**

2 — **1**

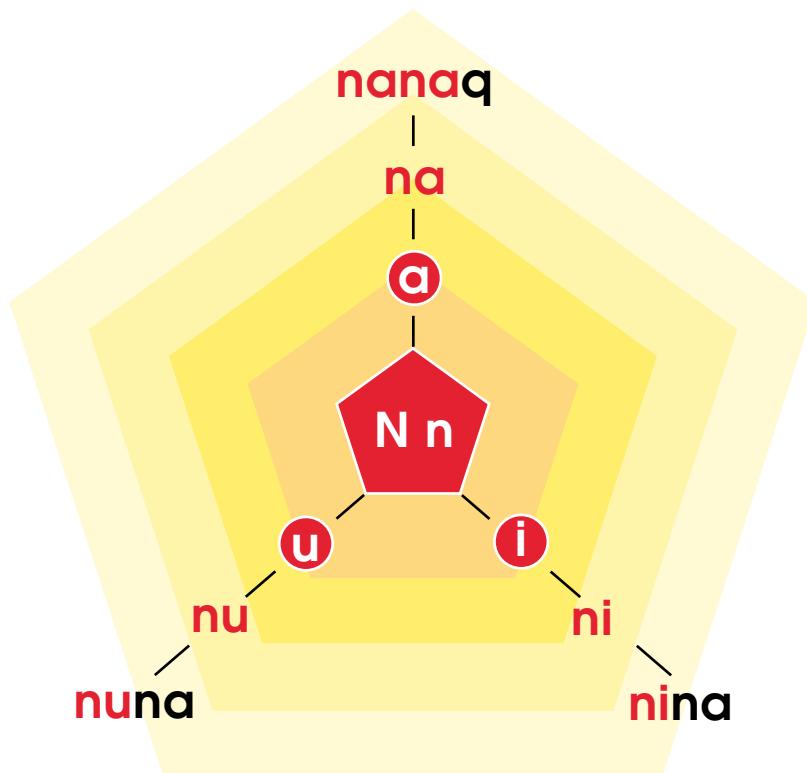
4 — **4**

6 — **8**

Sesión N° 6



Llapan nuna yaçananmi tinkun.





napay



nuna



nina

1.  **na ni nu Na Ni Nu**

nuna
nimay

munana
nakaq

nanay
aanimu

nina
ninan

2. 

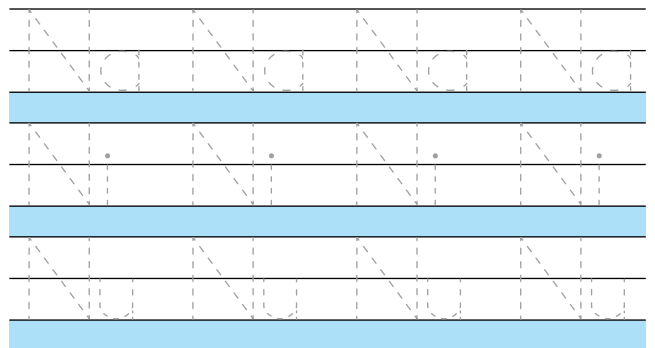
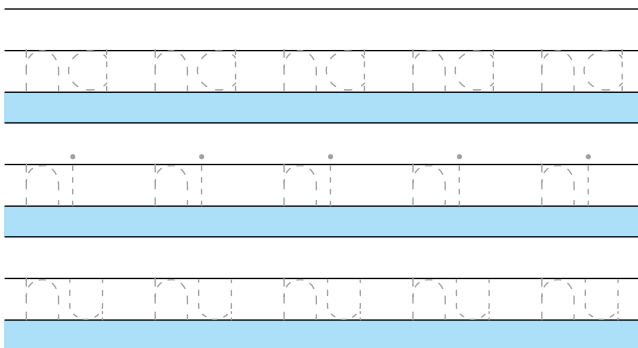


nanay

nuna

napay

3.  **na ni nu Na Ni Nu**



4.  **na ni nu Na Ni Nu**

na
ni
nu

Na
Ni
Nu

5.  **na ni nu Na Ni Nu**

• nuna

• ni_____

• ani_____

• mu_____

• ni_____

• nin_____

• na_____

• a____i

• _____na

6. 

nuna

nuna nuna nuna

munana

munana munana munana

nanay

nanay nanay nanay

nina

nina nina nina

nimay

nimay nimay nimay

nuyu

--	--	--

animu

--	--	--

ninan

--	--	--

7. 

nuna

--	--	--

munana

--	--	--

nana

--	--	--

nina

--	--	--

miniy

--	--	--

nakaq


--	--	--

aaniy











--	--	--


ninan

--	--	--


1. 



									
11									

2. 

11			14						20
20			17				13		

3. 



+  = 12 sulis

 = ___ sulis



$$+ \text{ (1 Soles coin) } + \text{ (1 Soles coin) } = \text{ ____ } \text{ sulis}$$



$$+ \text{ (1 Soles coin) } + \text{ (1 Soles coin) } + \text{ (1 Soles coin) } + \text{ (1 Soles coin) } = \text{ ____ } \text{ sulis}$$

4.



$$- \text{ (1 Soles coin) } = \text{ ____ } \text{ **5** sulis}$$



$$- \text{ (1 Soles coin) } = \text{ ____ } \text{ sulis}$$




$$- \text{ (1 Soles coin) } = \text{ ____ } \text{ sulis}$$

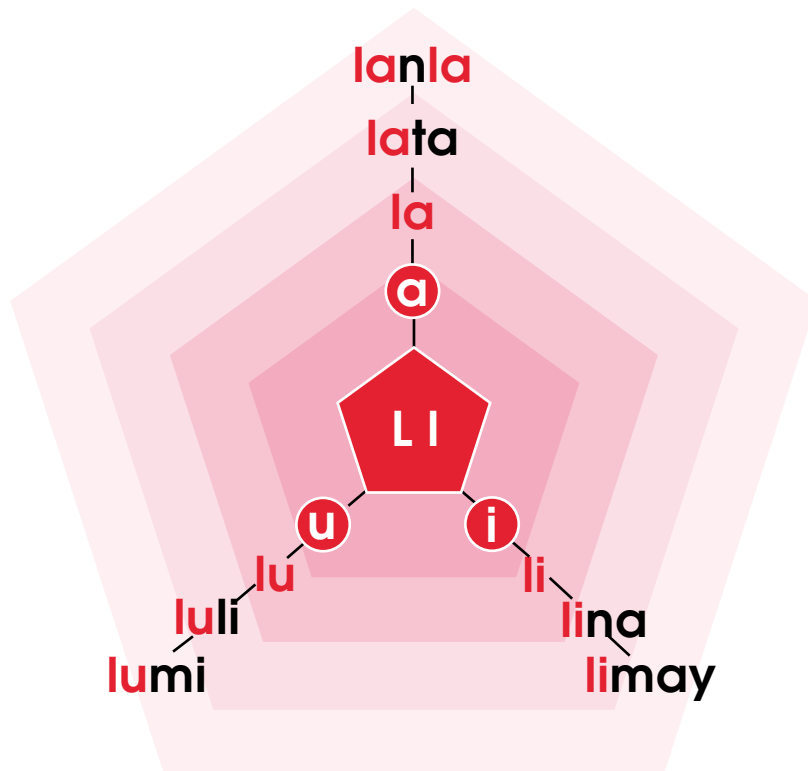


$$- \text{ (10 Soles banknote) } = \text{ ____ } \text{ sulis}$$

Sesión N° 7



Hatun lumi kançaa lulinçû kayan.





lachak



linli



luntu

1.  **la li lu La Li Lu**

lumi
lima
lulan

luli
lina
lulaa

lanla
luluu
mulu

laqla
linli
ula

2. 



limay



luntu



lumi

3.  **la li lu La Li Lu**

Handwriting practice lines for the word 'lachak'. The first row contains five dashed 'l' characters for tracing. The second row contains five dashed 'a' characters for tracing. The third row contains five dashed 'i' characters for tracing. The fourth row contains five dashed 'k' characters for tracing.

Handwriting practice lines for the word 'luntu'. The first row contains five dashed 'l' characters for tracing. The second row contains five dashed 'u' characters for tracing. The third row contains five dashed 'n' characters for tracing. The fourth row contains five dashed 't' characters for tracing.

4.  **la li lu La Li Lu**

la
li
lu

la
li
lu

5.  **la li lu La Li Lu**

- lu mi
- lan _____
- u _____
- mu _____
- u _____
- i _____
- l _____ a
- lu _____ u
- lin _____

6. 

lumi

lumi

lumi

lumi

lima

lima

lima

lima

mulu

mulu

mulu

mulu

luli

luli

luli

luli

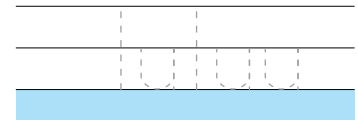
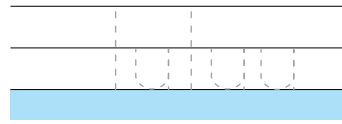
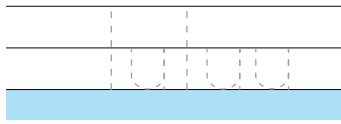
lulan

lulan

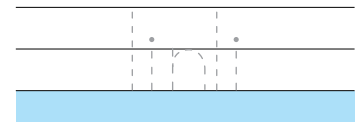
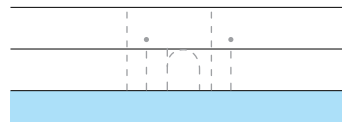
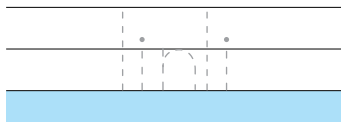
lulan

lulan

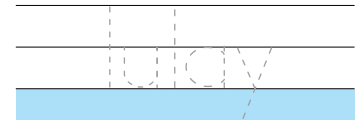
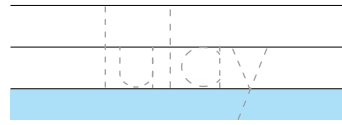
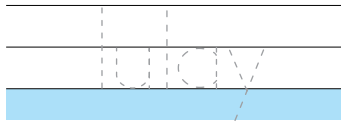
luluu



linli






lulay






7. 




lumi



lima





mulu



luli






lulan






lupu



linli



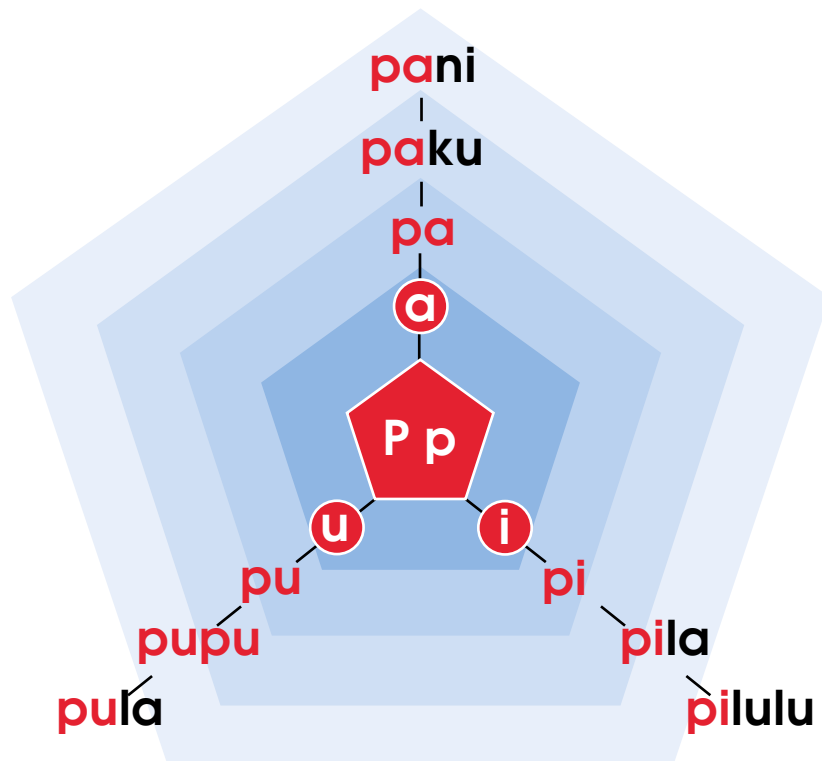
luntu

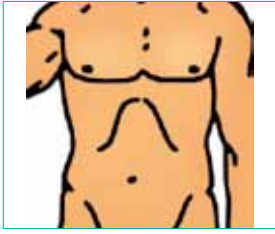


Sesión N° 8



¡Pani! malkap umanmi kanki.





pupu



paaliy



patayu

1.  pa pi pu Pa Pi Pu

pani
pata
puli

pupu
mipa
mapa

pila
upi
pilulu

palay
pula
puka

2. 



pichqa



pa**k**akuy



pu**k**a wayta

3.  pa pi pu Pa Pi Pu

Handwriting practice lines for lowercase letters:

da da da da da da

di di di di di di

du du du du du du

Handwriting practice lines for uppercase letters:

Pa Pa Pa Pa Pa Pa

Pi Pi Pi Pi Pi Pi

Pu Pu Pu Pu Pu Pu

4.  pa pi pu Pa Pi Pu

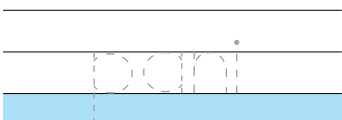
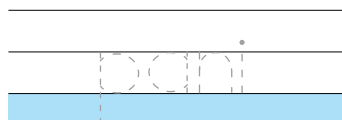
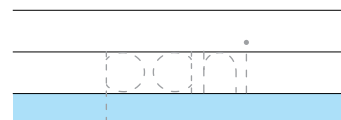
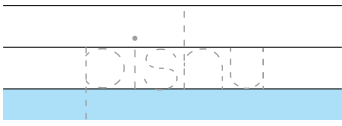
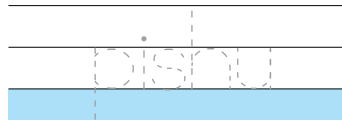
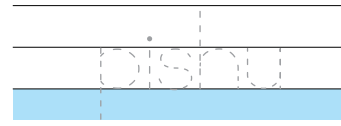
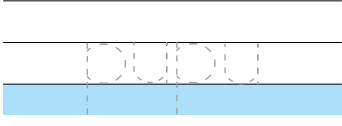
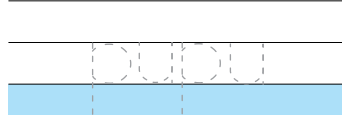

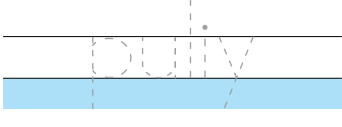
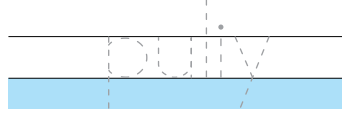
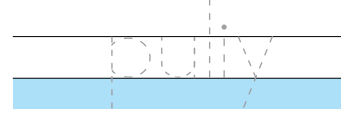
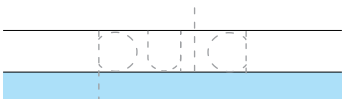
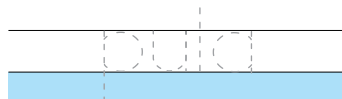
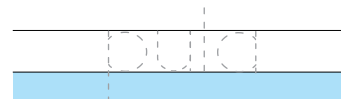
pa
pi
pu

Pa
Pi
Pu

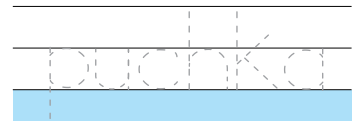
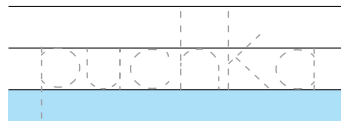
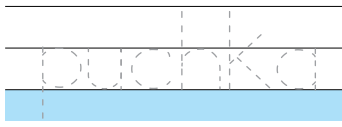
5.  pa pi pu Pa Pi Pu

- pa ni
- ul _____
- pu _____
- la _____
- la _____
- ma _____

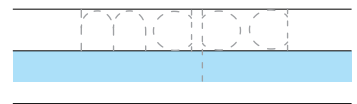
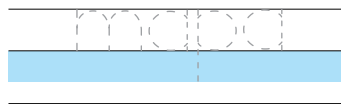
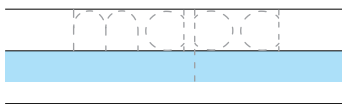
6. 

pani			
pishu			
pupu			
puliy			
pula			

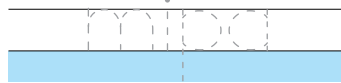
puchka



mapa






mipa






7. 




pani






pata






pupu






puliy






pula






pacha



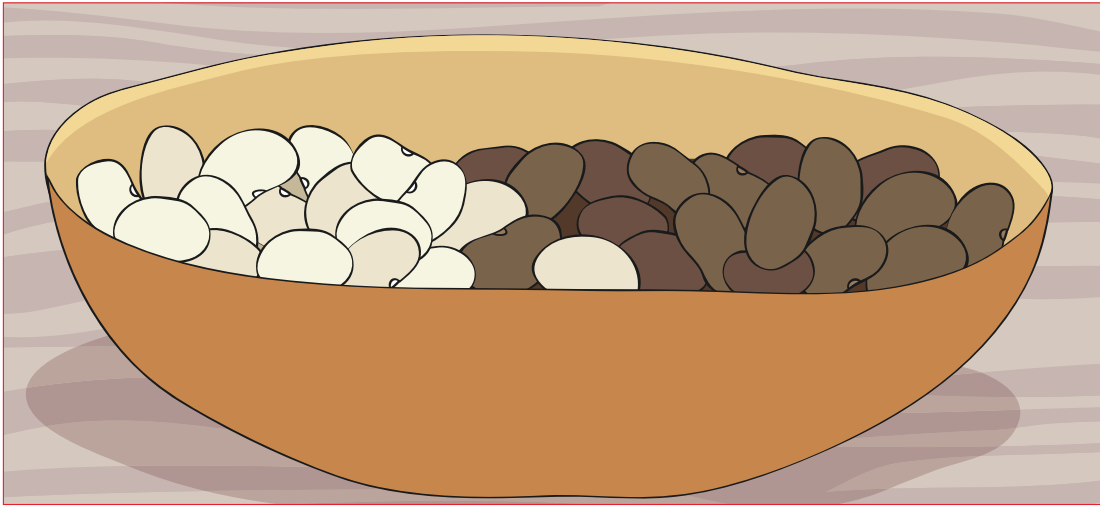
pukash



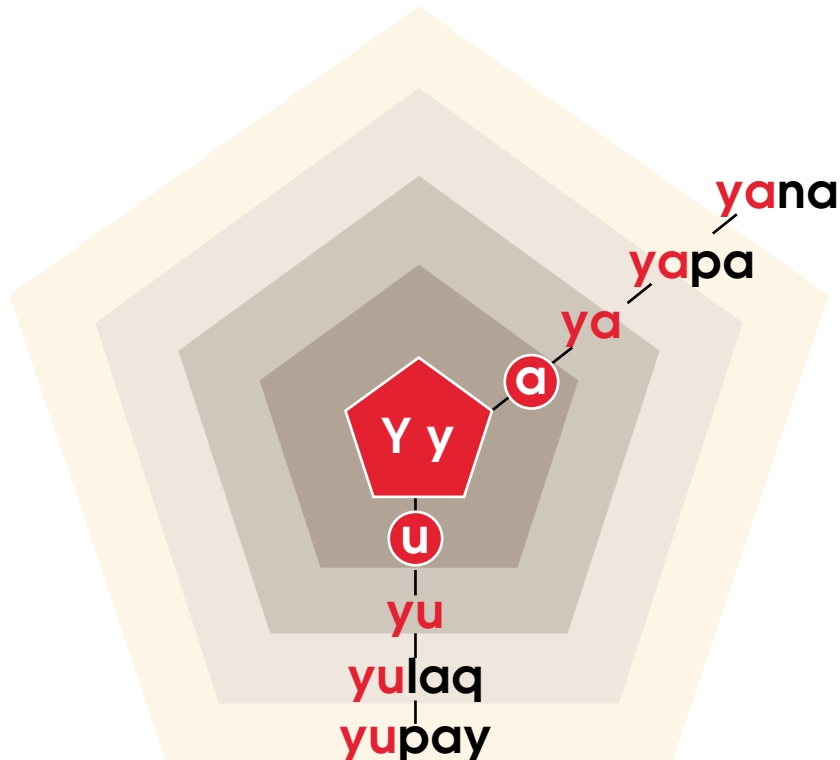
mipa



Sesión N° 9



Yulaqwan, yana yunya, allin mikuymi.






yanuy



mayu



yulaq

1.  **ya yi yu Ya Yi Yu**

yana
yuyu
yupi

yulaq
yupay
mayu

uyay
yaku
muyu

yapa
puyu
yula

2.  



yaku

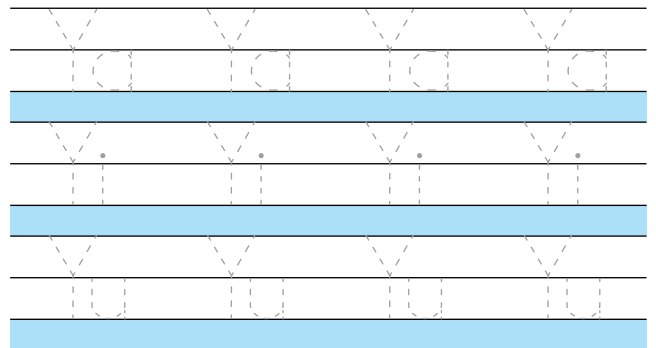
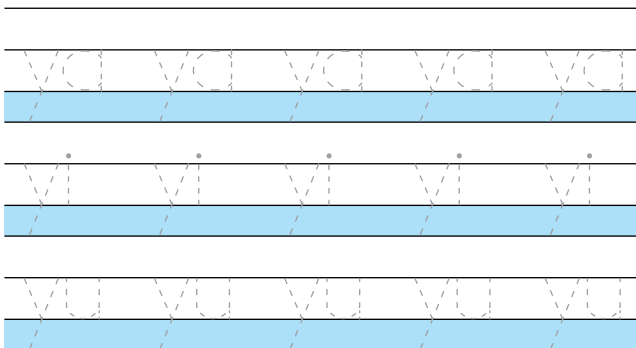


yaçay









yuka

3.  **ya yi yu Ya Yi Yu**



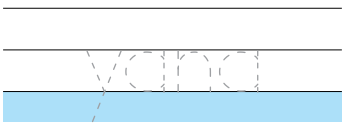
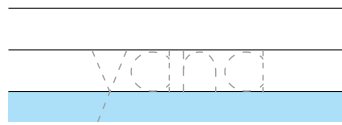
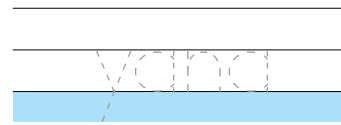
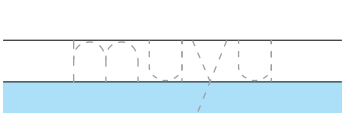
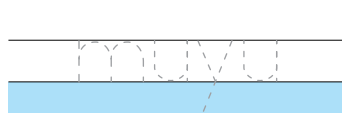
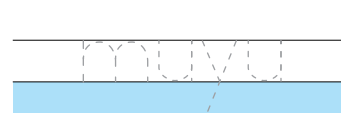
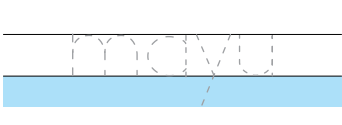
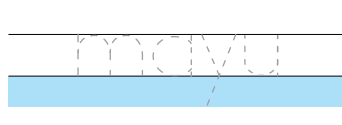
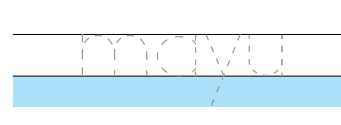
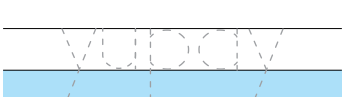
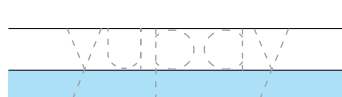

4.  **ya yi yu Ya Yi Yu**

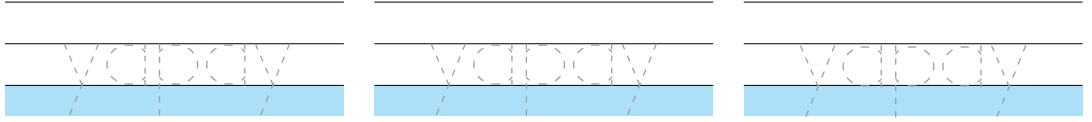
5.  **ya yi yu Ya Yi Yu**

- 1.- Katash yu kata ya nuyan.
- 2.- Mama kaa ___kuta unku___n.
- 3.- Wanshi ___kuta up_____an.
- 4.- Mama Makshi wasinta ___yku___n.

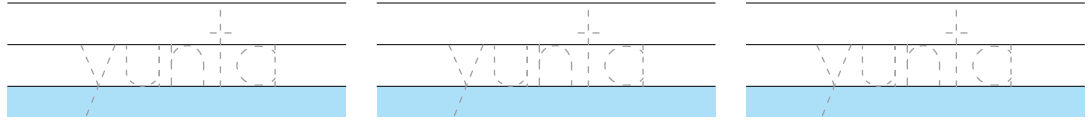
6. 

yana			
muyu			
mayu			
yupay			

yapay



yunta




7. 


yana




muyu




mayu



yupay




yuka



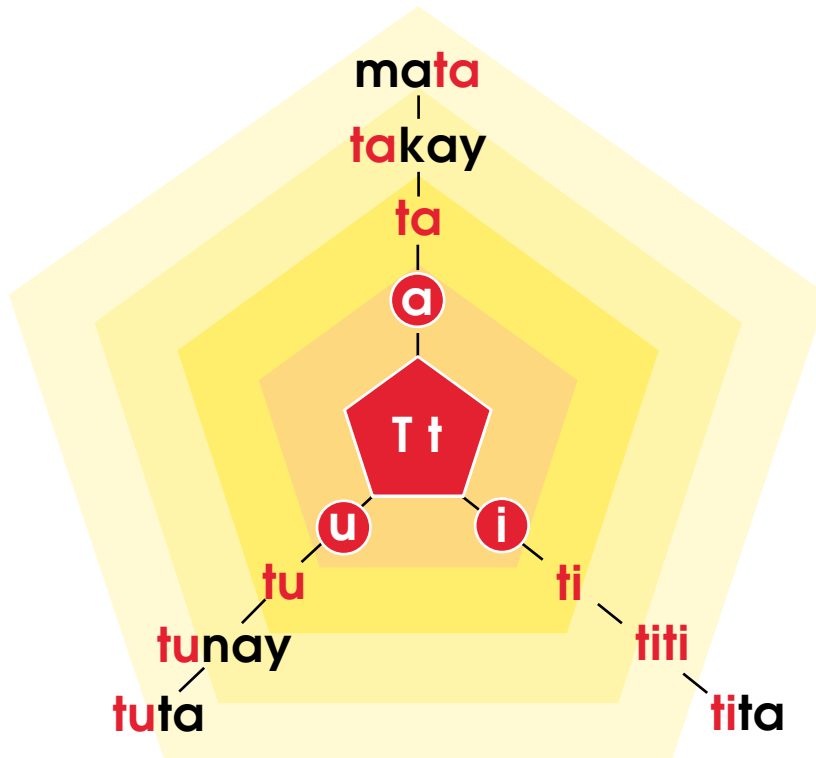
yaku



Sesión N° 10



Anyan tuta tamya alkaşanchik çalamun.





tanta



tinya



tulumanya

1.  **ta ti tu Ta Ti Tu**

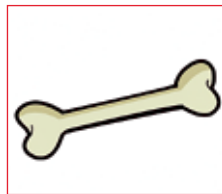
tuta
tipiy
tapuy

tana
tita
tuli

tunay
inti
tanta

mati
tinya
tulumanya

2. 



tawa









tullu

3.  **ta ti tu Ta Ti Tu**

Handwriting practice lines for the word 'tanta'. The first row shows the word 'tanta' written in a dotted font for tracing. Below it are three rows of empty handwriting lines with a blue shaded bottom band for practice.

Handwriting practice lines for the word 'tullu'. The first row shows the word 'tullu' written in a dotted font for tracing. Below it are three rows of empty handwriting lines with a blue shaded bottom band for practice.

4.  **ta ti tu Ta Ti Tu**

5.  **ta ti tu Ta Ti Tu**

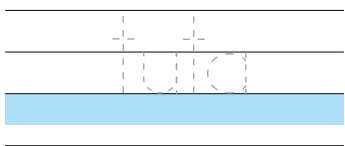
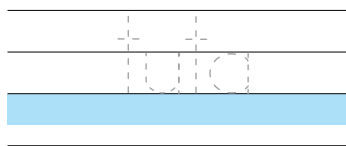
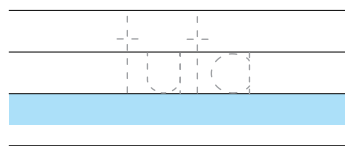
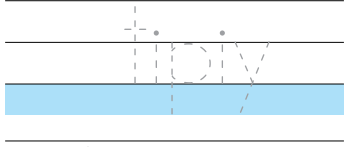
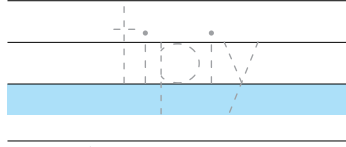
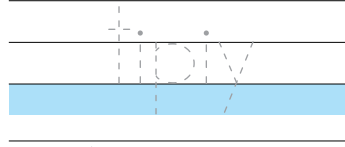
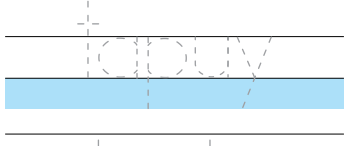
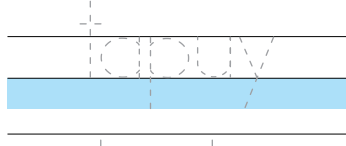
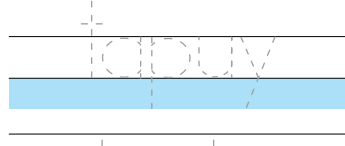

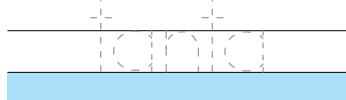

1.- Yaapa ti yami allin nuna.

2.- ___yam ___tapa ___kin.

3.- ___yta ___machu ___ruwan yapun.

4.- Mama ___muchá ___nyata wipyan.

6. 

tuta			
tipiy			
tapuy			
tanta			

tana

tana

tana

tana

tinya

tinya

tinya

tinya

7.



tuta

tuta

tuta

tuta

tipiy

tipiy

tipiy

tipiy

tapuy

tapuy

tapuy

tapuy

tanta

tanta

tanta

tanta

tuki

tuki

tuki

tuki

tinya

tinya

tinya

tinya



1.

$10 + 1 = 11$

$10 + 6 = \square$

$10 + 2 = \square$

$10 + 7 = \square$

$10 + 3 = \square$

$10 + 8 = \square$

$10 + 4 = \square$

$10 + 9 = \square$

$10 + 5 = \square$

$10 + 10 = \square$

2.

$4 + 5$

9

$3 + 2$

\square

$7 + 4$

\square

$9 + 5$

\square

$10 + 10$

\square

$14 - 1$

13

$6 - 2$

\square

$7 - 4$

\square

$18 - 15$

\square

$20 - 10$

\square

3.

4.  



S/. 3



S/. 4




S/. 8



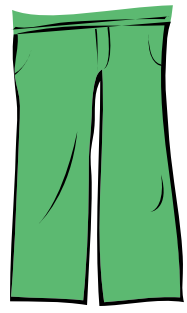
S/. 1




S/.11



S/. 18



S/. 20




S/. 12



S/.14



S/.7

5.  < , > , =

S/. 7 < S/. 10

S/. 14 > S/. 10

S/. < S/. 10

S/. > S/. 10

S/. < S/. 10

S/. > S/. 10

S/. < S/. 10

S/. > S/. 10

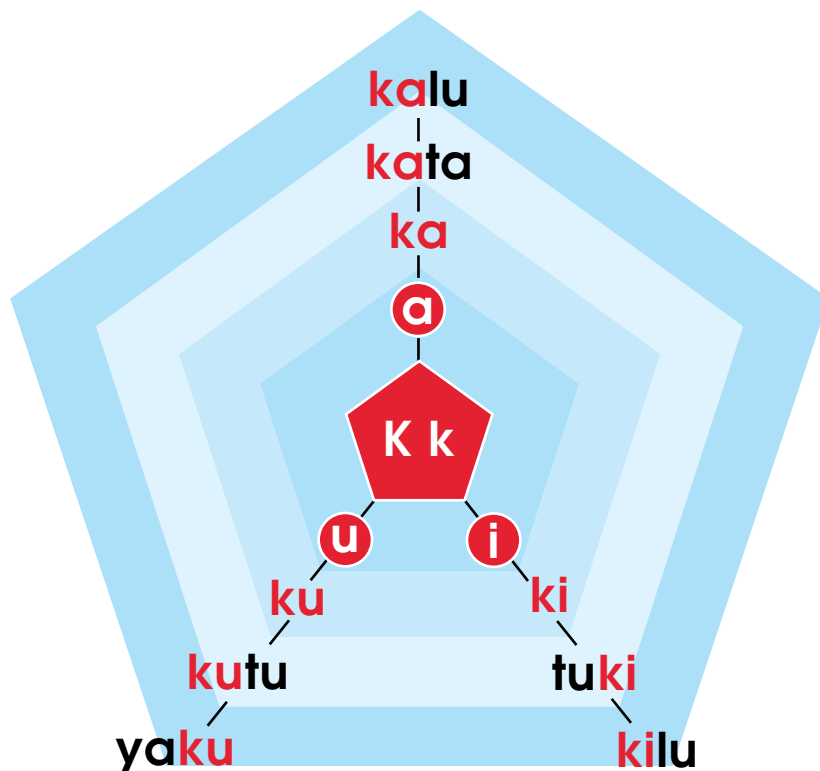
S/. < S/. 10

S/. > S/. 10

Sesión N° 11



Mayu yaku mana qanlachinam upyananchikpaq.

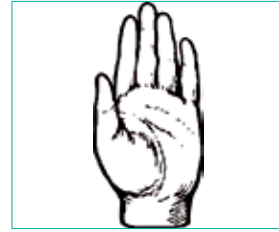




kunka



manka



maki

1.  **ka ki ku Ka Ki Ku**

yaku
kata
anku

kilu
kuka
punku

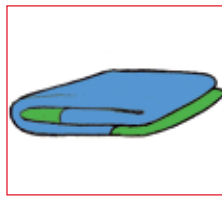
anka
kutu
kani

kayta
tuki
kimsa

2. 



kilu

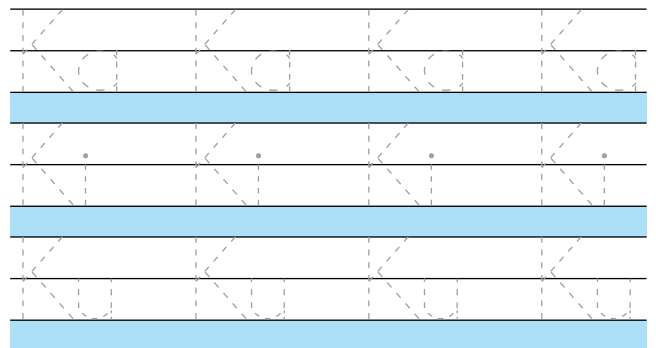
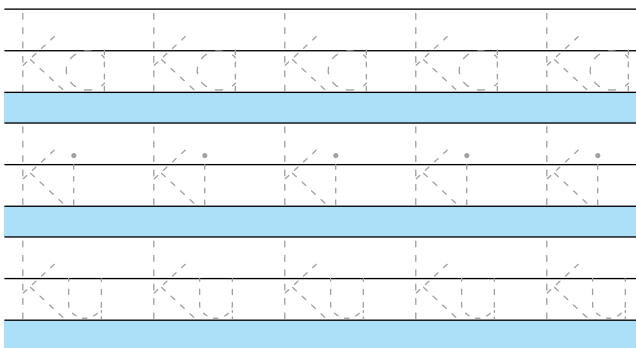


kutichiy



kata

3.  **ka ki ku Ka Ki Ku**



4.  **ka ki ku Ka Ki Ku**

ka
ki
ku

Ka
Ki
Ku

5.  **ka ki ku Ka Ki Ku**

1.- An ka chiwchita mi ku n.

2.- ___msa ___uchi man ___pi mi ___n.

3.- Mama ___tash ___kata mish ___pan.

4.- Tu ___tu wasiçu ta ___n.

6. 

yaku

yaku

yaku

yaku

kutu

kutu

kutu

kutu

kata

kata

kata

kata

punku

punku

punku

punku

kimiy

kimiy

kimiy

kimiy

puka

puka

puka

puka

7. 

yaku

yaku

yaku

yaku

kutu

kutu

kutu

kutu

kata

kata

kata

kata

punku

punku

punku

punku

kuchi

kuchi

kuchi

kuchi

puka

puka

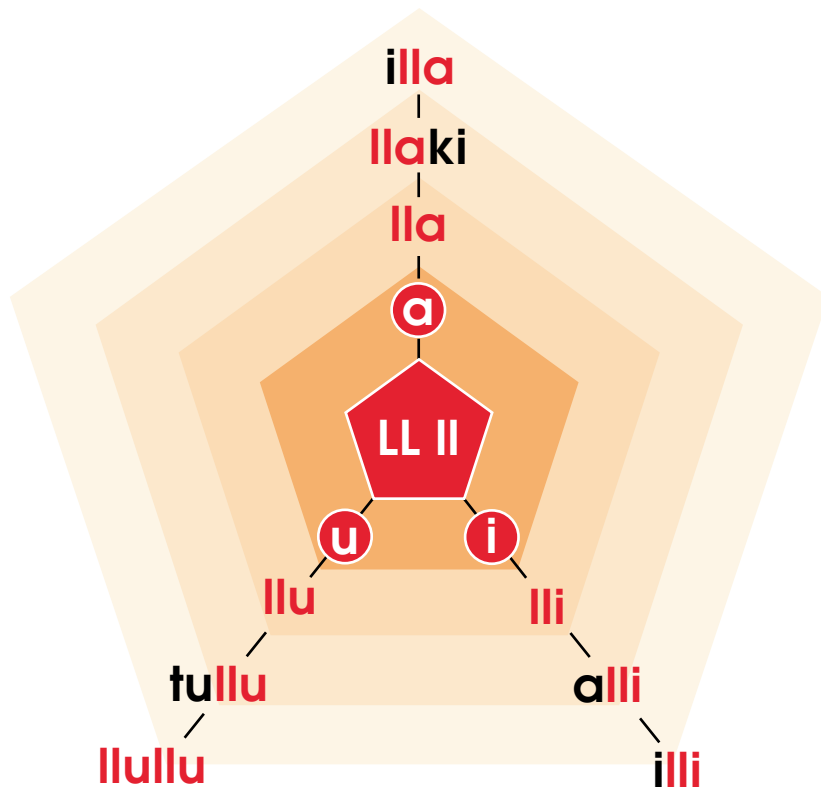
puka

puka

Sesión N° 12



Aylluuçu manan piipis illa kanchu.






killa



tullu



llullu

1. 

Ila Ili Ilu Lla Lli Llu

illa
llaki
killa

tullu
allinllam
upaallay

llapi
llama
kallana

illi
lluumi
llullu

2. 

Ila Ili Ilu Lla Lli Llu

Tracing practice for 'Ila Ili Ilu Lla Lli Llu' on a four-line grid. The first row contains the words in dashed lines for tracing. The second row contains a solid blue bar. The third row contains the letters 'i', 'i', 'i', 'i', 'i' in dashed lines. The fourth row contains the letters 'u', 'u', 'u', 'u', 'u' in dashed lines.

Tracing practice for 'Ila Ili Ilu Lla Lli Llu' on a four-line grid. The first row contains the words in dashed lines for tracing. The second row contains a solid blue bar. The third row contains the letters 'i', 'i', 'i', 'i', 'i' in dashed lines. The fourth row contains the letters 'u', 'u', 'u', 'u', 'u' in dashed lines.

3. 

Ila Ili Ilu Lla Lli Llu

Tracing practice for 'Ila Ili Ilu Lla Lli Llu' on a four-line grid. The first row contains the letters 'l', 'l', 'a' in solid lines. The second row contains a solid blue bar. The third row contains the letters 'l', 'i' in solid lines. The fourth row contains the letters 'l', 'l', 'u' in solid lines.

Tracing practice for 'Ila Ili Ilu Lla Lli Llu' on a four-line grid. The first row contains the letters 'l', 'l', 'a' in solid lines. The second row contains a solid blue bar. The third row contains the letters 'l', 'i' in solid lines. The fourth row contains the letters 'l', 'l', 'u' in solid lines.

4. 

illa
tullu
llama

llapi
illi
llumi

llaki
allinllam
tullu

5. 

allinllam

llama

illa

llullu

llaki

kallana


tullu

6.  **Ila Ili Ilu Lla Lli Llu**


- Allqu kaa ullukukta mikuyan.
- Tulluta pakallap apakuy.
- Llapallaykim yakukta upyapaakunki.

7. 


- Allqu kaa ullukukta mikuyan.
-
- Tulluta pakallap apakuy.
-
- Llapallaykim yakukta upyapaakunki.
-
- Ulluku llapita lantikuy.
-

1. 

$10 + 10 = 20$	$13 - 1 = \square$
$15 + 2 = \square$	$14 - \square = 2$
$11 + \square = 16$	$17 - 6 = \square$
$12 + 3 = \square$	$18 - \square = 10$
$10 + 4 = \square$	$20 - 1 = \square$

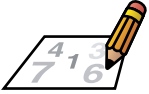
2. 

11				15					
20								12	

3. 

< , > , =

a) $20 > 14$	b) $14 \text{ — } 7$	c) $19 \text{ — } 9$
d) $9 \text{ — } 18$	e) $18 \text{ — } 5$	f) $20 \text{ — } 2$

4. 

$13 + 7$	$11 + 6$	$19 - 4$	$20 - 10$
20	\square	15	\square



5.



S/. 1 +



S/. 12 +



S/. 4 +



S/. 6 +



S/. 2 +



S/. 1 +



S/. 1 +



S/. 1 +

S/.

S/.

6.

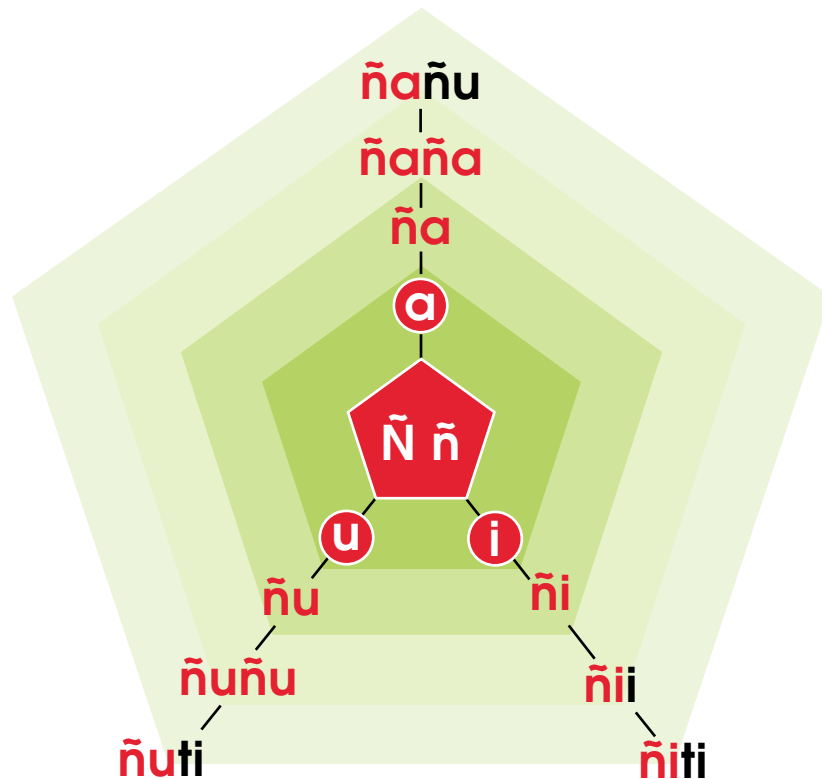



_____	_____	_____	_____	_____
_____	_____	_____	_____	_____
_____	_____	_____	_____	_____
_____	_____	_____	_____	_____

Sesión N° 13



Malkaaçu manam piipis mikuypi ñakakuq kanchu.





piña



ñaqcha

1.  ña ñi ñu Ña Ñi Ñu

ñakakuq
piña
ñuti

ñutu
ñatu
ñakay


puñu
ñaña
ñuñu

ñiti
uña
ñii

2.  →



ñawi



ñatin



ñuñu

3.  ña ñi ñu Ña Ñi Ñu

Tracing practice for lowercase letters:

ña ña ña ña ña ña

ñi ñi ñi ñi ñi

ñu ñu ñu ñu ñu

Tracing practice for uppercase letters:

Ña Ña Ña Ña Ña

Ñi Ñi Ñi Ñi Ñi

Ñu Ñu Ñu Ñu Ñu

4.  ña ñi ñu Ña Ñi Ñu

ña
ña
ña
ña

Ña
Ña
Ñi
Ñi
Ñu
Ñu

5. 

ñakakua
ñutu
puñu
ñiti

piña
ñuki
ñañu
uña

ñapis
ñakay
ñaña
ñii

6. 

ñutu

ñakay

ñii

ñakakuq

_____	_____	_____
_____	_____	_____
_____	_____	_____

ñañu

_____	_____	_____
_____	_____	_____
_____	_____	_____

piña

_____	_____	_____
_____	_____	_____
_____	_____	_____

uña

_____	_____	_____
_____	_____	_____
_____	_____	_____

7. 

- Allquyki piñakulul kanikunmi.

- Ñañayki chawuta kañalun.

- Uñayki ñuñukaykul puñukuykunmi.

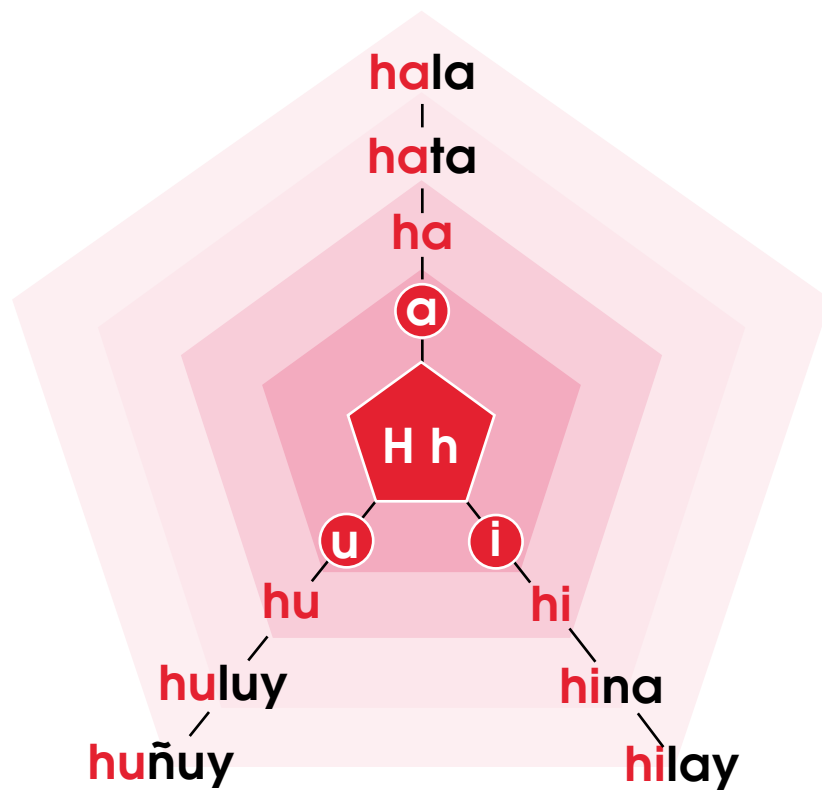
- Ñañayki yana yana ñawiyuqmi.

- Mamay tullpaykita mañaykamay.

Sesión N° 14



Kay hala nunakunapa uywakunapa mikunanmi.





hala



hampi



hamaa

1. 

ha hi hu Ha Hi Hu

hala

huluy

huk

hina

huñuy

hata

hana

hay

hinalla

haça

hilay

hamaa

hampikuq

hata

hapallan

haypimi

2. 



huk



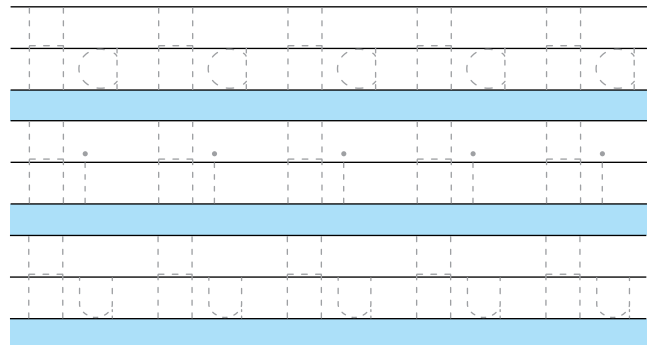
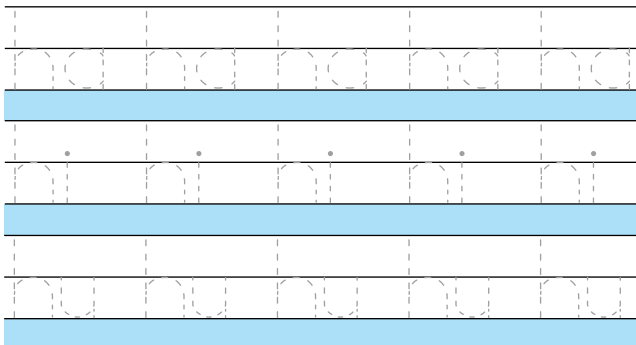
hampikuq



haça

3. 

ha hi hu Ha Hi Hu



4.  **ha hi hu Ha Hi Hu**

ha
hi
hu

Ha
Hi
Hu

5. 

hala
hilay
huk
hina
puina

huluy
hata
huluy
handa
unhu

hay
hinaka
hama
sina
ñanhal

6. 

hala

huluy

hilay

huk

hamaa

hinalla

hay

7. 

• Ñañayki hampikuqmi kaña.

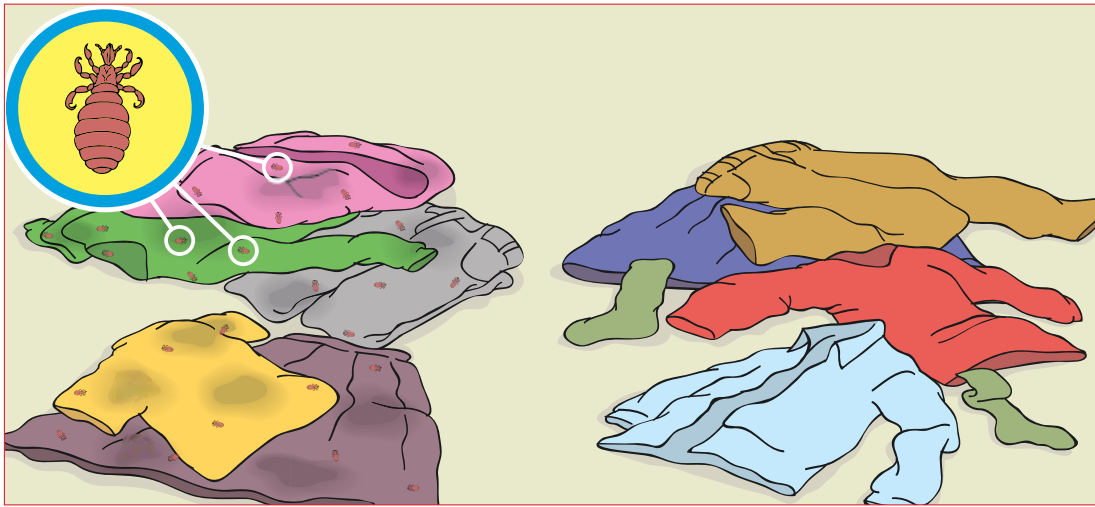
• Waakaykita waalalla utumuy.

• Hukkunawanmi mayuta liyalkaala.

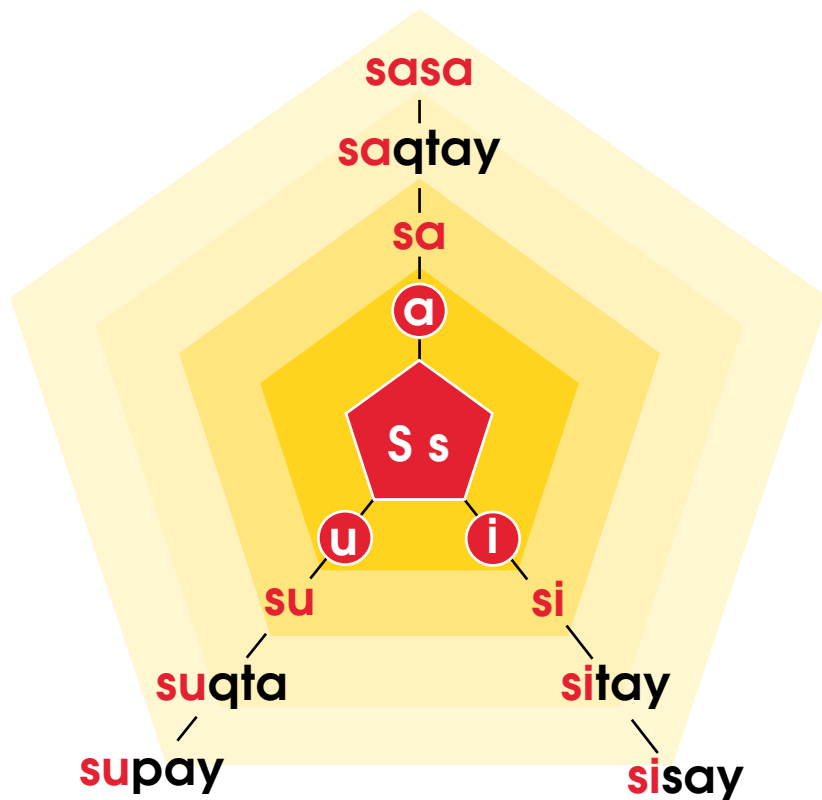
• ¡Wiihu!, halakaa tukilla kayaña.

• Hampikuqkaman walan walan linki.

Sesión N° 15



Atalayki anla kaptin usa kanmi.





usa



suqta



siya

1.  **sa si su Sa Si Su**

usa
siki
suqta

supi
makisapa
pusaq


sinqa
suwa
saatay

kusay
siya
siisay

2. 



sisay



pisi



Siya

3.  **sa si su Sa Si Su**

sa sa sa sa sa
si si si si si
su su su su su

Sa Sa Sa Sa
Si Si Si Si
Su Su Su Su

4.  **sa si su Sa Si Su**

sa
si
su

Sa
Si
Su

5.  **sa si su Sa Si Su**

1.- Su si sa wka nuna.

2.- ___wa manam allin nunachu.

3.- Pu___ q usa, pata__pa.

4.- __ntu__ qipi__pa pulin.

6. 

usa			
supay			
susunay			

kusay

siki

suwa

sinha

suqta

pusaq

saatay

kawsay

sumaq


sata

sapa



1. 

Intimuyun	Killamuyun	Antimuyun	Kuyllurmuyun	Waklimuyun	Chaskamuyun	Kuychimuyun
1	2	3	4	5	6	7
8	9	10	11	12	13	14
15	16	17	18	19	20	21
22	23	24	25	26	27	28
29	30					

2. 

	22			25					30
	29				25				

3.  $<$, $>$, $=$

a) $24 > 19$

b) $29 \underline{\quad} 30$

c) $23 \underline{\quad} 25$

d) $10 \underline{\quad} 10$

e) $18 \underline{\quad} 20$

f) $30 \underline{\quad} 26$



$$\begin{array}{r} 18 + \\ 10 \\ \hline 28 \end{array}$$

$$\begin{array}{r} 17 + \\ 2 \\ \hline \end{array}$$

$$\begin{array}{r} 15 + \\ 15 \\ \hline \end{array}$$

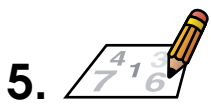
$$\begin{array}{r} 18 + \\ 14 \\ \hline \end{array}$$

$$\begin{array}{r} 25 - \\ 18 \\ \hline 7 \end{array}$$

$$\begin{array}{r} 30 - \\ 10 \\ \hline \end{array}$$

$$\begin{array}{r} 29 - \\ 14 \\ \hline \end{array}$$

$$\begin{array}{r} 18 - \\ 17 \\ \hline \end{array}$$




a. Huk aylluĉu, 13 nunakuna ĉaklanta lulapaakun 15yukuna michipaakun. ¿Ayka nunam aylluĉu lulapaakun?

Aylluĉu _____ nunakuna lulapaakun.

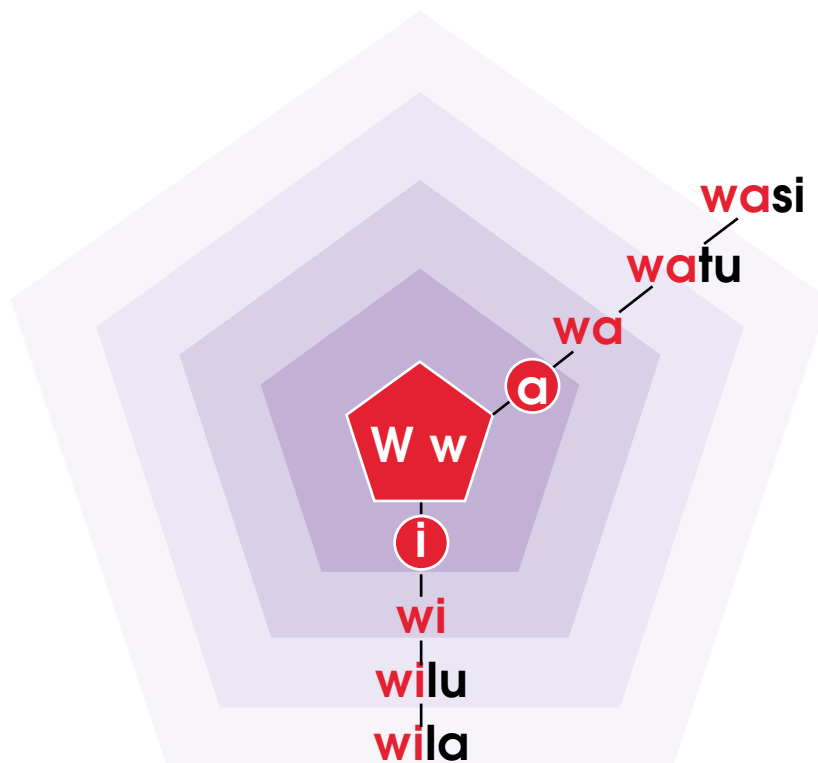
b. Huk malkaĉu 29niyuq ayllukuna yaĉapakula, ñatan 14kuna likulkan. ¿Ayka ayllukunam kanan kapaakun?


Kanan kapaakun _____ ayllukunam.

Sesión N° 16



Wasi, mana qanlachimam kanki.





wallpa



waaka



wasi

1. 

wa wi Wa Wi

waka
watu

wasi
wilu

walla
wila

wata
wallpa

2. 



wamla



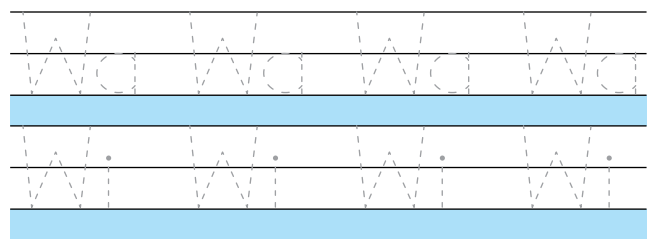
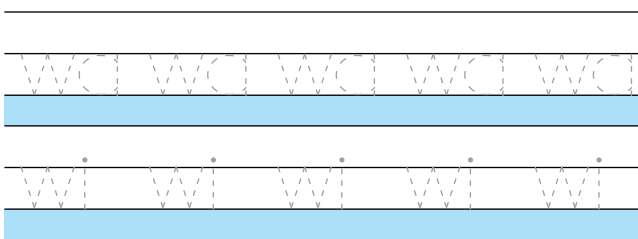
wanka



walañh

3. 

wa wi Wa Wi



4.  **wa wi Wa Wi**

wa
wi

Wa
Wi

5.  **wa wi Wa Wi**

- 1.- **Wa**nka nunata **wa**ñuchin.
- 2.- ___llpa luntuta ___çan.
- 3.- ___yta sisaykul ___ñun.
- 4.- ___tyakaa mishki mikuymi.

6. 

wasi			
waka			
wallpa			
wata			

watu

wilu

wila

wiswi

wasiyuq

7.




• Waaka kaq yakukta upyayan.

• Wallpayki halakta mikun.


• Mama Malla wilawan lawanta yanukun.

• Taytayki waakakunakta watuwan watan.


• Malkaykip mikuynintam lantikun.

1. 

30	+	1	=	31	30	+	6	=	
30	+	2	=		30	+	7	=	
30	+	3	=		30	+	8	=	
30	+	4	=		30	+	9	=	
30	+	5	=		30	+	10	=	

2. 

31				35					
40				35					

3. 

< , > , =

a) 32 > 15	b) 40 — 32	c) 25 — 35
d) 22 — 19	e) 31 — 40	f) 40 — 4

4. 

$$\begin{array}{r} 30 + \\ 10 \\ \hline 40 \end{array}$$

$$\begin{array}{r} 18 + \\ 22 \\ \hline \end{array}$$

$$\begin{array}{r} 22 + \\ 13 \\ \hline \end{array}$$




$$\begin{array}{r} 40 - \\ 17 \end{array}$$

23

$$\begin{array}{r} 39 - \\ 34 \end{array}$$

$$\begin{array}{r} 38 - \\ 35 \end{array}$$

5.



- a. Marya lantina wasiçu lantilun 15yu kiilu akşukunata, 4 kiilu aychakta, 2 kiilu luntukta, 5 kiilu arusta, chaypi 7 kiilu asukarta.

¿Ayka kiilu mikunakunaktam Marya lantilun?

Marya _____ kiilukta lantilun.

- b. Mama Tumicha lantilun 38niyuq taru lichikta lantina wasipi, haypi 12niyuq taru lichikta, tulin Wanshita uykulun.

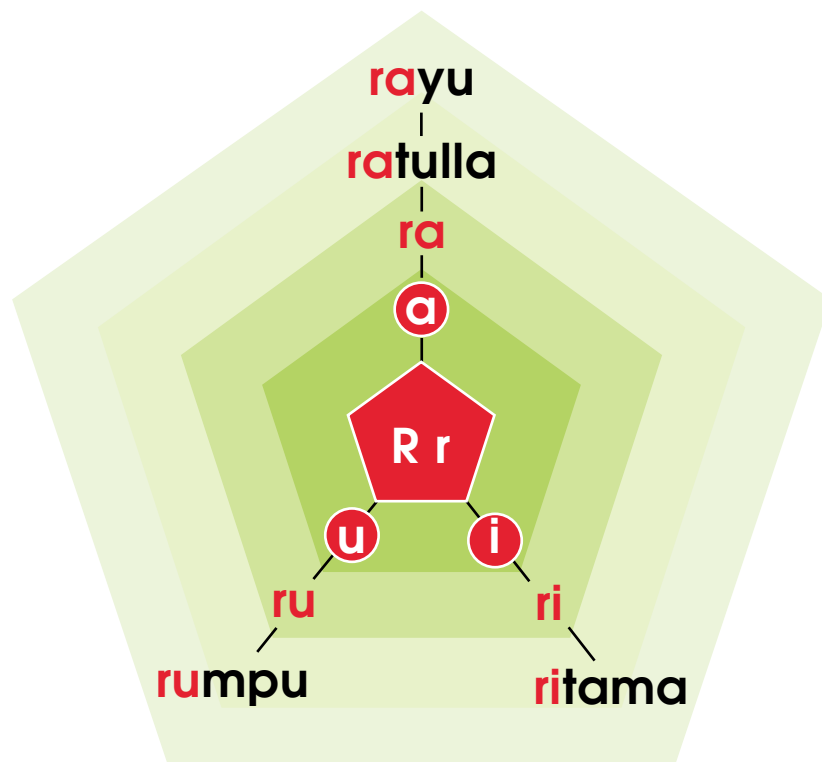
¿Mama Tumipa, qayka taru lichim puchuulun?

Mama Tumipa _____ taru lichim puchulun.

Sesión N° 17



Manchanaypa tamyá rayuwan şayamun.





tanra



rayu



ruda

1.  ra ri ru Ra Ri Ru

rayu
uritu

ritama
tuuru

rumpu
uru

tanra
rusa

2.  →



tuuru

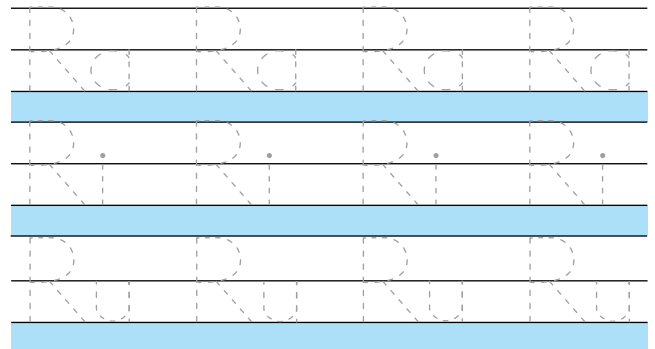
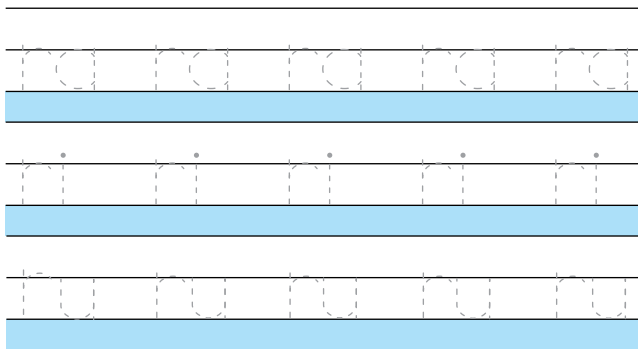


ranchina



arakacha

3.  ra ri ru Ra Ri Ru



4.  **ra ri ru Ra Ri Ru**

ra
ri
ru

Ra
Ri
Ru

5.  **ra ri ru Ra Ri Ru**

1.- Ri tama tuki wayta.

2.- ___sas tuki waytam.

3.- ___nchina tuki mikuy.

4.- ___uta kaq mishki mikuy.

6. 

rayu	<hr/> <hr/> <hr/>	<hr/> <hr/> <hr/>	<hr/> <hr/> <hr/>
uritu	<hr/> <hr/> <hr/>	<hr/> <hr/> <hr/>	<hr/> <hr/> <hr/>
tuuru	<hr/> <hr/> <hr/>	<hr/> <hr/> <hr/>	<hr/> <hr/> <hr/>
ratulla	<hr/> <hr/> <hr/>	<hr/> <hr/> <hr/>	<hr/> <hr/> <hr/>

rawyaku

uru

rumpu

rusa

ritama

rayu

7.  


• Alli rawyachikuumi chay urukaa.

• Kuchikita rayuña wañunankama.

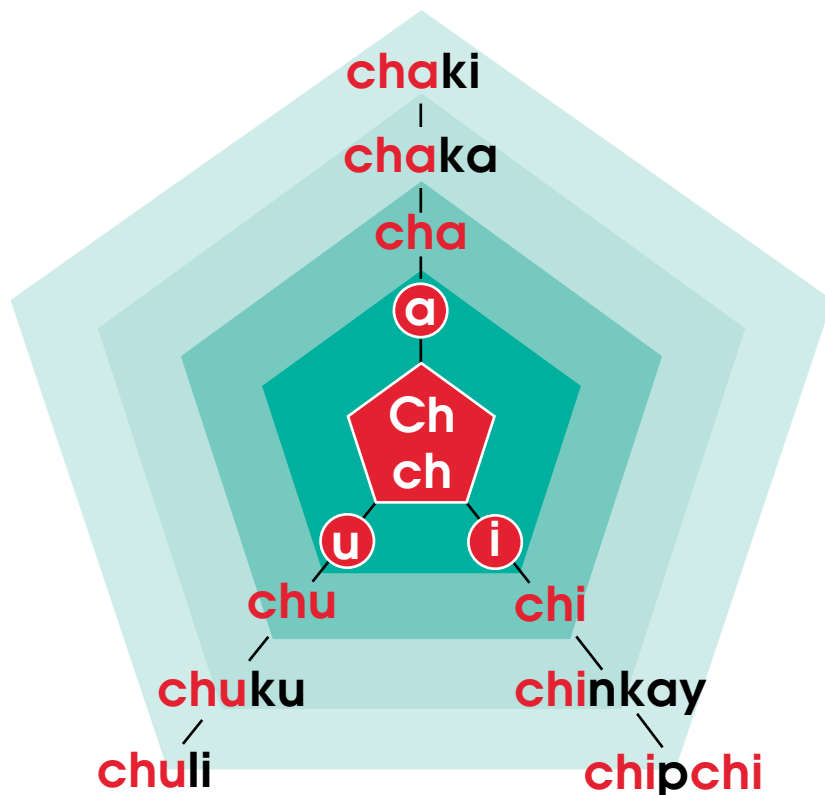
• Çaklanchikta aarachi wala muyun.

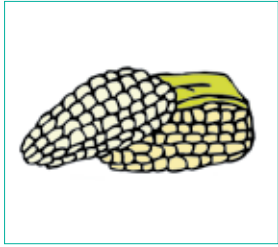
• Huknin kurutuykita lantikamay.

Sesión N° 18

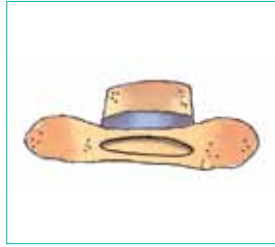


Chaki allpaçu manan imapis wayunchu waçanchu.





chullu



chuku



chuka

1.  **cha chi chu Cha Chi Chu**

chaki
pu**chu**

chama
wak**cha**

chapu
ch**ay**

chutay
ch**uku**

2. 



champa

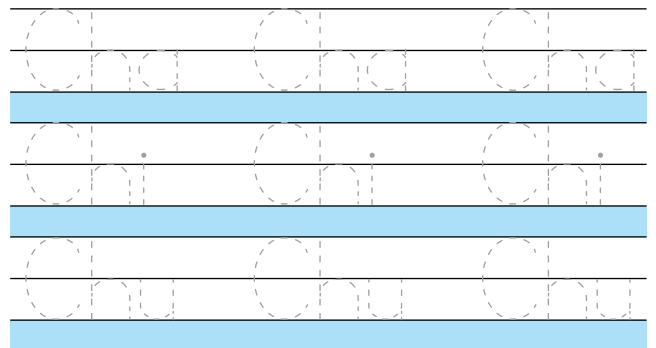
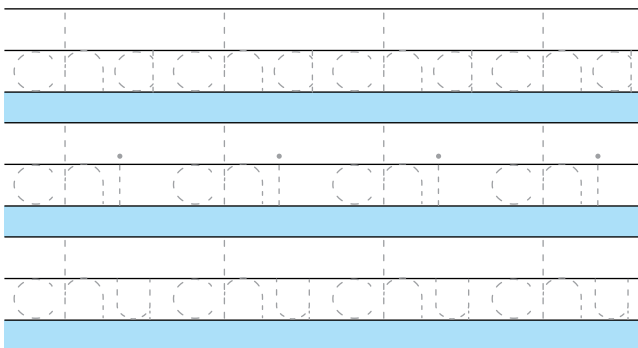


chipchi



chutay

3.  **cha chi chu Cha Chi Chu**



4.  **cha chi chu Cha Chi Chu**

cha

Cha

chi

Chi

chu

Chu

5. 

chullu

puchu

chaka

chaymi

wakcha

chulli

chaypa

chay

chibchi

6.  **cha chi chu Cha Chi Chu**

1.- Mama Chi mi cha kata chi mpan.

2.- ___ wchi unkata mikun.

3.- Lu ___ ku ___ ta ___ tan.

4.- Luy ___ kaqpa ay ___ n mishki mikuy.

7. 

chaki

chama

chapu

chuku

8. 

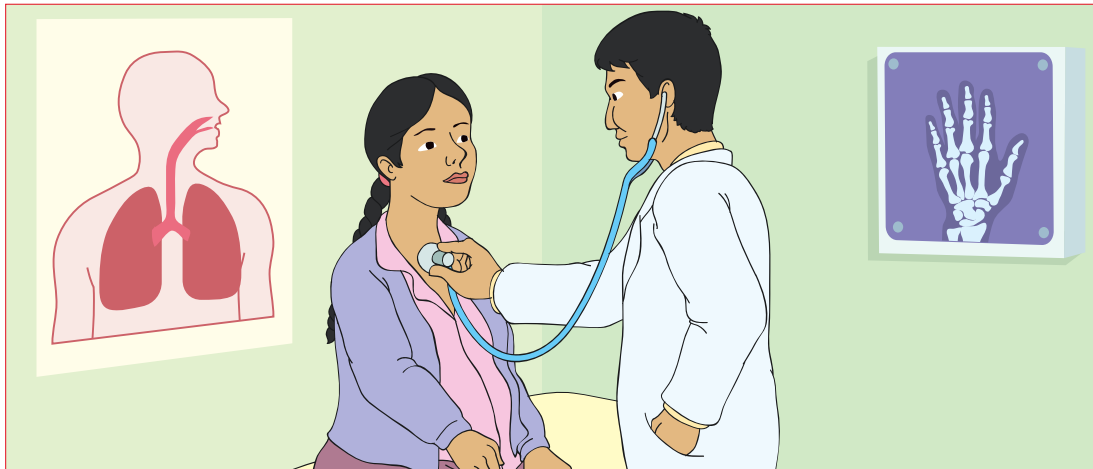
• Chukuy chukuyta llumikta alaaman.

• Chay tuurukta llapan kallpaykiwan chutay.

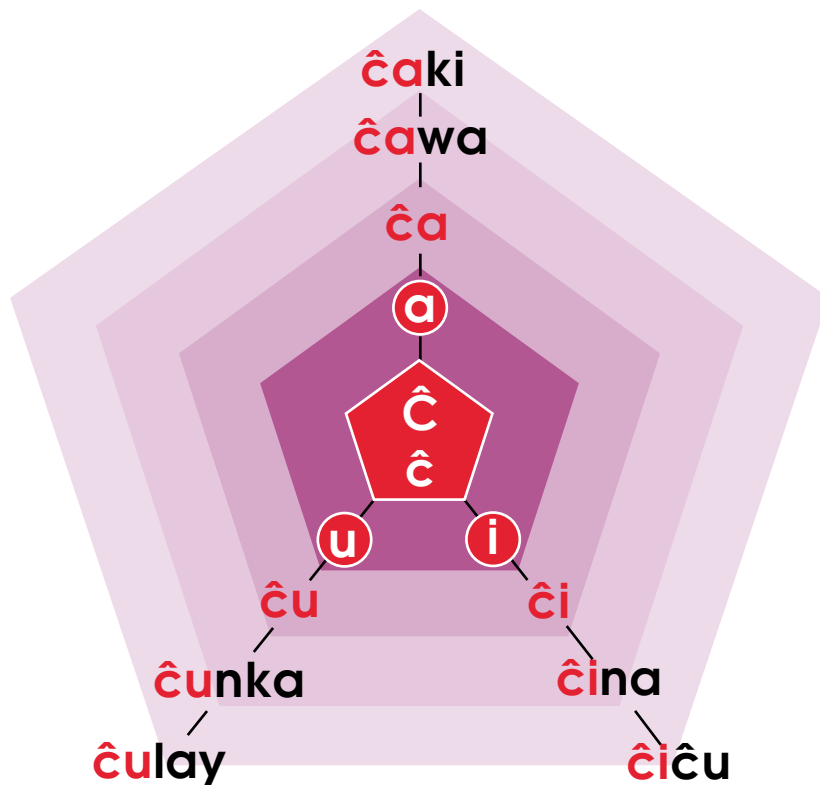
• Chuulluktam likunaapa yanuyaa.

• Champakta yanukunaykipa hulqumuy.

Sesión N° 19



Çiçu walmi hampi wasiçu hampichikun.





çunka



çaki



çîçu

1.  ça çî çu Ça Çî Çu


çulay
paçak

çîçu
çakça

çaçay
çalamun

jaçaçay!
çunka

2. 



çawpi


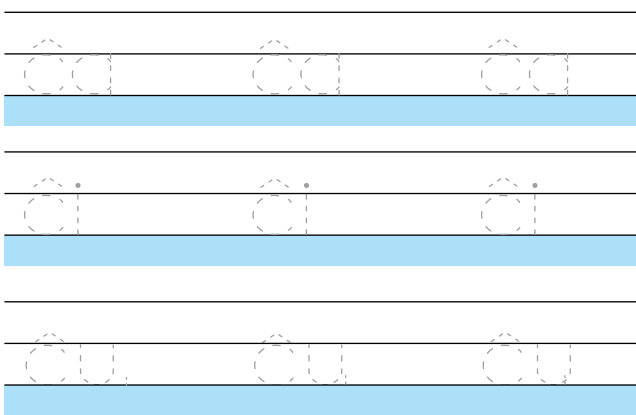


çunka



çakla

3.  ça çî çu Ça Çî Çu



4. 

êa êi êu Êa Êi Êu

êa

Êa

êi

Êi

êu

Êu

5. 

êulu

puêu

êaka

êaymi

wakêa

êuli

êaypa

êay

êipêi

6. 

êulay

paêak

paêkay

çîçû

_____	_____	_____
_____	_____	_____
_____	_____	_____

çâçay

_____	_____	_____
_____	_____	_____
_____	_____	_____

açâçay

_____	_____	_____
_____	_____	_____
_____	_____	_____

7. 

• Ñañaykim wasinçû hapallan waçakuña.


• Wachwap wawinkuna puka çakikamalla kayalkan.

• Wawiki tutaña çâamula.

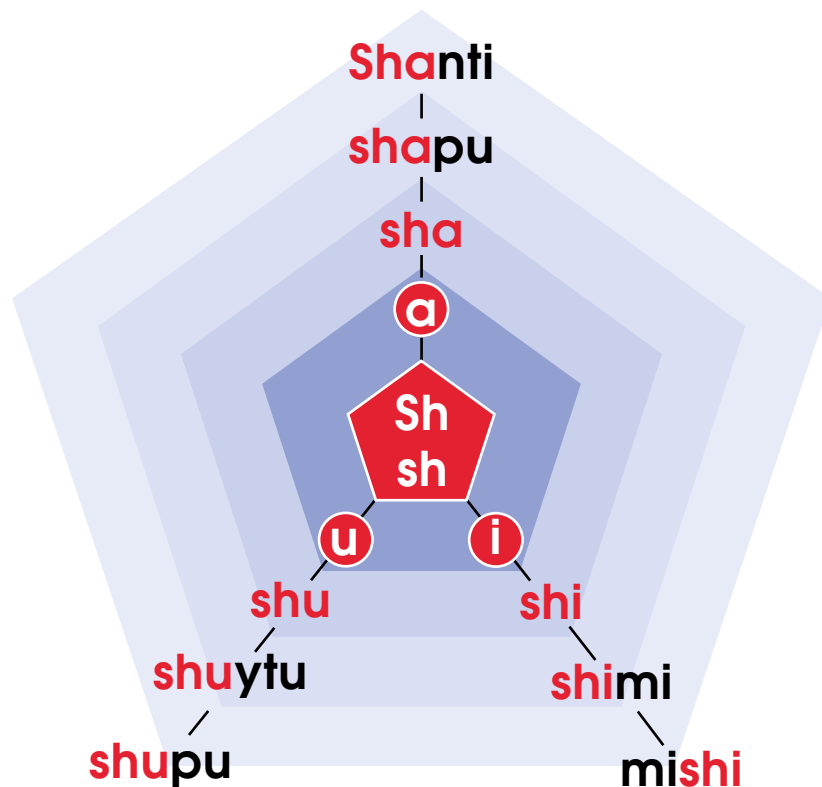
8. 

_____	_____	_____
_____	_____	_____
_____	_____	_____
_____	_____	_____
_____	_____	_____
_____	_____	_____
_____	_____	_____
_____	_____	_____
_____	_____	_____
_____	_____	_____

Sesión N° 20



Mishi kaşançu manam ukuş kanchu.





Shantu



shita



mishi

1.  **sha shi shu Sha Shi Shu**


mishi
shimi

shuyshu
shukuru

shiishi
shapu

shita
shintil

2. 



shipu



shimi



shapu

3.  **sha shi shu Sha Shi Shu**

sha sha sha sha

Sha Sha Sha

shi shi shi shi

Shi Shi Shi

shu shu shu shu

Shu Shu Shu

4.  **sha shi shu Sha Shi Shu**

sha

Sha

shi

Shi

shu

Shu

5. 

ukush

shita

shinti

mishi

shimi

shinka

shuyshu

shukuru

uwish

shiishi

shabu

ashuti

6. 

mishi

nishan

shita

shita

shipu

_____	_____	_____
_____	_____	_____
_____	_____	_____

7.



• Akapaykikuna kushilla awsapakun.

• Mishi kaa shapu ashutiwan awsan.

• Ashuti kaa uwishkata kanipayan.

• Pishucha kaa walan walan waalalla takin.

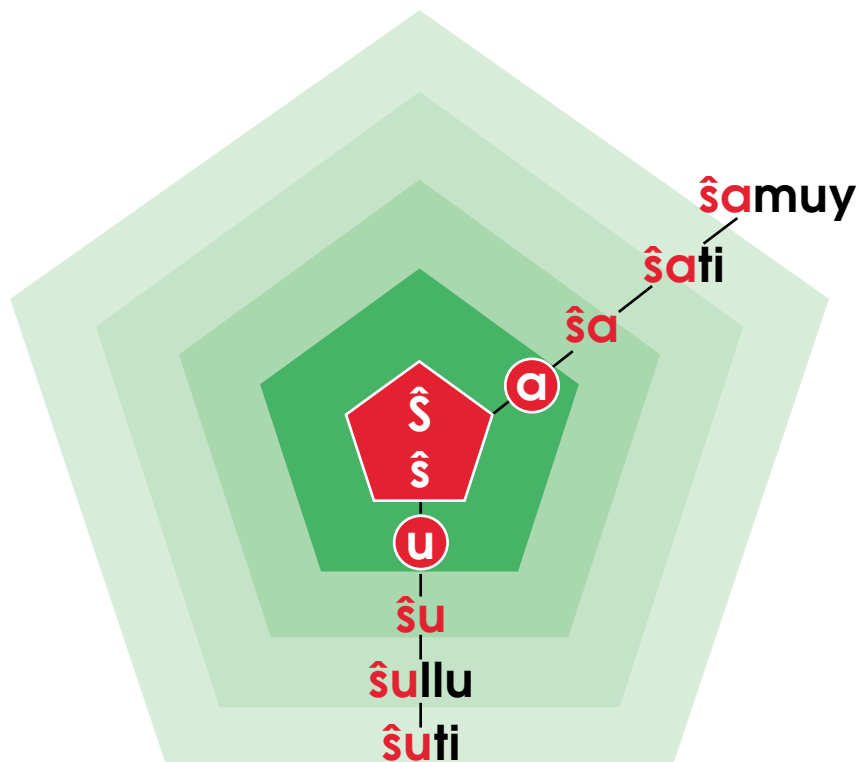
8.



Sesión N° 21



¡Ŝutiyta! ñam hillkayta, ñawinchayta yaçaluña.





shukuy



shukullway



shukiy

1.  **sa su Sa Su**

shuula
shamuy

shuti
shaakuy

shulli
shukuy

shukay
shama

2. 



shusana



shuti

shaakuy

shulli

3.  **sa su Sa Su**

sa sa sa sa
su su su su

sa sa sa
su su su

4.  **sa su Sa Su**

sa

Sa

ŝu

Ŝu

5.  ŝa ŝu Ŝa Ŝu

1.- Ŝwintu yunkaĉu wayun.

2.- ___lli waala waalalla ___tun.

3.- Tayta Wanshi tukita ___kan.

6. 

ŝuti

_____	_____	_____
_____	_____	_____
_____	_____	_____

ŝuula

_____	_____	_____
_____	_____	_____
_____	_____	_____

ŝupuy

_____	_____	_____
_____	_____	_____
_____	_____	_____

ŝulli

_____	_____	_____
_____	_____	_____
_____	_____	_____

ŝukiy

_____	_____	_____
_____	_____	_____
_____	_____	_____

şamun

_____	_____	_____
_____	_____	_____
_____	_____	_____

şuntuy

_____	_____	_____
_____	_____	_____
_____	_____	_____

7.



• Allu kaa akşukta mikuyan.

• Aşnuyki atikuşawan tinkulanchik.

• Akşu talpuyçu qamta lisillalaki.

• Atuq kaa mana pipapis llakipaşa wañukun.

• Tumasa şutiyuq ñañayki şayamuña.

8.





1.

$40 + 1 = 41$

$40 + 6 = \square$

$40 + 2 = \square$

$40 + 7 = \square$

$40 + 3 = \square$

$40 + 8 = \square$

$40 + 4 = \square$

$40 + 9 = \square$

$40 + 5 = \square$

$40 + 10 = \square$

2.

	42				46				
50							43		

3.

< , > , =

a) $50 = 50$

b) $29 \underline{\hspace{1cm}} 39$

c) $46 \underline{\hspace{1cm}} 46$

d) $49 \underline{\hspace{1cm}} 34$

e) $41 \underline{\hspace{1cm}} 26$

f) $30 \underline{\hspace{1cm}} 32$

4.

$$\begin{array}{r} 15 + \\ 30 \\ \hline \square \end{array}$$

$$\begin{array}{r} 35 + \\ 12 \\ \hline \square \end{array}$$

$$\begin{array}{r} 46 - \\ 28 \\ \hline \square \end{array}$$

$$\begin{array}{r} 45 - \\ 29 \\ \hline \square \end{array}$$



$$\begin{array}{r} 46 - \\ 28 \end{array}$$

$$\begin{array}{r} 45 - \\ 29 \end{array}$$

$$\begin{array}{r} 50 - \\ 25 \end{array}$$

$$\begin{array}{r} 27 - \\ 21 \end{array}$$

5. 

a. Mama Makshi killamuyunkaa 15yuq chipa rutata lantikula, haypi antimuyunkaa 18niyuqta chipa rutata lantikulun.

¿Mama Makshi qayka chipa rutatami ish kay muyunkaaçu lantikulun?

Ish kay muyunkaaçu _____ chipa rutaktalantikula.

b. Tayta Amachu, 25yuq tupu akșuta allamun, haypi 17niyuqta tupu akșutalantikulun.

¿Qayka tupu akșumi puchuupun?

Tayta Amachupa _____ tupu akșum puchuulun.

Sesión N° 22

Consolidación

1. 

A. ŷutii:


B. Utunakuy wasiipa ŷutin:

C. Malkaapa ŷutin:

2.  




















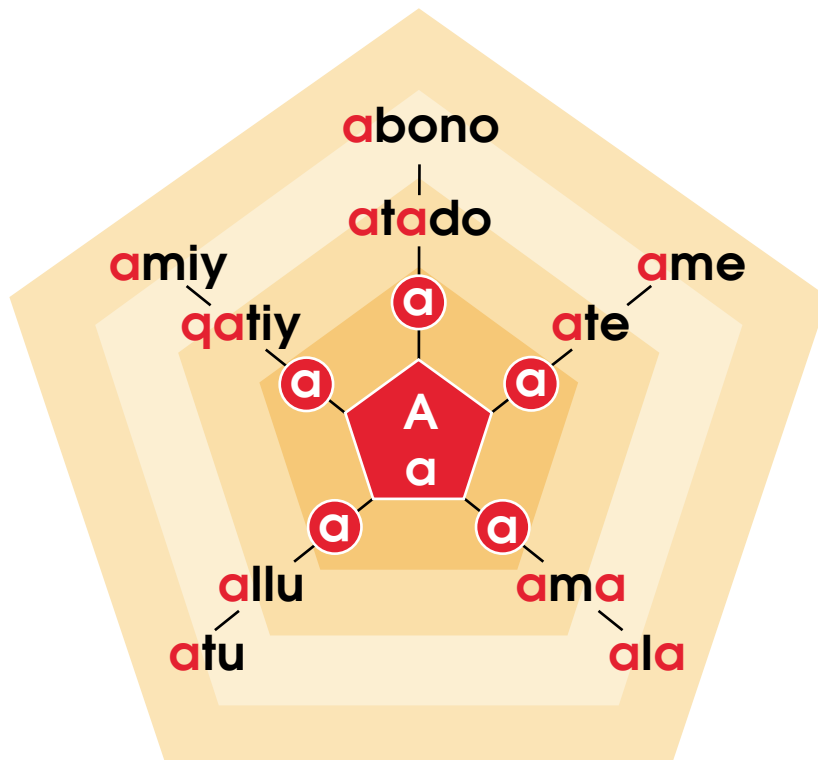
3.

Munaşaykita hillkay sumaq yaçanaykipaq

Sesión N° 23



Pikukaawan allata alpanachikaq tiklanchik.
Con el araado, prepaaraamos la a tierra a para a sembrar.

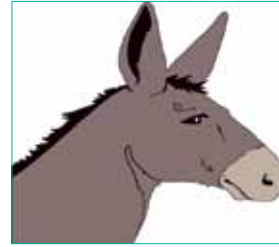




arado



atuq



aşnu

1.  a A

arado
Alejandro
alwish

awkillu
aawaş
allu

arroz
alcachofa
allinllam

akaş
Ana
aykam

2. 



allu

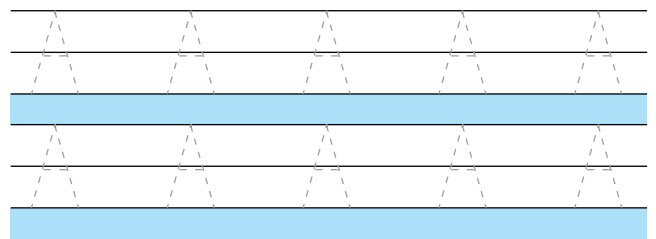
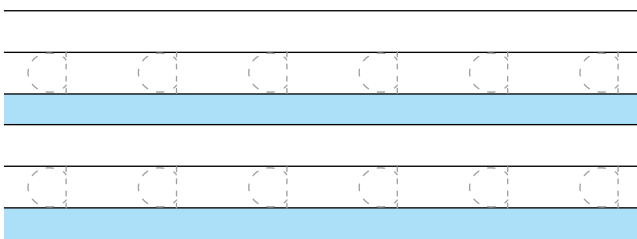


akaş



ayllu

3.  a A



4.  a A

