



# ENDURANCE

THURSDAY 26 AUGUST



## Individual Results Final



### CH-M-E - CEI\*\*\*\* 160km :38.1km - 73.6km - 106.5km - 139.7km - 160.2km

RANK	NUM.	AV. SPEED	NAT.	PHASE	RANK	ARRIVAL	IN TIME	RECOV. T.	PH. SPEED	BPM	AV. SPEED	TOTAL REC.	LAP/LEAD
1	003	19.678		1	1	08:52:46	08:54:40	00:01:54	19.936	55/54	19.936	00:01:54	00:00:00
HE Sheikh Hamdan bin Mohd AL MAKTOU  UAE													
YAMAMAH  1999													
				2	1	11:13:53	11:17:03	00:03:10	20.804	63/60	20.346	00:05:04	00:00:00
				3	1	13:24:03	13:27:53	00:03:50	21.732	56/56	20.755	00:08:54	00:00:00
				4	1	16:04:29	16:09:30	00:05:01	17.847	60/64	19.981	00:13:55	00:00:00
				5	1	18:08:28	18:24:14		17.835	53/52	19.678		00:00:00
- Prize money: 4125€ - MRM Stables												Total Riding Time: 08:08:28	
2	111	19.258		1	6	08:56:15	08:58:03	00:01:48	19.365	47/56	19.365	00:01:48	00:03:23
Marijke VISSER  NED													
LAIZA DE JALIMA  2004													
				2	9	11:22:39	11:24:10	00:01:31	20.072	59/56	19.700	00:03:19	00:07:07
				3	2	13:41:33	13:44:58	00:03:25	19.583	58/56	19.664	00:06:44	00:17:05
				4	2	16:18:08	16:21:35	00:03:27	18.684	59/56	19.422	00:10:11	00:12:05
				5	2	18:19:07	18:27:04		18.213	52/52	19.258		00:10:39
- Prize money: 3135€ BC: 3000€ - Sh. Abdulla Bin Faisal Bin Saqr Al Qassimi												Total Riding Time: 08:19:07	
3	137	17.920		1	23	09:01:25	09:03:55	00:02:30	18.448	55/56	18.448	00:02:30	00:09:15
Abdulrahman Saad A.S AL SULAITEEN  QAT													
KOHEILAN KINCISO  2002													
				2	14	11:32:17	11:36:07	00:03:50	18.984	60	18.703	00:06:20	00:19:04
				3	6	14:03:35	14:07:44	00:04:09	17.686	56/60	18.376	00:10:29	00:39:51
				4	3	16:46:58	16:53:45	00:06:47	17.170	58/56	18.074	00:17:16	00:44:15
				5	3	18:56:23	19:08:29		16.934	55	17.920		00:47:55
- Prize money: 2475€ - Umm Qarn												Total Riding Time: 08:56:23	
4	150	17.915		1	10	08:53:08	09:00:28	00:07:20	18.976	60/58	18.976	00:07:20	00:05:48
Barbara LISSARRAGUE  SUI													
PREUME DE PAUTE  2003													
				2	10	11:24:11	11:27:44	00:03:33	19.857	64/64	19.391	00:10:53	00:10:41
				3	5	14:00:42	14:03:57	00:03:15	16.986	62/68	18.578	00:14:08	00:36:04
				4	4	16:52:12	16:55:41	00:03:29	16.364	62/64	17.999	00:17:37	00:46:11
				5	4	18:56:32	19:08:20		17.361	55/60	17.915		00:48:04
- Prize money: 1980€ - Lissarrague Barbara												Total Riding Time: 08:56:32	
5	064	17.268		1	24	08:54:43	09:04:25	00:09:42	18.374	54/54	18.374	00:09:42	00:09:45
Jaume PUNTI DACHS  ESP													
NOVISAAD D'AQUI  2001													
				2	18	11:32:10	11:40:21	00:08:11	18.373	61/60	18.373	00:17:53	00:23:18
				3	7	14:02:19	14:08:22	00:06:03	18.275	56/60	18.343	00:23:56	00:40:29
				4	5	16:46:59	16:57:42	00:10:43	16.693	56/60	17.922	00:34:39	00:48:12
				5	5	19:16:38	19:31:25		13.831	59/60	17.268		01:08:10
- Prize money: 1650€ - Emirates Stables												Total Riding Time: 09:16:38	
6	061	17.129		1	31	09:13:12	09:15:59	00:02:47	16.811	59/58	16.811	00:02:47	00:21:19
Jordi ARBOIX SANTACREU  ESP													
MYSTAIR DES AUBUS  2005													
				2	34	12:03:16	12:06:34	00:03:18	16.311	57/58	16.566	00:06:05	00:49:31
				3	15	14:36:02	14:39:27	00:03:25	17.487	62/60	16.840	00:09:30	01:11:34
				4	9	17:20:12	17:23:45	00:03:33	17.428	60/60	16.976	00:13:03	01:14:15
				5	6	19:21:09	19:36:54		18.249	59/56	17.129		01:12:41
- Prize money: 1320€ - Jordi Arboix Santacreu												Total Riding Time: 09:21:09	
7	123	17.119		1	38	09:12:49	09:17:46	00:04:57	16.593	61/60	16.593	00:04:57	00:23:06
Sami Said Salim AL BULUSHI  OMA													
KHANDJAR DU BOULVE  2005													
				2	22	11:51:36	11:57:58	00:06:22	17.721	58/56	17.118	00:11:19	00:40:55
				3	11	14:26:16	14:34:22	00:08:06	16.959	61/60	17.069	00:19:25	01:06:29
				4	7	17:13:16	17:20:03	00:06:47	17.219	62/60	17.104	00:26:12	01:10:33
				5	7	19:21:28	19:41:54		17.223	62/60	17.119		01:13:00
- Prize money: 990€ - Royal Cavalry Of Oman												Total Riding Time: 09:21:28	
8	009	17.082		1	34	09:14:06	09:16:26	00:02:20	16.755	60/60	16.755	00:02:20	00:21:46
Jean-Philippe FRANCES  FRA													
SECRET DE MON COEUR  2006													
				2	30	12:03:56	12:06:15	00:02:19	16.408	58/60	16.586	00:04:39	00:49:12
				3	14	14:36:02	14:38:29	00:02:27	17.588	61/68	16.883	00:07:06	01:10:36
				4	8	17:20:12	17:22:37	00:02:25	17.453	62/64	17.015	00:09:31	01:13:07
				5	8	19:22:41	19:36:19		17.555	38/36	17.082		01:14:13
- Prize money: 825€ - M. Aurélien ROCCHIA												Total Riding Time: 09:22:41	



Results provided by World Sport Timing



FOUNDER MEMBERS

More information on  
[www.normandy2014.com](http://www.normandy2014.com)

Powered by ATRM Systems

CH-M-E - CEI\*\*\* 160km :38.1km - 73.6km - 106.5km - 139.7km - 160.2km

RANK	NUM.	AV. SPEED	NAT.	PHASE	RANK	ARRIVAL	IN TIME	RECOV. T.	PH. SPEED	BPM	AV. SPEED	TOTAL REC.	LAP/LEAD	
<b>9</b>	<b>110</b>	17.082		1	74	09:17:47	09:24:26	00:06:39	15.827	55/52	15.827	00:06:39	00:29:46	
<b>Joyce VAN DEN BERG</b>				<b>NED</b>	2	55	12:08:02	12:13:44	00:05:42	16.473	55/60	16.132	00:12:21	00:56:41
RUN DU COLOMBIER				<b>2005</b>	3	20	14:39:30	14:43:18	00:03:48	18.016	64/64	16.671	00:16:09	01:15:25
<b>Lap / preceding :00:00:01</b>				4	10	17:20:13	17:23:59	00:03:46	17.997	60/60	16.968	00:19:55	01:14:29	
				5	9	19:22:42	19:35:32		17.900	58/56	17.082		01:14:14	
- Prize money: 50€ - Sh Faisal Bin Saqr Al Qassimi											Total Riding Time: 09:22:42			
<b>10</b>	<b>012</b>	17.081		1	12	08:52:56	09:00:45	00:07:49	18.932	64/62	18.932	00:07:49	00:06:05	
<b>Isa Abdulla Ali AL HAZZA</b>				<b>BRN</b>	2	8	11:15:18	11:23:41	00:08:23	20.693	63/58	19.742	00:16:12	00:06:38
RAJA DU ROCH				<b>2005</b>	3	4	13:41:29	13:55:04	00:13:35	17.723	60/56	19.071	00:29:47	00:27:11
<b>Lap / preceding :00:00:01</b>				4	6	16:43:05	16:58:28	00:15:23	14.933	0	17.892	00:45:10	00:48:58	
				5	10	19:22:43	19:39:56		13.050	60	17.081		01:14:15	
- Prize money: 50€ - Royal Endurance Team Of Bahrain											Total Riding Time: 09:22:43			
<b>11</b>	<b>010</b>	16.209		1	63	09:19:11	09:22:20	00:03:09	16.061	49/48	16.061	00:03:09	00:27:40	
<b>Franck LAOUSSE</b>				<b>FRA</b>	2	47	12:08:03	12:12:06	00:04:03	16.414	58/60	16.229	00:07:12	00:55:03
NIKY DE LA FONTAINE				<b>2001</b>	3	29	14:47:34	14:52:28	00:04:54	16.400	57/68	16.282	00:12:06	01:24:35
<b>Lap / preceding :00:30:18</b>				4	18	17:40:51	17:45:12	00:04:21	16.230	64/62	16.269	00:16:27	01:35:42	
				5	11	19:53:01	20:04:01		15.806	54/60	16.209		01:44:33	
- Prize money: 50€ - Madame Nadine Gardel											Total Riding Time: 09:53:01			
<b>12</b>	<b>006</b>	16.208		1	47	09:19:10	09:21:14	00:02:04	16.186	59/60	16.186	00:02:04	00:26:34	
<b>Nicolas BALLARIN</b>				<b>FRA</b>	2	53	12:08:01	12:13:13	00:05:12	16.138	58/50	16.163	00:07:16	00:56:10
LEMIR DE GARGASSAN				<b>1999</b>	3	34	14:47:34	14:53:31	00:05:57	16.409	63/62	16.238	00:13:13	01:25:38
<b>Lap / preceding :00:00:01</b>				4	20	17:44:31	17:50:13	00:05:42	15.722	60/60	16.113	00:18:55	01:40:43	
				5	12	19:53:02	20:09:41		16.892	58/60	16.208		01:44:34	
- Prize money: 50€ - M.Nicolas Ballarin Et M. Philippe Ballarin											Total Riding Time: 09:53:02			
<b>13</b>	<b>011</b>	16.133		1	46	09:18:07	09:20:47	00:02:40	16.238	60/60	16.238	00:02:40	00:26:07	
<b>Denis LE GUILLOU</b>				<b>FRA</b>	2	33	12:03:52	12:06:26	00:02:34	16.952	56/60	16.575	00:05:14	00:49:23
OTIMMINS ARMOR				<b>2002</b>	3	16	14:35:58	14:39:45	00:03:47	17.420	57/56	16.827	00:09:01	01:11:52
<b>Lap / preceding :00:02:45</b>				4	12	17:37:04	17:39:20	00:02:16	15.372	58/64	16.457	00:11:17	01:29:50	
				5	13	19:55:47	20:05:12		14.228	50/52	16.133		01:47:19	
- Prize money: 50€ - Monsieur Denis Le Guillou											Total Riding Time: 09:55:47			
<b>14</b>	<b>159</b>	16.132		1	33	09:13:09	09:16:13	00:03:04	16.782	64/60	16.782	00:03:04	00:21:33	
<b>Wipawan PAWITAYALARP</b>				<b>THA</b>	2	32	12:03:53	12:06:25	00:02:32	16.360	63/64	16.576	00:05:36	00:49:22
MULAWA ANGELUS				<b>2003</b>	3	17	14:36:53	14:39:54	00:03:01	17.395	64/60	16.820	00:08:37	01:12:01
<b>Lap / preceding :00:00:02</b>				4	13	17:37:05	17:39:23	00:02:18	15.384	62/56	16.455	00:10:55	01:29:53	
				5	14	19:55:49	20:03:50		14.231	59/66	16.132		01:47:21	
- Prize money: 50€ - Mr.Prutirat R. Serireongrith											Total Riding Time: 09:55:49			
<b>15</b>	<b>042</b>	15.897		1	29	09:07:34	09:14:20	00:06:46	17.017	61/60	17.017	00:06:46	00:19:40	
<b>Martin GARCIA LAZO</b>				<b>CHI</b>	2	26	11:57:17	12:04:16	00:06:59	16.393	64/64	16.710	00:13:45	00:47:13
FRODON DE LA CHARME				<b>2004</b>	3	19	14:36:04	14:40:25	00:04:21	16.995	64/70	16.797	00:18:06	01:12:32
<b>Lap / preceding :00:08:49</b>				4	14	17:35:43	17:39:38	00:03:55	15.416	64/68	16.447	00:22:01	01:30:08	
				5	15	20:04:38	20:13:32		12.947	58	15.897		01:56:10	
- Prize money: 50€ - M. Jose Miguel Garcia											Total Riding Time: 10:04:38			
<b>16</b>	<b>036</b>	15.765		1	54	09:19:12	09:21:35	00:02:23	16.146	47/54	16.146	00:02:23	00:26:55	
<b>Rafael SALVADOR</b>				<b>BRA</b>	2	29	12:03:53	12:05:43	00:01:50	17.159	62/60	16.619	00:04:13	00:48:40
SM LA TURCA				<b>2004</b>	3	13	14:36:00	14:38:17	00:02:17	17.536	54/56	16.892	00:06:30	01:10:24
<b>Lap / preceding :00:05:04</b>				4	11	17:26:11	17:28:02	00:01:51	16.635	60/58	16.830	00:08:21	01:18:32	
				5	16	20:09:42	20:16:47		11.015	43/52	15.765		02:01:14	
- Prize money: 50€ - Renato Moraes Salvador Silva											Total Riding Time: 10:09:42			
<b>17</b>	<b>020</b>	15.758		1	30	09:12:48	09:14:59	00:02:11	16.935	64/56	16.935	00:02:11	00:20:19	
<b>Mercedes TAPIA</b>				<b>ARG</b>	2	25	12:00:59	12:03:36	00:02:37	16.561	57/56	16.753	00:04:48	00:46:33
TREK RANIA				<b>2004</b>	3	21	14:41:01	14:44:21	00:03:20	16.348	62/60	16.625	00:08:08	01:16:28
<b>Lap / preceding :00:00:17</b>				4	16	17:35:17	17:43:15	00:07:58	15.454	60/64	16.331	00:16:06	01:33:45	
				5	17	20:09:59	20:18:51		12.715	63/63	15.758		02:01:31	
- Prize money: 50€ - Tapias Josep											Total Riding Time: 10:09:59			
<b>18</b>	<b>037</b>	15.750		1	88	09:18:55	09:26:09	00:07:14	15.641	54/56	15.641	00:07:14	00:31:29	
<b>André VIDIZ</b>				<b>BRA</b>	2	44	12:03:47	12:11:13	00:07:26	17.031	58/60	16.282	00:14:40	00:54:10
NUMISMAT ENDURANCE				<b>2003</b>	3	27	14:45:46	14:51:07	00:05:21	16.464	60/56	16.338	00:20:01	01:23:14
<b>Lap / preceding :00:00:18</b>				4	24	17:54:54	18:00:06	00:05:12	14.333	59/60	15.812	00:25:13	01:50:36	
				5	18	20:10:17	20:19:15		15.340	56/58	15.750		02:01:49	
- Prize money: 50€ - Léo Steinbruch											Total Riding Time: 10:10:17			



Results provided by World Sport Timing



FOUNDER MEMBERS

More information on [www.normandy2014.com](http://www.normandy2014.com)

Powered by ATRM Systems

Q = qualified, NQ = not qualified (having failed to qualified)..

CH-M-E - CEI\*\*\* 160km :38.1km - 73.6km - 106.5km - 139.7km - 160.2km

RANK	NUM.	AV. SPEED	NAT.	PHASE	RANK	ARRIVAL	IN TIME	RECOV. T.	PH. SPEED	BPM	AV. SPEED	TOTAL REC.	LAP/LEAD
<b>19</b>	<b>024</b>	15.722		1	60	09:19:12	09:22:15	00:03:03	16.070	53/54	16.070	00:03:03	00:27:35
Alexandra TOFT AUS													
CHARLOTTE TE 2006													
Lap / preceding :00:01:06													
- Prize money: 50€ - Peter & Penny Toft Total Riding Time: 10:11:23													
<b>20</b>	<b>029</b>	15.603		1	72	09:19:15	09:23:34	00:04:19	15.923	50/54	15.923	00:04:19	00:28:54
Peter BASTIJNS BEL													
SHAKIRA DE ALBORADA 2005													
Lap / preceding :00:04:39													
- Prize money: 50€ - Peter Felix Bastijns Total Riding Time: 10:16:02													
<b>21</b>	<b>062</b>	15.547		1	91	09:18:17	09:26:32	00:08:15	15.601	52/52	15.601	00:08:15	00:31:52
Javier CERVERA SANCHEZ-ARNEDO ESP													
STRAWBLADE 2002													
Lap / preceding :00:02:13													
- Prize money: 50€ - Mme Sue Sidebottom - M. Javier Cervera Total Riding Time: 10:18:15													
<b>22</b>	<b>018</b>	15.542		1	8	08:56:53	08:59:10	00:02:17	19.183	64/64	19.183	00:02:17	00:04:30
Josefina CHAS ARG													
RIVERWATCH 2004													
Lap / preceding :00:00:12													
- Prize money: 50€ - Sh Faisal Bin Saqr Al Qassimi Total Riding Time: 10:18:27													
<b>23</b>	<b>084</b>	15.502		1	61	09:19:13	09:22:16	00:03:03	16.068	51/50	16.068	00:03:03	00:27:36
Simona GARATTI ITA													
HANIFA 2004													
Lap / preceding :00:01:36													
- Prize money: 50€ - garatti simona Total Riding Time: 10:20:03													
<b>24</b>	<b>087</b>	15.502		1	58	09:19:12	09:22:00	00:02:48	16.099	52/50	16.099	00:02:48	00:27:20
Daniele SERIOLI ITA													
SANTA DU SAUVETERRE 2006													
Lap / preceding :00:00:01													
- Prize money: 50€ - Garatti Simona E Seriola Emiliano Total Riding Time: 10:20:04													
<b>25</b>	<b>149</b>	15.424		1	84	09:22:37	09:25:44	00:03:07	15.686	44/50	15.686	00:03:07	00:31:04
Sonja FRITSCHI SUI													
OKKARINA D'ALSACE 2002													
Lap / preceding :00:03:06													
- Prize money: 50€ - Fritschi Sonja Total Riding Time: 10:23:10													
<b>26</b>	<b>147</b>	15.424		1	97	09:22:38	09:27:13	00:04:35	15.528	59/56	15.528	00:04:35	00:32:33
Andrea AMACHER SUI													
RUSTIK D'ALSACE 2005													
Lap / preceding :00:00:02													
- Prize money: 50€ - Amacher Andrea Total Riding Time: 10:23:12													
<b>27</b>	<b>104</b>	15.355		1	99	09:23:04	09:27:32	00:04:28	15.495	48/40	15.495	00:04:28	00:32:52
Mohd T.Aseef ABDUL MUTALIB MAS													
ELADINA KUNGFU 2006													
Lap / preceding :00:02:47													
- Prize money: 50€ - Segundo Gomez Nuñez Total Riding Time: 10:25:59													
<b>28</b>	<b>067</b>	14.920		1	109	09:25:10	09:28:53	00:03:43	15.354	49	15.354	00:03:43	00:34:13
Beth LANGLEY GBR													
HS AMETISTA 1998													
Lap / preceding :00:18:14													
- Prize money: 50€ - Mrs Cate Langley Total Riding Time: 10:44:13													



Results provided by World Sport Timing













FOUNDER MEMBERS

More information on [www.normandy2014.com](http://www.normandy2014.com)

Powered by ATRM Systems

Q = qualified, NQ = not qualified (having failed to qualified)..

CH-M-E - CEI\*\*\* 160km :38.1km - 73.6km - 106.5km - 139.7km - 160.2km

RANK	NUM.	AV. SPEED	NAT.	PHASE	RANK	ARRIVAL	IN TIME	RECOV. T.	PH. SPEED	BPM	AV. SPEED	TOTAL REC.	LAP/LEAD	
<b>29</b>	<b>155</b>	14.916		1	120	09:25:49	09:31:32	00:05:43	15.086	44/48	15.086	00:05:43	00:36:52	
<b>Silvia POTOČNA-KOVARIKOVA</b>					2	87	12:23:24	12:29:27	00:06:03	15.444	56/60	15.257	00:11:46	01:12:24
GAMAAR				2004	3	51	15:14:29	15:19:37	00:05:08	15.165	56/58	15.228	00:16:54	01:51:44
Lap / preceding :00:00:12					4	35	18:19:29	18:24:49	00:05:20	14.734	63/60	15.108	00:22:14	02:15:19
					5	29	20:44:25	20:52:44		13.728	55/52	14.916	02:35:57	
- Prize money: 50€ - Silvia Potocna											Total Riding Time: 10:44:25			
<b>30</b>	<b>164</b>	14.890		1	44	09:17:27	09:20:26	00:02:59	16.278	63/64	16.278	00:02:59	00:25:46	
<b>Federico GARCÍA PINEYRUA</b>					2	39	12:08:00	12:10:12	00:02:12	16.414	59/60	16.343	00:05:11	00:53:09
EO RABIS				2006	3	38	15:01:45	15:05:09	00:03:24	14.628	59/58	15.772	00:08:35	01:37:16
Lap / preceding :00:01:07					4	32	18:19:34	18:22:59	00:03:25	13.475	64/64	15.158	00:12:00	02:13:29
					5	30	20:45:32	20:55:00		13.290	63/60	14.890	02:37:04	
- Prize money: 50€ - Haras El Oasis											Total Riding Time: 10:45:32			
<b>31</b>	<b>173</b>	14.873		1	51	09:13:59	09:21:28	00:07:29	16.159	56/64	16.159	00:07:29	00:26:48	
<b>JEREMY OLSON</b>					2	27	12:00:33	12:05:30	00:04:57	17.173	61/58	16.633	00:12:26	00:48:27
WALLACE HILL SHADE				2002	3	23	14:36:03	14:48:18	00:12:15	16.075	58/56	16.456	00:24:41	01:20:25
Lap / preceding :00:00:44					4	26	17:52:15	18:02:27	00:10:12	13.819	56/56	15.742	00:34:53	01:52:57
					5	31	20:46:16	20:58:51		10.807	57/60	14.873	02:37:48	
- Prize money: 50€ - Amy Wallace-Whelan											Total Riding Time: 10:46:16			
<b>32</b>	<b>078</b>	14.835		1	57	09:12:53	09:21:59	00:09:06	16.100	62	16.100	00:09:06	00:27:19	
<b>Vivian Wan Fun CHEUNG</b>					2	68	12:08:06	12:19:07	00:11:01	15.532	55/54	15.821	00:20:07	01:02:04
CHAZAN				2003	3	42	15:05:14	15:14:50	00:09:36	14.545	63/62	15.404	00:29:43	01:46:57
Lap / preceding :00:01:39					4	31	18:07:30	18:21:55	00:14:25	14.531	64/60	15.187	00:44:08	02:12:25
					5	32	20:47:55	21:11:14		12.813	64/64	14.835	02:39:27	
- Prize money: 50€ - Richard Allen											Total Riding Time: 10:47:55			
<b>33</b>	<b>022</b>	14.813		1	92	09:23:30	09:26:35	00:03:05	15.595	46/48	15.595	00:03:05	00:31:55	
<b>Sasha LAWS-KING</b>					2	88	12:25:28	12:30:48	00:05:20	14.769	57/60	15.186	00:08:25	01:13:45
QACIMA DU SAUVETERRE				2004	3	48	15:14:25	15:18:43	00:04:18	15.432	62/64	15.261	00:12:43	01:50:50
Lap / preceding :00:00:58					4	36	18:19:30	18:25:14	00:05:44	14.592	61/61	15.096	00:18:27	02:15:44
					5	33	20:48:53	20:59:33		13.134	58/60	14.813	02:40:25	
- Prize money: 50€ - Monsieur Jean Basset											Total Riding Time: 10:48:53			
<b>34</b>	<b>160</b>	14.610		1	32	09:13:09	09:16:04	00:02:55	16.801	58/58	16.801	00:02:55	00:21:24	
<b>Prutirat RATTANAKUL SERIREONGRITH</b>					2	43	12:08:23	12:11:12	00:02:49	15.762	63/60	16.283	00:05:44	00:54:09
SHARDELL PRINCE ALI				2002	3	44	15:13:20	15:16:30	00:03:10	13.586	63/60	15.342	00:08:54	01:48:37
Lap / preceding :00:09:01					4	37	18:30:58	18:35:13	00:04:15	13.395	64/58	14.830	00:13:09	02:25:43
					5	34	20:57:54	21:07:18		13.271	55/60	14.610	02:49:26	
- Prize money: 50€ - Mr.Prutirat R. Serireongrith											Total Riding Time: 10:57:54			
<b>35</b>	<b>140</b>	14.605		1	96	09:19:12	09:27:06	00:07:54	15.540	50/50	15.540	00:07:54	00:32:26	
<b>Gerda Petronella BURGER</b>					2	90	12:24:00	12:31:05	00:07:05	14.793	61/56	15.171	00:14:59	01:14:02
GOZCH				2005	3	56	15:21:54	15:26:12	00:04:18	14.610	60/60	14.993	00:19:17	01:58:19
Lap / preceding :00:00:13					4	38	18:32:25	18:38:14	00:05:49	14.025	59/58	14.751	00:25:06	02:28:44
					5	35	20:58:07	21:07:51		13.684	54/52	14.605	02:49:39	
- Prize money: 50€ - Caroline Franzen											Total Riding Time: 10:58:07			
<b>36</b>	<b>043</b>	14.429		1	116	09:19:57	09:30:08	00:10:11	15.226	60	15.226	00:10:11	00:35:28	
<b>Harken JENSEN</b>					2	93	12:23:26	12:32:03	00:08:37	15.009	61/60	15.121	00:18:48	01:15:00
FRANC DE LA ILLA				2001	3	59	15:22:10	15:29:11	00:07:01	14.395	59/54	14.889	00:25:49	02:01:18
Lap / preceding :00:08:02					4	39	18:28:30	18:39:08	00:10:38	14.234	61/56	14.728	00:36:27	02:29:38
					5	36	21:06:09	21:15:43		12.678	58/60	14.429	02:57:41	
- Prize money: 50€ - Ganadera Can Crgol S.L.											Total Riding Time: 11:06:09			
<b>37</b>	<b>134</b>	14.428		1	36	09:14:10	09:17:34	00:03:24	16.617	61/60	16.617	00:03:24	00:22:54	
<b>António VAZ FREIRE</b>					2	98	12:31:18	12:34:32	00:03:14	13.570	61/58	14.993	00:06:38	01:17:29
TIBETE				2000	3	61	15:22:01	15:29:37	00:07:36	14.613	58	14.874	00:14:14	02:01:44
Lap / preceding :00:00:02					4	40	18:28:09	18:39:38	00:11:29	14.227	62/60	14.715	00:25:43	02:30:08
					5	37	21:06:11	21:18:15		12.740	63/60	14.428	02:57:43	
- Prize money: 50€ - José Vaz Freire											Total Riding Time: 11:06:11			
<b>38</b>	<b>048</b>	14.385		1	80	09:22:53	09:25:09	00:02:16	15.749	49/48	15.749	00:02:16	00:30:29	
<b>Rocio ECHEVERRI</b>					2	113	12:50:03	12:52:15	00:02:12	12.747	56/54	14.143	00:04:28	01:35:12
JAMIN				2006	3	66	15:50:14	15:52:35	00:02:21	14.067	61/60	14.119	00:06:49	02:24:42
Lap / preceding :00:02:00					4	41	18:51:28	18:55:47	00:04:19	14.955	58/60	14.309	00:11:08	02:46:17
					5	38	21:08:11	21:16:38		14.927	52/52	14.385	02:59:43	
- Prize money: 50€ - Jorge Eduardo Vargas Jenkins											Total Riding Time: 11:08:11			



Results provided by World Sport Timing



FOUNDER MEMBERS

More information on [www.normandy2014.com](http://www.normandy2014.com)

Powered by ATRM Systems

Q = qualified, NQ = not qualified (having failed to qualified)..

CH-M-E - CEI\*\*\* 160km :38.1km - 73.6km - 106.5km - 139.7km - 160.2km

RANK	NUM.	AV. SPEED	NAT.	PHASE	RANK	ARRIVAL	IN TIME	RECOV. T.	PH. SPEED	BPM	AV. SPEED	TOTAL REC.	LAP/LEAD	
<b>NQ</b>	<b>008</b>	LA		1	40	09:13:38	09:18:00	00:04:22	16.565	58/56	16.565	00:04:22	00:23:20	
<b>Robin CORNELY</b>				<b>FRA</b>	2	35	12:03:53	12:07:08	00:03:15	16.495	56/60	16.531	00:07:37	00:50:05
RUSTY JAMES				2005	3	18	14:36:00	14:40:21	00:04:21	17.436	55/58	16.800	00:11:58	01:12:28
<b>Lap / preceding :23:07:44</b>					4	15	17:37:05	17:40:57	00:03:52	15.253	62/68	16.405	00:15:50	01:31:27
					5	LA	20:15:55	20:24:42		11.718	58/64	15.606	02:07:27	
- - Monsieur Robin Cornely														
<b>NQ</b>	<b>063</b>	LA		1	65	09:18:56	09:22:26	00:03:30	16.050	52/52	16.050	00:03:30	00:27:46	
<b>Laia MUIXI CRUSELLAS</b>				<b>ESP</b>	2	46	12:08:04	12:12:03	00:03:59	16.433	54/60	16.232	00:07:29	00:55:00
OURASI DE CASSA				2002	3	24	14:45:11	14:48:48	00:03:37	16.908	63/60	16.435	00:11:06	01:20:55
<b>Lap / preceding :00:31:54</b>					4	27	17:57:35	18:03:04	00:05:29	13.808	52/60	15.724	00:16:35	01:53:34
					5	LA	20:47:49	21:02:30		10.719	50/60	14.838	02:39:21	
- - Josep Muixi Vila														
<b>NQ</b>	<b>070</b>	ME-TR		1	94	09:25:08	09:26:41	00:01:33	15.585	44	15.585	00:01:33	00:32:01	
<b>Anna-Jane WILLIAMS</b>				<b>GBR</b>	2	76	12:19:20	12:22:02	00:02:42	15.737	57/70	15.658	00:04:15	01:04:59
CRYSTAL WISSAM				2003	3	43	15:05:13	15:15:19	00:10:06	14.811	52/60	15.386	00:14:21	01:47:26
<b>Lap / preceding :23:56:25</b>					4	34	18:19:27	18:24:43	00:05:16	14.290	63/62	15.110	00:19:37	02:15:13
					5	ME-TR	20:44:14	20:59:08		13.741	70/60	14.920	02:35:46	
- - Williams, Jane														
<b>NQ</b>	<b>013</b>	ME-TR		1	14	08:52:56	09:00:50	00:07:54	18.919	47/60	18.919	00:07:54	00:06:10	
<b>HH Sh Nasser Bin Hamad AL KHALIFA</b>				<b>BRN</b>	2	6	11:15:20	11:22:22	00:07:02	20.978	63/64	19.859	00:14:56	00:05:19
ONIRIK DE BECHEREL				2002	3	3	13:41:45	13:50:29	00:08:44	18.258	62/60	19.335	00:23:40	00:22:36
<b>Lap / preceding :20:55:57</b>					4	ME-TR	16:43:10	16:50:11	00:07:01	15.359	55/60	18.214	00:30:41	00:40:41
- - Royal Endurance Team Of Bahrain														
<b>NQ</b>	<b>031</b>	ME-TR		1	61	09:19:21	09:22:16	00:02:55	16.068	52/54	16.068	00:02:55	00:27:36	
<b>Raoul RONSMANS</b>				<b>BEL</b>	2	31	12:03:51	12:06:23	00:02:32	17.161	62/64	16.578	00:05:27	00:49:20
PHAROUK DE LA FAGEOLE				2003	3	22	14:36:03	14:45:36	00:09:33	16.558	64/64	16.572	00:15:00	01:17:43
<b>Lap / preceding :01:04:07</b>					4	ME-TR	17:35:41	17:54:18	00:18:37	14.362	70/72	15.987	00:33:37	01:44:48
- - Ronsmans Raoul														
<b>NQ</b>	<b>039</b>	ME-TR		1	78	09:13:26	09:24:54	00:11:28	15.776	61/60	15.776	00:11:28	00:30:14	
<b>Jessica MANNESS</b>				<b>CAN</b>	2	82	12:19:22	12:27:47	00:08:25	14.907	64/64	15.345	00:19:53	01:10:44
GREATER GLIDE				2001	3	54	15:06:57	15:24:11	00:17:14	14.472	59/64	15.064	00:37:07	01:56:18
<b>Lap / preceding :01:14:22</b>					4	ME-TR	18:56:57	19:08:40	00:11:43	11.417	78/68	14.001	00:48:50	02:59:10
- - Jessica Manness														
<b>NQ</b>	<b>045</b>	ME-TR		1	101	09:18:56	09:27:41	00:08:45	15.479	55/52	15.479	00:08:45	00:33:01	
<b>Huilin JIA</b>				<b>CHN</b>	2	91	12:11:42	12:31:47	00:20:05	14.781	64/60	15.135	00:28:50	01:14:44
PRINCESSE LA FONTAINE				2003	3	63	15:24:48	15:40:23	00:15:35	13.284	61/60	14.510	00:44:25	02:12:30
<b>Lap / preceding :00:35:34</b>					4	ME-TR	19:39:14	19:44:14	00:05:00	10.276	60/62	13.216	00:49:25	03:34:44
- - Monsieur Francis Baron														
<b>NQ</b>	<b>046</b>	ME		1	48	09:13:47	09:21:20	00:07:33	16.175	56/52	16.175	00:07:33	00:26:40	
<b>Gang ZHI</b>				<b>CHN</b>	2	36	11:59:15	12:08:21	00:09:06	16.770	64/64	16.456	00:16:39	00:51:18
GAZAL BORBALA				2005	3	39	14:57:13	15:08:07	00:10:54	14.124	61/64	15.657	00:27:33	01:40:14
<b>Lap / preceding :23:11:43</b>					4	ME	18:45:48	18:55:57	00:10:09	11.202	66/62	14.305	00:37:42	02:46:27
- - Tóth József														
<b>NQ</b>	<b>055</b>	ME-TR		1	71	09:19:11	09:23:30	00:04:19	15.930	54/58	15.930	00:04:19	00:28:50	
<b>Silvie LORENCOVA</b>				<b>CZE</b>	2	66	12:14:13	12:17:41	00:03:28	15.874	50/54	15.903	00:07:47	01:00:38
RAZZIA DU BARTHAS				2005	3	37	14:51:20	14:57:20	00:06:00	16.498	58/81	16.082	00:13:47	01:29:27
<b>Lap / preceding :23:31:01</b>					4	ME-TR	18:19:34	18:26:58	00:07:24	12.479	69/60	15.049	00:21:11	02:17:28
- - Monsieur Christian Quet														
<b>NQ</b>	<b>058</b>	ME		1	25	08:56:14	09:05:58	00:09:44	18.148	56/60	18.148	00:09:44	00:11:18	
<b>Rafaela DARQUEA</b>				<b>ECU</b>	2	20	11:44:18	11:53:09	00:08:51	16.748	60/60	17.444	00:18:35	00:36:06
AMARILLO HLM				2003	3	12	14:33:20	14:36:28	00:03:08	16.008	55/56	16.974	00:21:43	01:08:35
<b>Lap / preceding :23:44:20</b>					4	ME	18:07:21	18:11:18	00:03:57	12.085	64/64	15.485	00:25:40	02:01:48
- - Jose Luis Gomez														
<b>NQ</b>	<b>076</b>	LA		1	81	09:19:14	09:25:16	00:06:02	15.737	52/48	15.737	00:06:02	00:30:36	
<b>Efstathia KOUTSAFTI</b>				<b>GRC</b>	2	51	12:08:10	12:13:03	00:04:53	16.669	62/56	16.173	00:10:55	00:56:00
GARDU PINTU				2002	3	35	14:47:35	14:54:40	00:07:05	16.231	60/60	16.191	00:18:00	01:26:47
<b>Lap / preceding :23:48:32</b>					4	LA	17:54:38	17:59:50	00:05:12	14.737	55/60	15.820	00:23:12	01:50:20
- - Rosi Chiara														



Results provided by World Sport Timing



FOUNDER MEMBERS

More information on [www.normandy2014.com](http://www.normandy2014.com)

Powered by ATRM Systems

Q = qualified, NQ = not qualified (having failed to qualified)..

CH-M-E - CEI\*\*\* 160km :38.1km - 73.6km - 106.5km - 139.7km - 160.2km

RANK	NUM.	AV. SPEED	NAT.	PHASE	RANK	ARRIVAL	IN TIME	RECOV. T.	PH. SPEED	BPM	AV. SPEED	TOTAL REC.	LAP/LEAD	
<b>NQ</b>	<b>081</b>	ME		1	85	09:19:19	09:25:50	00:06:31	15.675	52/56	15.675	00:06:31	00:31:10	
Jason TSE				<b>HKG</b>	2	78	12:17:39	12:24:45	00:07:06	15.333	61/60	15.508	00:13:37	01:07:42
SIROCO TOUL AR C'HOAT				<b>2005</b>	3	52	15:14:34	15:21:56	00:07:22	14.390	62/72	15.145	00:20:59	01:54:03
<b>Lap / preceding :01:05:32</b>				4	ME	18:56:59	19:05:22	00:08:23	11.486	67/60	14.079	00:29:22	02:55:52	
- - Richard Allen														
<b>NQ</b>	<b>083</b>	LA		1	125	09:28:12	09:33:12	00:05:00	14.922	54/52	14.922	00:05:00	00:38:32	
Helen MCFARLAND				<b>IRL</b>	2	105	12:23:58	12:36:51	00:12:53	14.828	60/64	14.876	00:17:53	01:19:48
JUST CMALL				<b>2002</b>	3	55	15:17:27	15:26:09	00:08:42	15.267	64/61	14.995	00:26:35	01:58:16
<b>Lap / preceding :23:37:04</b>				4	LA	18:33:04	18:42:26	00:09:22	13.617	60/66	14.643	00:35:57	02:32:56	
- - Helen Mcfarland														
<b>NQ</b>	<b>085</b>	ME-TR		1	50	09:19:13	09:21:24	00:02:11	16.167	62	16.167	00:02:11	00:26:44	
Costanza LALISCIA				<b>ITA</b>	2	42	12:08:01	12:10:59	00:02:58	16.437	55/76	16.296	00:05:09	00:53:56
PHILO DES PINS				<b>2003</b>	3	25	14:45:13	14:49:37	00:04:24	16.640	64/68	16.401	00:09:33	01:21:44
<b>Lap / preceding :23:59:51</b>				4	ME-TR	18:20:29	18:42:17	00:21:48	10.905	75/58	14.647	00:31:21	02:32:47	
- - Umbria Endurance Equestrian Team														
<b>NQ</b>	<b>099</b>	FTC		1	18	08:52:21	09:02:25	00:10:04	18.674	63/62	18.674	00:10:04	00:07:45	
Tarek TAHER				<b>KSA</b>	2	12	11:22:42	11:33:19	00:10:37	19.207	53/56	18.927	00:20:41	00:16:16
EASY FONTNOIRE				<b>2002</b>	3	10	14:18:01	14:27:36	00:09:35	14.700	63/60	17.383	00:30:16	00:59:43
<b>Lap / preceding :23:48:00</b>				4	FTC		18:30:17			10.338	64/61	14.960	00:52:04	02:20:47
- - M. Tarek Taher														
<b>NQ</b>	<b>101</b>	ME		1	78	09:19:28	09:24:54	00:05:26	15.776	56/52	15.776	00:05:26	00:30:14	
Mickels SCHMARTZ				<b>LUX</b>	2	69	12:14:32	12:19:36	00:05:04	15.813	62/64	15.794	00:10:30	01:02:33
QUENZ EDDAHAB				<b>2004</b>	3	53	15:07:42	15:23:50	00:16:08	13.686	54/60	15.077	00:26:38	01:55:57
<b>Lap / preceding :00:08:26</b>				4	ME	18:32:35	18:38:43	00:06:08	13.749	71/68	14.738	00:32:46	02:29:13	
- - Wissler Gerard														
<b>NQ</b>	<b>108</b>	OT		1	133	09:23:31	09:34:08	00:10:37	14.831	63/60	14.831	00:10:37	00:39:28	
Yara DE BOER				<b>NED</b>	2	96	12:24:43	12:32:22	00:07:39	15.409	58/50	15.104	00:18:16	01:15:19
SUMAYA G				<b>2001</b>	3	60	15:23:32	15:29:22	00:05:50	14.409	61/64	14.882	00:24:06	02:01:29
<b>Lap / preceding :01:24:16</b>				4	OT	19:56:55	20:02:59	00:06:04	8.908	59/66	12.836	00:30:10	03:53:29	
- - M.E. de Boer														
<b>NQ</b>	<b>119</b>	OT		1	52	09:16:20	09:21:29	00:05:09	16.157	53/60	16.157	00:05:09	00:26:49	
Alison HIGGINS				<b>NZL</b>	2	62	12:09:07	12:15:04	00:05:57	15.945	55/56	16.054	00:11:06	00:58:01
NORTHWINDS APOLLO				<b>2003</b>	3	50	15:14:16	15:19:19	00:05:03	13.685	56/56	15.239	00:16:09	01:51:26
<b>Lap / preceding :23:32:26</b>				4	OT	19:30:11	19:35:25	00:05:14	9.665	56/60	13.402	00:21:23	03:25:55	
- - Chris King														
<b>NQ</b>	<b>126</b>	ME-TR		1	43	09:17:49	09:20:22	00:02:33	16.286	57/52	16.286	00:02:33	00:25:42	
Ahmed Salim Mohamed AL HAMDANI				<b>OMA</b>	2	24	12:00:39	12:03:29	00:02:50	17.301	64/60	16.760	00:05:23	00:46:26
RAQQAS LARZAC				<b>2005</b>	3	32	14:49:45	14:52:59	00:03:14	15.243	58/58	16.260	00:08:37	01:25:06
<b>Lap / preceding :22:45:28</b>				4	ME-TR		18:20:53			12.616	61/60	15.216	00:13:51	02:11:23
- - Royal Cavalry Of Oman														
<b>NQ</b>	<b>130</b>	FTC		1	37	09:14:09	09:17:37	00:03:28	16.611	64/60	16.611	00:03:28	00:22:57	
JOSÉ PEDRO FILIPE				<b>POR</b>	2	73	12:17:36	12:21:31	00:03:55	14.802	53/60	15.686	00:07:23	01:04:28
SARDANISCA				<b>1999</b>	3	49	15:07:44	15:19:02	00:11:18	14.355	59/60	15.249	00:18:41	01:51:09
<b>Lap / preceding :00:32:55</b>				4	FTC		18:53:48			12.090	57/56	14.358	00:23:55	02:44:18
- - José Pedro Quadrado Filipe														
<b>NQ</b>	<b>135</b>	ME-TR		1	7	08:52:57	08:58:32	00:05:35	19.286	64/64	19.286	00:05:35	00:03:52	
Hassan Tahous S.J AL NUAIMI				<b>QAT</b>	2	17	11:32:16	11:38:58	00:06:42	17.686	62/66	18.480	00:12:17	00:21:55
LEONARDO				<b>1999</b>	3	8	14:03:36	14:13:15	00:09:39	17.273	62/68	18.089	00:21:56	00:45:22
<b>Lap / preceding :22:22:17</b>				4	ME-TR	16:56:08	17:16:05	00:19:57	14.996	75/72	17.244	00:41:53	01:06:35	
- - Al Shaqab Endurance Team														
<b>NQ</b>	<b>142</b>	ME		1	129	09:29:35	09:33:41	00:04:06	14.875	48/56	14.875	00:04:06	00:39:01	
Naomi MULLER				<b>RSA</b>	2	106	12:29:37	12:37:01	00:07:24	14.861	64/62	14.868	00:11:30	01:19:58
LORMAR KARAKA				<b>2001</b>	3	57	15:14:39	15:26:38	00:11:59	15.230	59/60	14.978	00:23:29	01:58:45
<b>Lap / preceding :01:30:34</b>				4	ME	18:32:29	18:46:39	00:14:10	13.279	69/60	14.536	00:37:39	02:37:09	
- - Naomi Muller														
<b>NQ</b>	<b>143</b>	OT		1	117	09:22:35	09:30:16	00:07:41	15.213	51/56	15.213	00:07:41	00:35:36	
Eone WILLEMSE				<b>RSA</b>	2	95	12:24:03	12:32:09	00:08:06	15.012	58/60	15.116	00:15:47	01:15:06
GAZAL POMPEIUS				<b>2004</b>	3	58	15:21:57	15:28:15	00:06:18	14.504	61/60	14.921	00:22:05	02:00:22
<b>Lap / preceding :01:16:16</b>				4	OT	19:56:56	20:02:55	00:05:59	8.866	59/66	12.838	00:28:04	03:53:25	
- - Madame Cécile DUMAS														



Results provided by World Sport Timing















FOUNDER MEMBERS

More information on [www.normandy2014.com](http://www.normandy2014.com)

Powered by ATRM Systems

Q = qualified, NQ = not qualified (having failed to qualified)..

CH-M-E - CEI\*\*\* 160km :38.1km - 73.6km - 106.5km - 139.7km - 160.2km

RANK	NUM.	AV. SPEED	NAT.	PHASE	RANK	ARRIVAL	IN TIME	RECOV. T.	PH. SPEED	BPM	AV. SPEED	TOTAL REC.	LAP/LEAD
<b>NQ</b>	<b>153</b>	FTC		1	124	09:29:33	09:32:39	00:03:06	14.975	38/40	14.975	00:03:06	00:37:59
Feiruz BOULBOLOVA 													
MUSAFER			2001	2	107	12:34:34	12:38:07	00:03:33	14.643	52/52	14.813	00:06:39	01:21:04
				3	62	15:35:24	15:39:13	00:03:49	13.990	55/57	14.549	00:10:28	02:11:20
Lap / preceding :23:05:20													
- - Hilmi Boulbol													
<b>NQ</b>	<b>154</b>	OT		1	127	09:29:30	09:33:28	00:03:58	14.896	48/48	14.896	00:03:58	00:38:48
Charlotte MLYNCEKOVA 													
HADIA			2005	2	109	12:34:33	12:38:45	00:04:12	14.661	60/60	14.782	00:08:10	01:21:42
				3	64	15:35:39	15:44:57	00:09:18	13.502	56/54	14.361	00:17:28	02:17:04
Lap / preceding :02:03:08													
- - Hilmi Boulbol													
<b>NQ</b>	<b>156</b>	LA		1	111	09:25:11	09:29:13	00:04:02	15.320	51/48	15.320	00:04:02	00:34:33
Lucia STAROVECKA 													
BALKAN			2001	2	81	12:23:23	12:26:50	00:03:27	15.478	57/58	15.396	00:07:29	01:09:47
				3	40	15:06:57	15:11:57	00:05:00	15.777	63/60	15.512	00:12:29	01:44:04
Lap / preceding :21:13:14													
- - Rastislav Supek													
<b>NQ</b>	<b>157</b>	FTC		1	134	09:29:08	09:34:51	00:05:43	14.763	50/56	14.763	00:05:43	00:40:11
Yvonne EKELUND 													
BARON GREY STAR			2001	2	110	12:33:28	12:40:09	00:06:41	14.659	55/52	14.713	00:12:24	01:23:06
				3	65	15:41:58	15:49:02	00:07:04	13.259	64/60	14.231	00:19:28	02:21:09
Lap / preceding :02:35:26													
- - Stall Peak HB													
<b>NQ</b>	<b>163</b>	FTC		1	110	09:17:19	09:28:59	00:11:40	15.344	48/48	15.344	00:11:40	00:34:19
Anissa SFAYHI 													
JAZIR			1997	2	80	12:18:46	12:26:05	00:07:19	15.536	61/60	15.436	00:18:59	01:09:02
				3	67	15:50:07	15:57:57	00:07:50	11.486	57/58	13.953	00:26:49	02:30:04
Lap / preceding :21:14:42													
- - Anissa Sfayhi													
<b>NQ</b>	<b>001</b>	ME-TR		1	2	08:52:50	08:55:33	00:02:43	19.784	62/64	19.784	00:02:43	00:00:53
Sh Rashid Dalmook AL MAKTOUM 													
NOPOLI DEL MA			2004	2	2	11:13:54	11:17:21	00:03:27	20.923	60/64	20.317	00:06:10	00:00:18
				3	ME-TR	13:24:03	13:32:08	00:08:05	20.827	56/60	20.472	00:14:15	00:04:15
Lap / preceding :20:07:23													
- - MRM Stables													
<b>NQ</b>	<b>004</b>	ME-TR		1	4	08:53:08	08:57:07	00:03:59	19.519	64/64	19.519	00:03:59	00:02:27
Ali Khalfan AL JAHOURI 													
MOOTA HADDEEA			2001	2	5	11:13:54	11:22:06	00:08:12	20.289	63/62	19.883	00:12:11	00:05:03
				3	ME-TR	13:41:27	13:53:08	00:11:41	17.778	61/64	19.182	00:23:52	00:25:15
Lap / preceding :00:21:00													
- - Al Wathba Stables													
<b>NQ</b>	<b>015</b>	LA		1	16	08:52:56	09:01:24	00:08:28	18.830	60/60	18.830	00:08:28	00:06:44
Jaafar Merza Abdulnabi HASSAN 													
PRESAGE DE CROUZ			2003	2	3	11:15:18	11:20:18	00:05:00	21.537	63/56	20.045	00:13:28	00:03:15
				3	LA	13:29:29	13:41:22	00:11:53	19.532	59/64	19.884	00:25:21	00:13:29
Lap / preceding :23:48:14													
- - Royal Endurance Team Of Bahrain													
<b>NQ</b>	<b>016</b>	LA		1	9	08:56:23	08:59:46	00:03:23	19.087	61	19.087	00:03:23	00:05:06
Raed MAHMOOD 													
SOURYA LA MAJORIE			2006	2	13	11:26:57	11:35:07	00:08:10	18.466	56/56	18.782	00:11:33	00:18:04
				3	LA	13:56:52	14:05:38	00:08:46	17.862	48/56	18.488	00:20:19	00:37:45
Lap / preceding :00:24:16													
- - Royal Endurance Team Of Bahrain													
<b>NQ</b>	<b>017</b>	FTC		1	41	09:14:08	09:18:38	00:04:30	16.490	55	16.490	00:04:30	00:23:58
Selim DEJBLI 													
PHILOU POLSKI			2003	2	59	12:09:09	12:14:04	00:04:55	15.727	58/64	16.113	00:09:25	00:57:01
				3	FTC		16:54:27		8.212	48	12.421	00:18:11	03:26:34
Lap / preceding :02:48:49													
- - Mme Fabienne Sparrow Blondel													
<b>NQ</b>	<b>019</b>	RET		1	73	09:19:18	09:23:37	00:04:19	15.917	53/52	15.917	00:04:19	00:28:57
Domingo Andres CORDOBA 													
KOELA DE LA DOUR			2004	2	61	12:10:00	12:14:46	00:04:46	16.241	58/60	16.072	00:09:05	00:57:43
				3	RET	14:55:42	15:05:33	00:09:51	15.094	63/64	15.756	00:18:56	01:37:40
Lap / preceding :22:11:06													
- - Monsieur Renaldo Sapone													
<b>NQ</b>	<b>026</b>	ME-TR		1	131	09:19:40	09:33:50	00:14:10	14.860	55	14.860	00:14:10	00:39:10
Stephanie KUNZ 													
OMAR			1999	2	103	12:23:32	12:36:01	00:12:29	14.981	61/60	14.918	00:26:39	01:18:58
				3	ME-TR	15:25:05	15:48:16	00:23:11	12.966	72/66	14.255	00:49:50	02:20:23
Lap / preceding :00:42:43													
- - Stephanie Laferl													



Results provided by World Sport Timing



FOUNDER MEMBERS

More information on [www.normandy2014.com](http://www.normandy2014.com)

Powered by ATRM Systems

Q = qualified, NQ = not qualified (having failed to qualified)..

CH-M-E - CEI\*\*\*\* 160km :38.1km - 73.6km - 106.5km - 139.7km - 160.2km

RANK	NUM.	AV. SPEED	NAT.	PHASE	RANK	ARRIVAL	IN TIME	RECOV. T.	PH. SPEED	BPM	AV. SPEED	TOTAL REC.	LAP/LEAD
<b>NQ</b>	<b>028</b>	ME		1	70	09:19:22	09:23:25	00:04:03	15.940	51/54	15.940	00:04:03	00:28:45
Elisa ARNOULD				<b>BEL</b>	2	12:08:02	12:11:22	00:03:20	16.647	61/68	16.273	00:07:23	00:54:19
SHETAN AL ONDREL EWALRAID				<b>2006</b>	3	14:42:57	15:01:27	00:18:30	15.175	64/70	15.917	00:25:53	01:33:34
<b>Lap / preceding :23:13:11</b>													
- - Jacques Arnould													
<b>NQ</b>	<b>032</b>	LA		1	82	09:19:22	09:25:34	00:06:12	15.704	56/54	15.704	00:06:12	00:30:54
Aurelie WERY				<b>BEL</b>	2	12:08:01	12:20:03	00:12:02	15.838	55/48	15.769	00:18:14	01:03:00
OURASY DE LA FONTAINE				<b>2002</b>	3	15:05:15	15:13:08	00:07:53	14.833	51/56	15.467	00:26:07	01:45:15
<b>Lap / preceding :00:11:41</b>													
- - Monsieur Didier Moncharmont													
<b>NQ</b>	<b>034</b>	ME-TR		1	89	09:18:57	09:26:12	00:07:15	15.636	49/52	15.636	00:07:15	00:31:32
Ana Carla MACIEL				<b>BRA</b>	2	12:15:49	12:21:36	00:05:47	15.731	62/60	15.682	00:13:02	01:04:33
ODM BAHRAIN				<b>2005</b>	3	15:01:15	15:10:20	00:09:05	15.334	64/72	15.573	00:22:07	01:42:27
<b>Lap / preceding :23:57:12</b>													
- - Olavo Dante Maciel													
<b>NQ</b>	<b>035</b>	ME-TR		1	28	08:54:58	09:14:07	00:19:09	17.045	64/70	17.045	00:19:09	00:19:27
Rodrigo MOREIRA BARRETO				<b>BRA</b>	2	12:03:51	12:09:39	00:05:48	15.716	62/60	16.377	00:24:57	00:52:36
LYAD EL EMIR				<b>2004</b>	3	16:29:48	16:42:17	00:12:29	8.485	87/56	12.722	00:37:26	03:14:24
<b>Lap / preceding :01:31:57</b>													
- - Eduardo Xavier Barreto Jr													
<b>NQ</b>	<b>038</b>	OT		1	130	09:27:41	09:33:48	00:06:07	14.863	47	14.863	00:06:07	00:39:08
Kathy IRVINE				<b>CAN</b>	2	12:24:54	12:32:07	00:07:13	15.400	64/60	15.117	00:13:20	01:15:04
NIGHTWIND'S SAVANAH				<b>1998</b>	3	16:21:33	16:32:11	00:10:38	9.867	50/56	12.983	00:23:58	03:04:18
<b>Lap / preceding :23:49:54</b>													
- - Kathy Irvine													
<b>NQ</b>	<b>041</b>	ME		1	126	09:27:38	09:33:24	00:05:46	14.902	52/48	14.902	00:05:46	00:38:44
Yvette VINTON				<b>CAN</b>	2	12:23:46	12:35:33	00:11:47	14.984	56/64	14.942	00:17:33	01:18:30
PETIT LOUP D'JOLIE				<b>2003</b>	3	15:14:27	15:34:23	00:19:56	14.219	65/54	14.711	00:37:29	02:06:30
<b>Lap / preceding :23:02:12</b>													
- - Madame Cecile Dumas													
<b>NQ</b>	<b>047</b>	ME-TR		1	104	09:22:47	09:27:51	00:05:04	15.462	54/50	15.462	00:05:04	00:33:11
Roberto LINARES				<b>COL</b>	2	12:30:05	12:34:44	00:04:39	14.501	63/60	14.983	00:09:43	01:17:41
MUÑECA				<b>2000</b>	3	15:23:08	15:31:24	00:08:16	14.444	64/68	14.812	00:17:59	02:03:31
<b>Lap / preceding :23:57:01</b>													
- - Claudia Linares													
<b>NQ</b>	<b>051</b>	LA		1	128	09:30:05	09:33:34	00:03:29	14.886	51/60	14.886	00:03:29	00:38:54
Martin SALAZAR CALDERON				<b>CRC</b>	2	12:30:07	12:35:39	00:05:32	14.991	64/60	14.937	00:09:01	01:18:36
LANIAMA LA LIZONNE				<b>2002</b>	3	15:23:07	15:30:13	00:07:06	14.669	62/60	14.853	00:16:07	02:02:20
<b>Lap / preceding :23:58:49</b>													
- - Dr Vete Francois Jouanneau													
<b>NQ</b>	<b>053</b>	ME		1	123	09:25:27	09:32:32	00:07:05	14.987	49/54	14.987	00:07:05	00:37:52
Petr JADLOVSKY				<b>CZE</b>	2	12:24:42	12:34:36	00:09:54	14.993	62/64	14.990	00:16:59	01:17:33
RACHEL 4				<b>2004</b>	3	15:22:57	15:40:56	00:17:59	13.490	69/72	14.492	00:34:58	02:13:03
<b>Lap / preceding :00:10:43</b>													
- - Arabian Horses-Jadlovsky Petr													
<b>NQ</b>	<b>056</b>	ME-TR		1	114	09:25:25	09:29:58	00:04:33	15.243	51/50	15.243	00:04:33	00:35:18
Magdalena PRIKRYLOVA				<b>CZE</b>	2	12:23:26	12:28:17	00:04:51	15.400	63/60	15.318	00:09:24	01:11:14
SHEKEL				<b>2002</b>	3	15:23:02	15:40:42	00:17:40	12.951	63/56	14.500	00:27:04	02:12:49
<b>Lap / preceding :23:59:46</b>													
- - Jiri Jirsa													
<b>NQ</b>	<b>057</b>	ME-TR		1	140	09:24:35	09:44:27	00:19:52	13.901	40/44	13.901	00:19:52	00:49:47
Johanne HVID				<b>DEN</b>	2	12:33:29	12:41:28	00:07:59	15.546	59/58	14.648	00:27:51	01:24:25
FLINI OX				<b>2002</b>	3	16:13:51	16:17:49	00:03:58	11.194	0/56	13.373	00:31:49	02:49:56
<b>Lap / preceding :00:37:07</b>													
- - Johanne Hvid													
<b>NQ</b>	<b>060</b>	FTC		1	3	08:54:43	08:57:02	00:02:19	19.533	63/60	19.533	00:02:19	00:02:22
Maria ALVAREZ PONTON				<b>ESP</b>	2	11:13:55	11:22:47	00:08:52	20.142	54/52	19.822	00:11:11	00:05:44
QUALIF DU PONCELET				<b>2004</b>	3	13:56:41	14:15:20	00:18:39	14.893	52/52	17.983	00:29:50	00:47:27
<b>Lap / preceding :21:57:31</b>													
- - Juma's Team S.L.													



Results provided by World Sport Timing



FOUNDER MEMBERS













More information on [www.normandy2014.com](http://www.normandy2014.com)

Powered by ATRM Systems

Q = qualified, NQ = not qualified (having failed to qualified)..



CH-M-E - CEI\*\*\* 160km :38.1km - 73.6km - 106.5km - 139.7km - 160.2km

RANK	NUM.	AV. SPEED	NAT.	PHASE	RANK	ARRIVAL	IN TIME	RECOV. T.	PH. SPEED	BPM	AV. SPEED	TOTAL REC.	LAP/LEAD	
<b>NQ</b>	<b>065</b>	MI		1	69	09:19:26	09:23:21	00:03:55	15.947	49	15.947	00:03:55	00:28:41	
Kairit KALBRE					2	12:17:19	12:21:27	00:04:08	15.424	53/52	15.690	00:08:03	01:04:24	
BALTIMOR				2001	3	MI	15:01:17	15:08:32	00:07:15	15.533	59/60	15.641	00:15:18	01:40:39
Lap / preceding :00:53:12														
- - Merilin Kalbre														
<b>NQ</b>	<b>066</b>	FTC		1	106	09:25:04	09:28:02	00:02:58	15.442	56/56	15.442	00:02:58	00:33:22	
Annie JOPPE					2	12:19:21	12:24:47	00:05:26	15.576	55/54	15.507	00:08:24	01:07:44	
DILMUN				1999	3	47	15:14:27	15:18:16	00:03:49	14.788	58/56	15.277	00:12:13	01:50:23
Lap / preceding :00:09:44														
- - Annie Joppe														
<b>NQ</b>	<b>068</b>	OT		1	98	09:25:04	09:27:28	00:02:24	15.502	44/44	15.502	00:02:24	00:32:48	
Annette MASTERSON					2	13:17:55	13:21:08	00:03:13	10.998	56/60	12.945	00:05:37	02:04:05	
MILLENIUM CHORUS				2000	3	OT	16:18:06	16:22:37	00:04:31	13.952	59/62	13.240	00:10:08	02:54:44
Lap / preceding :01:04:21														
- - Mrs Ann Harrison														
<b>NQ</b>	<b>069</b>	ME		1	121	09:28:12	09:32:06	00:03:54	15.030	54/52	15.030	00:03:54	00:37:26	
Catriona MOON					2	13:24:39	13:30:11	00:05:32	10.753	64/66	12.611	00:09:26	02:13:08	
LEILA				1999	3	ME	16:58:09			11.752	59/62	12.332	00:13:57	03:30:16
Lap / preceding :00:35:32														
- - Catriona Moon														
<b>NQ</b>	<b>071</b>	ME-TR		1	68	09:19:32	09:23:18	00:03:46	15.953	55	15.953	00:03:46	00:28:38	
Melanie ARNOLD					2	12:14:33	12:17:39	00:03:06	15.854	56/52	15.905	00:06:52	01:00:36	
SEVINC				2003	3	ME-TR	14:51:15	14:54:51	00:03:36	16.843	59/52	16.183	00:10:28	01:26:58
Lap / preceding :21:56:42														
- - Arnold, Adolf														
<b>NQ</b>	<b>079</b>	LA		1	137	09:18:35	09:37:36	00:19:01	14.505	58/56	14.505	00:19:01	00:42:56	
Hoi Au HA					2	12:22:10	12:28:02	00:05:52	16.330	62/62	15.332	00:24:53	01:10:59	
ASSIM LOTOIS				2006	3	LA	15:10:34	16:01:33	00:50:59	11.376	59/68	13.845	01:15:52	02:33:40
Lap / preceding :01:06:42														
- - Rebecca Fok Mun Yin														
<b>NQ</b>	<b>080</b>	ME-TR		1	86	09:19:13	09:25:56	00:06:43	15.665	48/56	15.665	00:06:43	00:31:16	
Ying Tung POON					2	12:08:25	12:12:16	00:03:51	16.860	64/68	16.219	00:10:34	00:55:13	
SIRIA DE NIELLANS				2006	3	ME-TR	15:09:06	15:17:01	00:07:55	13.637	61/54	15.323	00:18:29	01:49:08
Lap / preceding :23:15:28														
- - Madame Melissa Bisoffi														
<b>NQ</b>	<b>088</b>	LA		1	49	09:19:13	09:21:21	00:02:08	16.173	59/60	16.173	00:02:08	00:26:41	
Carolina TAVASSOLI ASLI					2	12:08:02	12:10:36	00:02:34	16.480	61/60	16.319	00:04:42	00:53:33	
SORAYA DU BARTHAS				2006	3	LA	14:45:11	14:49:58	00:04:47	16.537	53/54	16.386	00:09:29	01:22:05
Lap / preceding :23:32:57														
- - Mademoiselle Marie-Laure Haye														
<b>NQ</b>	<b>092</b>	ME-TR		1	119	09:19:29	09:31:28	00:11:59	15.092	60/56	15.092	00:11:59	00:36:48	
Tamotsu SASAKI					2	12:51:25	13:01:35	00:10:10	12.521	61/56	13.732	00:22:09	01:44:32	
NOSLO'S LIGHTING STRIKES				2004	3	ME-TR	15:52:29	16:12:50	00:20:21	13.051	59/52	13.514	00:42:30	02:44:57
Lap / preceding :01:22:52														
- - Seiichi Hasumi														
<b>NQ</b>	<b>093</b>	ME-TR		1	136	09:29:50	09:37:12	00:07:22	14.542	45/46	14.542	00:07:22	00:42:32	
Mikiyo YAMAZAKI					2	12:27:28	12:31:57	00:04:29	15.807	56/68	15.126	00:11:51	01:14:54	
FAUSTO BL				1998	3	ME-TR	16:35:05	16:42:01	00:06:56	9.397	44/56	12.729	00:18:47	03:14:08
Lap / preceding :00:29:11														
- - Seiichi Hasumi														
<b>NQ</b>	<b>095</b>	LA		1	105	09:20:14	09:27:59	00:07:45	15.448	58	15.448	00:07:45	00:33:19	
Natalya DOLGIKH					2	12:32:40	12:38:18	00:05:38	14.170	55/56	14.804	00:13:23	01:21:15	
ZHEZKIHK				2005	3	LA	15:43:15	15:52:27	00:09:12	12.806	63/72	14.123	00:22:35	02:24:34
Lap / preceding :23:10:26														
- - Natalya Dolgikh														
<b>NQ</b>	<b>100</b>	ME		1	135	09:23:33	09:35:31	00:11:58	14.699	57/64	14.699	00:11:58	00:40:51	
Nora PENFORNIS					2	12:23:25	12:36:35	00:13:10	15.099	62/66	14.890	00:25:08	01:19:32	
LASCAR ARMOR				1999	3	ME	15:20:28	15:40:01	00:19:33	13.763	64/70	14.522	00:44:41	02:12:08
Lap / preceding :23:47:34														
- - Kayser-Keppel Miranda														



Results provided by World Sport Timing



FOUNDER MEMBERS

More information on [www.normandy2014.com](http://www.normandy2014.com)

Powered by ATRM Systems

Q = qualified, NQ = not qualified (having failed to qualified)..

CH-M-E - CEI\*\*\* 160km :38.1km - 73.6km - 106.5km - 139.7km - 160.2km

RANK	NUM.	AV. SPEED	NAT.	PHASE	RANK	ARRIVAL	IN TIME	RECOV. T.	PH. SPEED	BPM	AV. SPEED	TOTAL REC.	LAP/LEAD
<b>NQ</b>	<b>102</b>	ME		1	77	09:19:29	09:24:45	00:05:16	15.793	51	15.793	00:05:16	00:30:05
<b>Valy SCHMARTZ</b>				2	70	12:14:32	12:19:39	00:05:07	15.790	57/56	15.791	00:10:23	01:02:36
BACHIR			2005	3	ME	15:07:42	15:23:57	00:16:15	13.680	73/58	15.073	00:26:38	01:56:04
<b>Lap / preceding :23:43:56</b>													
- - Beckers Jean-Marie et Tibesar Nicolas													
<b>NQ</b>	<b>103</b>	ME-TR		1	101	09:23:06	09:27:41	00:04:35	15.479	42/48	15.479	00:04:35	00:33:01
<b>Asri ABD AZIZ</b>				2	56	12:09:01	12:13:46	00:04:45	16.894	57/60	16.131	00:09:20	00:56:43
NAWAN DE FIGNOLS			2005	3	ME-TR	15:19:05	15:23:28	00:04:23	13.186	59/60	15.090	00:13:43	01:55:35
<b>Lap / preceding :23:59:31</b>													
- - Madame Catherine Heiliger Munoz													
<b>NQ</b>	<b>105</b>	OT		1	90	09:22:30	09:26:25	00:03:55	15.613	62/56	15.613	00:03:55	00:31:45
<b>Mohd Hisyamuddin DAUD</b>				2	57	12:08:26	12:13:49	00:05:23	16.719	58/64	16.128	00:09:18	00:56:46
SIAM DE FONTNOIRE			2004	3	OT	16:18:27	16:23:40	00:05:13	9.407	59/56	13.212	00:14:31	02:55:47
<b>Lap / preceding :01:00:12</b>													
- - Mme Marie Bardot - M. Pierre Bardot													
<b>NQ</b>	<b>106</b>	ME-TR		1	100	09:22:31	09:27:39	00:05:08	15.483	50/52	15.483	00:05:08	00:32:59
<b>Mohd Sulaiman MUDA</b>				2	64	12:08:00	12:16:21	00:08:21	16.550	58/60	15.980	00:13:29	00:59:18
PARBELLA DE GALONNE			2003	3	ME-TR	16:54:33			8.287	58/64	12.419	00:18:42	03:26:40
<b>Lap / preceding :00:30:53</b>													
- - Monsieur Olivier Soulie													
<b>NQ</b>	<b>107</b>	ME		1	93	09:22:31	09:26:38	00:04:07	15.590	38/48	15.590	00:04:07	00:31:58
<b>Muhammad Ziyad MUHAMMAD HAMZAH</b>				2	54	12:08:24	12:13:25	00:05:01	16.800	51/60	16.151	00:09:08	00:56:22
NAS SALOU			2001	3	ME	14:47:36	14:57:33	00:09:57	15.902	46/72	16.073	00:19:05	01:29:40
<b>Lap / preceding :22:03:00</b>													
- - R.T.E.S.													
<b>NQ</b>	<b>109</b>	ME-TR		1	83	09:23:31	09:25:35	00:02:04	15.702	52/52	15.702	00:02:04	00:30:55
<b>Carmen RÖMER</b>				2	97	12:26:48	12:33:09	00:06:21	14.434	60/60	15.064	00:08:25	01:16:06
OCEANE D'HAVENNE			2005	3	ME-TR	15:17:45	15:28:59	00:11:14	14.533	76/62	14.896	00:19:39	02:01:06
<b>Lap / preceding :00:31:26</b>													
- - Rossius M													
<b>NQ</b>	<b>113</b>	ME		1	42	09:13:26	09:18:55	00:05:29	16.456	64/60	16.456	00:05:29	00:24:15
<b>Olaug Espeli CARSTENSEN</b>				2	75	12:03:50	12:21:51	00:18:01	14.902	63/64	15.668	00:23:30	01:04:48
AL THAKA MELLEMGAAARD			2002	3	ME	15:41:53	16:03:55	00:22:02	10.842	72/62	13.774	00:45:32	02:36:02
<b>Lap / preceding :00:34:56</b>													
- - Olaug Espeli Carstensen													
<b>NQ</b>	<b>116</b>	ME-TR		1	75	09:19:14	09:24:37	00:05:23	15.807	55	15.807	00:05:23	00:29:57
<b>Mariann SEGLEM</b>				2	63	12:09:22	12:15:47	00:06:25	16.239	57/60	16.013	00:11:48	00:58:44
MYNT			2000	3	ME-TR	14:47:36	15:00:48	00:13:12	15.790	56/70	15.943	00:25:00	01:32:55
<b>Lap / preceding :22:56:53</b>													
- - Mariann Seglem													
<b>NQ</b>	<b>121</b>	LA		1	39	09:14:11	09:17:54	00:03:43	16.577	52/56	16.577	00:03:43	00:23:14
<b>Andrea SMITH</b>				2	21	11:51:39	11:55:59	00:04:20	18.038	57/52	17.251	00:08:03	00:38:56
GLENMORE TARIQ			2002	3	LA	14:14:39	14:20:46	00:06:07	18.839	46/52	17.712	00:14:10	00:52:53
<b>Lap / preceding :23:19:58</b>													
- - Andrea Smith													
<b>NQ</b>	<b>127</b>	ME		1	139	09:35:33	09:42:59	00:07:26	14.026	52/51	14.026	00:07:26	00:48:19
<b>Loay H.H. AL SAID</b>				2	89	12:22:10	12:31:02	00:08:52	16.634	59/60	15.174	00:16:18	01:13:59
SIGLAVY BAGDADY ZEUSZ			2005	3	ME	15:06:58	15:24:03	00:17:05	14.840	59/60	15.069	00:33:23	01:56:10
<b>Lap / preceding :01:03:17</b>													
- - Nothhaft, Annette													
<b>NQ</b>	<b>139</b>	ME-TR		1	22	09:01:24	09:03:54	00:02:30	18.450	60/64	18.450	00:02:30	00:09:14
<b>Faleh Nasser S.S BUGHENAIM</b>				2	15	11:32:57	11:37:23	00:04:26	18.769	62/68	18.603	00:06:56	00:20:20
ANTALL DE JALIMA			1999	3	ME-TR	14:05:48	14:24:44	00:18:56	15.501	60/72	17.520	00:25:52	00:56:51
<b>Lap / preceding :23:00:41</b>													
- - Al Shaqab													
<b>NQ</b>	<b>158</b>	LA		1	95	09:18:36	09:26:47	00:08:11	15.574	49/54	15.574	00:08:11	00:32:07
<b>Maria HAGMAN-ERIKSSON</b>				2	60	12:08:31	12:14:41	00:06:10	16.654	63/62	16.077	00:14:21	00:57:38
BWUAGADUGO			2005	3	LA	14:47:09	15:02:17	00:15:08	15.470	64/68	15.884	00:29:29	01:34:24
<b>Lap / preceding :00:37:33</b>													
- - Maria Hagman-Eriksson													



Results provided by World Sport Timing



FOUNDER MEMBERS

More information on [www.normandy2014.com](http://www.normandy2014.com)

Powered by ATRM Systems

Q = qualified, NQ = not qualified (having failed to qualified)..

CH-M-E - CEI\*\*\* 160km :38.1km - 73.6km - 106.5km - 139.7km - 160.2km

RANK	NUM.	AV. SPEED	NAT.	PHASE	RANK	ARRIVAL	IN TIME	RECOV. T.	PH. SPEED	BPM	AV. SPEED	TOTAL REC.	LAP/LEAD		
<b>NQ</b>	<b>161</b>	ME		1	53	09:15:21	09:21:31	00:06:10	16.154	53/60	16.154	00:06:10	00:26:51		
Abdelkader AOUINI					2	11:59:04	12:05:32	00:06:28	17.175	55/64	16.631	00:12:38	00:48:29		
NESSEB					2001	3	ME	15:10:21	15:15:34	00:05:13	13.157	75/72	15.377	00:17:51	01:47:41
<b>Lap / preceding :00:13:17</b>															
- - Sadri El Kamel															
<b>NQ</b>	<b>162</b>	ME-TR		1	141	09:27:03	09:46:37	00:19:34	13.720	58/54	13.720	00:19:34	00:51:57		
Hédi DERBEL					2	112	12:42:25	12:47:39	00:05:14	15.103	62/64	14.354	00:24:48	01:30:36	
TAMANRASSET					2005	3	ME-TR	15:49:51	16:07:20	00:17:29	12.362	63/56	13.673	00:42:17	02:39:27
<b>Lap / preceding :00:51:46</b>															
- - Benzarti Mourad															
<b>NQ</b>	<b>168</b>	FTC		1	45	09:17:26	09:20:30	00:03:04	16.270	61/64	16.270	00:03:04	00:25:50		
Oriana RICCA					2	37	12:05:26	12:09:11	00:03:45	16.552	63	16.405	00:06:49	00:52:08	
TALITA KUMI 50					2002	3	FTC	15:53:31			10.709	48/48	14.090	00:24:18	02:25:38
<b>Lap / preceding :23:46:11</b>															
- - Jon Fernandez de Antona															
<b>NQ</b>	<b>170</b>	ME		1	5	08:53:44	08:57:13	00:03:29	19.502	63/54	19.502	00:03:29	00:02:33		
Heather REYNOLDS					2	11	11:22:40	11:27:48	00:05:08	19.262	61/64	19.385	00:08:37	00:10:45	
CHANGES					2005	3	ME	14:01:22	14:12:50	00:11:28	15.788	58/70	18.111	00:20:05	00:44:57
<b>Lap / preceding :22:19:19</b>															
<b>Penalties</b>															
										Ph3 : 00:05:36				T.P: 00:05:36	
- - Heather & Jeremy Reynolds															
<b>NQ</b>	<b>172</b>	LA		1	11	08:53:44	09:00:32	00:06:48	18.966	63/64	18.966	00:06:48	00:05:52		
Kelsey RUSSELL					2	19	11:41:20	11:47:29	00:06:09	16.778	57/52	17.844	00:12:57	00:30:26	
MY WILD IRISH GOLD					2003	3	LA	14:17:47	14:24:44	00:06:57	16.836	53/54	17.520	00:19:54	00:56:51
<b>Lap / preceding :00:11:54</b>															
- - Valerie J. Kanavy															
<b>NQ</b>	<b>002</b>	ME-TR		1	19	08:52:50	09:02:57	00:10:07	18.593	64/56	18.593	00:10:07	00:08:17		
Saeed Mohd Khalifa AL MEHAIRI					2	ME-TR	10:30:00			45.271	0	25.976	00:16:16	23:12:57	
KEDJARI DES SERRES					1998										
<b>Lap / preceding :20:45:16</b>															
- - MRM Stables															
<b>NQ</b>	<b>005</b>	ME-TR		1	15	08:52:52	09:00:55	00:08:03	18.906	62/60	18.906	00:08:03	00:06:15		
Abdulla Ghanim AL MARRI					2	4	11:14:54	11:22:02	00:07:08	21.065	79/81	19.889	00:15:11	00:04:59	
QURAN EL ULM					2004										
<b>Lap / preceding :00:52:02</b>															
- - Nad Al Sheba Stables															
<b>NQ</b>	<b>023</b>	ME-TR		1	122	09:25:05	09:32:20	00:07:15	15.007	52/56	15.007	00:07:15	00:37:40		
Sarah MCLAUGHLIN					2	ME-TR	12:23:50	12:41:38	00:17:48	14.267	76/64	14.640	00:25:03	01:24:35	
TONKI DEE BOO SHANIA					2005										
<b>Lap / preceding :01:19:36</b>															
- - Sarah McLaughlin															
<b>NQ</b>	<b>027</b>	ME-TR		1	132	09:23:33	09:33:55	00:10:22	14.852	50/54	14.852	00:10:22	00:39:15		
Helga WUNDERER					2	ME-TR	12:23:27	12:36:12	00:12:45	14.970	68/68	14.909	00:23:07	01:19:09	
ARIELLA 2					2004										
<b>Lap / preceding :23:54:34</b>															
- - Angelika Bruckner															
<b>NQ</b>	<b>030</b>	LA		1	56	09:19:21	09:21:49	00:02:28	16.119	56/54	16.119	00:02:28	00:27:09		
Karin BOULANGER					2	LA	12:03:51	12:05:51	00:02:00	17.173	61/64	16.611	00:04:28	00:48:48	
DJELLA DE RENDPEINE EWALRAID					2004										
<b>Lap / preceding :23:29:39</b>															
- - Andre Arens															
<b>NQ</b>	<b>040</b>	ME		1	103	09:13:25	09:27:48	00:14:23	15.467	53/54	15.467	00:14:23	00:33:08		
Leanna MARCHANT					2	ME	12:50:57	13:09:30	00:18:33	11.723	72/56	13.402	00:32:56	01:52:27	
SAMSONS FIRE					1999										
<b>Lap / preceding :01:03:39</b>															
- - Leanna Marchant															
<b>NQ</b>	<b>052</b>	ME-TR		1	27	09:07:33	09:10:35	00:03:02	17.506	62/60	17.506	00:03:02	00:15:55		
Diego Andres ZAMORA RODRIGUEZ					2	ME-TR	11:56:56	12:27:40	00:30:44	13.560	80/60	15.351	00:33:46	01:10:37	
CAIFAS					2001										
<b>Lap / preceding :23:18:10</b>															
- - Marcial Zamora Miranda															



Results provided by World Sport Timing



























FOUNDER MEMBERS

More information on [www.normandy2014.com](http://www.normandy2014.com)

Powered by ATRM Systems

Q = qualified, NQ = not qualified (having failed to qualified)..

CH-M-E - CEI\*\*\*\* 160km :38.1km - 73.6km - 106.5km - 139.7km - 160.2km

RANK	NUM.	AV. SPEED	NAT.	PHASE	RANK	ARRIVAL	IN TIME	RECOV. T.	PH. SPEED	BPM	AV. SPEED	TOTAL REC.	LAP/LEAD	
<b>NQ</b>	<b>059</b>	ME-TR		1	26	09:01:28	09:06:22	00:04:54	18.090	59/52	18.090	00:04:54	00:11:42	
Karina NEUMANN					2	23	11:51:47	11:59:39	00:07:52	15.981	56/56	17.008	00:12:46	00:42:36
SHAGYA ZOZO														
Lap / preceding :23:31:59														
- - Eduardo Vazquez Rio														
<b>NQ</b>	<b>073</b>	RET		1	76	09:19:31	09:24:43	00:05:12	15.796	55/55	15.796	00:05:12	00:30:03	
Dr. Gabriela FÖRSTER					2	RET	12:09:50	12:14:33	00:04:43	16.406	55/56	16.085	00:09:55	00:57:30
PRICELESS GOLD														
Lap / preceding :00:14:54														
- - Förster, Gabriela														
<b>NQ</b>	<b>074</b>	ME-TR		1	67	09:19:48	09:23:16	00:03:28	15.956	52/52	15.956	00:03:28	00:28:36	
Belinda HITZLER					2	ME-TR	12:14:35	12:35:53	00:21:18	13.957	72/60	14.925	00:24:46	01:18:50
NABAB LA MAJORIE														
Lap / preceding :00:21:20														
- - SchelldorfStephan und HitzlerBelinda														
<b>NQ</b>	<b>089</b>	FTC		1	138	09:36:46	09:41:20	00:04:34	14.169	44	14.169	00:04:34	00:46:40	
Seiichi HASUMI					2	FTC	11:55:22	12:01:52	00:06:30	21.187	48/48	16.864	00:11:04	00:44:49
KAREEMPJ														
Lap / preceding :23:25:59														
- - Seiichi Hasumi														
<b>NQ</b>	<b>090</b>	ME-TR		1	118	09:19:29	09:31:26	00:11:57	15.096	56/58	15.096	00:11:57	00:36:46	
Toshiaki HIROHASHI					2	ME-TR	12:50:21	13:11:50	00:21:29	11.807	79/81	13.308	00:33:26	01:54:47
LUCKY														
Lap / preceding :01:09:58														
- - Toshiaki Hirohashi														
<b>NQ</b>	<b>115</b>	LA		1	115	09:19:14	09:30:01	00:10:47	15.238	52/56	15.238	00:10:47	00:35:21	
Kine Eiesland HOLEN					2	LA	12:32:36	12:42:44	00:10:08	13.947	50/54	14.587	00:20:55	01:25:41
SHERE KHAN														
Lap / preceding :23:30:54														
- - Kari Eiesland														
<b>NQ</b>	<b>117</b>	ME-TR		1	112	09:13:25	09:29:25	00:16:00	15.299	60/52	15.299	00:16:00	00:34:45	
Ellen SUHR YDSTEBØ					2	ME-TR	12:09:17	12:33:34	00:24:17	14.776	71/76	15.043	00:40:17	01:16:31
SHAH NAHIM														
Lap / preceding :23:50:50														
- - Anne-Louise and Svein Suhr														
<b>NQ</b>	<b>118</b>	ME-TR		1	87	09:19:15	09:26:04	00:06:49	15.650	64/58	15.650	00:06:49	00:31:24	
Braden CAMERON					2	ME-TR	12:14:19	12:20:02	00:05:43	15.900	72/70	15.770	00:12:32	01:02:59
KARAMEA KRUSADER														
Lap / preceding :23:46:28														
- - Braden Cameron														
<b>NQ</b>	<b>120</b>	LA		1	59	09:16:20	09:22:13	00:05:53	16.074	45/52	16.074	00:05:53	00:27:33	
Susan LATTA					2	LA	12:09:13	12:14:26	00:05:13	16.110	55/62	16.091	00:11:06	00:57:23
TKIWA														
Lap / preceding :23:54:24														
- - Susan Latta														
<b>NQ</b>	<b>125</b>	LA		1	64	09:17:48	09:22:22	00:04:34	16.057	58/60	16.057	00:04:34	00:27:42	
Mahmood Marhoon Salim AL FORI					2	LA	12:08:03	12:12:45	00:04:42	16.336	64/68	16.191	00:09:16	00:55:42
ALLUMEZ LE FEU														
Lap / preceding :23:58:19														
- - Royal Cavalry Of Oman														
<b>NQ</b>	<b>129</b>	LA		1	108	09:21:59	09:28:12	00:06:13	15.425	52/56	15.425	00:06:13	00:33:32	
Ryszard ZIELINSKI					2	LA	12:09:03	12:23:09	00:14:06	15.784	60/60	15.596	00:20:19	01:06:06
GANDAWA														
Lap / preceding :00:10:24														
- - Hanna Zielinska														
<b>NQ</b>	<b>132</b>	ME		1	17	08:54:34	09:01:43	00:07:09	18.781	63/60	18.781	00:07:09	00:07:03	
Brigitte PINTO					2	ME	11:24:02	11:43:34	00:19:32	17.481	71/56	18.131	00:26:41	00:26:31
SHARARAT														
Lap / preceding :23:20:25														
- - Mademoiselle Sarah Chakil														



Results provided by World Sport Timing



FOUNDER MEMBERS

More information on [www.normandy2014.com](http://www.normandy2014.com)

Powered by ATRM Systems

Q = qualified, NQ = not qualified (having failed to qualified)..

CH-M-E - CEI\*\*\*\* 160km :38.1km - 73.6km - 106.5km - 139.7km - 160.2km

RANK	NUM.	AV. SPEED	NAT.	PHASE	RANK	ARRIVAL	IN TIME	RECOV. T.	PH. SPEED	BPM	AV. SPEED	TOTAL REC.	LAP/LEAD
<b>NQ</b>	<b>133</b>	ME-TR		1	35	09:14:08	09:17:26	00:03:18	16.634	55/52	16.634	00:03:18	00:22:46
Margarida Oliveira SOARES				<b>POR</b>	2	ME-TR	12:47:38	12:53:04	00:05:26	12.128	90/46	14.106	00:08:44
XÉLIO				<b>2003</b>									
<b>Lap / preceding :01:09:30</b>													
- - Caetano Oliveira Soares													
<b>NQ</b>	<b>138</b>	ME		1	21	08:53:39	09:03:18	00:09:39	18.540	60/64	18.540	00:09:39	00:08:38
Atta Mohammad MOHAMMAD				<b>QAT</b>	2	ME	11:28:32	11:48:33	00:20:01	17.006	71/71	17.767	00:29:40
LYRICAL BREEZE				<b>2006</b>									
<b>Lap / preceding :22:55:29</b>													
- - Jairo Rodriguez Berenguer													
<b>NQ</b>	<b>141</b>	ME		1	66	09:19:17	09:23:03	00:03:46	15.980	61/60	15.980	00:03:46	00:28:23
Giliese DE VILLIERS				<b>RSA</b>	2	ME	12:18:20	12:22:41	00:04:21	15.254	61/70	15.622	00:08:07
TRA FLAMA				<b>2005</b>									
<b>Lap / preceding :00:34:08</b>													
- - David Perez Y Valentin de Las Marinas													
<b>NQ</b>	<b>144</b>	ME-TR		1	113	09:19:25	09:29:55	00:10:30	15.248	55/62	15.248	00:10:30	00:35:15
Rouslan GEKIEV				<b>RUS</b>	2	ME-TR	12:19:25	12:29:24	00:09:59	15.271	56/52	15.259	00:20:29
BRASLET				<b>2005</b>									
<b>Lap / preceding :00:06:43</b>													
- - Gekiev, Rouslan													
<b>NQ</b>	<b>151</b>	LA		1	107	09:25:11	09:28:06	00:02:55	15.436	41/41	15.436	00:02:55	00:33:26
Veronika MÜNGER				<b>SUI</b>	2	LA	13:00:30	13:08:41	00:08:11	11.795	51/48	13.435	00:11:06
JANNIK CH				<b>1997</b>									
<b>Lap / preceding :00:39:17</b>													
- - Münger, Veronika													
<b>NQ</b>	<b>152</b>	ME-TR		1	142	09:29:28	09:51:42	00:22:14	13.314	64/68	13.314	00:22:14	00:57:02
Feras BOULBOL				<b>SVK</b>	2	ME-TR	12:43:00	13:01:57	00:18:57	14.176	78/81	13.716	00:41:11
SHAGYA FRUZSINA				<b>2003</b>									
<b>Lap / preceding :23:53:16</b>													
- - Janus Csernus													
<b>NQ</b>	<b>166</b>	LA		1	13	08:53:05	09:00:46	00:07:41	18.929	60/54	18.929	00:07:41	00:06:06
Veronica KONCKE				<b>URU</b>	2	LA	11:22:53	11:37:43	00:14:50	18.213	64/56	18.577	00:22:31
FARAONA DEL ALMA				<b>2001</b>									
<b>Lap / preceding :22:35:46</b>													
- - Oscar Bacot													
<b>NQ</b>	<b>167</b>	ME		1	20	08:53:03	09:03:00	00:09:57	18.585	62/60	18.585	00:09:57	00:08:20
Jorge Leonardo MARTINEZ CASTRO				<b>URU</b>	2	ME	11:33:37	11:39:14	00:05:37	18.325	49/48	18.459	00:15:34
NAGFOUR				<b>2004</b>									
<b>Lap / preceding :00:01:31</b>													
- - Haras Savitu													
<b>NQ</b>	<b>169</b>	ME-TR		1	55	09:14:01	09:21:46	00:07:45	16.125	51/44	16.125	00:07:45	00:27:06
Ellen OLSON				<b>USA</b>	2	ME-TR	12:00:33	12:14:17	00:13:44	16.074	77/76	16.100	00:21:29
HOT DESERT KNIGHT				<b>2000</b>									
<b>Lap / preceding :00:35:03</b>													
- - Farzad Faryadi													
<b>NQ</b>	<b>014</b>	LA		1	LA	08:53:08	08:56:47	00:03:39	19.575	62/60	19.575	00:03:39	00:02:07
SH, EBRAHIM BIN MOHD, AL KHALIFA				<b>BRN</b>									
DHAB				<b>2005</b>									
<b>Lap / preceding :21:22:30</b>													
- - Royal Endurance Team Of Bahrain													
<b>NQ</b>	<b>025</b>	RET		1	RET	10:22:04	10:24:01	00:01:57	11.205	39/40	11.205	00:01:57	01:29:21
Penny TOFT				<b>AUS</b>									
DREAM DANCER TE				<b>2005</b>									
<b>Lap / preceding :01:27:14</b>													
- - Pater & Penny Toft													
<b>NQ</b>	<b>033</b>	LA		1	LA	09:18:11	09:20:33	00:02:22	16.265	57/64	16.265	00:02:22	00:25:53
Fabricio LVARES BAGAROLLI				<b>BRA</b>									
PREDICTION PACIFIQUE				<b>2003</b>									
<b>Lap / preceding :22:56:32</b>													
- - Monsieur Jean-Michel GRIMAL													



Results provided by World Sport Timing
























FOUNDER MEMBERS

More information on [www.normandy2014.com](http://www.normandy2014.com)

Powered by ATRM Systems

Q = qualified, NQ = not qualified (having failed to qualified)..

CH-M-E - CEI\*\*\*\* 160km :38.1km - 73.6km - 106.5km - 139.7km - 160.2km

RANK	NUM.	AV. SPEED	NAT.	PHASE	RANK	ARRIVAL	IN TIME	RECOV. T.	PH. SPEED	BPM	AV. SPEED	TOTAL REC.	LAP/LEAD
<b>NQ</b>	<b>044</b>	RET		1	RET	11:25:11	11:28:10	00:02:59	8.525	62/64	8.525	00:02:59	02:33:30
Ana Maria NOVOA FUENTEALBA  XUVA DE S JOSE  Lap / preceding :02:07:37 - - Rui Pereira													
<b>NQ</b>	<b>049</b>	RET		1	RET	09:42:13	09:46:21	00:04:08	13.742	55/56	13.742	00:04:08	00:51:41
Alberto MORALES MORALES  OUASSAL DU BARTHAS  Lap / preceding :22:18:11 - - M. Christian Quet - Mme Martine Mege													
<b>NQ</b>	<b>050</b>	CI		1	CI	08:00:00	08:01:00	00:01:00	37.475	56/56	37.475	00:01:00	23:06:20
Claudia ROMERO CHACON  DORADO  Lap / preceding :22:14:39 - - Jorge Eduardo Vargas Jenkins													
<b>NQ</b>	<b>054</b>	ME-TR		1	ME-TR	09:25:27	09:50:38	00:25:11	13.397	91/54	13.397	00:25:11	00:55:58
Tereza KOPECKA  ARMANDA S  Lap / preceding :01:49:38 - - Regutec Ltd.													
<b>NQ</b>	<b>072</b>	ME-TR		1	ME-TR	09:18:09	09:37:59	00:19:50	14.470	46/48	14.470	00:19:50	00:43:19
Sabrina ARNOLD  SALTAN 2  Lap / preceding :23:47:21 - - Arnold, Adolf													
<b>NQ</b>	<b>082</b>	LA		1	LA	08:52:25	09:02:52	00:10:27	18.606	60/56	18.606	00:10:27	00:08:12
Tom MACGUINNESS  HORSEWARE LR ARTISTA  Lap / preceding :23:24:53 - - Horseware Products													
<b>NQ</b>	<b>086</b>	LA		1	LA	09:19:15	09:23:06	00:03:51	15.975	55/52	15.975	00:03:51	00:28:26
Giampiero RICCI  FORRESTH  Lap / preceding :00:20:14 - - Ricci Giampiero													
<b>NQ</b>	<b>096</b>	LA		1	LA	08:53:12	09:05:22	00:12:10	18.235	62/64	18.235	00:12:10	00:10:42
Azat KOISHIEV  OILY  Lap / preceding :23:42:16 - - Seisen Ratov													
<b>NQ</b>	<b>098</b>	FTC		1	FTC	08:00:00	08:01:00	00:01:00	37.475	91/54	37.475	00:01:00	23:06:20
Abish YETIREKOV  ZHAS KANAT  Lap / preceding :22:55:38 - - Amangali Bangabayev													
<b>NQ</b>	<b>122</b>	LA		1	LA	09:14:11	09:19:39	00:05:28	16.369	40/56	16.369	00:05:28	00:24:59
Georgia SMITH  GLENMORE VIXEN  Lap / preceding :01:18:39 - - Mc & Am Smith													
<b>NQ</b>	<b>124</b>	LA		1	LA	09:17:47	09:21:19	00:03:32	16.176	61/55	16.176	00:03:32	00:26:39
Ali Hassan Yousaf AL FARSI  KILIM DE FIGNOLS  Lap / preceding :00:01:40 - - Royal Cavalry Of Oman													
<b>NQ</b>	<b>128</b>	ME-TR		1	ME-TR	09:17:48	09:23:08	00:05:20	15.971	91/54	15.971	00:05:20	00:28:28
Kamila KART  RAZIZKA LA MAJORIE  Lap / preceding :00:01:49 - - Al Aasfa Overseas Ltd.													



Results provided by World Sport Timing












FOUNDER MEMBERS

More information on [www.normandy2014.com](http://www.normandy2014.com)

Powered by ATRM Systems

Q = qualified, NQ = not qualified (having failed to qualified)..

CH-M-E - CEI\*\*\*\* 160km :38.1km - 73.6km - 106.5km - 139.7km - 160.2km

RANK	NUM.	AV. SPEED	NAT.	PHASE	RANK	ARRIVAL	IN TIME	RECOV. T.	PH. SPEED	BPM	AV. SPEED	TOTAL REC.	LAP/LEAD
<b>NQ</b>	<b>131</b>	LA		<b>1</b>	<b>LA</b>	<b>09:14:08</b>	<b>09:25:17</b>	<b>00:11:09</b>	<b>15.735</b>	<b>51/56</b>	<b>15.735</b>	<b>00:11:09</b>	<b>00:30:37</b>
<b>Rui LANTERNAS</b>  <b>2005</b> MARAVILHA Lap / preceding :00:02:09 - - Rui Lanternas													
<b>NQ</b>	<b>136</b>	ME-TR		<b>1</b>	<b>ME-TR</b>	<b>09:13:48</b>	<b>09:20:39</b>	<b>00:06:51</b>	<b>16.253</b>	<b>52/56</b>	<b>16.253</b>	<b>00:06:51</b>	<b>00:25:59</b>
<b>Khalid Sanad A.S AL NUAIMI</b>  <b>2004</b> GAZELLES DU BOSPHORE EWALRAID Lap / preceding :23:55:22 - - Centre Europeen du Cheval de Mont le Soi													
<b>NQ</b>	<b>145</b>	OT		<b>1</b>	<b>OT</b>	<b>09:19:04</b>	<b>09:44:07</b>	<b>00:25:03</b>	<b>13.929</b>	<b>64/64</b>	<b>13.929</b>	<b>00:25:03</b>	<b>00:49:27</b>
<b>Aleksey GORBUNOV</b>  <b>2003</b> PYREX ARMOR Lap / preceding :00:23:28 - - Gaec Les Chevaux d'Armor													
<b>NQ</b>	<b>146</b>	LA		<b>1</b>	<b>LA</b>	<b>09:23:36</b>	<b>09:34:18</b>	<b>00:10:42</b>	<b>14.815</b>	<b>60/56</b>	<b>14.815</b>	<b>00:10:42</b>	<b>00:39:38</b>
<b>Denis MOISEEV</b>  <b>2004</b> ZERO Lap / preceding :23:50:11 - - Moiseev, Denis													
<b>NQ</b>	<b>148</b>	RET		<b>1</b>	<b>RET</b>	<b>10:09:20</b>	<b>10:18:23</b>	<b>00:09:03</b>	<b>11.523</b>	<b>53/52</b>	<b>11.523</b>	<b>00:09:03</b>	<b>01:23:43</b>
<b>Sandra BECHTER</b>  <b>2002</b> SHARIMO CH Lap / preceding :00:44:05 - - Bechter Peter													
<b>NQ</b>	<b>165</b>	FTC		<b>1</b>	<b>FTC</b>	<b>08:00:00</b>	<b>08:01:00</b>	<b>00:01:00</b>	<b>37.475</b>	<b>56/56</b>	<b>37.475</b>	<b>00:01:00</b>	<b>23:06:20</b>
<b>Isha JUDD</b>  <b>2006</b> JQ ZARIAL Lap / preceding :21:42:37 - - Magdalena Odriozola													
<b>NQ</b>	<b>171</b>	ME		<b>1</b>	<b>ME</b>	<b>08:53:45</b>	<b>09:13:06</b>	<b>00:19:21</b>	<b>17.175</b>	<b>64/52</b>	<b>17.175</b>	<b>00:19:21</b>	<b>00:18:26</b>
<b>Jeremy REYNOLDS</b>  <b>2006</b> RR GOLD DUST RISING Lap / preceding :01:12:06 - - Jeremy & Heather Reynolds													
<b>NQ</b>	<b>075</b>	ME-TR											
<b>Jenny STEMMLER</b>  <b>2005</b> RADJA D'AURABELLE Lap / preceding :21:46:54 - - Stemmler, Jenny													
<b>NQ</b>	<b>077</b>	LA-PR											
<b>Jose Roberto HERNANDEZ DUQUE</b>  <b>1999</b> SALTIMBANQUE SAFINAT Lap / preceding :00:00:00 - - Diamond Crest Properties LTD													



Results provided by World Sport Timing



More information on

[www.normandy2014.com](http://www.normandy2014.com)

Powered by ATRM Systems

Q = qualified, NQ = not qualified (having failed to qualified)..

15/15

WD=Withdrawn, RET=Retired, DSQ=Disqualified, FNR=Finished not ranked, LA=Lame, MI=Minor injury, CI=Catastrophic injury, ME=Metabolic, ME-TR=Metabolic invasive treatment, OT=Out of time