

FIFA[®]

Women's Competitions

Growth of the Competitions

FIFA®

For the Game. For the World.

FIFA Competitions (4 Year Cycle)

Event	2012	2013	2014	2015
FIFA World Cup™			✓	
FIFA Women's World Cup				✓
FIFA Confederations Cup		✓		
FIFA Club World Cup	✓	✓	✓	✓
Olympic Football Tournaments men/women	✓			
FIFA U-20 World Cup		✓		✓
FIFA U-20 Women's World Cup	✓		✓	
FIFA U-17 World Cup		✓		✓
FIFA U-17 Women's World Cup	✓		✓	
FIFA Futsal World Cup	✓			
Blue Stars / FIFA Youth Cup	✓	✓	✓	✓
Youth Olympic Games (boys/girls)			✓	
FIFA Beach Soccer World Cup		✓		✓
	6	6	6	6

FIFA Women's Football Competitions



FIFA Women's World Cup™

Since 1991, every 4 years
16 Teams, 24 for Canada 2015
Title holder: Japan



Women's Olympic Football Tournament

Since 1996, every 4 years
12 Teams
Title holder: USA



FIFA U-20 Women's World Cup

Since 2002 (U-19), every 2 years
16 Teams
Title holder: Germany



Girls' Tournament YOG

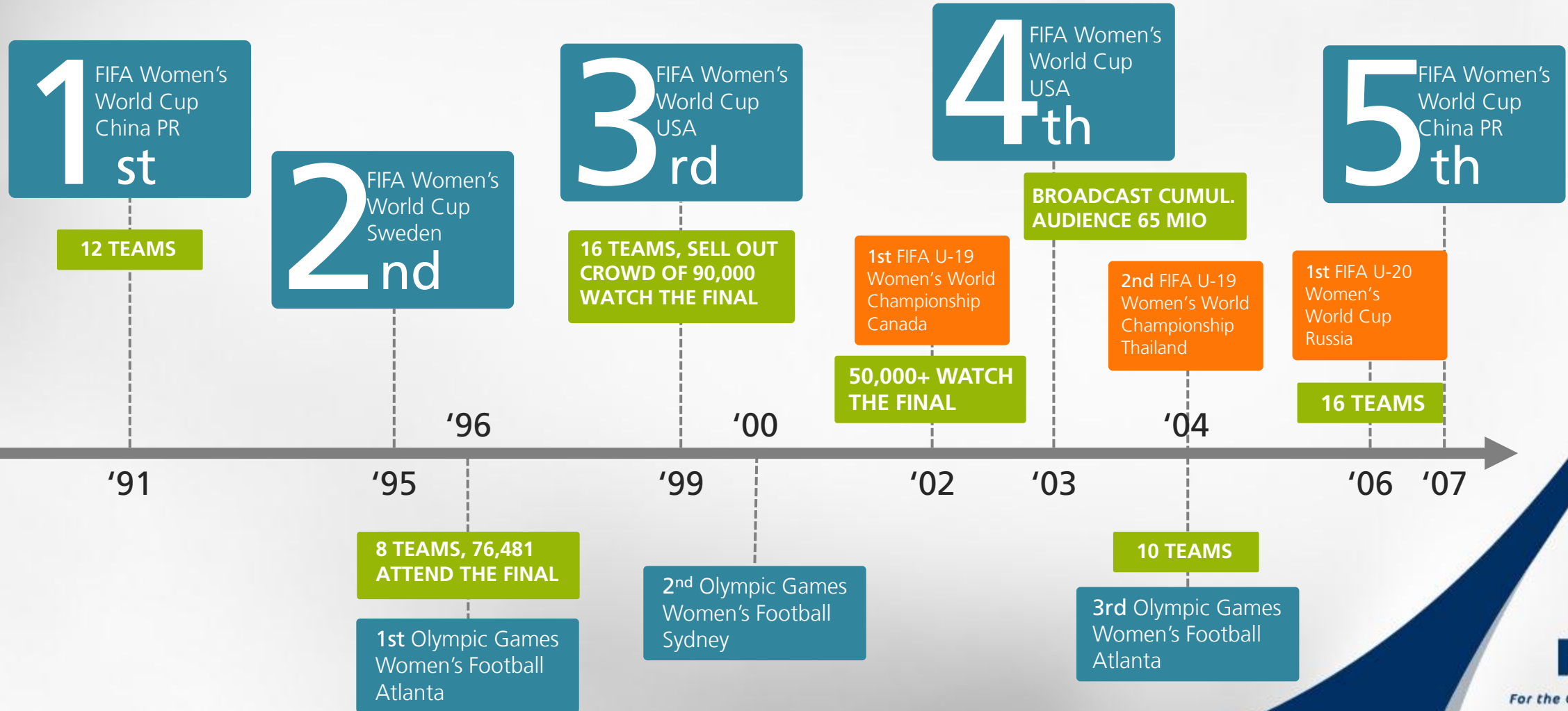
Since 2010, every 4 years
6 Teams – 1 per Confederation
Title holder: Chile



FIFA U-17 Women's World Cup

Since 2008, every 2 years
16 Teams
Title holder: Korea Republic

Growth in international Women's Football competitions (1991-2007)



Growth in International Women's Football competitions (2008-2015)



Growth of the game

FIFA®

For the Game. For the World.

Registered international teams & Matches

1971

3 teams played a total of 2 matches

2010

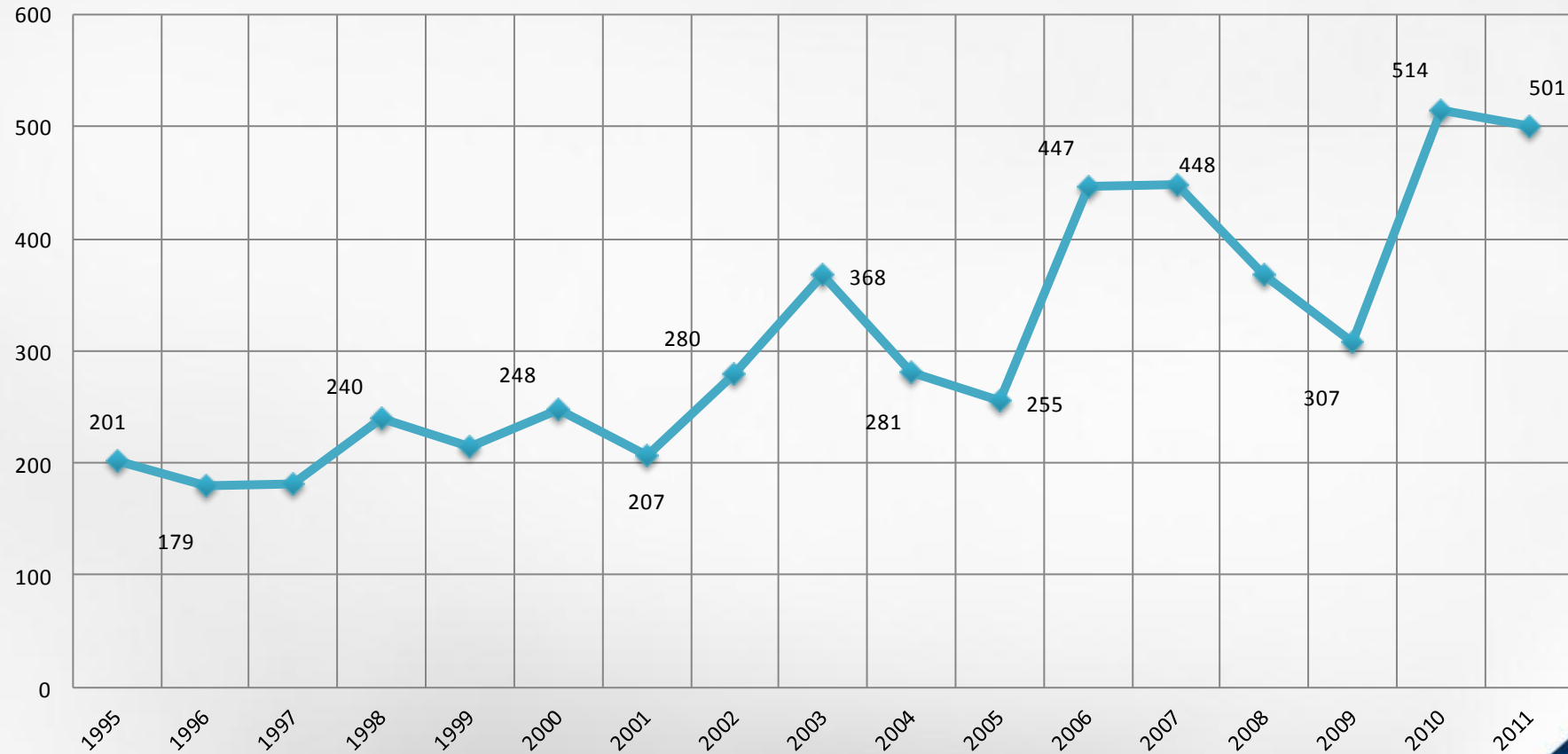
139 teams played a total of 514 matches

FIFA®

For the Game. For the World.

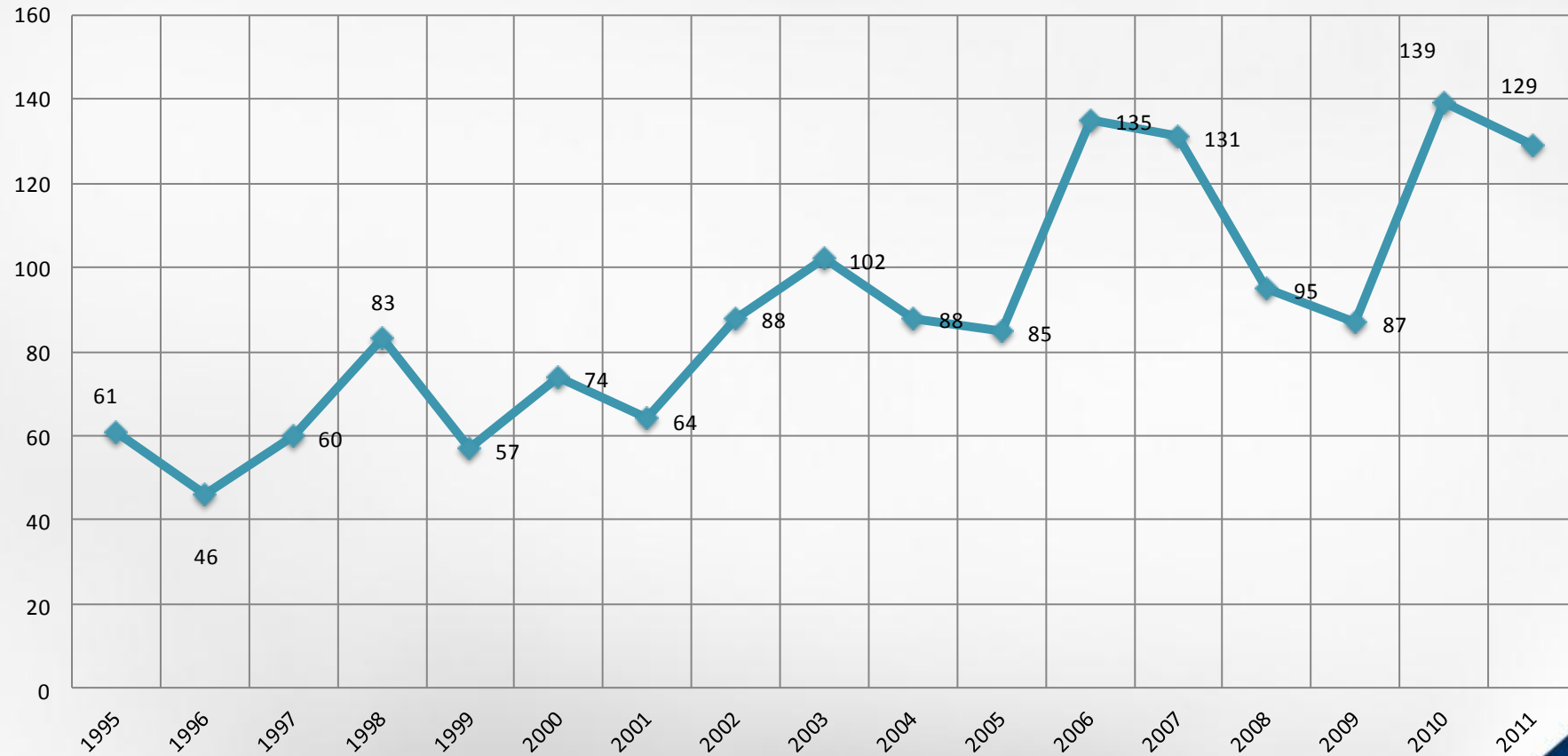
Number of international matches a year

International A-Matches Women

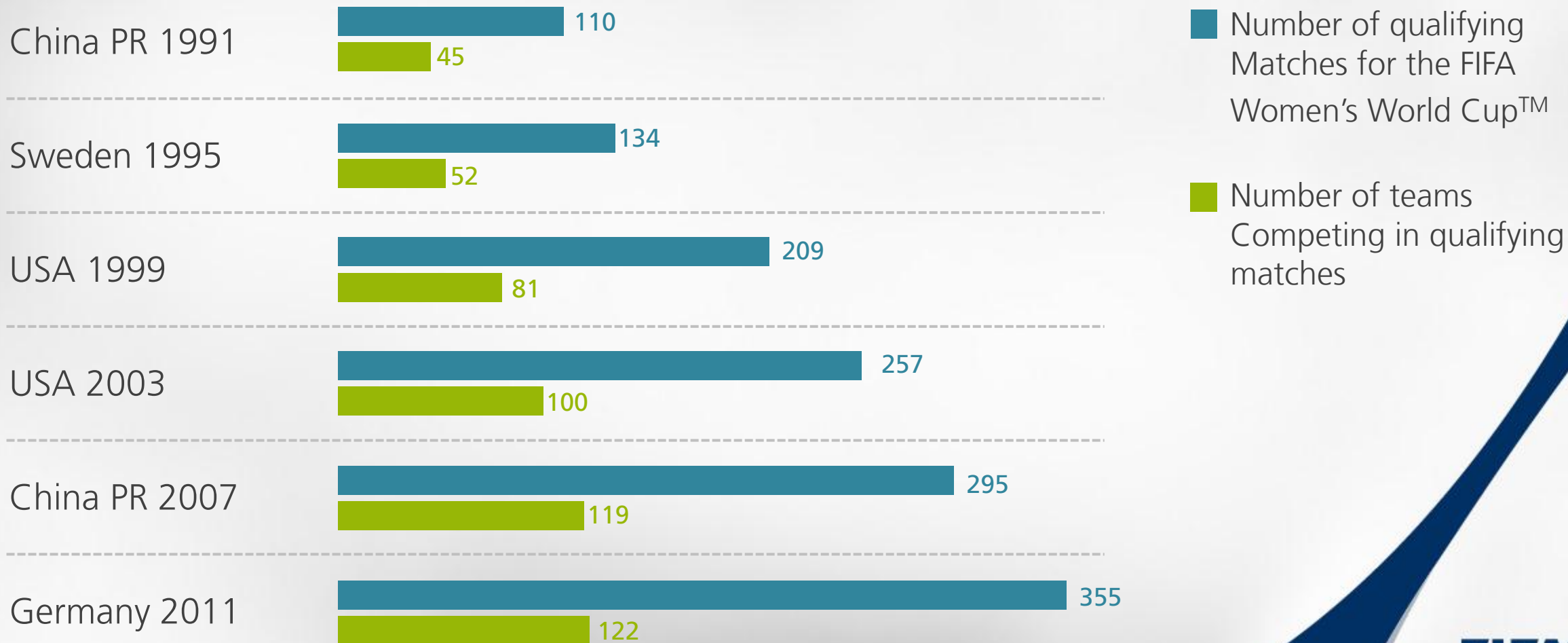


Number of active national teams a year

Number of Active A-National Teams



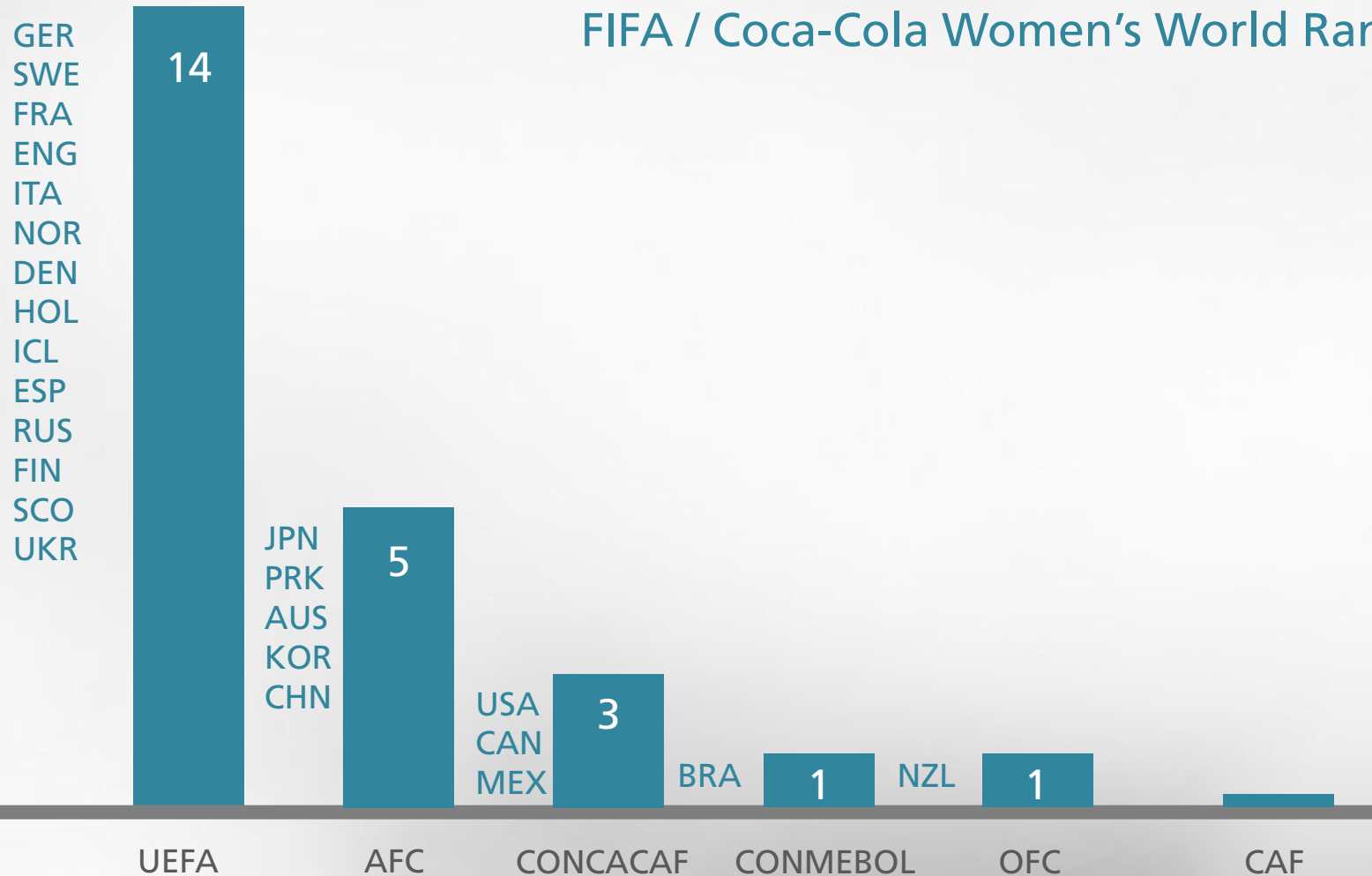
Qualifying competition



FIFA Women's World Ranking Top 24

Top 24 – December 2011

FIFA / Coca-Cola Women's World Ranking Positions





“The Beautiful Side Of 20Eleven”

FIFA®

For the Game. For the World.

Figures : The World was following closely!

Great hosts and thousands of football fans!

The opening match had a total attendance of **73,680 spectators!**



FIFA®

For the Game. For the World.



A total of **845,711 fans** attended the **32 games**
The average number of **spectators per match**
was **26,428** (single matches)

TV audience broke records. The four games featuring the German team all gained average TV audiences of more than **14 million** viewers and the number of journalists registered was **2575**



FIFA®

For the Game. For the World.

Figures : More funding towards the women's game!

Tickets sales gave a profit of **€ 25** million to the Local Organising Committee

The National Supporters (Sponsors) brought **€ 23** million for the organisation of the competition

Each German sponsor provided **€ 4** million

The sale of licensed products brought a total of **€ 2.6** million

5th Women's football Symposium



Every 4 years, since 1995, at every FIFA Women's World cup, FIFA organises a Symposium

The fifth 2011 Symposium held in Germany brought together over 550 representatives of FIFA's Member Associations from each corner of the world;

Information at: www.fifa.com

Upcoming Events 2012

25 July – 9 Aug 2012: Olympic Women's Football Tournament

France, Sweden, Great Britain

Draw 24th April 2012

19 Aug – 9 Sept 2012: FIFA U-20 Women's World Cup Japan

Germany, Norway, Italy, Switzerland

Draw 4th June 2012

22 Sept – 13 Oct 2012: FIFA U-17 Women's World Cup Azerbaijan

2 teams from UEFA, plus Azerbaijan (Finals 26-29 June 2012)

Draw 6th July 2012

FIFA®

For the Game. For the World.

Upcoming Events 2014/15

Mid July/Mid August 2014: FIFA U-20 Women's World Cup Canada

TBC

April 2014: FIFA U-17 Women's World Cup Costa Rica

TBC

June/July 2015: FIFA Women's World Cup™ Canada

TBC

FIFA®

For the Game. For the World.

Future issues

- Women's Coordinated International Match Calendar
- TMS: International transfers of female players, transfer windows, including status of players and leagues
- FIFA Women's Club World Cup

FIFA[®]

Questions?