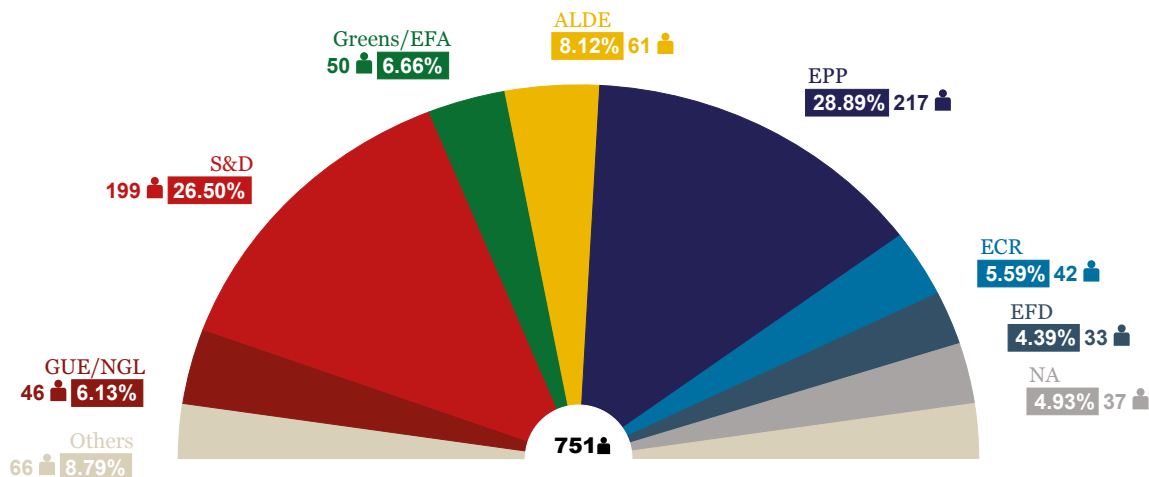




Previous projections of seats in the Parliament

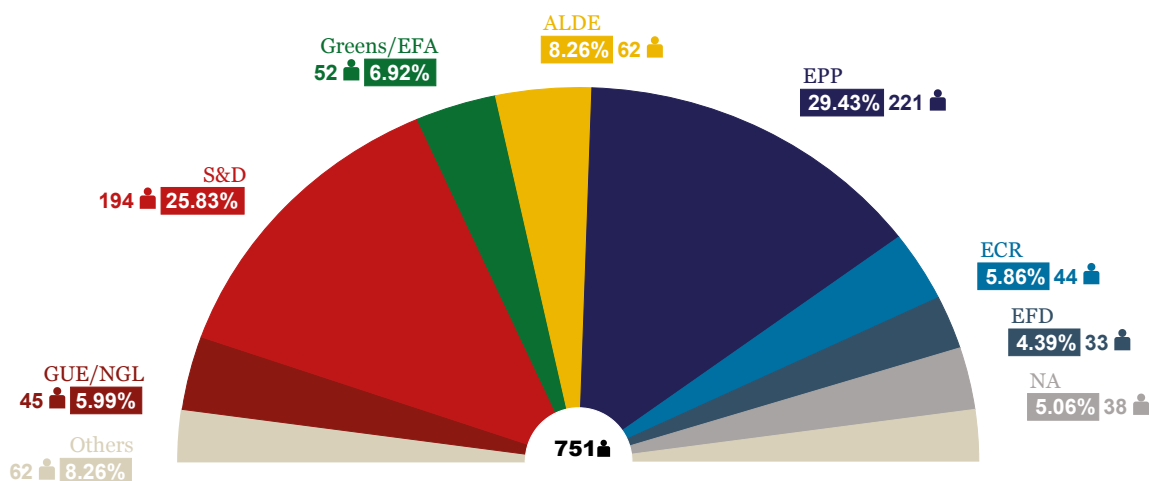
19-05-2014



Source: Collaboration between the EP and TNS Opinion

EPP	S&D	ALDE	Greens/EFA	ECR	GUE/NGL	EFD	NA	Others
28.89%	26.50%	8.12%	6.66%	5.59%	6.13%	4.39%	4.93%	8.79%
217	199	61	50	42	46	33	37	66

12-05-2014

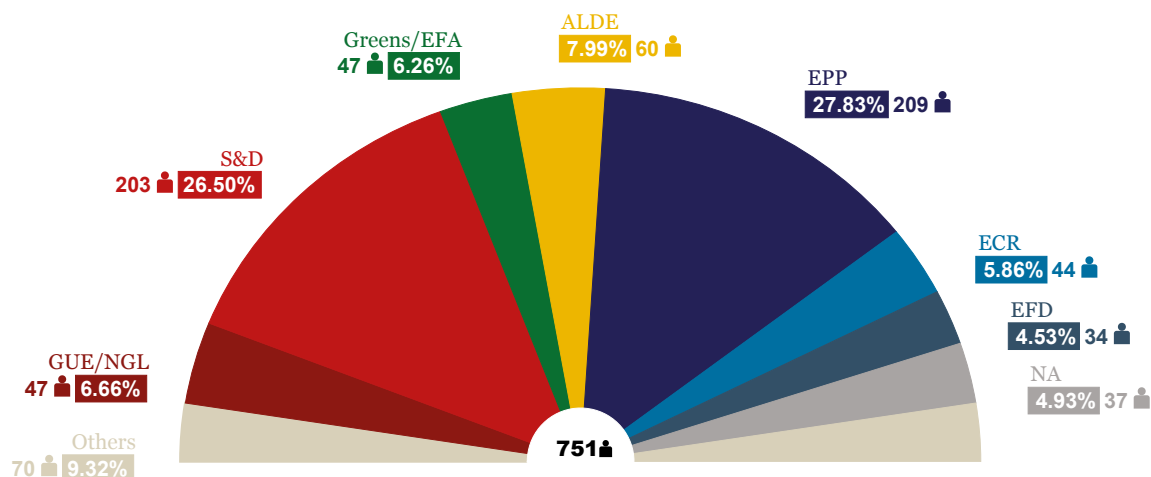


Source: Collaboration between the EP and TNS Opinion

EPP	S&D	ALDE	Greens/EFA	ECR	GUE/NGL	EFD	NA	Others
29.43%	25.83%	8.26%	6.92%	5.86%	5.99%	4.39%	5.06%	8.26%
221	194	62	52	44	45	33	38	62

Previous projections of seats in the Parliament

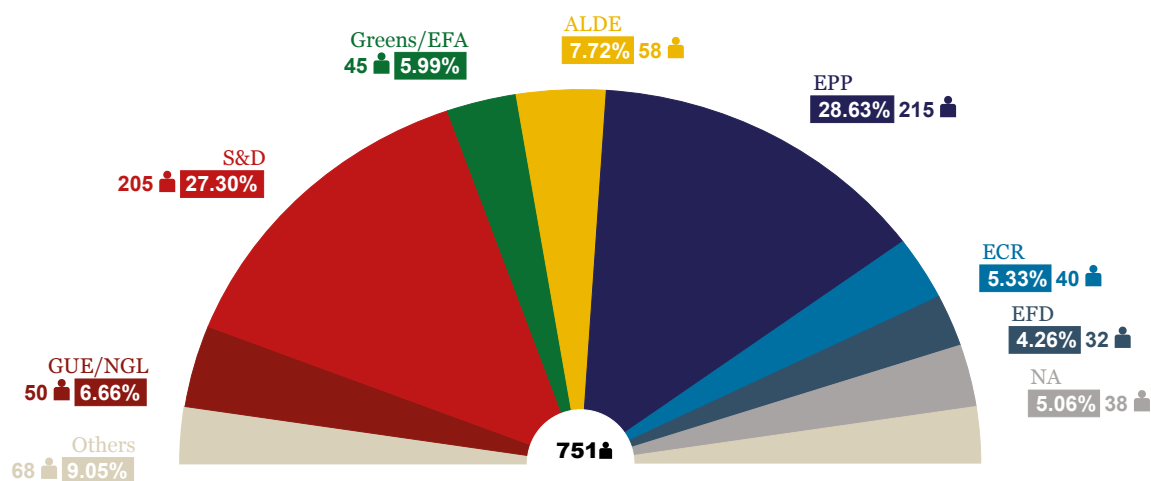
05-05-2014



Source: Collaboration between the EP and TNS Opinion

EPP	S&D	ALDE	Greens/EFA	ECR	GUE/NGL	EFD	NA	Others
27.83%	26.50%	7.99%	6.26%	5.86%	6.66%	4.53%	4.93%	9.32%
209	203	60	47	44	47	34	37	70

29-04-2014

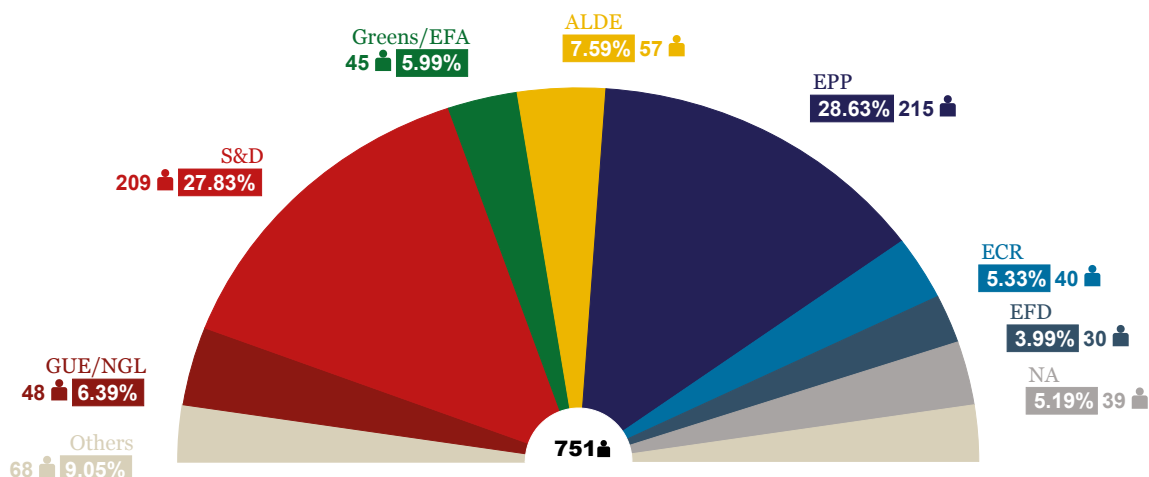


Source: Collaboration between the EP and TNS Opinion

EPP	S&D	ALDE	Greens/EFA	ECR	GUE/NGL	EFD	NA	Others
28.63%	27.30%	7.72%	5.99%	5.33%	6.66%	4.26%	5.06%	9.05%
215	205	58	45	40	50	32	38	68

Previous projections of seats in the Parliament

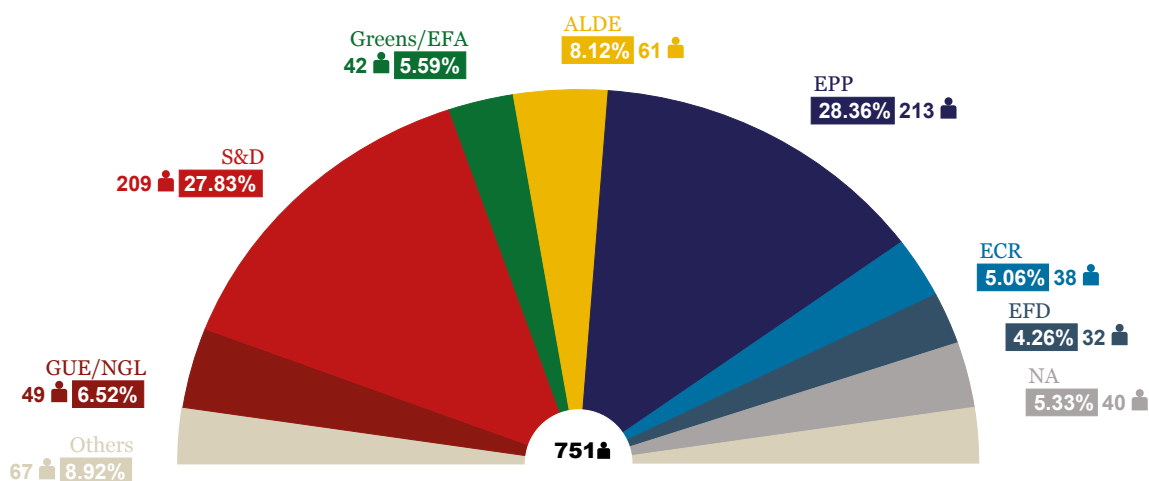
23-04-2014



Source: Collaboration between the EP and TNS Opinion

EPP	S&D	ALDE	Greens/EFA	ECR	GUE/NGL	EFD	NA	Others
28.63%	27.83%	7.59%	5.99%	5.33%	6.39%	3.99%	5.19%	9.05%
215	209	57	45	40	48	30	39	68

14-04-2014

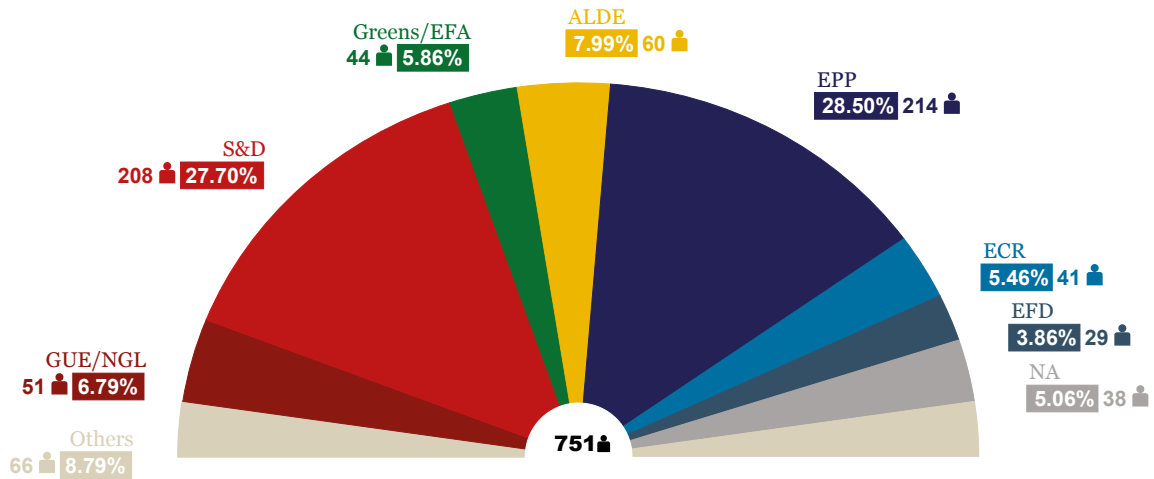


Source: Collaboration between the EP and TNS Opinion

EPP	S&D	ALDE	Greens/EFA	ECR	GUE/NGL	EFD	NA	Others
28.36%	27.83%	8.12%	5.59%	5.06%	6.52%	4.26%	5.33%	8.92%
213	209	61	42	38	49	32	40	67

Previous projections of seats in the Parliament

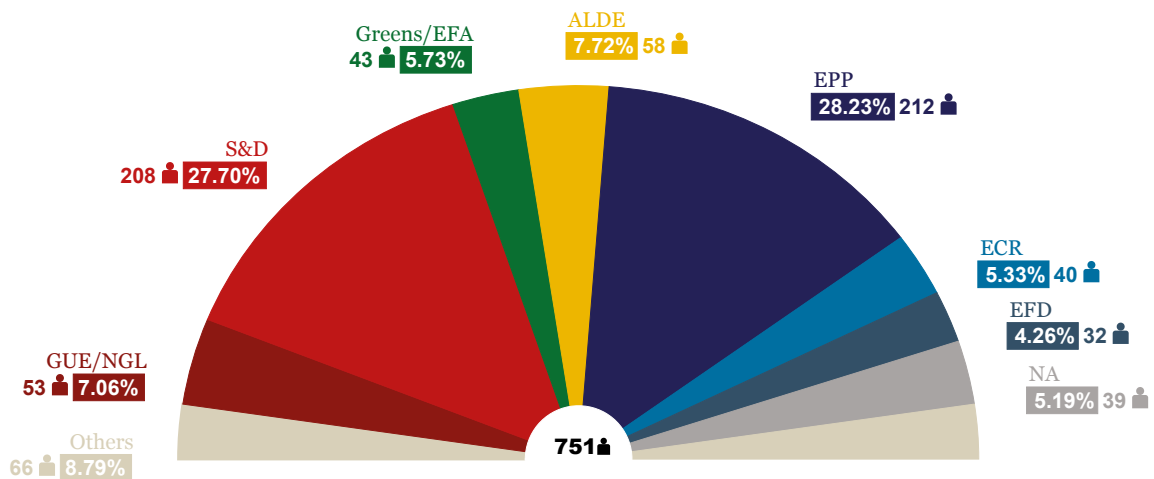
03-04-2014



Source: Collaboration between the EP and TNS Opinion

EPP	S&D	ALDE	Greens/EFA	ECR	GUE/NGL	EFD	NA	Others
28.50%	27.70%	7.99%	5.86%	5.46%	6.79%	3.86%	5.06%	8.79%
214	208	60	44	41	51	29	38	66

27-03-2014

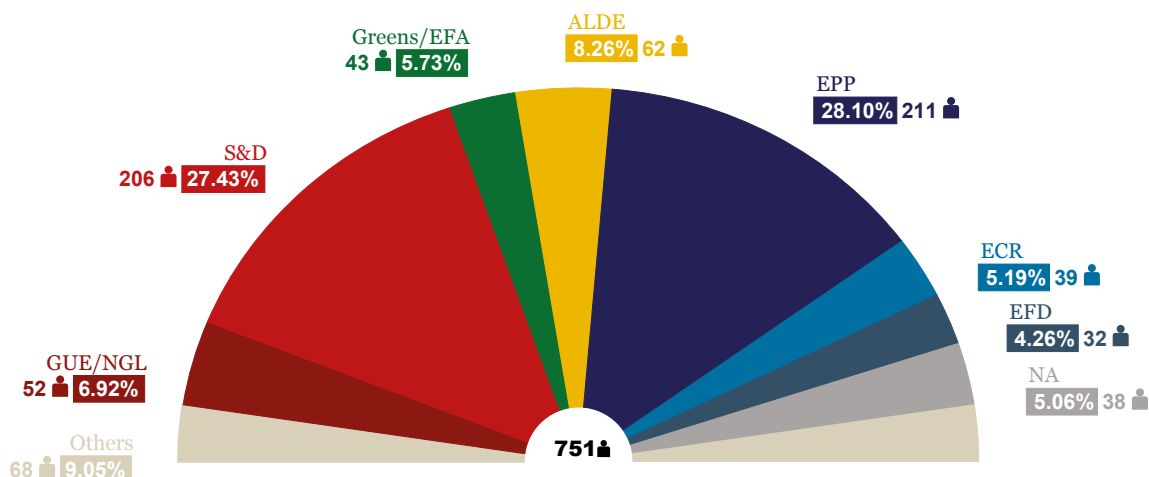


Source: Collaboration between the EP and TNS Opinion

EPP	S&D	ALDE	Greens/EFA	ECR	GUE/NGL	EFD	NA	Others
28.23%	27.70%	7.72%	5.73%	5.33%	7.06%	4.26%	5.19%	8.79%
212	208	58	43	40	53	32	39	66

Previous projections of seats in the Parliament

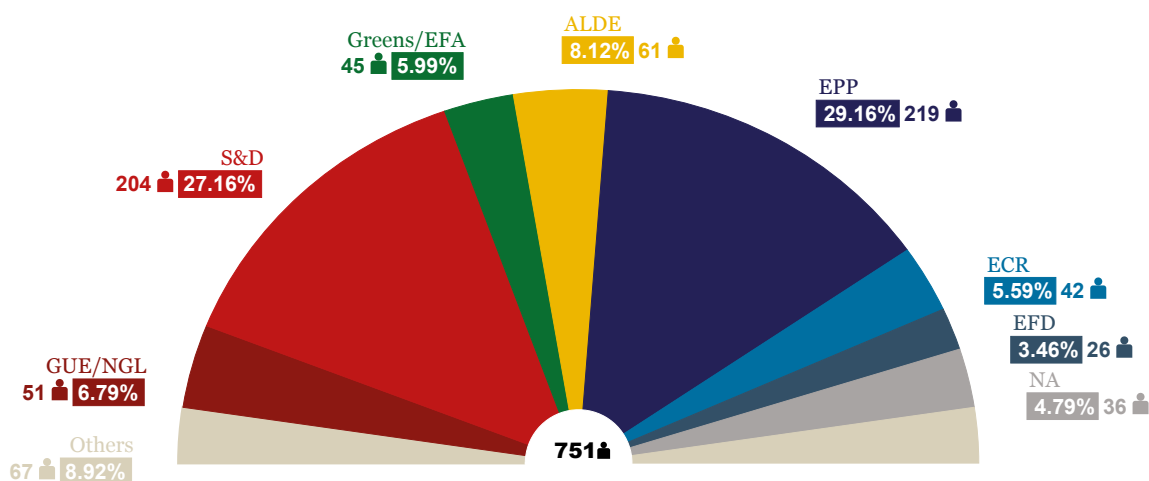
20-03-2014



Source: Collaboration between the EP and TNS Opinion

EPP	S&D	ALDE	Greens/EFA	ECR	GUE/NGL	EFD	NA	Others
28.10%	27.43%	8.26%	5.73%	5.19%	6.92%	4.26%	5.06%	9.05%
211	206	62	43	39	52	32	38	68

13-03-2014

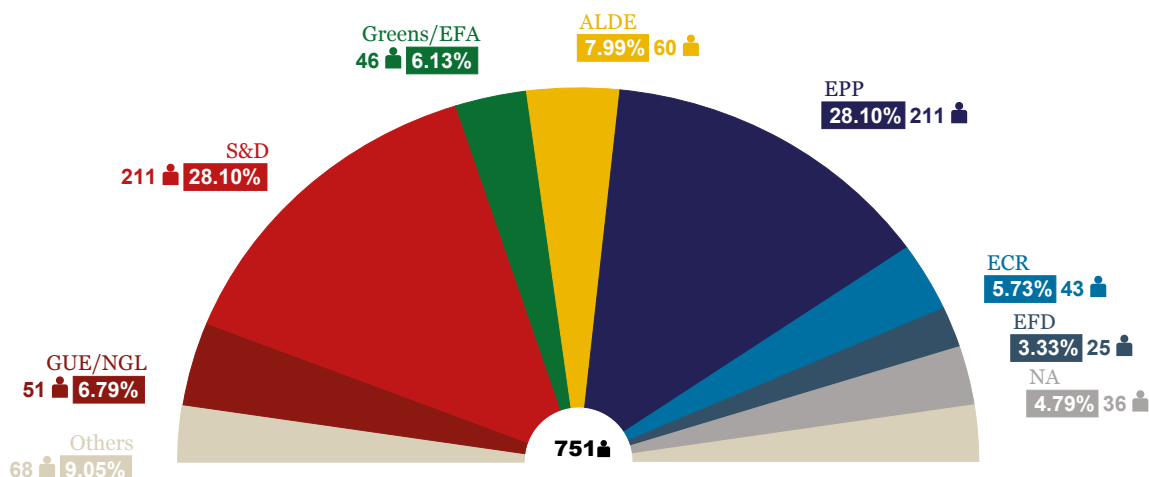


Source: Collaboration between the EP and TNS Opinion

EPP	S&D	ALDE	Greens/EFA	ECR	GUE/NGL	EFD	NA	Others
29.16%	27.16%	8.12%	5.99%	5.59%	6.79%	3.46%	4.79%	8.92%
219	204	61	45	42	51	26	36	67

Previous projections of seats in the Parliament

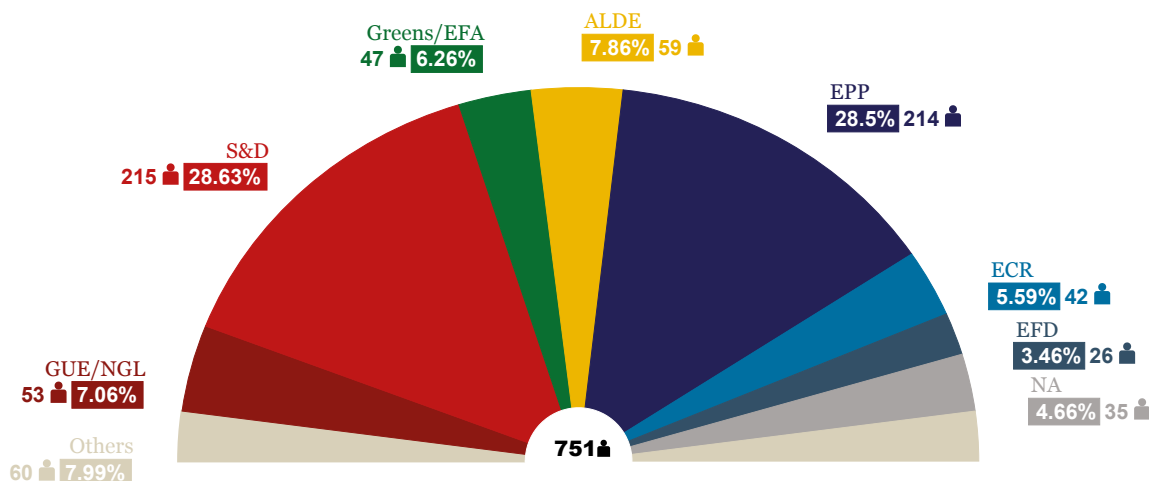
06-03-2014



Source: Collaboration between the EP and TNS Opinion

EPP	S&D	ALDE	Greens/EFA	ECR	GUE/NGL	EFD	NA	Others
28.10%	28.10%	7.99%	6.13%	5.73%	6.79%	3.33%	4.79%	9.05%
211	211	60	46	43	51	25	36	68

27-02-2014

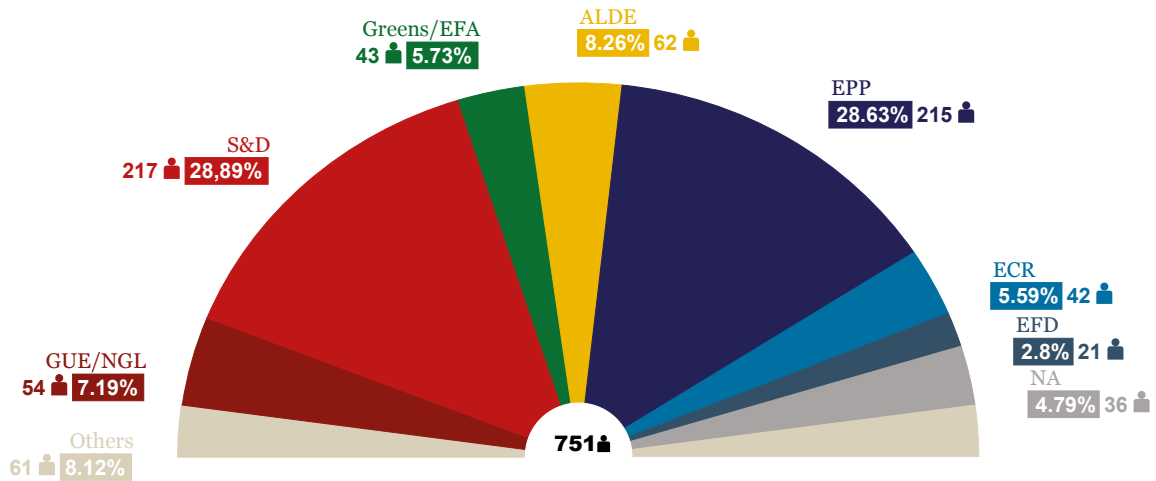


Source: Collaboration between the EP and TNS Opinion

EPP	S&D	ALDE	Greens/EFA	ECR	GUE/NGL	EFD	NA	Others
28.5%	28.63%	7.86%	6.26%	5.59%	7.06%	3.46%	4.66%	7.99%
214	215	59	47	42	53	26	35	60

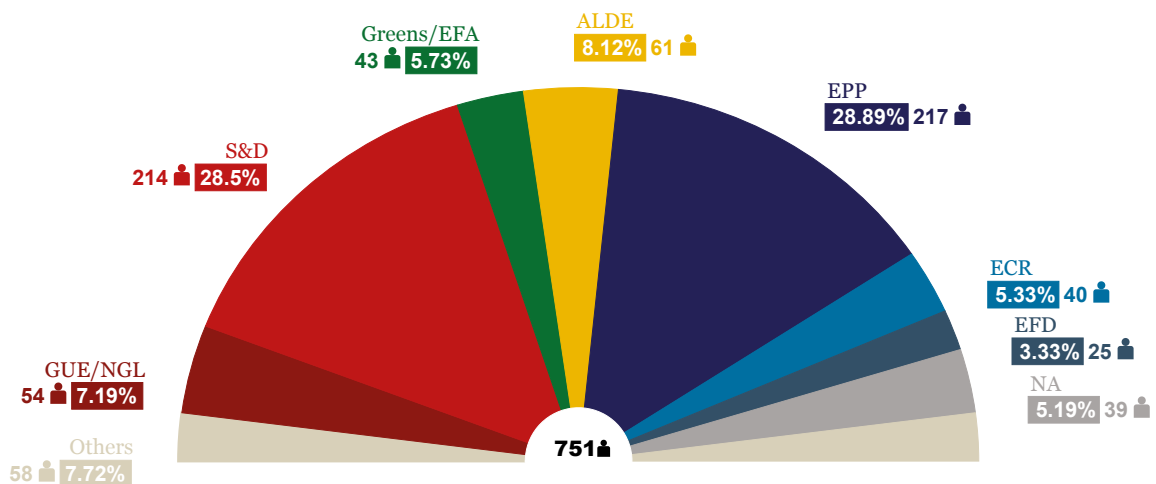
Previous projections of seats in the Parliament

20-02-2014



EPP	S&D	ALDE	Greens/EFA	ECR	GUE/NGL	EFD	NA	Others
28.63%	28.89%	8.26%	5.73%	5.59%	7.19%	2.8%	4.79%	8.12%
215	217	62	43	42	54	21	36	61

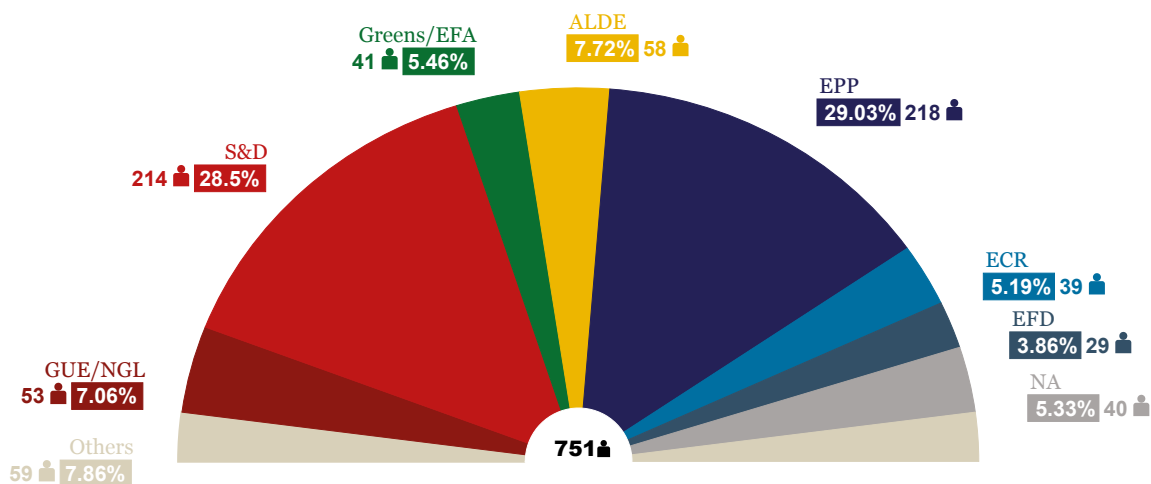
13-02-2014



EPP	S&D	ALDE	Greens/EFA	ECR	GUE/NGL	EFD	NA	Others
28.89%	28.5%	8.12%	5.73%	5.33%	7.19%	3.33%	5.19%	7.72%
217	214	61	43	40	54	25	39	58

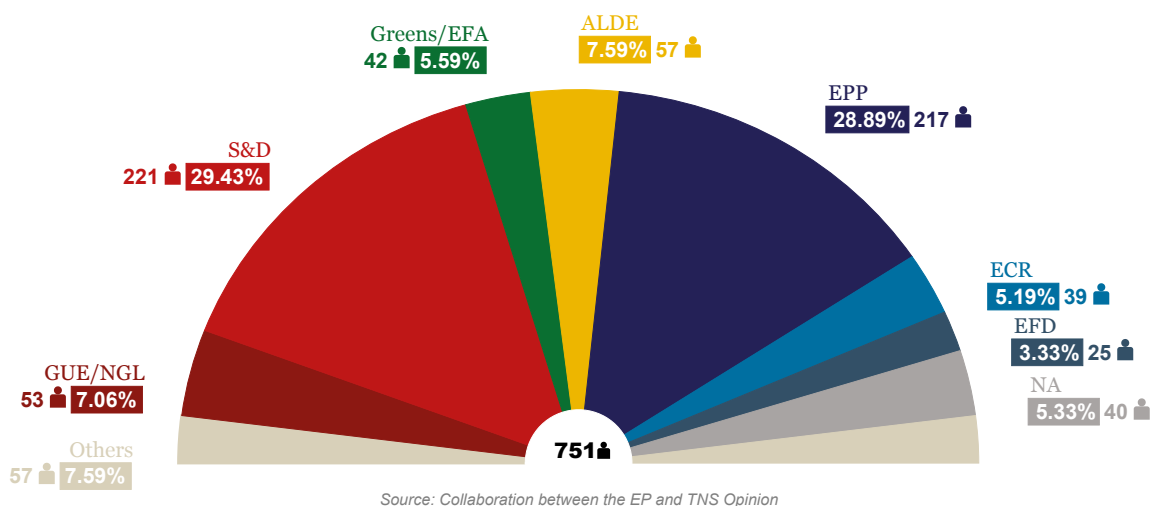
Previous projections of seats in the Parliament

07-02-2014



EPP	S&D	ALDE	Greens/EFA	ECR	GUE/NGL	EFD	NA	Others
29.03%	28.5%	7.72%	5.46%	5.19%	7.06%	3.86%	5.33%	7.86%
218	214	58	41	39	53	29	40	59

03-02-2014



EPP	S&D	ALDE	Greens/EFA	ECR	GUE/NGL	EFD	NA	Others
28.89%	29.43%	7.59%	5.59%	5.19%	7.06%	3.33%	5.33%	7.59%
217	221	57	42	39	53	25	40	57