

Principal
sponsor



2002 Season Guide

2002



2002

2002

*Incorporating 51st Year of
Results and Records*



He's checked his emails,
his share options

and the surf report.

[All before his morning dip]



To get the faster Internet experience
visit www.bigpond.com/broadband2
or FREECALL™ 1800 151 311.*

^ Comparison is made with a 28.8kbps modem. The speed of the Telstra BigPond broadband service will vary depending on: customer's operating system, volume of Internet traffic, capacity of the server on the sites visited and amount of simultaneous usage on the Telstra BigPond broadband network. †The type of broadband service available will depend on customer's geographic location. ~ Minimum package cost for 12 months continuous access and connection on Cable Blast Off plan is \$918.40 and 18 months is \$1178.40. 250MB per month usage included. Additional usage charged at 18.9 cents per MB up to 5gb, 17.5 cents per MB thereafter. Terms and conditions of service apply.* Free call from fixed phones. ™Trade mark of Telstra Corporation Limited ABN 33 051 775 556. TBPM0029

**Your Internet experience
can be up to 50 times
faster with broadband.**

- ▶ Available Australia-wide through either cable, ADSL or satellite, broadband Internet gives you the speed you need to get things done fast!
- ▶ There's no need to install a second phone line or dial-up every time you want to go online. And because broadband Internet isn't time based, you can stay online for longer.
- ▶ Choose from a great range of Telstra BigPond broadband plans. Once connected, plans start from \$54.95 a month for a cable connection.~

Telstra BigPond™ broadband

2002 Season Guide

TELSTRA A-SERIES & TELSTRA A-CHAMPIONSHIPS

INCORPORATING THE 51st YEAR OF RESULTS AND RECORDS

The 2002 Season Guide was produced by Athletics Australia (AA)

Marketing & Communications Department:

Marketing Director

Media Manager

Communications Manager

Marketing Officer - Running Australia

Personal Assistant - Marketing

Helen Soulsby

Stephen Lock

Alex Trewin

Robert Richard

Jan Tyrrell

Acknowledgments:

International Association of Athletics Federations

AA Statistician

AA Statisticians (Juniors)

AA Statistician (AVD)

AA Records Officer

Contributors

Paul Jenes

David Tarbotton and Dan Suchy

Neil Fuller

Ronda Jenkins

Peter Hamilton, Jilian Mulally

Athletics Australia Sponsors & Supporters:

Telstra, New Balance, IGA, Accor, TNT, Qantas, Australian Sports Commission, Australian Olympic Committee, Australian Paralympic Committee, Australian Commonwealth Games Association

Official Photographers:

Sport The Library

Phone: (61 3) 9646 9050

Printing:

Imaging Power

Phone: (61 3) 9824 2866

Cover Image:

Dmitri Markov, 2001 World Champion - Pole Vault



IGA are proud to announce our sponsorship of Youth Athletics - incorporating support for the Australian Youth Team, IGA Hot Tracks, IGA Team Athletics, IGA Schools Knockout Competition and the IGA Schools Championships. We use the term Play Athletics to represent our sponsorship.

As Australia's leading independent grocery brand, IGA has a vision for healthier communities.

Our partnership with Athletics Australia is one step towards achieving this vision.



Novotel ...home of athletics.



With 27 hotels and resorts throughout Australia and New Zealand, offering competitors and supporters consistently high standards, friendly service, and genuine value for money.

Located in prime business centres and popular resort destinations.

Georgie Clarke 2001 World Youth Champion 1500 metres.

NOVOTEL
IS PROUD TO BE
A PARTNER OF



Home of Athletics

Reservations telephone 1 300 65 65 65



A worldwide leader in hotels, tourism and services

CONTENTS

PREFACE

Acknowledgements	1
Contents	4
Message from Athletics Australia	5
Message from Telstra	6

CONTACT DIRECTORY

Australian Athletics Federation	7 - 8
Member Associations	9
State Institutes and Academies of Sport	10
High Performance	11 - 12
Media Contacts	13

CALENDAR

Australian Athletics Events	16 - 17
International Association of Athletics Federation (IAAF) Events	18

SELECTION CRITERIA 2002

Athletics Australia General Selection Policy	20 - 22
2002 Australian Team Selection Criteria & Standards	23 - 31

AUSTRALIAN SEASON 2002

Telstra A-Series Information	33 - 42
Past Athlete Award Winners	43 - 45
Meet Records	46 - 52
Australian Championships Placegetters 1987 - 2001	53 - 64

RESULTS IN 2001

Track and Field	
Australian Open and Under 20 Championships	65 - 72
Australian Combined Event Championships	73 - 74
Australian Club Championships	75 - 76
Australian Championships for Athletes with a Disability	77 - 79
Australian Youth Championships (U18, U16)	80 - 84
Grand Prix Meets	85 - 98
Cross Country, Road, Walks and Mountain Running Championships	99 - 103
IGA Australian All Schools Athletic Championships	104 - 118
IGA Australian Schools Knockout Cup Championships	119 - 125
Major International Competitions	126 - 133

RECORDS

Outdoor	135 - 147
Indoor	148 - 150

RANKINGS

Australian All Time Lists	151 - 185
Australian 2001 Open Lists	186 - 225
Australian 2001 Junior and Underage Lists	226 - 244

PROFILES

Full profiles	245 - 394
Potted profiles	395 - 406

AA LIFE MEMBERS AND MERIT AWARD RECIPIENTS

407 - 409

PUBLICATIONS

411 - 414

MEDIA AWARDS

415 - 417

MESSAGE FROM ATHLETICS AUSTRALIA

Athletics in Australia has been reinvigorated over the past two years.

We have seen the Olympic and Paralympic Games, the Goodwill Games and the IAAF Grand Prix Final - all on our shores over the past two years. The interest built from the professional and successful organisation of these events has ignited the sport in Australia.

In 2002 the fruits of this success will flow into an exciting new series showcasing Australia's top performers as they vie for Commonwealth Games selection and ultimately glory.

Athletics will remain in its purest essence, but what you will see is a new package of events, a developing contingent of new-age athletes and a drive to grow the sport out-of-stadium.

There is a new set of heroes in world champion Dmitri Markov, world championships medallist Bronwyn Eagles, walks star Nathan Deakes and young guns Georgie Clarke, Craig Mottram and Jana Pittman joining the household names of Cathy Freeman, Louise Sauvage, Tatiana Grigorieva and Matt Shirvington.

To harness this talent and public interest, Athletics Australia through the support of principal sponsor Telstra, support sponsors New Balance, IGA, Accor, Qantas and partners the Australian Sports Commission, Australian Commonwealth Games Association, Australian Olympic Committee and Australian Paralympic Committee presents the following new programs in 2002:

- Telstra A-Series - replacing the Telstra Athletics Grand Prix, this represents the biggest change in domestic competition for many years with more entertainment, tighter schedules and better competition.
- IGA Play Athletics - Athletics Australia's junior development program including Team Athletics for primary school children.
- Running Australia - a tiered structure of Australia's major Out of Stadium running events.

With a vision of success at the Commonwealth Games, IPC World Championships and World Junior Championships, Australia's athletes will be hungry to excel in the Telstra A-Series and Telstra A-Championships.

At the grass roots level, the sport is committed to promoting the important life skills of running, walking, jumping and throwing in schools right through to events for the everyday jogger and person seeking a healthy lifestyle.

As your support of athletics is valued highly, we hope you enjoy the year ahead and the programs that Athletics Australia is delivering.

Andrew Forrest
Chairman

MESSAGE FROM TELSTRA

As a principal sponsor of Athletics Australia, Telstra is delighted to support the 2002 Telstra A Series.

This important series promises to delight and inspire our sports loving nation, with the performances of our superb Australian athletes.

Telstra is proud to support these elite athletes – each a role model for young Australians, as they continue to demonstrate the discipline, team spirit and competitiveness required to reach this level of sporting achievement.

As with our young Australian athletes, Telstra is committed to being a world leader as we strive for excellence in everything we do. We do not underestimate the challenge of competition and aim to deliver an exceptional performance.

Telstra believes in putting back into the community. One way we do this is by supporting the development of athletics in this country, particularly providing Australians with access to some of this country's finest sports people.

As part of this year's Telstra A Series, we look forward to providing hundreds of Australian children with access to our elite athletes through a range of regional and metropolitan athletic clinics.

We wish all the athletes the best for this important series and we look forward to continuing to work with Athletics Australia to spread the pleasure that athletics brings to so many Australians.

David Moffatt
Chief Financial Officer
Telstra Corporation Limited

contact directory

Principal
sponsor



2002

AUSTRALIAN ATHLETICS FEDERATION

Athletics Australia

Suite 22, Fawkner Towers
431 St Kilda Road
Melbourne Victoria 3004
Australia
Phone: 03 9820 3511
Fax: 03 9820 3544
Email: athletics@athletics.org.au
Website: www.athletics.org.au

Australian Athletic Confederation

(Professional Foot Runners)
General Manager
PO Box 425
North Melbourne Victoria 3051
Phone: 03 9328 1751
Fax: 03 9329 1747

Australian Association of Veterans'

Athletics Clubs

c/- Stan Perkins, President
106 Silkwood Street
Algeria Queensland 4115
Phone: 07 3273 5792 (H)
Fax: 07 5564 0498

School Sport Australia

23 Snodgrass Crescent
Kambah ACT 2902
Postal:
PO Box 1112
Tuggeranong ACT 2901
Phone: 02 6205 9153
Fax: 02 6205 9154

Australian Track and Field

Coaches Association

Administration Secretary
Office 1.10
Sports House
Corner Castlemaine and Caxton Streets
Milton Queensland 4064
Phone: 07 3368 3033
Fax: 07 3368 3037
E-mail: atfca@eis.net.au

Australian Little Athletics Association

Correspondence to:
Administration & Finance Director
3 Watts Road
Dawesville Western Australia 6210
Phone: 08 9582 1898
Fax: 08 9582 1558

Australian University Sport

Zurich House
Level 3, 201 Leichhardt Street
Spring Hill Queensland 4000
Postal:
PO Box 939
Spring Hill Queensland 4004
Phone: 07 3832 9874
Fax: 07 3832 9879

MEMBER ASSOCIATIONS

Australian Capital Territory

ACT Athletics

Executive Director: Ken Eynon

President: Owen Heness

Sports House

Maitland Street

Hackett ACT 2602

Phone: 02 6247 1504

Fax: 02 6247 1507

Email: actathletics@ausport.gov.au

(Office hours: 10am - 2pm)

New South Wales

Athletics New South Wales

Chief Executive Officer: TBA

President: Ralph Doubell

Sports House,

Wentworth Park Raceway

Ultimo, New South Wales 2007

Postal:

PO Box 723

Glebe, New South Wales 2037

Phone: 02 9552 1244

Fax: 02 9552 1987

Email: info@dsr.nsw.gov.au

Queensland

Queensland Athletics

Executive Director: Steven Pitt

President: Peter Hannan

QEII Stadium

Kessels Road

Nathan Queensland 4111

Postal:

PO Box 249

Sunnybank, Queensland 4109

Phone: 07 3343 5653

Fax: 07 3349 6218

Email: qldaths@gil.com.au

Victoria

Athletics Victoria

Executive Director: Don Blyth

President: John Higham

No. 1 Ground

Olympic Park Athletic Track

Swan Street

Melbourne, Victoria 3004

Phone: 03 9428 8195

Fax: 03 9427 9183

Email: info@athsvic.org.au

Northern Territory

Northern Territory Athletics

General Manager: Phillip Stoneman

President: Steve Hatton

Arafura Stadium, Abala Road

Marrara, Northern Territory 0810

Postal:

PO Box 105

Sanderson, Northern Territory 0812

Phone: 08 8945 1979

Fax: 08 8945 2172

Email: ntaths@bigpond.com.au

South Australia

Athletics South Australia

Executive Officer: TBA

President: Tony Keynes

Santos Stadium

Railway Terrace

Mile End, South Australia 5031

Postal:

PO Box 84

Torrensville, South Australia 5031

Phone: 08 8238 3200

Fax: 08 8238 3222

Email: aths-sa@terra.net.au

Tasmania

Athletics Tasmania

General Manager: Gordon Jablonski

President: Terry Mahoney

Domain Athletic Centre

Upper Domain Road

Glebe, Tasmania 7000

Postal:

GPO Box 2051

Hobart, Tasmania 7001

Phone: 03 6234 9551

Fax: 03 6231 1056

Email: athleticstas@tassie.net.au

Western Australia

Athletica

Chief Executive Officer: Chilla Porter

President: Peter Bacich

Perry Lakes Stadium, Meagher Drive

Floreat, Western Australia 6014

Postal

PO Box 157

Floreat Forum, Western Australia 6014

Phone: 08 9287 1200

Fax: 08 9287 1300

E-mail: athswest@vianet.net.au

STATE INSTITUTES & ACADEMIES OF SPORT - ATHLETICS

Tasmania

Tasmanian Institute of Sport
PO Box 93
Prospect TAS 7250
Phone: 03 6336 2202
Fax: 03 6336 2211

Northern Territory

NT Institute of Sport
PO Box 40844
Casuarina NT 0811
Phone: 08 8922 6817
Fax: 08 8922 6800

Queensland

QLD Academy of Sport
C/- Queensland Athletics
PO Box 249
Sunnybank QLD 4109
Phone: 07 3349 2328
Fax: 07 3349 2800

South Australia

SA State Institute of Sport
PO Box 219
Brooklyn Park SA 5032
Phone: 08 8416 6650
Fax: 08 8416 6755

Victoria

Victorian Institute of Sport
PO Box 828
South Melbourne VIC 3205
Phone: 03 9699 8055
Fax: 03 9699 7690

New South Wales

NSW Institute of Sport
PO Box 476
Sydney Markets NSW 2129
Phone: 02 9763 0244
Fax: 02 9763 0250

Australian Capital Territory

Australian Institute of Sport
Track & Field Office
PO Box 176
Belconnen ACT 2616
Phone: 02 6214 1233
Fax: 02 6214 1639

Western Australia

WA Institute of Sport
PO Box 139
Claremont WA 6010
Phone: 08 9387 8166
Fax: 08 9383 7344

HIGH PERFORMANCE CONTACTS

Athletics Australia

Keith Connor – Athletics Australia (AA) Head Coach
(B) 02 9245 2093 (M) 0438 604 595
keith.connor@athletics.org.au

Kathryn Periac – AA High Performance Manager
(B) 03 9820 3511 (M) 0438 604 577
kathryn.periac@athletics.org.au

David Tarbotton – AA High Performance Administrator
(B) 02 9245 2093 (M) 0438 604 589
tarby@optusnet.com.au

Emma Lappin – AA High Performance Officer
(B) 03 9820 3511 (M) 0419 526 367
emma.lappin@athletics.org.au

Scott Goodman – Athletes with a Disability Head Coach
(B) 02 6214 1824 (M) 0438 604 578
scott.goodman@ausport.gov.au

Margy Galloway – AA Sports Science Coordinator
(B) 02 9763 0202 (M) 0407 950 899
mgalloway@dsr.nsw.gov.au

Bruce Hamilton – AA Sports Medicine Coordinator
(M) 0411 895 959
bruce.hamilton@ausport.gov.au

Brent Kirkbride – AA Sports Medicine Coordinator
(B) 02 9764 3131 (M) 0412 363 553
ssmc@ozemail.com.au

New South Wales

Rob Medicott – NSWIS Coordinator
(B) 02 9763 0244 (M) 0438 604 610
rmedicott@dsr.nsw.gov.au

Michael Khmel – NSWIS Coach
(B/M) 0438 604 615
mkhmel@dsr.nsw.gov.au

Rudolf Sopko – NSWIS Coach
(B) 02 9981 4353 (M) 0438 604 632
rsopko@dsr.nsw.gov.au

Jackie Byrnes – NSWIS Coach
(B) 02 9972 9197 (M) 0409 441 956
jbyrnes@dsr.nsw.gov.au

Queensland

Matt Favier – QAS Athletics Program Manager
(B) 07 3404 3200 (M) 0418 130 400

Andrew Dawes – Wheelchair Track and Road Coach
(B) 02 9763 0218 (M) 0408 506 030
andrewd@dsr.nsw.gov.au

Robbie Bolton – AWD Distance Running Coach
(B) 02 6272 4587
robbiebolton@hotmail.com

Brett Jones – AWD Sprints / Jumps Coach
(B) 07 3253 3333 (M) 0412 357 773
brett@sportingwheelies.org.au

Australian Capital Territory

Chris Nunn – AIS Head Coach
(B) 02 6214 1452 (M) 0438 604 634
chris.nunn@ausport.gov.au

Louise Mogg – AIS Track and Field Coordinator
(B) 02 6214 1233 (M) 0417 571 457
louise.mogg@ausport.gov.au

Ron Weigel – AIS Coach
(B) 02 6214 1413 (M) 0417 453 144
ron.weigel@ausport.gov.au

Esa Peltola – AIS Coach
(B) 02 6214 1731 (M) 0412 000 158
epeltola@ausport.gov.au

Craig Hilliard – AIS Coach
(B) 02 6214 1276 (M) 0411 237 907
craig.hilliard@ausport.gov.au

Richard Telford – AIS Coach
(B) 02 6214 1569 (M) 0411 237 908
rtelford@ausport.gov.au

South Australia

Graham Boase – SASI Head Coach
(B) 08 8416 6650 (M) 0401 124 003
boase.graham@saugov.sa.gov.au

Nik Hagicostas – Coach
(B) 08 8416 6649 (M) 0413 865 200
hagicostas.nik@saugov.sa.gov.au

Vassili Grichtchenkov – Coach
(B) 08 8416 6755 (M) 0401 123 979
grichtchenkov.vassili@saugov.sa.gov.au

Western Australia

Steve Lemke – WAIS Head Coach
(B) 08 9387 8166 (M) 0438 604 638
slemke@wais.org.au

Alex Parnov – National Jumps Coach
(B) 08 9387 8166 (M) 0402 309 926
aparnov@wais.org.au

Lyn Foreman – National Sprints / Relays Coach
(B) 08 9387 8166 (M) 0438 604 601
lforeman@wais.org.au

Tasmania

Di Barnes – TIS Head Coach
(B) 03 6234 9551 (M) 0438 604 594
kchettle@southcom.com.au

Victoria

Eric Hollingsworth – VIS Head Coach
(B) 03 9699 8055 (M) 0403 014 608
eric.hollingsworth@vis.org.au

Peter Fortune – National Distance Coach
(B) 03 9427 9917 (M) 0412 369 867
peter.fortune@vis.org.au

Bruce Scriven – National Distance Coach
(M) 0412 652 671
scrivo@primus.com.au

Sandro Bisetto – National Jumps Coach
(B) 9823 7119 (M) 0438 604 622
sandrob@bigpond.com

Mark Stewart – National Jumps Coach
(B) 03 9925 5879 (M) 0438 604 625
markfstewart@hotmail.com

Efim Shurvatesky – National Combined Events Coach
(M) 0412 947 638

Roy Boyd – National Hurdles Coach
(M) 0413 994 162
royboyd@dingoblue.net.au

Northern Territory

Sean Cooke – NTIS Athlete & Coach Coordinator
(B) 08 8922 6811
sean.cooke@nt.gov.au

MEDIA CONTACTS

Athletics Australia

Stephen Lock
Media Manager
Athletics Australia
Ph: 03 9820 3511
Fax: 03 9820 3544
Mob: 0438 604 584
Email: stephen.lock@athletics.org.au

Simon Allatson
Chief Executive Officer
Athletics Australia
Ph: 03 9820 3511
Fax: 03 9820 3544
Mob: 0438 604 582
Email: simon.allatson@athletics.org.au

Helen Soulsby
Marketing Manager
Athletics Australia
Ph: 03 9820 3511
Fax: 03 9820 3544
Mob: 0438 604 590
Email: helen.soulsby@athletics.org.au

Keith Connor
Head Coach
Athletics Australia
Ph: 02 9245 2093
Fax: 03 9820 3544
Mob: 0438 604 595
Email: keith.connor@athletics.org.au

Telstra

Kari Lyall
General Manager - Sponsorship Events
Telstra
Ph: 03 9634 8766
Fax: 03 9634 8444
Email: kari.lyall@team.telstra.com

Tracey Capper
Sponsorship and Events
Telstra
Ph: 03 9634 8766
Fax: 03 9634 8444
Mob: 0417 341 146
Email: Tracey.A.Capper@team.telstra.com

The Athletics Australia CEO and Head Coach are the spokespersons on the following issues:

Simon Allatson	Governance and Strategy, Business and Management, Marketing/Branding and Sponsorship, Doping, Legal, Finance
Keith Connor	High Performance, Coaches/Coaching, Australian Teams, Athlete Development

ATHLETICS AUSTRALIA ONLINE

For the latest news and information from Athletics Australia and the Telstra A-Series, head to Athletics Australia's website at:

www.athletics.org.au

BELIEVE IT.

ACHIEVE IT.

calendar

Principal
sponsor



2002

AUSTRALIAN ATHLETICS EVENTS

JANUARY

5	New South Wales Club Championships	Sydney Athletics Centre, Homebush NSW
5-6	New South Wales Multi Event Championships	Sydney Athletics Centre, Homebush NSW
12	Tasmanian Club Championships	Penguin, Burnie TAS
12	Portsea Twilight	Mornington Pen. VIC
12	CALEDONIAN INVITATIONAL T&F MEET	DUNEDIN NEW ZEALAND
12-13	South Australian Multi Event Championships	Santos Stadium, Mile End SA
12-18	OCEANIA VETERANS CHAMPIONSHIPS	GEELONG VIC
16	CANTERBURY INVITATIONAL T&F MEET	CHRISTCHURCH NEW ZEALAND
19	COOKS GARDEN CLASSIC T&F MEET	WANGANUI NEW ZEALAND
19-20	New South Wales Country Championships	Newcastle NSW
19-20	Western Australian Multi Event Championships	Perry Lakes Stadium, Floreat WA
21	TARANAKI CLASSIC T&F MEET	INGLEWOOD, NEW ZEALAND
24	SELECTION TRIALS FOR WORLD CROSS COUNTRY CHAMPIONSHIPS	BUNDOORA VIC
25-30	Summer Down Under Series	Sydney NSW
26	SYLVIA POTTS CLASSIC T&F MEET	HASTINGS NEW ZEALAND
26-27	Victorian Country Championships	Bendigo VIC

FEBRUARY

1-3	New South Wales Open, U20 & Veterans Track & Field Championships	SAC, Homebush NSW
1-3	Queensland Multi Event Championships	(venue tba) QLD
2	NORTHSPOURT CLASSIC T&F MEET	NORTH SHORE NEW ZEALAND
2-3	Western Australian Track & Field Championships	Perry Lakes Stadium, Floreat WA
2-3	Tasmanian Multi Event Championships	Domain Athletic Centre, Glebe TAS
6	PORRITT CLASSIC T&F MEET	HAMILTON NEW ZEALAND
8	TELSTRA A-SERIES > CANBERRA [IAAF Permit Meet]	AIS ATHLETIC TRACK BRUCE ACT
10	TELSTRA A-SERIES > CAMPBELLTOWN	CAMPBELLTOWN ATHLETIC CENTRE NSW
15-17	Queensland Track & Field Championships	(venue tba) QLD
16-17	Victorian Youth Track & Field Championships	Olympic Park, Melbourne VIC
16-17	Tasmanian Track & Field Championships	Domain Athletic Centre, Glebe TAS
23	TELSTRA A-SERIES > NEWCASTLE	NORTHPOWER HUNTER SPORTS CENTRE TRACK, GLENDALE NSW
27	South Australian Senior & Youth Track & Field Championships	Santos Stadium, Mile End SA

MARCH

1-3	South Australian Senior & Youth Track & Field Championships	Santos Stadium, Mile End SA
1-3	Victorian Open & U20 Track & Field Championships (including AWD)	Olympic Park, Melbourne VIC
1-3	NEW ZEALAND T&F CHAMPIONSHIPS	ERICSSON STADIUM, AUCKLAND NZL
2	AUSTRALIAN 100KM ROAD CHAMPIONSHIPS	CANBERRA ACT
2-3	New South Wales U14, U16 & U18 Track & Field Championships	SAC, Homebush NSW
3	Botany Bay Gift	Sydney NSW
7	TELSTRA A-SERIES > MELBOURNE TRACK CLASSIC [IAAF GP II MEET]	OLYMPIC PARK MELBOURNE VIC
9	TELSTRA A-SERIES > HOBART	DOMAIN ATHLETIC CENTRE, GLEBE TAS
9-10	Tasmanian Little Athletics Championships	St Leonards, Launceston TAS
15-17	ACT Track & Field Championships	AIS Athletic Track, Bruce ACT
15-17	Queensland Little Athletics Championships	ANZ Stadium, Brisbane QLD
16	TELSTRA A-SERIES > PERTH	PERRY LAKES STADIUM, FLOREAT WA
16-17	Victorian Little Athletics Championships	Olympic Park, Melbourne VIC
16-17	New South Wales Little Athletics Championships	SAC, Homebush NSW
16-17	South Australian Little Athletics Championships	Santos Stadium, Mile End SA
22-24	IGA AUSTRALIAN YOUTH ATHLETICS CHAMPIONSHIPS	SANTOS STADIUM, MILE END SA
23	TELSTRA A-SERIES > ADELAIDE	SANTOS STADIUM, MILE END SA
23-24	30TH IAAF WORLD CROSS COUNTRY CHAMPIONSHIPS	DUBLIN IRELAND
23-24	ACT Little Athletics Championships	AIS Athletic Track, Bruce ACT
23-24	Western Australian Little Athletics Championships	Perry Lakes Stadium, Floreat WA
29-31	AUSTRALIAN MASTERS ATHLETICS CHAMPIONSHIPS	SANTOS STADIUM, MILE END SA
23-24	30TH IAAF WORLD CROSS COUNTRY CHAMPIONSHIPS	DUBLIN IRELAND

APRIL

30 Mar-1	Stawell Gift	Stawell VIC
6	Tasmanian Relay Championships	St Leonards, Launceston TAS
11-12	TELSTRA AUSTRALIAN COMBINED EVENTS CHAMPIONSHIPS	ANZ STADIUM
11-14	TELSTRA A-CHAMPIONSHIPS	BRISBANE QLD
	Selection Trials for World Junior Championships & Commonwealth Games	
11-14	TELSTRA AUSTRALIAN ROAD WALKING CHAMPIONSHIPS	BRISBANE QLD
(date tbc)	[Men's 20km Road Walk & Women's 20km Road Walk]	
	Selection Trials for World Race Walking Cup & Commonwealth Games	
14	New Balance Canberra Marathon	Telopea Park School, Canberra ACT
15	TELSTRA AUSTRALIAN CLUB CHAMPIONSHIPS	ANZ STADIUM, BRISBANE QLD
21	AUSTRALIAN LITTLE ATHLETICS	
	TEAMS & MULTI EVENT CHAMPIONSHIPS	SANTOS STADIUM, MILE END SA
28	The Great Train Race	Belgrave VIC

MAY

5	TELSTRA AUSTRALIAN MEN'S 50KM ROAD WALKING CHAMPIONSHIP	Albert Park, VIC
	Selection Trial for World Race Walking Cup & Commonwealth Games	
5	11TH IAAF WORLD HALF MARATHON CHAMPIONSHIPS	BRUSSELS BELGIUM
12	Mothers' Day Classic	The Tan Track, Melbourne VIC
19	City to Casino	Glenorchy TAS
26	Brauer Barossa Half Marathon	Tanunda SA
26	Sydney Morning Herald Half Marathon	Sydney NSW
19-7 June	WORLD SCHOOL GAMES	CAEN FRANCE

JUNE

9	TELSTRA AUSTRALIAN MEN'S U20 10KM ROAD WALKING CHAMPIONSHIPS	CANBERRA ACT
16	New Balance Lap of the Lake	Albert Park Lake, Melbourne VIC
21	IAU 100KM WORLD CHALLENGE	TOURHOUT BELGIUM

JULY

7	Gold Coast Marathon	Gold Coast QLD
16-21	IAAF WORLD JUNIOR CHAMPIONSHIPS IN ATHLETICS	KINGSTON JAMAICA
16-28	IPC WORLD ATHLETICS CHAMPIONSHIPS FOR ATHLETES WITH A DISABILITY	LILLE FRANCE
28	Sutherland to Surf	Sutherland NSW
25-4 Aug	COMMONWEALTH GAMES	MANCHESTER GREAT BRITAIN

AUGUST

6-11	EAA EUROPEAN CHAMPIONSHIPS	MUNICH GERMANY
11	Sun Herald City to Surf	Sydney NSW
25	Perth City to Surf	Perth WA

SEPTEMBER

1	Noosa Half Marathon	Noosa QLD
14	18TH IAAF GRAND PRIX FINAL	PARIS FRANCE
14-15	WMRA WORLD MOUNTAIN RUNNING TROPHY	INNSBRUCK AUSTRIA
15	Advertiser City to Bay	Adelaide SA
20-21	9TH IAAF WORLD CUP	MADRID SPAIN
29-4 Oct	AUSTRALIAN UNIVERSITY GAMES	ADELAIDE SA

OCTOBER

5-13	WORLD MASTERS GAMES	MELBOURNE VIC
12-13	20TH IAAF WORLD RACE WALKING CUP	TURIN ITALY
13	Skilled Burnie Ten	Burnie TAS

NOVEMBER

2	New Balance Bolt	Noosa QLD
---	------------------	-----------

DECEMBER

5-8	IGA AUSTRALIAN ALL SCHOOLS ATHLETICS CHAMPIONSHIPS	HOBART TAS
10	IGA SCHOOLS KNOCKOUT NATIONAL FINAL	LAUNCESTON TAS
12-14	OCEANIA OPEN & UNDER 18 CHAMPIONSHIPS	CHRISTCHURCH NEW ZEALAND

INTERNATIONAL ASSOCIATION OF ATHLETICS FEDERATIONS EVENTS

This calendar lists all of the IAAF World Athletics Series, Golden League, Grand Prix and Grand Prix II meets for 2002. The latest IAAF news and calendar is at www.iaaf.org

FEBRUARY

8 IAAF Outdoor Permit Meeting Canberra, Australia

MARCH

7 IAAF Grand Prix II Melbourne, Australia

23/24 30th IAAF World Cross Country Championships Dublin, Ireland

APRIL

12 IAAF Grand Prix II Pretoria, South Africa

19 IAAF Outdoor Permit Meeting Cape Town, South Africa

27 IAAF Outdoor Permit Meeting Fort de France, France

MAY

5 IAAF Grand Prix Rio de Janeiro, Brazil

5 11th IAAF World Half Marathon Championships Brussels, Belgium

11 IAAF Grand Prix Osaka, Japan

15 IAAF Grand Prix Doha, Qatar

18 IAAF Outdoor Permit Meeting Portland, USA

26 IAAF Grand Prix Eugene, USA

JUNE

2 IAAF Grand Prix II Hengelo, Netherlands

5 IAAF Outdoor Permit Meeting Milan, Italy

8 IAAF Outdoor Permit Meeting Torino, Italy

8 IAAF Grand Prix II Sevilla, Spain

8 IAAF Grand Prix Palo Alto, USA

9 IAAF Outdoor Permit Meeting Moscow, Russia

10 IAAF Grand Prix Athens, Greece

11 IAAF Grand Prix II Bratislava, Slovakia

13 IAAF Grand Prix II Helsinki, Finland

16 IAAF Outdoor Permit Meeting Lille, France

25 IAAF Grand Prix Nice, France

28 Golden League Oslo, Norway

30 IAAF Grand Prix II tbd, Great Britain

JULY

2 IAAF Grand Prix Lausanne, Switzerland

5 Golden League Paris, France

8 IAAF Grand Prix II Zagreb, Croatia

12 Golden League Rome, Italy

14 IAAF Outdoor Permit Meeting Budapest, Hungary

16 IAAF Grand Prix Stockholm, Sweden

16-21 IAAF World Junior Championships Kingston, Jamaica

19 Golden League Monaco, Monte Carlo

24 IAAF Outdoor Permit Meeting Thessaloniki, Greece

AUGUST

16 Golden League Zurich, Switzerland

19 IAAF Grand Prix II Linz, Austria

23 IAAF Grand Prix London, Great Britain

30 Golden League Brussels, Belgium

SEPTEMBER

6 Golden League Berlin, Germany

8 IAAF Grand Prix II Rieti, Italy

14 18th IAAF Grand Prix Final Paris, France

20-21 9th IAAF World Cup Madrid, Spain

16 IAAF Outdoor Permit Meeting Yokohama, Japan

OCTOBER

12-13 20th IAAF World Race Walking Cup Torino, Italy

selection criteria 2002

Principal
sponsor



2002

ATHLETICS AUSTRALIA GENERAL SELECTION CRITERIA

General

- I. The Selection Committees shall only have regard to athletic performances that are properly verified performances. It shall be part of the duty of the Athletics Australia Statistician, to keep the Selection Committees advised of current performances of athletes who may be under consideration for selection. To this end, it is most important that each Member Association keeps the Athletics Australia Statistician supplied with information relevant to performances of their respective athletes. Such information shall include:

- the date of competition
- the weather conditions
- wind gauge readings where appropriate
- the place of competition and type of track
- the date of birth of the athlete concerned
- the method of timekeeping used, in running or walking events

In furnishing material to the Selectors, the Statistician may furnish them with performances that took place overseas, if the same appear in journals recognised by the Association of Track & Field Statisticians, or information relevant to such performances are verified by the controlling body of the meeting.

Member Associations are asked to make every effort to ensure that wind gauges are available and in use at all meetings in which athletes in line for selection are likely to compete. If available, Member Associations are asked to use electronic photo or video timing for events where qualifying or other selection enhancing performances can be reasonably foreseen.

2. Except where a selection trial is held for selection and the particular selection criteria for the team states otherwise, no one performance or place in a particular event or competition, shall result in an athlete gaining automatic selection as a member of a team.
3. To be selected in any Australian team to major competitions, there is an overriding requirement for athletes to have participated in:
 - Australian Championships
 - State / Territory Championships
 - the Australian Grand Prix Series & international meetings conducted in Australia
 - other meetings designated by the AA Board or a Selection Committee
4. During the period between the announcement of the team and the date of departure, athletes must demonstrate that they are physically fit, be performing well and likely to compete at a level appropriate to the competition(s) for which they have been selected.

During the period between the announcement of the team and the date of departure, assessment shall be made from time to time as to the selected athletes' standard of fitness, their progress in training and their preparedness for the event in which they have been selected. Such assessment shall be directed and be under the control of the Athletics Australia Head Coach. If, as a result of such assessment, it is considered by the Manager, after consultation with the other Team Officials, that by reason of ill health, injury or some other matter, a selected athlete has not maintained his or her fitness or standard of performance so as to be able to represent Australia at a standard comparable to that exhibited so as to gain selection, the Manager shall immediately notify the Athletics Australia Head Coach, who shall have the power to withdraw that athlete from the team.

5. All athletes must be persons proved eligible and appropriate to represent Australia.
6. Where a designated trial is to be conducted immediately prior to the announcement of the team, all athletes wishing to be selected must compete in such trial in the event(s) for which they wish to be selected, unless they have specific exemption from the CEO in consultation with the appropriate Selection Committee. Exemption will usually only be given if the athlete is a permanent resident outside of Australia; for some proper medical reason or special compassionate reason. The CEO may require an athlete to undergo a medical examination by a medical officer nominated by him.

7. An athlete residing outside of Australia, who wishes to be selected in Australian teams, must provide to the Selection Committee, through the High Performance Manager, performances verified by the National Federation under whose jurisdiction such performances were made.

8. Where practicable, there shall be a trial for all road events. The date and place of the trial shall be announced by Athletics Australia as soon as practicable before the competition concerned and may be incorporated in an Australian championship or other recognised existing event.

9. *Olympic Games, Commonwealth Games, World Championships (including Junior & Indoor Championships)*

In the year preceding each of the World Championships, Olympic Games and Commonwealth Games, there shall be, announced by the Selection Committees as soon as practicable, graded standards of performance by which the quality of an athlete's performance may be considered by a Selection Committee during the qualifying period set down by the appropriate body or the committee as the case may be. No wind aided performances shall be considered. Such standards shall be:

(a) A top standard which shall be an international standard fixed by the Selectors, having regard for the Australian standard of performance in such event and world standards. It may be above the championship's qualifying standard, where appropriate.

(b) The qualifying standard issued by the body controlling the Championship where appropriate, eg: the Olympic Games qualifying standard.

At the time of the announcement of such standards, Athletics Australia shall, if possible, announce the date on which the team will be selected for the competition concerned.

Particular regard shall be had by the Selectors to the attainment of such standards at the meetings listed in clause 3 held during the current season. When the announcement of the team is immediately preceded by a specially nominated trial meeting, performances thereat shall be regarded by the Selectors to be of paramount importance.

10. International Invitations

When an invitation is received by Athletics Australia for a specific number of athletes (who are not named) to compete overseas or for an athlete or athletes (who are not named) to compete in a particular event, Athletics Australia shall refer that invitation to the relevant Selection Committee. They shall submit to Athletics Australia, the names of athletes who he/she considers to be of sufficient standard to represent Australia at such meeting or in such event. Such athletes as named by the Selection Committee shall be ranked by them. Athletics Australia shall ascertain the availability of such athletes to compete overseas in accordance with the list and priority named by the Chairman.

11. Team Events

If, in the opinion of a Selection Committee, the overall standard of available athletes does not warrant a team being selected, any athletes who have achieved automatic selection in accordance with the published criteria, will be notified accordingly.

If, after the date of the selection of any team for a team event, withdrawals for any reason make a team uncompetitive or incomplete, and suitable available replacements cannot be found by the Selection Committee, the affected team may be withdrawn and the selected athletes notified accordingly.

If the organisers of the competition permit individuals to be entered, the Committee may nominate suitable qualified individuals.

12. Age Limits

An athlete shall not be selected to represent Australia unless he/she will have attained the age of fourteen (14) years by the opening day of the competition (if in Australia) or tour (if overseas).

An athlete shall not be selected to represent Australia in any event over a distance greater than a half marathon, unless he/she will have attained the age of eighteen (18) years on the day of competition.

13. Female athletes who achieve qualifying performances in mixed races must demonstrate that they can achieve similar performances in female only races.

14. Track Relay Teams

Teams may only be selected where the Selection Committee is of the opinion that at least five (5) available athletes are of the standard required. Five (5) athletes will in general be selected for each relay team.

Where the Selection Committee is of the opinion that a relay team will be competitive, a team may be selected. Where practicable, a training squad should be selected as far in advance as possible. Commitment to the squad will be an important factor in final selection.

15. Any athlete seeking or having achieved selection, must keep the High Performance Manager of Athletics Australia, informed at all times of their contact address and phone numbers and of any changes thereto, particularly whilst overseas for any reason. Failure to do so may result in the withdrawal of the athlete from this and subsequent teams.

**Nomination Criteria for
2002 COMMONWEALTH GAMES
MANCHESTER, ENGLAND JULY 26 - 31**

Athletics Australia has adopted these nomination criteria to select athletes for nomination to the Australian Commonwealth Games Association (ACGA) for inclusion in the 2002 Commonwealth Games Team as provided for in the Commonwealth Games Federation Constitution. All athletes nominated to the ACGA for inclusion in the Team will be required to sign the ACGA's 2002 Commonwealth Games Team Agreement as a pre-condition for selection.

An athlete must be an Australian citizen to be eligible for selection in Australian Commonwealth Games Teams.

Athletics Australia's overall philosophy for selecting major international teams should be noted. Athletics Australia is committed to selecting only those athletes whose current results and/or previous major international results indicate that the athlete is capable of finishing, at a minimum, in the top 16 on the world level. For relay teams this expectation is a top 8 finish. The reality of weaker standards within the Commonwealth in some events has however also been considered when determining this nomination criteria. To maintain its record as the number one athletics nation in the Commonwealth Athletics Australia must also pick athletes who can potentially win medals, even where their performance standard on the international scale is not equivalent with the general philosophy of performance based selection.

I. SELECTION

The selection trials for all events (except Marathon and 50km Walk) will be the Telstra Australian Open Track and Field Championships to be conducted in Brisbane in March/April 2002. The 50km Walk trial will be conducted in May 2002 (to be confirmed).

All athletes selected for individual events must make themselves available for relays if required.

I.1 PRE-SELECTION

A small number of athletes will be pre-selected for the Commonwealth Games. To be considered for pre-selection athletes must finish in the top 8 at the 2001 World Track and Field Championships in Edmonton.

I.2 INDIVIDUAL EVENTS (EXCEPT MARATHONS)

I.2.1 Automatic Selection (Subject to clauses I and I.5):

- *Where no athletes have been pre-selected:*

For all events where no athletes have been pre-selected, the winner of the trial will be an automatic selection provided s/he has attained the Commonwealth "A" standard (in legal conditions) in the qualifying period.

The second placegetter will also be an automatic selection provided s/he has attained the Commonwealth "A" standard (in legal conditions) in the qualifying period and the first placegetter is automatically selected.

- *For events where one athlete has been pre-selected:*

For all events where one athlete has been pre-selected, the winner of the trial will be an automatic selection provided s/he has attained the Commonwealth "A" standard (in legal conditions) in the qualifying period.

- *For events where two athletes have been pre-selected:*

There will be no automatic selections.

1.2.2 Remaining Selection

Remaining places may generally be filled by the Selectors at their discretion based on the following criteria:

- the next highest finishing athlete provided s/he has attained the Commonwealth "A" standard (in legal conditions) in the qualifying period.

And/or

- An athlete who has attained the Commonwealth "B" standard in legal conditions on two occasions (once only for combined events, walks, 5000m, 10000m) during the Trials or has previously done so since 1st December 2001 and is showing progression towards an A qualifier.

And/or

- Where there are no A qualified or pre-selected athletes the winner of the Trial provided s/he has attained the Commonwealth "B" standard (in legal conditions) on two occasions (once only for combined events, walks, 5000m, 10000m) since 1st December 2001 and is showing progression towards an A qualifier.

Athletes who fail to compete in the events mentioned in 1.5.2 because of illness or injury may still be selected provided all other qualifying conditions have been met and they notified the Athletics Australia High Performance Manager in advance of their non-participation. *A medical certificate provided by a doctor authorised by Athletics Australia will be required.*

1.3 MARATHON EVENTS

1.3.1 Up to a maximum of two athletes per event may be selected by attaining the Commonwealth Games "A" standard during the qualifying period (from 1st April 2001) and finishing in the first 16 places in the 2001 World Championship marathon.

1.3.2 Remaining Selection

Where places remain in the team after 1.3.1 all other athletes who have achieved the Commonwealth Games A or B Qualifying standard after April 1st 2001 in a certified/recognised marathon will be considered by the selectors. The athlete's career performances will be strongly considered when electing the remaining places.

1.4 RELAYS

In the case of relays, there must be an expectation that the team chosen will finish in the first five. Also, a team will only be chosen where a minimum of four athletes have attained the Commonwealth Games B Qualifying standard (men: 10.45 or 46.50, women: 11.65 or 53.10) during the 2001/2002 Australian domestic season. Where a relay team is selected five athletes will, in general, be chosen (see 1.5.1).

1.5 GENERAL

1.5.1 Selections will be based on athlete performances during the trials and the domestic season especially the Telstra Grand Prix Meets, Telstra Australian Championships, State Championships and any other events specifically designated by the Selection Committees. Any international meetings overseas in which an athlete may have competed will be taken into account.

1.5.2 Pre-selected and prospective athletes must compete in the 2002 Telstra Australian Championships, 2002 Telstra Grand Prix Meets, a 2002 State Championship (neither championships is required in marathons and 50km road walk) in the event(s) for which they are seeking selection unless exempted in writing in advance by the Selection Committee. Such communication should be sent to the High Performance Manager. This includes competing in a minimum of three of the designated Grand Prix Meets for that event. Walkers must compete in the designated trials.

1.5.3 Athletes who at any time before or after selection compete in unsanctioned events or events without a permit, compete overseas without a clearance, compete without being registered with Athletics Australia through a Member Association, or fail to provide the AA office with their current contact address and phone numbers, without a justifiable reason, will be ineligible for selection and/or further competition.

1.5.4 These criteria must be read in conjunction with the General Selection Policy of Athletics Australia.

2. TEAM ANNOUNCEMENTS

2.1 The announcement dates for the team will be:

Pre-selected Athletes	November 2001
Track, Field and marathon	April 2002
Walks	May 2002

2.2 All athletes must demonstrate their fitness before moving into the Athletes Village in Manchester, England.

This demonstration of fitness varies depending on the category of the athlete according to the following table:

Athlete Category	Demonstration of fitness required
• For all athletes in events of 10km and longer	Athlete must be competitive in an approved competition or complete an approved trial after 1st May 2002. Specific requirement to be agreed with the Head Coach.
• For all other athletes in track events up to and including 5000m and all field events	The athlete must achieve the "B" standard in bona fide competition in the period 1st June to 20th July 2002 unless otherwise (specifically) stipulated by the Team Management, including Head Coach, and medical staff.

3. SELECTION STANDARDS

The following selection standards were determined by the Athletics Australia High Performance Coaches based on results from the 1998 Commonwealth Games and the 2000 Commonwealth ranking list. The criteria outlined above will be followed for selection, not merely the achievement of these standards.

Event	Men A	Men B	Women A	Women B
100 metres	10.25	10.45	11.35	11.65
100 metres (T11 Blind)	11.96	12.40		
200 metres	20.65	21.04	22.90	23.50
400 metres	45.65	46.50	51.90	53.10
800 metres	1:46.20	1:47.50	2:01.00	2:03.00
800 metres (T54 Wheelchair)			2:04.00	2:10.00
1500 metres	3:37.70	3:40.50	4:09.50	4:14.00
5000 metres	13:29.00	13:38.00	15:20.00	15:55.00
10,000 metres	28:10.00	28:30.00	32:10.00	33:20.00
Marathon	2:14:00	2:20.00	2:35:00	2:40:00
100m Hurdles 13.14	13.54			
110m Hurdles	13.74	14.04		
400m Hurdles	49.70	50.54	55.90	57.14
3000m Steeple	8:27.00	8:32.00		
High Jump	2.28	2.24	1.90	1.86
Pole Vault	5.60	5.40	4.20	3.90
Long Jump	7.95	7.80	6.55	6.40
Triple Jump	16.70	16.50	13.70	13.50
Shot Put	19.00	18.00	16.15	15.50
Discus Throw	60.50	58.00	58.00	55.00
Hammer Throw	70.50	68.00	61.00	55.00
Javelin Throw	80.00	75.00	58.00	55.00
Heptathlon 6000	5600			
Decathlon	7900	7600		
20km Walk	1:23:30	1:26:00	1:34.00	1:40.00
50km Walk	4:00:00	4:10:00		

The qualifying period is from the 1st July 2001 (except for combined events and 50km Walk which commenced on 1st January 2001 and marathons which commenced on 1st April 2001) until the final day of the Track and Field Trials (or Walk Trials for the walks only). Performances which are wind aided or by women in mixed events (except for marathon and walks) are not acceptable as qualifying marks. All marks must be achieved in competitions held in conformity with IAAF Rules.

4. MODIFICATION OF CRITERIA

Athletics Australia reserves the right to modify these criteria after the 2001 World Track and Field Championships subject to the endorsement of the ACGA. Any modification will be made before any selections are made and properly promulgated.

5. PROCESS FOR APPEALS

Refer to the Athletics Australia Selection Appeals Procedure.

**Selection Criteria for
2002 WORLD CROSS COUNTRY CHAMPIONSHIPS
DUBLIN IRELAND - 23RD-24TH MARCH 2002**

The World Cross Country Championships provide competition at the very highest international level, equal to that at the World Track and Field Championships, and are of great importance and relevance as part of the competition and development program of successful distance athletes. In view of this, Athletics Australia maintains a continued commitment to sending teams and, where appropriate and without seriously compromising team competitiveness, individuals to these championships. For 2002, Athletics Australia will conduct a selection trial for the World Cross Country Championships. The aim will be to send viable open teams to these Championships with emphasis on the longer race. However, a mix of athletes may determine that it is more appropriate to present short course teams.

1. Teams may be selected for any or all of the six events. A team will only be selected where all athletes eligible for that team are of an appropriate standard to compete in that Team's event at the World Championships.
2. Where teams are not selected for an event, consideration may be given to selecting individual athletes where this does not seriously compromise overall team competitiveness. Individual athletes will only be selected if it is considered they are capable of a top 30 placing in their event.
3. A cross country trial will be held in late January. The distances in the trial will be 8k for men and junior men and 6k for women and junior women. The trial will be mandatory for those wishing to be considered for selection, unless they are unable to participate in same due to injury, illness or international competition commitments.

Athletes not able to participate in the trial for any of the above reasons must notify the AA High Performance Manager in advance of the Trial and, in the case of illness or injury, will be required to provide a medical certificate from an AA approved medical practitioner.

4. Emphasis will be placed on an athlete's competitive ability and record in domestic and international competition, particularly the Australian Cross Country Championships together with results of the Trial.

These performances must be supported by an athlete's track performances over 5/10k for men and junior men and 3/5/10k for women and junior women. Track performances must be achieved in meets designated or approved by the Selectors including the Zatopek and the Telstra Grand Prix's.

5. Where a team is selected, it shall preferably be of a full size. In general, and at the Selectors' discretion, at least one more than the minimum scoring number will be chosen.
6. This criteria must be read in conjunction with the General Selection Policy of Athletics Australia.

**Selection Criteria for
2002 WORLD HALF MARATHON CHAMPIONSHIPS
KORTRIJK BELGIUM MAY 5th 2002**

The 2002 World Half Marathon Championships are being held on May 5th 2002 in Belgium. This means that because of the timing of other major events in the Australian calendar there is not time to hold a specific trial for this event. To be considered for selection, athletes must have demonstrated a commitment to the event and adhere to the following guidelines.

1. Up to five (5) men and five (5) women athletes may be chosen provided that they have bettered the following 'A' standard on a IAAF/AIMS measured half marathon course since April 1st 2001:

MEN	1: 02.40
WOMEN	1: 13.30

2. Performances in the 2001 Australian Half Marathon in Noosa together with performances in The World Half Marathon in Bristol will be of prime importance.

3. The Selection Committee may select full teams of up to five (three to score) in both men's and women's events. However, if the standard of available competitors does not warrant a full team, smaller numbers may be chosen. Notwithstanding clause 1, a team may be chosen if the available athletes have, during the qualifying period, achieved a combined time on acceptable course(s) as follows:

MEN	3:08.00
WOMEN	3:40.30

4. Athletes selected will be expected to compete in appropriate competitions between the date of selection (end Feb 2002) and departure. Failure to do so, and to maintain fitness at an appropriate level, may lead to withdrawal of selection. Appropriate pre-departure performance assessments will be set by Athletics Australia.
5. These criteria must be read in conjunction with the General Selection Policy of Athletics Australia.

**Selection Criteria for
2002 WORLD JUNIOR TRACK and FIELD CHAMPIONSHIPS
KINGSTON, JAMAICA - 16 to 21 JULY 2002**

Athletics Australia's philosophy for selecting teams for the World Junior Championships should be noted. Athletics Australia is committed to selecting those athletes who meet the qualifying standards and selection criteria as outlined below.

Athletics Australia is committed to providing talented young athletes with appropriate competition opportunities, such as the World Junior Championships, to assist them in their progression towards representing Australia with success at major international competitions such as the Olympic Games and World Championships.

The normal progression of a junior athlete to the Olympic Games would take approximately four to six years. Therefore an expected progression for an athlete selected in the 2002 World Junior Championships to the Olympic Games would be: 2002 World Juniors, 2003 World University Games, 2004 training year, 2005 World University Games or World Championships, 2006 Commonwealth Games, 2007 World Championships and 2008 Olympic Games.

I. SELECTION

- 1.1 There will be selection trials in all events. The selection trials (including for the 10,000 metres track walks) will be the Telstra Australian Under 20 Championships to be held in April 2002.
- 1.2 In accordance with IAAF Rules, only athletes who have attained the IAAF qualifying standards are able to be considered for selection (with the exception of the relays). A maximum of two athletes per event can be selected.
- 1.3 For all events the winner of the trial will be an automatic selection provided s/he attains the IAAF qualifying standard (in legal conditions) during the trials or has previously done so since 1st December 2001.
- 1.4 Remaining selections will be based on athlete performances during the 2001-2002 domestic season, particularly the Selection Meet, other Australian Championships and any other events specifically designated by the Selection Committee. International meetings overseas in which an athlete may have competed will be taken into account. In cases of doubt, performances in the Selection Meet will take precedence over all others.
- 1.5 Relay teams will only be chosen where at least three athletes have attained the following standard (men: 10.74 or 48.50, women: 11.94 or 55.00) during the 2001-2002 Australian domestic season. Where a relay team is selected, five athletes will, in general, be chosen. All athletes selected for individual events must make themselves available for relays if required.
- 1.6 Prospective athletes must compete in the 2002 Telstra Under 20 Australian Championships and in other major domestic meetings in the event(s) for which they are seeking selection. This includes State Championships and Telstra Grand Prix Meets where possible. In exceptional circumstances, an athlete may be granted permission by the Selection Committee to compete in the Open, rather than the Under 20 category at the Telstra Australian Championships. Permission must be requested in writing to the Selectors and be received at Athletics Australia no later than two weeks before the date of the Championships. Permission would normally only be granted to a junior athlete who has a current 2002 Commonwealth Games A qualifying performance.
- 1.7 Athletes who fail to compete in the events mentioned in clause 1.6 because of illness or injury may still be selected provided all other qualifying conditions have been met and they notified the Athletics Australia High Performance Manager in advance of their non-participation. A medical certificate provided by a doctor authorised by Athletics Australia will be required. In such cases an athlete may only be selected if they have demonstrated clear dominance over their immediate rivals.
- 1.8 Athletes will only be considered for the men's 10,000 metres after consultation with the Selection Committee. An athlete planning to try for selection in this event must notify the Selection Committee of his intention by no later than January 1 2002 and participate in the 10,000m at the Telstra Australian Championships in April 2002.
- 1.9 These criteria must be read in conjunction with the General Selection Policy of Athletics Australia.

2. VACANT TEAM POSITIONS

No augmented team will be selected to travel. However, where after the Selection Meet, vacancies exist in any event, additional athletes may be added by the Selectors if they achieve the qualifying standard in Darwin prior to June 2002 (date to be finalised based on competition program). If more athletes than vacant places achieve the qualifying standards in June, the Selectors will make any necessary selections. In this case performances in the most recent competitions, ie those in Darwin, would take precedence.

3. TEAM ANNOUNCEMENTS

The selection date for the team will be after April 2002. Athletes may be added to this team up until June 2002 (cut-off date for entries to be advised by the IAAF). Such additions may be made by the Selectors where such athletes reach the prescribed standard.

4. SELECTION STANDARDS

The criteria outlined above will be followed for selection, not simply the achievement of these standards. For the 2002 World Junior Championships, the weight of the Men's Hammer, Discus and Shot Put WILL BE THE SAME AS USED IN THE AUSTRALIAN U/20 COMPETITION. The Men's 110m Hurdle height will remain at 1.067cm.

Hammer Weight:	6kg
Discus Weight:	1.75kg
Shot Put Weight:	6kg

At present we understand that athletes that have met the qualifying standards with the implements listed below or meet a qualifying standard (still to be set by the IAAF) with the implement weights/heights as set out above will qualify for selection.

The qualifying standard below is for the old height and weight, we anticipate that the IAAF will release standards for the new height and weights and we will advise as soon as possible.

	Men	Women
100 metres	10.74 (10.5)	11.84 (11.6)
200 metres	21.54 (21.3)	24.44 (24.2)
400 metres	48.00 (47.9)	54.64 (54.5)
800 metres	1:50.0	2:07.0
1,500 metres	3:48.0	4:24.0
3,000 metres		9:30.0
5,000 metres	14:15.0	16:30.0/36:00.0
10,000 metres	30:30.0	
100m Hurdles		14.14 (13.9)
110m Hurdles [1.067cm]	14.64 (14.4)	
400m Hurdles	52.94 (52.8)	60.04 (59.9)
3,000m Steeple	9:10.0	
10,000m Walk	44:15.0	49:00.0*
High Jump	2.14	1.82
Pole Vault	5.10	3.85
Long Jump	7.50	6.15
Triple Jump	15.50	12.90
Shot Put	16.30 (7.26kg)	14.50
Discus Throw	50.50 (2kg)	48.00
Hammer Throw	60.00 (7.26kg)	55.00
Javelin Throw	66.00	49.50
Heptathlon		5275
Decathlon [senior specs]	6875	

* This standard has been set by Athletics Australia.

The selection period set by Athletics Australia is from December 1 2001 until the closing date for entries. Under IAAF Rules, athletes must achieve the necessary standard during this period in order to be eligible to enter. Qualifying performances in mixed events will not be accepted. Wind assisted performances will not be accepted. No more than two athletes per Member Federation may be entered for any one event. All athletes must be under 20 years of age on December 31 2002 to be eligible to compete.

5. PROCESS OF APPEAL

Refer to the Athletics Australia Process for Appeals as contained in the Athletics Australia By-Laws.

**Selection Information for
2002 IAAF WORLD CUP IN ATHLETICS
20-21 September 2002, Madrid, Spain**

The Oceania Team for the 2002 World Cup in Athletics will be announced following the 2002 Commonwealth Games in Manchester. In general, in each event, the best placed athlete from a Member Federation within the Oceania region will be selected for that event in the World Cup Team. In exceptional circumstances, the selectors may in their discretion select an athlete other than the best placed athlete at the Commonwealth Games if there are medical or other grounds to warrant such a selection. More detailed selection criteria will be available early in the new year.

BELIEVE IT.

ACHIEVE IT.

australian season 2002

*Principal
sponsor*



2002

TELSTRA A-SERIES INFORMATION

Series Meet Director:	Khan Sharp	0411 662 464
Series Competition Manager:	David Gynther	0438 604 664
Series Marketing Director	Helen Soulsby	0438 604 590
Series Media Manager:	Stephen Lock	0438 604 584

Canberra – Friday, 8 February
IAAF PERMIT MEET

LOC Chairman: Michael Thomson
Ph: (02) 6244 7192
Venue: AIS Athletic Track
Grandstand Block A
Australian Institute of Sport
Bruce ACT 2617
Ph: (02) 6214 1233
Fax: (02) 6214 1639
Start Time: 6 pm
Meet Hotel: AIS Residences
Leverrier Crescent
Bruce ACT 2617
Ph: (02) 6214 1388
Fax: (02) 6214 1433
or
Novotel Canberra
65 Northbourne Avenue
Canberra ACT 2600
Ph: (02) 6245 5000
Fax: (02) 6245 5100

Campbelltown – Sunday, 10 Feb

LOC Chairman: Gerry Knights
Venue: Campbelltown Sports Stadium
Athletics Centre
Corner Payten Drive & Pembroke Road
Campbelltown NSW
Start Time: 2 pm
Meet Hotel: Maclin Lodge
38 Queen Street
Campbelltown NSW 2560
Ph: (02) 4628 3788
Fax: (02) 4628 3355

Newcastle – Saturday, 23 Feb

LOC Chairman: Trevor Height
Venue: NorthPower Hunter Sport Centre
Stockland Drive
Glendale NSW
Ph: (02) 4953 6366
Fax: (02) 4953 6587
Start Time: 2 pm
Meet Hotel: Noah's On The Beach
Cnr Shortland Esplanade and
Zaara Street
Newcastle NSW 2300
Ph: (02) 4929 5181
Fax: (02) 4926 5208
or
Holiday Inn Esplanade Newcastle
Shortland Esplanade
Newcastle NSW 2300
Ph: (02) 4929 5576
Fax: (02) 4926 5467

Melbourne – Thursday, 7 March IAAF GRAND PRIX II MEET	LOC Chairman Venue:	Khan Sharp Melbourne Olympic Park Swan Street Melbourne VIC 3000 Ph: (03) 9428 8195 Fax: (03) 9427 9183 6.30 pm All Seasons Welcome Hotel 265-281 Little Bourke Street Melbourne VIC 3000 Ph: (03) 9639 0555 Fax: (03) 9639 1179 or All Seasons Premier Hotel 195 Swanston Street Melbourne VIC 3000 Ph: (03) 9663 4711 Fax: (03) 9663 8191
Hobart – Saturday, 9 March	LOC Chairman Venue:	Ted Best Domain Athletic Centre Upper Domain Road Glebe TAS 7000 Ph: (03) 6234 9551 Fax: (03) 6231 1056 1 pm Hotel Grand Chancellor 1 Davey Street Hobart TAS 7000 Ph: (03) 6235 4535 Fax: (03) 6223 8175
Perth – Saturday, 16 March	LOC Chairman Venue:	Wayne Loxley Perry Lakes Stadium Meagher Drive Floreat Park WA 6014 Ph: (08) 9287 1200 Fax: (08) 9287 1300 2 pm Novotel Langley Perth 221 Adelaide Terrace Perth WA 6000 Ph: (08) 9221 1200 Fax: (08) 9221 1669
Adelaide – Saturday, 24 March	LOC Chairman Venue:	Sophie Keil Santos Stadium Railway Terrace Mile End SA 5031 Ph: (08) 8238 3200 Fax: (08) 8238 3222 Start Time: 2 pm Meet Hotel: Novotel Adelaide on Hindley 65 Hindley Street Adelaide SA 5000 Ph: (08) 8231 5552 Fax: (08) 8237 3800

Telstra A-Championships

Thursday, 11th to Sunday, 14th April	LOC Chairman Venue:	Reg Brandis ANZ Stadium Kessels Road Nathan QLD 4111
--------------------------------------	------------------------	---

Selection Trials – Commonwealth Games
 Selection Trials – World Junior Championships
 Selection Trials – IPC World Championships
 Open and U20 Australian Championships
 AWD Australian Championships

TELSTRA A-SERIES – GENERAL RULES

1. The Telstra A-Series for 2002 will consist of designated events held at the following Meetings:

Friday 8th February	Telstra A-Series - Canberra [IAAF Permit Meet]
Sunday 10th February	Telstra A-Series - Campbelltown
Saturday 23rd February	Telstra A-Series - Newcastle/Hunter
Thursday 7th March	Telstra A-Series - Melbourne [IAAF Grand Prix II Meet]
Saturday 9th March	Telstra A-Series - Hobart
Saturday 16th March	Telstra A-Series - Perth
Saturday 23rd March	Telstra A-Series - Adelaide
11th to 14th April	Telstra A-Championships - Brisbane <i>Australian Athletics (Open & U20) Championships</i> <i>Australian AWD Championships</i>

** Although not part of the Telstra A-Series, the 2001 Zatopek 10,000 metres for men and women is included in the event group prize money system for the 2002 Telstra A-Series.*

2. UNIFORMS - ADVERTISING / LOGOS

Applies to all events at all Telstra A-Series Meets and all Australian Championships.

Athletics Australia encourages athletes to wear their member association, institute/academy or club uniform when participating in the Telstra A-Series Meets, depending on where their commitments lie.

Any athlete who wears unpermitted advertising (ie other than clothing manufacturer's logos or approved club sponsor logos of the permitted size - please read IAAF Regulations if you are in doubt) will be disqualified from the event and be ineligible to receive any awards, prize money or votes. For a second 'offence', the athlete will be disqualified from participating in subsequent Meets, and thereby become ineligible for selection

It is a condition of any invitation to compete, or acceptance of entry, for any event during the Telstra A-Series including National Championships that each athlete agrees that his or her image may be used to advertise these or future AA meet(s) and that when competing he or she agrees not to undertake ambush marketing by wearing clothing or apparel (other than competition clothing accepted under IAAF rules) or referring in any other way to companies competitive to Athletics Australia's principal partner (which at the time of publication is Telstra).

3. Entry into Telstra A-Series Meets is at the discretion of Athletics Australia.
4. Any dispute arising at any one of the Telstra A-Series Meets, which is not the subject of an appeal which should have been referred to the Meet Jury of Appeal, shall be referred to the Athletics Australia Track & Field Committee. It is a condition of participation in the Telstra A-Series and all Australian Championships, that all athletes accept that the decision of the Meet Jury of Appeal is final and may not be appealed to any court or the Court of Arbitration for Sport.

5. ELIGIBILITY FOR AWARDS

The Telstra sponsorship has enabled Athletics Australia to substantially increase the athlete prize money for 2002. All athletes and coaches should read the following rules as they differ greatly from previous years.

Only athletes eligible under IAAF Rules on the day of performance, to represent a member country of the Oceania IAAF Area Group (including Australia), or who has been a member of an Australian club and registered through a Member Association with Athletics Australia since at least 1st January 2001, shall be eligible for awards or prize money.

TELSTRA A-SERIES GRID

Event	Zatopek 6 December		Canberra 8 February		Campbelltown 10 February		Newcastle 23 February		Melbourne 7 March		Hobart 9 March		Perth 16 March		Adelaide 23 March	
	Men	Women	Men	Women	Men	Women	Men	Women	Men	Women	Men	Women	Men	Women	Men	Women
100			H&F	H&F			S	S	A&B	A&B			H&F	H&F	S	S
AWD			WC & A	A	WC & A	A			WC	A	A	A				
Junior/ local																
Masters																
200			S	S	H&F	H&F	S	S	S	S	S	S			S	S
AWD									A		A	A				
Junior/ local																
Masters																
400			S			S	S	S	S				S	S	S	S
AWD					A		WC	WC								
Junior/ local																
800			S	S	S	S			S	S	S		S	S	S	S
AWD						WC			WC							
1500			S	S			S	S	S			S			S	S
AWD			WC		WC											
5000					S	S	S	S	S	S						
AWD				WC												
10000	S	S														
3000stpl	S		S			S	S				S					
110h/500h			S	S	S	S		S	S	S	S		S	S	S	S
400h			S	S	S	S		S	S	S	S			S	S	
High Jump				S	S	S	S		S			S	S			S
Pole Vault			S	S		S			S	S			S	S	S	S
Long Jump			S	S	S	S	S		S	S	S		S	S		S
Triple Jump			S				S	S	S			S		S	S	S
Shot put			S	S	S	S		S	S				S			S
Seated shot																
Discus			S	S		S	S			S	S			S	S	
Hammer			S			S		S	S	S	S		S			S
Javelin			S		S		S		S			S	S		S	S
x 100m					S	S	S	S			S	S				
AWD x100m											S	S				
X 400m																
Walk			S	S												

S Point Scoring Event
 WC Wheel Chair event
 A Ambulant event
 H&F Heats & Final

PRIZE MONEY FOR THE 2002 TELSTRA A-SERIES

Summary

In the 2002 Telstra A-Series there will be three separate awards with a total of 12 winners. They will be:

1. Telstra Male and Female Athlete of the 2002 Domestic Season
2. Telstra Male and Female Athlete with a Disability (AWD) of the 2002 Domestic Season
3. 8 Event Group Winners (4 male & 4 female)
4. 8 AWD Event Group Winners (4 male & 4 female)
5. 2 Walk Event Winners

A total of \$246,000 will be provided to athletes through the Telstra A-Series

1. TELSTRA MALE & FEMALE ATHLETE OF THE 2002 DOMESTIC SEASON

The prize pool will be \$20,000, with \$10,000 each for the male and female winner.

The male and female athletes of the 2002 domestic season will be chosen by a panel of 10 independent judges: 3 from the media, 3 legends of the sport, 3 experienced athletics judges and one young athlete selected by nomination.

All events during held between the period 1/12/2001 and 15/4/2002 on Australian soil will be considered. Only Australian athletes will be considered. Judges will not be required to attend all competitions and will be kept up to date on some events via email.

Judges are not to confer with each other on results. At the conclusion of the final event of the Telstra A-Championships, all judges will be required to submit their votes in a sealed envelope to the Athletics Australia Competitions Manager for counting.

The voting system will be:	first preference	10 points
	second preference	6 points
	third preference	4 points

In the case of a tie, the athlete with the single highest performance against the 2001 IAAF world lists will win.

2. TELSTRA MALE & FEMALE ATHLETE WITH A DISABILITY (AWD) OF THE 2002 DOMESTIC SEASON

The prize pool will be \$6,000, with \$3,000 each for the male and female winner.

The male and female AWD athletes of the 2002 domestic season will be decided in accord with the highest point scorer in the AWD event group awards for males and females respectively (see below for details).

3. EVENT GROUP WINNERS FOR THE 2002 TELSTRA A-SERIES

Total prize pool will be \$188,000, with \$23,500 allocated to each event group.

Distribution at the end of the Telstra A-Series will be:

First in event group	\$12,000
Second in event group	\$6,000
Third in event group	\$3,000
Fourth in event group	\$1,500
Fifth in event group	\$1,000

All competing athletes will be allocated into one of eight groups. These groups will be:

Male:

Sprints and Hurdles (100m, 200m, 400m, 110m H, 400m H, Relay*)

Middle and Long Distance (800m, 1500m, Mile, 3000m, 5000m, 10,000m, 3000m Steeple)

Jumps (Long Jump, High Jump, Triple Jump, Pole Vault, Multi Events**)

Throws (Shot Put, Discus Throw, Javelin Throw, Hammer Throw)

Female:

Sprints and Hurdles (100m, 200m, 400m, 100m H, 400m H, Relay*)

Middle and Long Distance (800m, 1500m, Mile, 3000m, 5000m, 10,000m, 3000m Steeple)

Jumps (Long Jump, High Jump, Triple Jump, Pole Vault, Multi Events**)

Throws (Shot Put, Discus Throw, Javelin Throw, Hammer Throw)

* Only one result from the series will be counted in an athlete's total, that is a sprinter's total must include a minimum of 3 individual events.

** Multi Event athletes may count results from all categories (sprints, middle distance, jumps and throws) but will compete in the jumps category.

Points will be allocated for each event based on position

First	8 points
Second	6 points
Third	4 points
Fourth	2 points

With bonus points for performances based on the IAAF 2001 World Outdoor lists (corrected).

10 points for top 5

7 points for top 10

5 points for top 20

3 points for top 50

2 points for top 100

1 point for top 200

Each athlete's total points will be arrived at from the sum of their best 4 results over the Telstra A-Series and Telstra A-Championships.

Rules

- Athletes may score in more than one event at any Telstra A-Series Meet.
- Wind aided results will be counted.
- The Telstra Australian A-Championships will be a scoring event. The winners will be awarded at the dinner after the Championships on 14th April 2002.
- In events with heats and finals, only the final will count.
- The list of scoring events is as indicated on the accompanying event grid.
- In the case of a tie, the best single performance will be used, again based on the 2001 IAAF World Outdoor Lists.
- Each athlete's total points will be arrived at from the sum of their best 4 results, a result is a combination of the position points and bonus points for that event, that is bonus points and position points may not be considered separately.
- Results will be calculated and announced during all of the 2002 Telstra A-Series events.

4. AWD EVENT GROUP WINNERS FOR THE 2002 TELSTRA A-SERIES

Total Prize pool will be \$20,000, with \$2,500 allocated to each event group.

Distribution at the end of the Telstra A-Series will be:

First in the event group	\$1,000
Second in the event group	\$650
Third in the event group	\$450
Fourth in the event group	\$250
Fifth in the event group	\$150

All competing AWD athletes will be allocated into one of eight groups. These groups will be:

Male:

Ambulant Track (100m, 200m, 400m, 800m, 1500m, 5000m)

Wheelchair Track (100m, 200m, 400m, 800m, 1500m, 5000m)

Ambulant Field (Discus Throw, Javelin Throw, Shot Put & Pentathlon○)

Seated Field (Discus Throw, Javelin Throw, Shot Put & Pentathlon○)

Female:

Ambulant Track (100m, 200m, 400m, 800m, 1500m, 5000m)

Wheelchair Track (100m, 200m, 400m, 800m, 1500m, 5000m)

Ambulant Field (Discus Throw, Javelin Throw, Shot Put & Pentathlon○)

Seated Field (Discus Throw, Javelin Throw, Shot Put & Pentathlon○)

○ denotes that pentathlon athletes can count "track" results towards their overall total in the "field" category

Points will be allocated for each AWD event in the Telstra A-Series based on corrected positions (i.e. based on % of world record for their respective class):

First	8 points
Second	6 points
Third	4 points
Fourth	2 points

Bonus points will also be based on:

World Record/Best	10 points
AA-PPP 1	7 points
AA-PPP 2	5 points
World Championships Qualifier	3 points

All of the criteria outlined previously for the "able-bodied" Event Group Awards also apply for the AWD Event Group Awards with the following adjustments:

- AWD athletes can count results:
 - ✓ from all AWD events included in the 2002 Telstra A-Series
 - ✓ from all AWD events included in the Telstra A-Championships
 - ✓ from the AWD events included in the Athletics Victoria State Championships
 - ✓ from designated field events at the ACT State Championships (ie AWD athletes will compete in the "able-bodied" fields and the AWD results will be compared to allocate points accordingly)
- In the case of a tie, the best single performance based on % of world record will be used to separate the respective athletes.

5. TELSTRA MALE & FEMALE WALKER OF THE 2002 DOMESTIC SEASON

The Telstra Male & Female Walker of the 2002 Domestic Series will be decided under a similar points system to the event winners, the differences will be:

Only an athlete's best three events will be counted.

Events will be: 10,000m at Canberra
20,000m at Telstra A-Championships
one other to be added, will be road based

Total prize money will be \$12,000: \$5,000 for first, \$1,000 for second both male and female categories.

2001 WORLD RANKINGS @ 30 SEPT

MEN	5th	10th	20th	50th	100th	200th
100m	9.98	10.05	10.11	10.20	10.27	10.37
200m	20.08	20.19	20.31	20.55	20.74	20.95
400m	44.66	44.83	44.99	45.47	45.95	46.52
800m	1:43.00	1:43.98	1:44.55	1:46.03	1:47.16	1:48.55
1500m	3:30.36	3:31.49	3:33.03	3:35.69	3:39.40	3:43.01
3000m	7:32.23	7:33.42	7:38.37	7:46.60	7:55.74	8:03.81
5000m	12:59.53	13:01.64	13:05.44	13:20.14	13:32.77	13:46.92
10000m	27:22.30	27:25.55	27:45.17	28:11.03	28:32.29	28:56.29
3000m Steeple	8:01.73	8:09.23	8:16.28	8:26.14	8:36.48	8:47.06
110 Hurdles	13.22	13.26	13.39	13.64	13.81	14.04
400 Hurdles	47.99	48.40	48.75	49.57	50.18	51.00
High Jump	2.34	2.31	2.30	2.24	2.20	2.15
Pole Vault	5.86	5.85	5.75	5.60	5.40	5.20
Long Jump	8.31	8.22	8.13	7.97	7.82	7.66
Triple Jump	17.34	17.22	17.05	16.56	16.27	15.85
Shot	20.98	20.88	20.53	19.57	18.37	17.86
Discus	69.44	67.61	65.20	61.92	58.72	54.82
Javelin	88.88	86.63	83.87	79.48	75.23	70.81
Hammer	82.34	80.88	79.52	73.80	69.57	64.09
Decathlon	8465	8307	8122	7805	7506	7051
WOMEN	5th	10th	20th	50th	100th	200th
100m	10.98	11.06	11.14	11.32	11.45	11.60
200m	22.54	22.63	22.76	23.05	23.31	23.70
400m	49.97	50.63	51.05	51.99	52.65	53.57
800m	1:57.88	1:58.60	1:59.66	2:01.97	2:03.53	2:05.57
1500m	4:00.57	4:03.20	4:04.85	4:08.35	4:13.19	4:17.17
3000m	8:25.62	8:32.70	8:42.24	8:55.82	9:08.09	9:26.27
5000m	14:40.47	14:51.67	15:04.18	15:21.12	15:40.46	15:59.81
10000m	31:30.6	31:41.32	31:50.39	32:14.39	32:45.12	33:49.97
3000m Steeple	9:41.94	9:52.71	9:59.75	10:17.39	10:37.49	10:59.0
100 Hurdles	12.58	12.71	12.87	13.09	13.33	13.65
400 Hurdles	54.21	54.65	55.62	56.51	57.66	59.31
High Jump	2.00	1.96	1.94	1.88	1.84	1.79
Pole Vault	4.56	4.51	4.42	4.20	4.03	3.81
Long Jump	6.91	6.86	6.71	6.50	6.36	6.21
Triple Jump	14.59	14.37	14.19	13.79	13.45	12.92
Shot	19.86	19.21	18.46	17.41	16.34	14.92
Discus Throw	65.87	64.50	62.48	58.35	55.30	50.36
Javelin	65.71	64.30	60.55	57.00	54.17	49.72
Hammer Throw	70.62	68.50	66.49	63.64	59.86	56.16
Heptathlon	6528	6270	6052	5755	5542	5107

PAST ATHLETE AWARD WINNERS

1990	Shane Naylor Steve Perry Pat Scammell Simon Doyle John Caliguri Tim Foster David Culbert Craig Watson Sean Carlin	100m 400m 1500m 5000m 110mH PV LJ SP HT	Cathy Freeman Sharon Stewart Krishna Wood Jenny Laurendet Vanessa Ward Daniela Costian Kate Farrow	200m 400m 3000m 400mH HJ DT JT
Overall	David Culbert		Vanessa Ward	
1991	Dean Capobianco Paul Greene Simon Doyle Rod Higgins Rohan Robinson Tim Forsyth Simon Arkell Andrew Murphy Werner Reiterer	200m 400m 800m 5000m 400mH HJ PV TJ DT	Monique Dunstan Renee Poetschka Sharon Stewart Jenny Lund Jayne Moyes Jayne Moffitt Louise McPaul	100m 400m 800m 3000m 100mH LJ JT
Overall	Tim Forsyth		Renee Poetschka	
1992	Dean Capobianco Josh Coull Pat Scammell Shaun Creighton John Caliguri Tim Forsyth David Culbert Sean Carlin Andrew Currey	200m 400m 1500m 3000mSt 110mH HJ LJ HT JT	Melissa Moore Sharon Stewart Jodie Hebbard Gail Luke Andrea Hughes Nicole Boegman Daniela Costian	100m 400m 1500m 400mH HJ LJ DT
Overall	Tim Forsyth (2)		Daniela Costian	
1993	Damien Marsh Barry Acres Peter O'Donoghue Rohan Robinson Simon Arkell Peter Burge John Minns Werner Reiterer	100m 800m 5000m 400mH PV TJ SP DT	Cathy Freeman Sandra Dawson Krishna Stanton Jane Flemming Renee Poetschka Mari Viduka Daniela Costian Debbie Sosimenko Kate Farrow	200m 800m 3000m 100mH 400mH TJ SP HT JT
Overall	Simon Arkell		Jane Flemming	
1994	Damien Marsh Dean Kenneally Julian Paynter Simon Hollingsworth Nick A'Hern Tim Forsyth Jai Taurima Sean Carlin Andrew Currey	200m 800m 5000m 400mH Walks HJ LJ HT JT	Cathy Freeman Renee Poetschka Margaret Leaney Jane Flemming Kerry Saxby-Junna Mari Viduka Daniela Costian Daniela Costian	100m 400m 1500m 100mH Walks TJ SP DT
Overall	Tim Forsyth (3)		Daniela Costian (2)	

1995	Tim Jackson Mark Ladbrook Nigel Adkin Chris Unthank Kyle Vander Kuyp Simon Arkell Andrew Murphy John Minns Werner Reiterer Scott Ferrier	100m 400m 1500m 3000mSt 110mH PV TJ SP DT Multi Events	Melinda Gainsford Sandra Dawson Carolyn Schuwalow Catriona Larritt Alison Inverarity Nicole Boegman Debbie Sosimenko Louise McPaul	200m 800m 5000m 400mH HJ LJ HT JT
Overall	Werner Reiterer		Melinda Gainsford	
1996	Dean Capobianco Martin Byron Shaun Creighton Rohan Robinson Dion Russell Tim Forsyth Jai Taurima Sean Carlin Andrew Currey	200m 800m 5000m 400mH Walks HJ LJ HT JT	Jodi Lambert Cathy Freeman Kate Anderson Simone Purvis Kerry Saxby-Junna Carmen Miller Daniela Costian Daniela Costian	100m 400m 1500m 100mH Walks TJ SP DT
Overall	Tim Forsyth (4)		Cathy Freeman	
1997	Steve Brimacombe Brad Jamieson Scott Petersen Chris Unthank Kyle Vander Kuyp Paul Gibbons Andrew Murphy Justin Anlezark Ben Jaaniste Peter Banks	100m 400m 1500m 3000mSt 110mH PV TJ SP DT Multi Events	Rebecca Vormister Saleena Roberts Kate Anderson Lauren Poetschka Alison Inverarity Kylie Reed Debbie Sosimenko Joanna Stone	200m 800m 5000m 400mH HJ LJ HT JT
Overall	Andrew Murphy		Joanna Stone	
1998	Matt Shirvington Brendan Hanigan Lee Troop Rohan Robinson Tim Forsyth Jai Taurima Stuart Rendell Andrew Currey Nick A'Hern	200m 800m 5000m 400mH HJ LJ HT JT Walks	M. Gainsford-Taylor Cathy Freeman Liz Miller Debbi Edwards Emma George Mari Viduka Lisa-Marie Vizaniari Beatrice Faumuina Jane Saville	100m 400m 1500m 100mH PV TJ SP DT Walks
Overall	Tim Forsyth (5)		Melinda Gainsford-Taylor (2)	
1999	Matt Shirvington Brad Jamieson Hamish Christensen Kyle Vander Kuyp Stephen Thurston Dmitri Markov Andrew Murphy Aaron Neighbour Ian Winchester	100m 400m 1500m 110mH 3000mSC PV TJ SP DT	Lauren Hewitt Tamsyn Lewis Kerryn McCann Evette Cordy Alison Inverarity Nicole Boegman Debbie Sosimenko	200m 800m 5000m 400m HJ LJ Hammer

Overall **Andrew Murphy (2)** **Alison Lever**
2000 From 2000 the Athlete of the Year Awards system was based on votes accrued by a panel of expert judges (5,4,3,2,1) across each meet.

	17	Peter Burge	LJ	16	Lisa-Marie Vizaniari	DT
	15	Patrick Johnson	100m, 200m	15	Melinda Gainsford-Taylor	100m, 200m
	12	Shane Hair	LJ	15	Emma George	PV
	12	Patrick Dwyer	400m			

Overall **Peter Burge**

2001	15	Andrew Murphy	TJ
	12	Craig Mottram	3/5000m
	12	Patrick Johnson	1/200m
	10	Nathan Deakes	Walk
	8	Matt Shirvington	100m

Lisa-Marie Vizaniari

30	Bronwyn Eagles	Hammer Throw
9	Lauren Hewitt	100m, 200m
8	Tamsyn Lewis	800m
6	Sonia Brito	400mH
6	Tatiana Grigorieva	PV

Overall **Andrew Murphy (2)**

Bronwyn Eagles

**TELSTRA A-Series - SYDNEY
PREVIOUS EDITIONS**

1989	AIS Drug Offensive	8th February
1990	Commonwealth Challenge	14th January
1991	Mobil Grand Prix	20th January
1992	Sugar Games	25th January
1993	Sugar Games	23rd January
1994	Mars Challenge	30th January
1995	Optus Grand Prix Final	21st March
1996	Optus Grand Prix Sydney	11th February
1997	Optus Grand Prix Sydney	27th January
1998	Sydney Track Tour	28th February
1999	Optus Track Classic Sydney	20th February
2000	Optus Grand Prix Sydney	13th February
2001	Telstra Athletics Grand Prix - Sydney	16th February

MEET RECORDS

100m	Frankie FREDERICKS	NAM	9.94	W +1.3	99	Melinda GAINSFORD-TAYLOR	NSW	11.31	W -0.4	98
200m	Frankie FREDERICKS	NAM	20.44	W -0.1	98	Marion JONES	USA	21.98	W -1.2	98
300m	Darren CLARK	NSW	32.41		89	Maree HOLLAND	NSW	36.67		89
400m	Dean CAPOBIANCO	CU	45.47		94	Cathy FREEMAN	AUS	50.76		99
800m	Shaun FARRELL	NZL	1:45.45		98	Tamsyn LEWIS	VIS	2:00.52		00
1000m	Simon DOYLE	AIS	2:18.68		91					
1500m	Noah NGENY	KEN	3:35.74		99	Sonia O'SULLIVAN	IRL	4:06.34		01
2000m	Simon DOYLE	AIS	5:00.84		92					
3000m	Luke KIPKOSGEI	KEN	7:39.22		99	Liz McCOLGAN	GBR	8:43.14		90
2 Miles	Daniel KOMEN	KEN	7:58.91		98					
5000m	Julian PAYNTER	VIS	13:49.54	97		Sonia O'SULLIVAN	IRL	15:10.24		00
100m H						Jane FLEMMING	AIS	13.32	W -1.3	94
110m H	Colin JACKSON	GBR	13.30	W +0.6	99					
200mH	Kyle VANDER-KUYP	AIS	22.95	W -0.9	95	Jane FLEMMING	AIS	27.69	W 0.0	95
400m H	Bryan BRONSON	USA	48.49		98	Jana PITTMAN	NSWIS	55.63		00
3k Walk						Kerry SAXBY	AIS	12:13.75		89
5k Walk	Dion RUSSELL	AIS	19:43.3		96	Kerry SAXBY	AIS	20:03.0		96
10k Walk	Andrew JACHNO	AIS	40:10.76	90		Jane SAVILLE	AIS	46:03		97
20k Walk	Nick A'HERN	AIS	1:23:56		97					
3000m Steeple	Peter RENNEN	NZL	8:29.87		90					
High Jump	Charles AUSTIN	USA	2.31m		98	Alison INVERARITY	WAIS	1.92m		95
Pole Vault	Jeff HARTWIG	USA	5.90m		98	Emma GEORGE	WAIS	4.60m WR		99
Long Jump	Shane HAIR	HTS	8.23m	W +4.7	00	Nicole BOEGMAN	AIS	6.76m	W +1.2	96
Triple Jump	Andrew MURPHY	VIS	17.28m	W +4.2	96	Carmen MILLER	TIS	13.13m	W +2.9	97
Shot Put	Burger LAMBRECHTS	RSA	19.93m		99	Xiaoyan CHENG	CHN	18.02m		00
Discus Throw	Werner REITERER	VIS/AIS	59.24m		95	Beatrice FAUMUINA	NZL	65.44m		98
Hammer Throw	Sean CARLIN	SASI	74.96m		94	Olga KUZENKOVA	RUS	68.00m		96
Javelin Throw	Andrew CURREY	NSWIS	85.28m		00	Joanna STONE	QAS	64.22m		96
4x100m	Australia		39.28		92	Australia Green		43.78		94
4x400m	Australia		3:04.13		90	Australia		3:31.19		90

MEET RECORDS

**TELSTRA A-Series - CANBERRA
PREVIOUS EDITIONS**

1986	Seiko/AIS Invitational	21st January
1987	Seiko/AIS Invitational	20th January
1988	AIS Invitational	26th January
1989	AIS Drug Offensive	26th January
1990	Twilight Invitational	10th January
1991	Seiko AIS Classic	26th January
1992	Seiko AIS Classic	27th January
1993	AIS Sugar Games	25th January
1994	Mars Challenge	28th January
1995	Optus Grand Prix Canberra	18th March
1995	Optus Grand Prix Canberra	3rd December
1997	Optus Grand Prix Canberra	11th January
1998	Optus Grand Prix Canberra	8th February
1999	Optus Grand Prix Canberra	6th February
2000	Optus Grand Prix Canberra	15th January
2001	Telstra Athletics Grand Prix - Canberra	18th February

MEET RECORDS

60m	Paul HENDERSON	NAS	6.70	W +2.2	95D	Veronica LEE	NSW	7.42	W +2.1	95D
100m	Patrick JOHNSON	AIS	10.13	W +2.5	01	Lauren HEWITT	VIS	11.18	W +3.3	00
200m	Patrick JOHNSON	AIS	20.64	W +0.5	01	Tania VAN HEER	SASI	22.42	W +2.0	99
300m	Darren CLARK	NSW	32.20		89	Cathy FREEMAN	VIS/AIS	37.24		95D
400m	Patrick DWYER	NSWIS	45.19		00	Cathy FREEMAN	VIS	50.91		00
800m	Sammy LANGAT	KEN	1:45.66		95	Tamsyn LEWIS	VIS	1:59.21		00
1000m	Tim CHERRY	VIC	2:23.66		95D					
1500m	Daniel KOMEN	KEN	3:37.46		95	Angela CHALMERS	CAN	4:06.8		90
2000m						Jackie PERKINS	VIC	5:48.8		89
3000m	Pat CARROLL	QLD	7:54.68		94	Sonia O'SULLIVAN	IRL	8:49.87		01
2 Miles	Joseph KIMANI	KEN	8:30.78		95D					
5000m	Shaun CREIGHTON	AIS	13:37.61		91	Sonia O'SULLIVAN	IRL	15:10.98		97
10000m						Jackie PERKINS	VIC	33:59.92		87
100m H						Jane FLEMMING	AIS	13.26	W +0.6	94
110m H	Colin JACKSON	GBR	13.41	W -1.2	93					
400m H	Zid Abou HAMED	NSW	49.33		99	Lauren POETSCHKA	WAIS	56.04		00
3000m Walk						Kerry SAXBY	AIS	12:17.29		91
5000m Walk	David SMITH	AIS	18:58.01		87	Kerry SAXBY	AIS	22:14.4		86
10k Walk	Nathan DEAKES	AIS	38:53.82		01	Kerry SAXBY	AIS	42:14.2	Road	88
20k Walk	Nick A'HERN	AIS	1:22.35		95					
3000m Steeple	Julius KIPTOO	KEN	8:29.79		98					
High Jump	Tim FORSYTH	AIS/VIS	2.35m		93	Vanessa WARD	AIS	1.90m		89
Pole Vault	Simon ARKELL	SASI	5.60m		95	Emma GEORGE	WAIS	4.35m		99
Long Jump	Jai TAURIMA	AIS	8.26m	W +5.6	98	Nicole BOEGMAN	AIS	6.64m	W +3.3	98
Triple Jump	Andrew MURPHY	NSWIS	16.87m	W +1.7	99	Nicole MLADENIS	WAIS	13.57m	W +2.3	01
Shot Put	John MINNS	AIS	19.64m		89	Astra ETIENNE	AIS	18.04m		88
Discus Throw	Ian WINCHESTER	NZL	62.61m		98	Daniela COSTIAN	AIS	66.72m		89
Hammer Throw	Yuri SEDYKH	URS	78.36m		91	Olga KUZENKOVA	RUS	69.45m		99
Javelin Throw	Andrew CURREY	AIS	80.26m		95D	Louise McPAUL	AIS	65.64m		98
4x100m	Australia		39.11		94	Australia		44.13		98
4x400m	Australia Red		03:03.7		94	Australia		3:30.64		86

**TELSTRA A-Series - HOBART
PREVIOUS EDITIONS**

1987	Hobart Relays	6th January
1988	National Relays	5th January
1989	National Relays	4th January
1990	Trident National Relays	4th January
1991	Trident National Relays	6-7th January
1992	Trident Relays and Sugar Game	12th January
1993	Trident Relays and Sugar Games	17th January
1994	Trident National Relays	26th February
1995	Optus Grand Prix & Trident Relays Hobart	19th February
1996	Optus Grand Prix & Trident Relays Hobart	25th February
1997	Optus Grand Prix & Trident Relays Hobart	16th February
1998	Optus Grand Prix & Commonwealth Bank Relays Hobart	22nd February
1999	Commonwealth Bank Track Classic	28th February
2000	Commonwealth Bank Track Classic	30th January
2001	Telstra Athletics Grand Prix - Hobart	11th March

MEET RECORDS

100m	Damien MARSH	AIS	10.22	W +1.1	94	Melinda GAINSFORD-TAYLOR	NSWIS	11.32	W +1.7	00
200m	Patrick STEVENS	BEL	20.56	W -1.6	97	Melinda GAINSFORD	AIS	22.32	NR W -0.5	94
400m	Patrick DWYER	NSWIS	45.85		00	Cathy FREEMAN	AIS/VIS	50.46		96
800m	William CHIRCHIR	KEN	1:46.55		01	Toni HODGKINSON	NZL	2:01.57		97
1000m	Sebastian COE	GBR	2:21.0		90	Michelle BAUMGARTNER	VIC	2:44.7		90
1500m						Georgie CLARKE	VIS	4:06.77		00
Mile						Susie POWER	VIS	4:35.28		93
3000m	Paul BITOK	KEN	7:50.52		97	Kate ANDERSON	VIS	8:48.48		97
5000m	James GETANDA	KEN	13:29.53		01	Liz MILLER	NSWIS	15:52.66		01
100m H						Sally BULT	WA	13.52	W +1.9	00
110m H	Jack PIERCE	USA	13.59	W -2.2	97	Jenny LAURENDET	NAS	57.30		92
400m H	Rohan ROBINSON	AIS	48.96		96	Jantien SALTET	NAS	13:32.4		92
3000m Walk						Kerry JUNNA	AIS	20:13.26	WR	96
5000m Walk	Nick A'HERN	AIS	19:04.81		97	Alison INVERARITY	WAIS	1.95m		93
3000m Steeple	Stephen CHERONO	KEN	8:21.94		01	Nicole BOEGMAN	AIS	6.59m	W +2.0	95
High Jump	Tim FORSYTH	AIS/VIS	2.27m		96	Mariklud VIDUKA	VIC	13.54m	NR W +1.3	98
Pole Vault	James MILLER	WAIS	5.60m		96	Georgette REED	CAN	16.82m		96
Long Jump	Jai TAURIMA	AIS	7.79m	W +0.8	98	Daniela COSTIAN	AIS	64.26m		94
Triple Jump	Larry ACHIKE	GBR	16.73m	W +1.4	98	Bronwyn EAGLES	NSWIS	68.83m		01
Shot Put	Justin ANLEZARK	QAS	19.40m		00	Lousie McPAUL	AIS	65.80m		95
Discus Throw	Werner REITERER	VIS	61.96m		93	Australia		43.92		94
Hammer Throw	Stuart RENDELL	ACT	75.38m		01	Australia		3:34.29		91
Javelin Throw	Adrian HATCHER	NSWIS	80.20m		01	Jane JAMIESON	NSWIS	5943pts		98
4x100m	Australia		39.26		94					
4x400m	Australia A		3:04.96		96					
Multi Event	Jagan HAMES	SASI	5937pts		96					
Decathlon	Scott FERRIER	VIS	8056pts		99					

**TELSTRA A-Series - PERTH
PREVIOUS EDITIONS**

1986	Swan Challenge	25th January
1987	Quit International Challenge	24th January
1988	Swan Premium Challenge	21st January
1989	Perth Invitational	5th March
1990	AIS Drug Offensive	19th November, 1989
1991	Burswood Casino Challenge	10th February
1992	Perth Grand Prix	22nd February
1993	Fruit 'N Veg Challenge	7th February
1994	Fruit 'N Veg Classic	13th February
1995	Optus Fruit 'N Veg Classic	29th January
1996	Optus Grand Prix Perth	28th January
1997	Optus Grand Prix Perth	19th January
1998	Optus Grand Prix Perth	24th January
1999	BankWest Grand Prix	24th January
2000	BankWest Grand Prix	5th February
2001	Telstra Athletics Grand Prix - Perth	4th March

MEET RECORDS

100m	Ben JOHNSON	CAN	9.7	W +3.5	87	Angella ISSAJENKO	CAN	10.8	W +3.8	87
	Linford CHRISTIE	GBR	10.00	W +2.5	96	Melinda GAINSFORD-TAYLOR	NSWIS	11.03	W +4.5	98
200m	Dean CAPOBIANCO	CU	20.97	W -3.2	92	Melinda GAINSFORD	AIS	22.82	W -1.7	95
400m	Darren CLARK	NSW	45.29		87	Cathy FREEMAN	VIS	51.01		98
800m	Kris McCARTHY	VIC	1:46.73		01	Tamsyn LEWIS	VIS	2:03.56		99
1500m	Elijah MARU	KEN	3:43.36		97	Anne CROSS	VIC	4:16.26		91
Mile	Mike HILLARDT	VIC	3:58.35		87					
3000m	Ray BOYD	WA	8:21.45		00					
5000m	Ray BOYD	WA	14:29.7		88					
100m H						Jane FLEMMING	AIS	13.24	W -0.3	93
110m H	Colin JACKSON	GBR	13.14	W +2.7	96					
400m H	Jiri MUZIK	CZE	49.02		00	Debbie FLINTOFF-KING	VIC	56.66		91
High Jump	Konstantin MATUSEVICH	ISR	2.36m		00	Alison INVERARITY	WAIS	1.94m		94
Pole Vault	Victor CHISTIAKOV	SASI	5.65m		01	Emma GEORGE	WAIS	4.50m		00
Long Jump	Shane HAIR	HTC	8.21m	W +0.2	00	Nicole BOEGMAN	AIS	6.84m	W +1.6	98
Triple Jump	Andrew MURPHY	NSWIS	17.28m	W +3.5	01	Mariklud VIDUKA	VIC	13.71m	W +2.7	98
Shot Put	Brian OLDFIELD	USA	19.71m		87					
Discus Throw	Werner REITERER	VIS	64.96m		92	Daniela COSTIAN	AIS	64.34m		92
Hammer Throw	Balazs KISS	HUN	77.35m		98	Bronwyn EAGLES	NSWIS	68.37m		01
Javelin Throw	Andrew CURREY	NSWIS	85.40m		98	Sue HOWLAND	ACT	63.94m		87
4x100m	Australia		39.98		93	Australia		45.34		94

**TELSTRA A-Series - ADELAIDE
PREVIOUS EDITIONS**

1987	Australia Day Invitational	26th January
1988	Adelaide Games	9th February
1989	Adelaide Games	1st February
1990	Adelaide Games	14th March
1991	Sugar Games	15th February
1992	Sugar Games	16th February
1993	Sugar Games	14th February
1994	Mars Challenge	11th February
1995	Optus Grand Prix Adelaide	26th January
1996	Optus Grand Prix Adelaide	26th January
1997	Optus Grand Prix Adelaide	1st February
1998	Optus Grand Prix Adelaide	26th January
1999	Optus Grand Prix Adelaide	26th January
2000	Optus Grand Prix Finale	8th March
2001	GP not held in Adelaide in 2001	

MEET RECORDS

100m	Linford CHRISTIE	GBR	10.26	W +0.8	92	Melinda GAINSFORD-TAYLOR	NSWIS	11.40	W +1.3	98
	Linford CHRISTIE	GBR	10.0 h	W -0.7	96					
200m	Linford CHRISTIE	GBR	20.74	W +1.5	93	Cathy FREEMAN	VIS/AIS	22.73	W +0.8	93
						Melinda GAINSFORD	AIS	22.73	W +0.8	93
300m	Cameron MACKENZIE	VIS	33.48		96					
400m	Darren CLARK	NAS	45.98		93	Ana GUEVARA	MEX	50.84		00
	Mark LADBROOK	VIC	45.8h		95					
800m	William CHIRCHIR	KEN	1:45.15		00	Sarah COLLINS	ACT	2:02.77		92
1500m	Pat SCAMMELL	VIC	3:36.81		88	Sonia O'SULLIVAN	IRL	4:10.09		97
3000m	Peter O'DONOGHUE	VIC	7:45.57		93	Susan HOBSON	AIS	9:00.87		92
5000m	Luke KIPKOSGEI	KEN	13:23.07		98	Naomi MUGO	KEN	15:25.13		00
10000m						Kylie RISK	TIS	32:42.72		97
100m H						Rosa RAKOTOZAFY	MAD	13.47	W -2.8	00
110m H	Colin JACKSON	GBR	13.39	W -2.7	96					
400m H	Simon HOLLINGSWORTH	TIS	49.29		96	Lauren POETSCHKA	WAIS	56.42		97
5000m Walk	Nick A'HERN	AIS	19:26.0		94					
10km Walk						Kerry SAXBY-JUNNA	AIS	42:52:00		98
20km Walk	Nathan DEAKES	AIS	1:20.15		99					
3000m Steeple	Shaun CREIGHTON	AIS	8:37.66		92					
High Jump	Tim FORSYTH	VIS	2.29m		98	Alison INVERARITY	WAIS	1.95m		94
Pole Vault	Dmitri MARKOV	BLR	5.86m		97	Emma GEORGE	WAIS	4.40m		00
Long Jump	Peter BURGE	NSWIS	8.14m	W +1.6	00	Nicole BOEGMAN	AIS	6.67m	W +1.8	98
Triple Jump	Andrew MURPHY	NIS	17.18m	W +1.5	97	Baya RAHOULI	ALG	14.42m	W +2.6	00
Shot Put	Miroslav MENC	CZE	19.49m		00	Beatrice FAUMUINA	NZL	15.91m		98
Discus Throw	Werner REITERER	VIS/AIS	61.90m		95	Lisa-Marie VIZANIARI	QAS	64.25m		00
Hammer Throw	Sean CARLIN	SASI	77.58m		94	Debbie SOSIMENKO	NAS	61.90m		96
Javelin Throw	Andrew CURREY	NSWIS	85.75m		98	Louise McPAUL	AIS	62.54m		94
4x100m	Victoria B		39.94		95	Australia		45.14		91
4x400m	Australia A		3:06.79		96	Victoria		3:39.72		95

**TELSTRA A-Series MELBOURNE TRACK CLASSIC
PREVIOUS EDITIONS**

1988	NEC Classic	17th March
1989	NEC Classic	9th March
1990	NEC Classic	8th February
1991	NEC Classic	7th February
1992	NEC Classic	25th February
1993	NEC Classic	25th February
1994	NEC Classic	24th February
1995	NEC Classic	23th February
1996	NEC Classic	29th February
1997	Nike Track Classic	20th February
1998	Melbourne Track Tour	25th February
1999	Melbourne Track Classic	25th February
2000	Melbourne Track Classic	2nd March
2001	Telstra Melbourne Track Classic	1st March

MEET RECORDS

100m	Maurice GREENE	USA	10.06	W -1.6	98	Marion JONES	USA	11.01	W -0.9	98
200m	Frankie FREDERICKS	NAM	19.92	W +1.6	99	Cathy FREEMAN	VIS/AIS	22.54	W +0.3	93
400m	Derek MILLS	USA	45.20		98	Cathy FREEMAN	VIS/AIS	49.85		96
800m	David LELEI	KEN	1:43.97		00	Toni HODGKINSON	NZL	1:59.42		97
						Tamsyn LEWIS	VIS	1:59.42		00
1500m	William CHIRCHIR	KEN	3:32.55		00	Toni HODGKINSON	NZL	4:06.23		00
Mile	Simon DOYLE	AIS	3:51.54		91					
3000m	Luke KIPKOSGEI	KEN	7:45.20		00	Sonia O'SULLIVAN	IRL	8:43.51		01
5000m	Luke KIPKOSGEI	KEN	13:11.11		99	Sonia O'SULLIVAN	IRL	15:03.28		98
10000m	Joseph KIMANI	KEN	28:30.32		00					
100m H						Jane FLEMMING	AIS	13.08	W +0.2	94
110m H	Colin JACKSON	GBR	13.24	W -0.5	96/99					
400m H	Bryan BRONSON	USA	48.40		98	Lauren POETSCHKA	WAIS	55.37		00
3000m Walk						Kerry JUNNA	AIS	11:51.26		91
5000m Walk	Nick A'HERN	AIS	19:19.76		93					
3000m Steeple	John KOSGEI	KEN	8:19.47		00					
High Jump	Tim FORSYTH	VIS/AIS	2.31m		96	Alison INVERARITY	WAIS	1.95m		95
Pole Vault	Dmitriy MARKOV	SASI	5.80m		98	Emma GEORGE	VIC	4.55m WR		97
Long Jump	Peter BURGE	NSWIS	8.30m	W +1.1	00	Nicole BOEGMAN	AIS	6.59m	W +1.9	92
Triple Jump	Larry ACHIKE	GBR	16.76m	W +0.8	00	Carmen MILLER	TIS	13.36m	W -0.7	99
Shot Put	CJ HUNTER	USA	19.82m		98	Georgette REED	CAN	16.35m		96
Discus Throw	Werner REITERER	VIC	63.02m		89	Daniela COSTIAN	AIS	66.10m		94
Hammer Throw	Yuri SEDYKH	URS	76.16m		91	Bronwyn EAGLES	NSWIS	67.24m		01
Javelin Throw	Sergey MAKAROV	RUS	87.13m		99	Tanje DAMASKE	GER	63.52m		96
4x100m	Queensland		39.46		95	Australia		43.68		94
4x400m						Australia		3:32.41		93

**TELSTRA A-Series - NEWCASTLE
PREVIOUS EDITIONS**

2001

Telstra Athletics Grand Prix - Newcastle/Hunter

3rd February

MEET RECORDS

100m	Patrick JOHNSON	AIS	10.47	W -2.4	01	Nicole APPS	NSW	11.95	W -2.9	01
200m	Mark MORESI	NSW	21.43	W -1.9	01					
400m	Daniel BATMAN	NSWI	46.73		01	Sandie RICHARDS	JAM	51.74		01
800m	Todd MACDONALD	NSW	1:50.68		01					
1500m						Erin HARGRAVE	NSWI	4:25.81		01
3000m	Stephen CHERONO	KEN	7:46.23		01					
100m H						Jacquie MUNRO	NSWI	13.74	W -2.4	01
110m H	Kyle VANDER KUYP	AIS	14.04	W -1.0	01					
400m H	Rohan ROBINSON	AIS	50.30		01					
High Jump	Nick MORONEY	NSWI	2.15m		01	Petrina PRICE	NSWI	1.80m		01
	James WATSON	NSW	2.15m		01					
Triple Jump	Andrew MURPHY	NSWI	17.07m	W +0.5	01	Gillian TING	NSW	12.95m	W +1.6	01
Shot Put						Michelle HAAGE	NSW	15.61m		01
Discus Throw	Peter ELVY	NSWI	58.01m		01	Christy THIEL	NSWI	51.89m		01
Javelin Throw						Samantha PEARSON	NSW	45.73m		01

AUSTRALIAN OPEN ATHLETICS CHAMPIONSHIPS PLACEGETTERS 1987 - 2001

First Place	Second Place	Third Place
Men - 100 metres		
1987 Shane Naylor (Vic) 10.35(+1.8)	Christopher 'Chris' Perry (Vic) 10.36(+1.8)	Paul Narracott (Qld) 10.38(+1.8)
1988 Shane Naylor (Vic) 10.61(-2.4)	Fred Martin (NSW) 10.75(-2.4)	Steven 'Steve' McBain (SA) 10.82(-2.4)
1989 David Dworjanyn (NSW) 10.57(-4.2)	Shane Naylor (Vic) 10.68(-4.2)	Tim Jackson (NSW) 10.68(-4.2)
1990 Tim Jackson (NSW) 10.43(-1.4)	Shane Naylor (Vic) 10.59(-1.4)	Steven 'Steve' McBain (SA) 10.76(-1.4)
1991 Dean Capobianco (WA) 10.36(+0.1)	Shane Naylor (Vic) 10.43(+0.1)	Steven 'Steve' McBain (SA) 10.46(+0.1)
1992 Shane Naylor (Vic) 10.51(-2.3)	Chad Stephenson (NSW) 10.58(-2.3)	Gus Nketia (NZL) 10.63(-2.3)
1993 Dean Capobianco (WA) 10.17(+4.7)	Damien Marsh (Qld) 10.20(+4.7)	(4) Rod Mapstone (WA) 10.69(-2.3)
1994 Damien Marsh (Qld) 10.39(-2.9)	Michael Johnson (USA) 10.51(-2.9)	Tim Jackson (NSW) 10.20(+4.7)
1995 Shane Naylor (Vic) 10.46(-2.3)	(3) Dean Capobianco (WA) 10.54(-2.9)	(4) Steve Brimacombe (Vic) 10.65(-2.9)
1996 Damien Marsh (Qld) 10.48(-1.7)	Damien Marsh (Qld) 10.62(-2.3)	Dean Capobianco (WA) 10.65(-2.3)
1997 Steve Brimacombe (Vic) 10.31(+1.2)	Rod Mapstone (WA) 10.52(-1.7)	Dean Capobianco (WA) 10.54(-1.7)
1998 Matthew 'Matt' Shirvington (NSW) 10.47(-3.4)	Chris Donaldson (NZL) 10.32(+1.2)	Gus Nketia (NZL) 10.39(+1.2)
1999 Matthew 'Matt' Shirvington (NSW) 10.24(-0.8)	(4) Patrick Johnson (ACT) 10.49(+1.2)	(5) Ryan Witnish (Vic) 10.52(+1.2)
2000 Matthew 'Matt' Shirvington (NSW) 10.26(-0.3)	Deji Aliu (NGR) 10.50(-3.4)	(4) Damien Marsh (Qld) 10.71(-3.4)
2001 Matthew 'Matt' Shirvington (NSW) 10.19 (+0.9)	(3) Paul Henderson (NSW) 10.68(-3.4)	Chris Donaldson (NZL) 10.37(-0.8)
	Adam Basil (Vic) 10.34(-0.8)	(4) Patrick Johnson (ACT) 10.40(-0.8)
	Patrick Johnson (ACT) 10.32(-0.3)	Damien Marsh (Qld) 10.40(-0.3)
	Patrick Johnson (ACT) 10.26(+0.9)	Paul Di Bella (QLD) 10.27(+0.9)
Men - 200 metres		
1987 John Dinan (Vic) 20.69(+4.0)	Robert 'Rob' Stone (Vic) 20.90(+4.0)	Peter van Miltenburg (Vic) 21.14(+4.0)
1988 Kieran Finn (WA) 21.16(-2.9)	Brett Leavy (Qld) 21.65(-2.9)	Peter Gandy (NSW) 22.00(-2.9)
1989 Darren Clark (NSW) 21.27(-4.3)	Clayton Kearney (NSW) 21.33(-4.3)	Andrew Douglas (Vic) 21.47(-4.3)
1990 Robert 'Rob' Stone (Vic) 20.94(-1.5)	Dean Capobianco (WA) 21.02(-1.5)	Tim Jackson (NSW) 21.18(-1.5)
1991 Dean Capobianco (WA) 20.64(-1.2)	Clayton Kearney (NSW) 21.29(-1.2)	Takale Tuna (PNG) 21.36(-1.2)
1992 Dean Capobianco (WA) 20.57(-0.8)	Damien Marsh (Qld) 20.70(-0.8)	(4) Andrew Douglas (Vic) 21.39(-1.2)
1993 Damien Marsh (Qld) 20.29(+3.4)	Paul Henderson (NSW) 20.36(+3.4)	Brett Leavy (Qld) 20.85(-0.8)
1994 Steve Brimacombe (Vic) 20.84(-4.1)	Dean Capobianco (WA) 20.85(-4.1)	Mark Ladbrook (Vic) 20.66(+3.4)
1995 Steve Brimacombe (Vic) 20.42(+2.9)	Paul Greene (NSW) 20.49(+2.9)	Damien Marsh (Qld) 20.94(-4.1)
1996 Dean Capobianco (WA) 20.79(-0.7)	Mark Ladbrook (Vic) 21.11(-0.7)	Mark Keddell (NZL) 20.60(+2.9)
1997 Chris Donaldson (NZL) 20.42(+0.5)	(3) Patrick Johnson (ACT) 20.54(+0.5)	(4) Daryl Wohlsen (Qld) 20.64(+2.9)
(2) Steve Brimacombe (Vic) 20.44(+0.5)	Matthew 'Matt' Shirvington (NSW) 21.37(-2.0)	Daryl Wohlsen (Qld) 21.26(-0.7)
1998 Damien Marsh (Qld) 21.34(-2.0)	(4) Patrick Johnson (ACT) 20.87(-0.4)	(4) Paul Pearce (Vic) 20.75(+0.5)
1999 Chris Donaldson (NZL) 20.71(-0.4)	Chris Donaldson (NZL) 20.74(+0.4)	Patrick Johnson (ACT) 21.42(-2.0)
(2) Matthew 'Matt' Shirvington (NSW) 20.77(-0.4)	(4) David Baxter (Vic) 21.10(+0.4)	Marc Foucan (FRA) 20.86(-0.4)
2000 Daryl Wohlsen (Qld) 20.64(+0.4)	Paul Di Bella (QLD) 20.66 (+1.1)	(5) Daryl Wohlsen (Qld) 20.92(-0.4)
2001 Patrick Johnson (ACT) 20.59(+1.1)		Antonie Bousombo (GAB) 20.90(+0.4)
		(5) Damien Marsh (Qld) 21.10(+0.4)
		Paul Pearce (VIC) 20.75(+1.1)
Men - 400 metres		
1987 Miles Murphy (NSW) 45.42	Robert 'Rob' Stone (Vic) 45.73	Gary Minihan (Vic) 45.87
1988 Miles Murphy (NSW) 44.71	Mohammed Almalky (OMN) 45.49	(4) Mark Garner (NSW) 45.88
1989 Darren Clark (NSW) 46.00	(3) Robert 'Rob' Stone (Vic) 45.73	(4) Mark Garner (NSW) 47.17
1990 Darren Clark (NSW) 45.04	Mohammed Almalky (OMN) 46.23	Miles Murphy (NSW) 45.88
1991 Paul Greene (NSW) 45.61	(3) Robert Ballard (NSW) 46.70	Joshua Coull (Vic) 46.16
1992 Mark Garner (NSW) 46.06	Robert 'Rob' Stone (Vic) 45.31	Joshua Coull (Vic) 46.68
1993 Darren Clark (NSW) 45.65	Stephen 'Steve' Perry (NSW) 46.00	Joshua Coull (Vic) 46.38
1994 Brett Callaghan (Vic) 46.17	Jason Kougelis (NSW) 46.23	Anthony Ryan (Qld) 46.47
1995 Paul Greene (NSW) 46.49	Jason Kougelis (NSW) 46.17	Michael Joubert (Qld) 46.54
1996 Jamie Baulch (GBR) 45.71	Michael Joubert (Qld) 46.20	(4) Lewis Rangott (NSW) 46.40
(2) Mark Ladbrook (Vic) 45.78	Mark Garner (NSW) 46.54	Casey Vincent (Vic) 46.31
1997 Brad Jamieson (SA) 46.48	(3) Paul Greene (NSW) 46.16	Jason Schmidberger (WA) 46.77
1998 Declan Stack (WA) 45.55	Declan Stack (WA) 46.20	(5) Scott Thom (Vic) 46.52
1999 Brad Jamieson (SA) 45.59	Patrick Dwyer (NSW) 46.44	Daniel Batman (NSW) 46.71
2000 Patrick Dwyer (NSW) 45.21	Ibrahim Wade (SEN) 46.03	Tomas Coman (IRL) 46.18
2001 Paul Pearce (VIC) 45.87	(3) Casey Vincent (Vic) 46.16	(5) Anton Booth (QLD) 46.49
	Brad Jamieson (SA) 46.40	
	Daniel Batman (NSW) 45.93	

First Place	Second Place	Third Place
Men - 800 metres		
1987 Ian Gaudry (NSW) 1:49.64	Barry Acres (WA) 1:50.12	Alan Ozolins (NSW) 1:50.42
1988 Ian Gaudry (NSW) 1:47.67	Barry Acres (WA) 1:48.09	Matthew 'Matt' Favier (Qld) 1:48.11
1989 Simon Doyle (Qld) 1:49.90	Richard Polkinghorne (Vic) 1:50.35	Rodney Marks (SA) 1:50.42
1990 Dean Kenneally (Vic) 1:48.08	Greg Whitfield (Vic) 1:48.15	Matthew 'Matt' Favier (Qld) 1:48.67
1991 Simon Doyle (Qld) 1:46.76	Simon Still (Qld) 1:47.07	Dean Kenneally (Vic) 1:47.33
1992 Barry Acres (WA) 1:48.37	Dean Kenneally (Vic) 1:48.78	Simon Still (Qld) 1:49.15
1993 Simon Lewin (Vic) 1:47.06	Barry Acres (WA) 1:47.29	Simon Still (Qld) 1:48.23
1994 Brendan Hanigan (Tas) 1:47.70	Dean Kenneally (Vic) 1:48.16	Barry Acres (WA) 1:48.33
1995 Sammy Langat (KEN) 1:48.10	(4) Ewen MacDonald (Vic) 1:48.89	Vincent Malakwen (KEN) 1:48.50
(2) Joseph Ischia (Vic) 1:48.36		(5) Paul Cleary (Vic) 1:48.95
1996 Sammy Langat (KEN) 1:47.35	(3) Martin Byron (NSW) 1:47.98	(4) Joseph Ischia (Vic) 1:48.01
(2) Heath Fitzpatrick (Qld) 1:47.63		
1997 Elijah Maru (KEN) 1:47.33	(3) Paul Byrne (Vic) 1:47.87	(4) Brendan Hanigan (Tas) 1:48.04
(2) Justin Rinaldi (Vic) 1:47.78		
1998 Noah Ngeny (KEN) 1:46.85	(3) Grant Cremer (NSW) 1:47.12	(4) Joseph Ischia (Vic) 1:47.62
(2) Brendan Hanigan (Tas) 1:47.00		
1999 Noah Ngeny (KEN) 1:47.70	(3) Brendan Hanigan (Tas) 1:48.72	(5) Joseph Ischia (Vic) 1:48.93
(2) Grant Cremer (NSW) 1:48.10		
2000 Assia-Djabir Said-Guerni (ALG) 1:44.28	David Lelei (KEN) 1:44.58	(6) Heath Fitzpatrick (Qld) 1:48.22
(3) Kris McCarthy (Vic) 1:45.91	(4) Martin Byron (NSW) 1:47.32	
2001 Kristopher McCarthy (VIC) 1:47.08	Mark Rogers (NZL) 1:47.54	(3) Frazer Dowling (NSW) 1:47.60
		(4) Mal Muir (QLD) 1:49.93
Men - 1500 metres		
1987 Michael 'Mike' Hillardt (Qld) 3:37.59	Andrew Lloyd (NSW) 3:39.23	Peter Bourke (Vic) 3:39.43
1988 Michael 'Mike' Hillardt (Qld) 3:47.62	Patrick 'Pat' Scammell (Vic) 3:48.38	Glenn Ritchie (NSW) 3:51.17
1989 Dean Paulin (Vic) 3:41.35	Simon Doyle (Qld) 3:41.87	Glenn Ritchie (NSW) 3:43.61
1990 Andrew Lloyd (NSW) 3:40.77	Patrick 'Pat' Scammell (Vic) 3:41.42	Martin Bannink (Vic) 3:43.34
1991 Simon Doyle (Qld) 3:38.38	Patrick 'Pat' Scammell (Vic) 3:39.53	Glenn Ritchie (NSW) 3:43.82
1992 Patrick 'Pat' Scammell (Vic) 3:43.28	Darren Abbott (SA) 3:45.07	Kealin Hanigan (Tas) 3:45.37
1993 Simon Doyle (Qld) 3:46.03	David Evans (Vic) 3:46.48	Alex Davey (Vic) 3:46.83
1994 Simon Doyle (Qld) 3:40.22	Richard Potts (NZL) 3:41.38	(4) Patrick 'Pat' Scammell (Vic) 3:42.16
	(3) Dean Paulin (Vic) 3:41.73	
1995 Darren Lynch (Vic) 3:53.30	Dean Paulin (Vic) 3:53.62	Jason Rock (Vic) 3:53.81
1996 Paul Bitok (KEN) 3:40.94	(3) Darren Lynch (Vic) 3:42.32	(5) Patrick 'Pat' Scammell (Vic) 3:42.82
(2) Paul Cleary (Vic) 3:41.83		
1997 Paul Bitok (KEN) 3:41.56	(4) Holt Hardy (NSW) 3:45.24	David Kibet (KEN) 3:44.85
(2) Scott Petersen (Vic) 3:43.38		(5) Nick Landbeck (Qld) 3:45.53
1998 Martin Keino (KEN) 3:40.91	Hamish Christensen (NZL) 3:41.17	(5) Timothy Carroll (Qld) 3:42.86
(3) Holt Hardy (NSW) 3:41.42	(4) Chris Bowden (Vic) 3:42.62	
1999 Paul Cleary (Vic) 3:42.59	Scott Petersen (Vic) 3:43.99	Justin Rinaldi (Vic) 3:44.25
2000 William Chirchir (KEN) 3:38.51	John Kosgei (KEN) 3:39.60	(6) Clinton Mackevicius (NSW) 3:46.56
(3) Nicholas 'Nick' Howarth (SA) 3:40.19	(5) Alastair Stevenson (Qld) 3:43.47	
2001 Clinton Mackevicius (VIC) 3:41.74	Zac Ashkanasy (QLD) 3:43.94	Lachlan Chisholm NSW 3:44.06
Men - 5,000 metres		
1987 Gerard Barrett (Qld) 13:42.09	Stephen 'Steve' Moneghetti (Vic) 13:47.79	Peter Brett (SA) 13:51.96
1988 Andrew Lloyd (NSW) 13:36.15	John Andrews (NSW) 13:42.37	Stephen 'Steve' Moneghetti (Vic) 13:45.03
1989 Phil Clode (NZL) 13:58.05	(3) Gerard Barrett (Qld) 14:02.58	(4) Sean Quilty (Vic) 14:27.26
(2) John Andrews (NSW) 13:58.44		
1990 Simon Doyle (Qld) 13:45.05	John Andrews (NSW) 13:47.43	Darren Wilson (Vic) 13:48.50
1991 Rodney 'Rod' Higgins (ACT) 13:49.42	Stephen 'Steve' Moneghetti (Vic) 13:52.95	Patrick 'Pat' Carroll (Qld) 13:58.04
1992 Andrew Lloyd (NSW) 13:30.52	Patrick 'Pat' Carroll (Qld) 13:30.53	Peter O'Donoghue (Vic) 13:31.44
1993 Peter O'Donoghue (Vic) 13:55.1	Julian Paynter (Vic) 13:55.7	Paul Patrick (Vic) 13:58.7
1994 Julian Paynter (Vic) 13:38.99	Jonathon Wyatt (NZL) 13:44.21	Richard Potts (NZL) 13:53.41
	(4) Paul Patrick (Vic) 13:57.34	(6) David Evans (Vic) 14:09.37
1995 Daniel Komen (KEN) 13:41.24	(3) Julian Paynter (Vic) 13:53.66	(4) Stephen 'Steve' Moneghetti (Vic) 13:55.88
(2) Shaun Creighton (Vic) 13:41.24		
1996 David Kibet (KEN) 13:38.48	(5) Julian Paynter (Vic) 13:45.27	Robbie Johnston (NZL) 13:40.44
(2) Shaun Creighton (Vic) 13:39.00		(6) Stephen 'Steve' Moneghetti (Vic) 13:47.10
1997 Paul Bitok (KEN) 13:31.90	(3) Lee Troop (Vic) 13:36.69	(4) Darren Wilson (Vic) 13:38.60
(2) Julian Paynter (Vic) 13:35.13		
1998 Shaun Creighton (Vic) 13:24.84	Mizan Mehari (ACT) 13:36.81	Lee Troop (Vic) 13:41.16
1999 Ben Maiyo (KEN) 13:26.09	(4) Lee Troop (Vic) 13:42.60	Martin Keino (KEN) 13:35.09
(2) Mizan Mehari (ACT) 13:31.02		(5) Darren Lynch (Vic) 13:46.37
2000 Michael Power (Vic) 13:28.11	Sisay Bezabeh (ACT) 13:33.23	Shaun Creighton (Vic) 13:42.68
2001 James Getanda (KEN) 13:29.53;		
(2) Michael Power (Vic) 13:30.50	Nigel Adkin (Vic) 13:44.86	Brett Cartwright (SA) 13:47.43

First Place	Second Place	Third Place
Men - 10,000 metres		
1987 Andrew Lloyd (NSW) 28:04.39	David Burrridge (NZL) 28:06.16	(4) Peter Brett (SA) 28:16.03
1988 Stephen 'Steve' Moneghetti (Vic) 28:18.98	(3) Stephen 'Steve' Moneghetti (Vic) 28:09.04	Patrick 'Pat' Carroll (Qld) 28:30.55
1989 Andrew Lloyd (NSW) 28:22.95	Andrew Lloyd (NSW) 28:30.48	Jamie Harrison (NSW) 28:44.67
1990 Jamie Harrison (NSW) 29:34.38	Stephen 'Steve' Moneghetti (Vic) 28:28.02	Paul Arthur (NSW) 29:46.38
1991 Jamie Harrison (NSW) 28:41.08	Dean Giblin (Tas) 29:39.27	Francois 'Rob' de Castella (Vic) 28:59.88
1992 Jamie Harrison (NSW) 29:02.72	Peter Brett (SA) 28:43.09	Roderic 'Rod' de Highden (Vic) 29:09.30
1993 Rodney 'Rod' Higgins (ACT) 29:02.7	Malcolm Norwood (Vic) 29:04.47	Paul Arthur (NSW) 29:38.7
1994 Jamie Harrison (NSW) 29:30.84	Roderic 'Rod' de Highden (Vic) 29:31.5	John Andrews (NSW) 29:32.65
1995 Robbie Johnston (NZL) 27:58.51	Wayne Larden (NSW) 29:31.88	(4) David Evans (Vic) 28:55.55
(2) Shaun Creighton (Vic) 28:02.13	(3) Stephen 'Steve' Moneghetti (Vic) 28:03.48	
1997 Julian Paynter (Vic) 28:35.31	Lee Troop (Vic) 29:16.03	Roderic 'Rod' de Highden (Vic) 29:27.56
1998 Luke Kipkosgei (KEN) 27:29.44	Julius Kiptoo (KEN) 27:30.04	Robbie Johnston (NZL) 28:07.80
(4) Lee Troop (Vic) 28:08.35	(5) Stephen 'Steve' Moneghetti (Vic) 28:09.96	(6) Dean Cavuoto (ACT) 28:35.06
1999 Luke Kipkosgei (KEN) 27:22.54.0	Ben Maiyo (KEN) 27:40:34.0	(7) David Evans (Vic) 29:04:05.0
(3) Lee Troop (Vic) 28:04:64.0	(6) Roderic 'Rod' de Highden (Vic) 28:57:87.0	
2000 Joseph Kimani (KEN) 28:30.32	Emerson Iser Bem (BRA) 28:51.17	Robbie Johnston (NZL) 28:54.54
(4) Sean Quilty (Vic) 29:23.01	(5) Dean Cavuoto (ACT) 29:26.58	(6) Andrew Letherby (Qld) 29:32.77
2001 Luke Kipkosgei (KEN) 27:57.11	Abraham Chebii (KEN) 28:23.95	
(3) Sisay Bezabeh (ACT) 28:40.09	(5) Nigel Adkin (VIC) 28:43.20	(6) Brett Cartwright (SA) 28:52.73
Men - 110 metres Hurdles		
1987 Donald 'Don' Wright (Qld) 14.03(+0.3)	Simon Poelman (NZL) 14.10(+0.3)	(5) Neil McGillivray (Vic) 14.63(+0.3)
1988 Donald 'Don' Wright (Qld) 14.04(-2.1)	(3) John Caliguri (Vic) 14.15(+0.3)	Steve Saunders (NSW) 14.69(-2.1)
1989 Donald 'Don' Wright (Qld) 14.09(-1.9)	John Caliguri (Vic) 14.06(-2.1)	Dean Capobianco (WA) 14.51(-1.9)
1990 John Caliguri (Vic) 14.15(-1.1)	John Caliguri (Vic) 14.19(-1.9)	Tony Briggs (Vic) 14.67(-1.1)
1991 John Caliguri (Vic) 13.87(-0.4)	Kyle Vander-Kuyp (Vic) 14.31(-1.1)	Max Robertson (ACT/GBR) 14.33(-0.4)
1992 Kyle Vander-Kuyp (Vic) 14.33(-1.2)	Kyle Vander-Kuyp (Vic) 13.88(-0.4)	David Cooper (Qld) 14.70(-1.2)
1993 Kyle Vander-Kuyp (Vic) 13.57(+1.7)	John Caliguri (Vic) 14.38(-1.2)	John Caliguri (Vic) 13.93(+1.7)
1994 Kyle Vander-Kuyp (Vic) 13.60(-3.0)	David Cooper (Qld) 13.92(+1.7)	(4) Paul Edmiston (WA) 14.36(-3.0)
1995 Colin Jackson (GBR) 13.32(-0.9)	Jack Pierce (USA) 13.72(-3.0)	(6) Ryan Moore (WA) 14.45(-0.9)
(2) Kyle Vander-Kuyp (Vic) 13.68(-0.9)	(3) David Cooper (Qld) 14.34(-3.0)	
1996 Kyle Vander-Kuyp (Vic) 13.54(-1.6)	(5) Paul Edmiston (WA) 14.35(-0.9)	(4) Paul Edmiston (WA) 14.34(-1.6)
1997 Kyle Vander-Kuyp (Vic) 13.81(-2.5)	Paul Gray (GBR) 13.80(-1.6)	Jagan Hames (SA) 14.27(-2.5)
1998 Kyle Vander-Kuyp (Vic) 14.00(-2.0)	(3) David Cooper (Qld) 14.27(-1.6)	Manabu Tomita (JPN) 14.48(-2.0)
1999 Kyle Vander-Kuyp (Vic) 13.73(-0.6)	David Cooper (Qld) 14.23(-2.5)	(5) Chris Ingram (Qld) 14.73(-2.0)
2000 Tim Ewen (SA) 13.87(+1.5)	Kimihiro Asami (JPN) 14.40(-2.0)	David Rose (SA) 14.17(-0.6)
2001 Kyle Vander Kype (ACT) 13.55	(4) Jagan Hames (SA) 14.57(-2.0)	Yasunori Yoshioka (JPN) 14.13(+1.5)
	Rod Zuyderwyk (Qld) 14.05(-0.6)	(5) Martin Barrow (Vic) 14.19(+1.5)
	Berlioz Randriamihaja (MAD) 13.96(+1.5)	Kimihiro Asami (JPN) 13.95
	(4) Stuart Anderson (Qld) 14.14(+1.5)	(4) Nfa Forster-Jones (VIC) 14.08
	Stuart Anderson (QLD) 13.73	
Men - 400 metres Hurdles		
1987 Kenneth 'Ken' Gordon (Qld) 50.93	Darren Wright (WA) 51.22	Dolph Francis (Qld) 51.84
1988 Leigh Miller (Vic) 49.85	Darren Wright (WA) 50.30	Kenneth 'Ken' Gordon (Qld) 50.61
1989 Leigh Miller (Vic) 50.65	Kevin Oakey (Vic) 51.34	Andrew Zorzit (NSW) 51.35
1990 Leigh Miller (Vic) 50.00	Tony Briggs (Vic) 50.21	Kevin Oakey (Vic) 51.66
1991 Rohan Robinson (Vic) 49.35	Tony Briggs (Vic) 50.11	Leigh Miller (Vic) 50.33
1992 Rohan Robinson (Vic) 49.94	Tony Briggs (Vic) 50.38	Manesh Pillay (WA) 50.72
1993 Syunji Karube (JPN) 50.21	(3) Leigh Miller (Vic) 51.81	(4) Andrew Zorzit (NSW) 52.07
(2) Rohan Robinson (Vic) 50.35		
1994 Nicholas 'Nick' Ward (WA) 49.49	Rohan Robinson (Vic) 49.62	Simon Hollingsworth (Tas) 49.68
1995 Rohan Robinson (Vic) 49.35	Simon Hollingsworth (Tas) 49.73	Matthew Woodhouse (NSW) 50.63
1996 Rohan Robinson (Vic) 49.62	Simon Hollingsworth (Tas) 50.12	Zid Abou Hamed (NSW) 50.52
1997 Rohan Robinson (Vic) 49.83	Zid Abou Hamed (NSW) 50.28	Matthew 'Matt' Beckenham (NSW) 51.21
1998 Rohan Robinson (Vic) 49.28	Zid Abou Hamed (NSW) 49.79	Blair Young (Qld) 50.57
1999 Dai Tamesue (JPN) 49.39	(3) Rohan Robinson (Vic) 49.57	(4) Matthew 'Matt' Beckenham (NSW) 49.97
(2) Zid Abou Hamed (NSW) 49.47		
2000 Rohan Robinson (Vic) 50.21	Zid Abou Hamed (NSW) 50.45	Blair Young (Qld) 50.53
2001 Blair Young (QLD) 49.89	Yoshihiro Chiba (JPN) 50.12	Mathew Woodhouse (NSW) 50.81
		(4) Rohan Robinson (ACT) 50.87
Men - 3,000 metres Steeplechase		
1987 Michael 'Mike' Inwood (Qld) 8:51.01	Shane George (Qld) 9:06.06	Robert Gilfillan (Vic) 9:14.60
1988 Brendan Hewitt (SA) 8:45.91	Michael 'Mike' Inwood (Qld) 8:51.67	Gary Zeuner (SA) 8:53.86
1989 Michael 'Mike' Inwood (Qld) 8:48.35	Craig Logan (Vic) 8:50.84	Gary Zeuner (SA) 8:51.91
1990 Patrick Woods (ACT) 8:43.50	John Lisiewicz (SA) 8:45.11	Brendan Hewitt (SA) 8:49.0
1991 Shaun Creighton (Vic) 8:31.30	Patrick Woods (ACT) 8:53.40	Anthony Neal (Vic) 8:56.30
1992 Shaun Creighton (Vic) 8:32.05	Jared Letica (NZL) 8:48.41	(4) Ian Humphries (NSW) 8:58.07
1993 Shaun Creighton (Vic) 8:29.31	(3) Graeme Olden (Vic) 8:51.55	
1994 Shaun Creighton (Vic) 8:41.49	Graeme Olden (Vic) 8:58.64	David Rundle (NSW) 9:01.55
1995 Christopher 'Chris' Unthank (Vic) 8:47.61	Richard Russell (Vic) 8:45.53	Hamish Christensen (NZL) 8:46.24
1996 Christopher 'Chris' Unthank (Vic) 8:32.66	Hamish Christensen (NZL) 8:55.66	(5) Anthony Hill (Vic) 8:51.24
1997 Christopher 'Chris' Unthank (Vic) 8:50.12	(3) Anthony Neal (Vic) 8:59.28	(4) Graeme Olden (Vic) 9:01.37
1998 Christopher 'Chris' Unthank (Vic) 8:41.88	Phillip Costley (NZL) 8:44.94	
1999 Martin Dent (NSW) 8:39.33	(3) Scott Faulkner (Vic) 8:49.05	(4) Graeme Olden (Vic) 8:50.61
2000 Christopher 'Chris' Unthank (Vic) 8:36.35	Martin Dent (NSW) 8:59.46	Tim Readwin (Vic) 9:06.04
2001 Peter Nowill (QLD) 8:46.52	Scott Faulkner (Vic) 8:51.13	Stephen Thurston (SA) 8:55.41
	Stephen Thurston (SA) 8:41.50	Hiromitsu Sakakieda (JPN) 8:54.97
	Stephen Thurston (SA) 8:39.98	(4) Stephen McMahon (Vic) 8:58.14
	Yoshitaka Iwamizu (JPN) 8:49.10	Martin Dent (NSW) 8:43.67
		Scott McTaggart (ACT) 8:54.86
		(4) Ryan Taylor (ACT) 8:55.81

First Place	Second Place	Third Place
Men - 5,000 metres Walk		
1987 David 'Dave' Smith (Vic) 19:22.70	Simon Baker (Vic) 20:26.25	Andrew Jachno (Vic) 20:44.26
1988 Simon Baker (Vic) 19:40.76	Andrew Jachno (Vic) 20:11.49	Paul Kennedy (Vic) 22:25.27
1989 Simon Baker (Vic) 19:38.23	Andrew Jachno (Vic) 20:06.10	Paul Copeland (Vic) 21:06.70
1990 Andrew Jachno (Vic) 19:29.84	Nicholas Ahern (NSW) 19:56.03	Simon Baker (Vic) 20:36.51
1991 Nicholas Ahern (NSW) 19:08.03	Andrew Jachno (Vic) 19:09.74	David 'Dave' Smith (Vic) 20:26.70
1992 David 'Dave' Smith (Vic) 19:23.41	Simon Baker (Vic) 19:47.84	Michael Harvey (Vic) 20:40.75
1993 Nicholas Ahern (NSW) 18:58.7	David 'Dave' Smith (Vic) 20:09.9	Simon Baker (Vic) 20:33.2
1994 Nicholas Ahern (NSW) 19:11.99	Steven 'Steve' Beecroft (Vic) 19:46.91	Simon Baker (Vic) 19:57.43
1995 Nicholas Ahern (NSW) 19:36.72	Dion Russell (Vic) 20:07.28	Brent Vallance (NSW) 20:40.45
1996 Nicholas Ahern (NSW) 19:23.18	Brent Vallance (NSW) 19:30.63	Scott Nelson (NZL) 19:42.28
1997 Nicholas Ahern (NSW) 19:24.31	Scott Nelson (NZL) 20:13.84	(4) Dion Russell (Vic) 20:04.76
1998 Nicholas Ahern (NSW) 19:12.92	Dion Russell (Vic) 19:39.62	Brent Vallance (NSW) 20:25.87
		Scott Nelson (NZL) 20:11.05
		(4) Troy Sundstrom (NSW) 20:28.65
Men - High Jump		
1987 Marc Howard (Vic) 2.16m	Roger Te Puni (NZL) 2.16m	Kirk McNeely (NZL) 2.16m
1988 David Anderson (WA) 2.26m	(4) Phillip 'Phil' Henderson (Vic) 2.13m	(6) Desmond Braithwaite (Vic) 2.10m
1989 Ian Garrett (NSW) 2.22m	Marc Howard (Vic) 2.26m	Warren Lefebvre (NSW) 2.11m
	David Anderson (WA) 2.22m	Phillip 'Phil' Henderson (Vic) 2.18m
1990 David Anderson (WA) 2.26m	Andrew Davis (SA) 2.20m	Marc Howard (Vic) 2.18m
1991 Timothy 'Tim' Forsyth (Vic) 2.30m	Ian Garrett (NSW) 2.22m	Timothy 'Tim' Forsyth (Vic) 2.15m
		David Hay (Vic) 2.19m
1992 Timothy 'Tim' Forsyth (Vic) 2.33m	David Anderson (WA) 2.31m	David Anderson (WA) 2.19m
1993 Timothy 'Tim' Forsyth (Vic) 2.28m	Lochsley Thomson (NSW) 2.24m	Lochsley Thomson (NSW) 2.31m
1994 Timothy 'Tim' Forsyth (Vic) 2.33m	Jagan Hames (SA) 2.30m	Jagan Hames (SA) 2.20m
1995 Ian Garrett (NSW) 2.21m	Christopher 'Chris' Anderson (WA) 2.18m	David Anderson (WA) 2.20m
1996 Christopher 'Chris' Anderson (WA) 2.27m	Timothy 'Tim' Forsyth (Vic) 2.23m	Lochsley Thomson (NSW) 2.27m
		David Frazer (Vic) 2.18m
1997 Timothy 'Tim' Forsyth (Vic) 2.36m	Glen Howard (NZL) 2.18m	Yoshiteru Kaihoko (JPN) 2.19m
	Jagan Hames (SA) 2.18m	(4) Ian Garrett (NSW) 2.15m
1998 Timothy 'Tim' Forsyth (Vic) 2.32m	Jin-Taek Lee (KOR) 2.10m	(4) Nick Moroney (NSW) 2.18m
	Glenn Morante (NSW) 2.10m	(4) Chris Hogan (Tas) 2.10m
1999 Ronald 'Ron' Garlett (SA) 2.18m	Christopher 'Chris' Anderson (WA) 2.14m	Nick Moroney (NSW) 2.14m
2000 Nick Moroney (NSW) 2.22m	Konstantine Matusевич (ISR) 2.22m	(5) Glenn Morante (NSW) 2.10m
	(3) Ronald 'Ron' Garlett (SA) 2.18m	Keith Elliott (NSW) 2.14m
2001 Nick Moroney (NSW) 2.22m	Mark Taylor (NSW) 2.14m	
Men - Pole Vault		
1987 Neil Honey (Vic) 5.25m	Justin Thomas (SA) 4.80m	Steve Wilson (SA) 4.65m
1988 Neil Honey (Vic) 5.15m	Timothy 'Tim' Foster (SA) 5.15m	Adam Steinhardt (SA) 5.15m
1989 Simon Arkell (SA) 5.20m	Timothy 'Tim' Foster (SA) 5.00m	Neil Honey (Vic) 4.80m
1990 Timothy 'Tim' Foster (SA) 5.15m	Neil Honey (Vic) 5.05m	John Mattinson (SA) 4.95m
1991 Simon Arkell (SA) 5.55m	Roman Bochamnikov (URS) 5.30m	(4) James Miller (WA) 5.00m
	(3) Timothy 'Tim' Foster (SA) 5.20m	(4) Mark Jeffrey (WA) 5.00m
1992 Simon Arkell (SA) 5.55m	Paul Gibbons (NZL) 5.40m	(6) Adam Steinhardt (SA) 5.10m
	(3) Timothy 'Tim' Foster (SA) 5.30m	
1993 James Miller (WA) 5.45m	Simon Arkell (SA) 5:45m	Tosiyuki Hasioka (JPN) 5.35m
	(3) Adam Steinhardt (SA) 5.35m	(4) Greg Halliday (SA) 5.25m
1994 Scott Huffman (USA) 5.45m	Simon Arkell (SA) 5.50m	(5) Robert Hill (Vic) 5.25m
James Miller (WA) 5.45m	Simon Arkell (SA) 5.40m	Adam Steinhardt (SA) 5.30m
1995 James Miller (WA) 5.60m	Paul Gibbons (NZL) 5.20m	Brett Styles (WA) 5.40m
1996 James Miller (WA) 5.70m	(3) Paul Burgess (WA) 5.00m	(4) Steven Levitzke (WA) 5.00m
1997 James Miller (WA) 5.30m	James Miller (WA) 5.50m	Paul Burgess (WA) 5.40m
	Paul Burgess (WA) 5.30m	David Cardone (SA) 5.10m
1998 Dmitri Markov (SA) 5.50m	Dmitri Markov (SA) 5.50m	Danny Krasnov (ISR) 5.50m
1999 Viktor Tchistiakov (SA) 5.40m		(4) Alex Mirochnitchenko (SA) 5.25m
2000 Paul Burgess (WA) 5.50m	Paul Burgess (WA) 5.55m	Victor Christiakov (SA) 5.30m
2001 Dmitri Markov (WA) 5.65m		
Men - Long Jump		
1987 Gary Honey (Vic) 8.22m(+5.7)	David Culbert (Vic) 7.93m(+5.4)	Michael Morgan (Vic) 7.71m(+4.0)
1988 Gary Honey (Vic) 8.30m(+5.8)	David Culbert (Vic) 7.78m	Steven Knott (Tas) 7.57m(+4.4)
1989 Gary Honey (Vic) 8.11m	Clint Harvey (Qld) 7.81m(+5.0)	Michael Morgan (Vic) 7.79m(+2.0)
1990 David Culbert (Vic) 7.95m(+1.4)	Michael Morgan (Vic) 7.91m(+1.6)	Andrew Murphy (Vic) 7.87m(+0.9)
1991 Jonathan Moyle (NZL) 7.76m(+0.5)	(3) Dean Smith (Qld) 7.57m	(4) Clint Harvey (Qld) 7.48m
(2) David Culbert (Vic) 7.71m		
1992 David Culbert (Vic) 7.79m	Jonathan Moyle (NZL) 7.69m(+0.5)	(4) Glen Carroll (NSW) 7.45m
	(3) Michael Morgan (Vic) 7.61m	
1993 Mike Powell (USA) 8.43m(+1.7)	(3) Jai Taurima (Qld) 7.84m(+2.3)	(5) David Culbert (Vic) 7.69m(+0.7)
(2) Michael Morgan (Vic) 7.85m(+4.8)		
1994 Jai Taurima (Qld) 8.00m(+4.4)	Ryan Moore (WA) 7.99m(+2.5)	David Culbert (Vic) 7.91m(+4.1)
1995 Craig Furber (Vic) 7.79m(+1.3)	Aaron Langdon (NZL) 7.70m(+2.4)	Jonathan Moyle (NZL) 7.68m(+3.9)
	(4) Jai Taurima (Qld) 7.58m(+0.7)	(5) Graham Richards (WA) 7.57m(+1.6)
1996 Jai Taurima (Qld) 7.92m(+1.0)	Aaron Langdon (NZL) 7.86m(+1.9)	(4) Graham Richards (WA) 7.73m(+1.7)
	(3) Craig Furber (Vic) 7.75m(+0.9)	
1997 Shane Hair (WA) 8.01m(+2.8)	Jai Taurima (Qld) 7.88(+2.9)	Jagan Hames (SA) 7.83m(+1.3)
1998 Shane Hair (WA) 8.09m(+2.2)	Jai Taurima (Qld) 7.92m(+1.4)	Leigh Stuart (Vic) 7.81m(+2.2)
1999 Shane Hair (WA) 8.01m(+0.3)	Jai Taurima (Qld) 7.99m(+0.2)	Leigh Stuart (Vic) 7.72m(+0.3)
2000 Peter Burge (Qld) 8.28m(-0.4)	Jai Taurima (Qld) 8.09m(+0.7)	Nabil Adamou (Vic) 7.73m(+0.4)
2001 Peter Burge (NSW) 7.97m	Tim Parravicini (QLD) 7.94m	Leigh Stuart (VIC) 7.93m

First Place	Second Place	Third Place
Men - Triple Jump		
1987 Peter Beames (Vic) 15.95m(-1.9)	Andrew Murphy (Vic) 15.41m(-1.2)	Robert Syme (SA) 15.29m(-0.5)
1988 Peter Beames (Vic) 16.55m(+3.6)	Matthew 'Matt' Sweeney (Vic) 16.52m(+2.2)	Andrew Murphy (Vic) 16.33m(+4.0)
1989 Matthew 'Matt' Sweeney (Vic) 16.65m(+1.5)	John Stapylton-Smith (NZL) 12.22(+1.7)	Paul Simonsen (NSW) 16.13m(+1.6)
	Peter Beames (Vic) 16.13m(+1.7)	
1990 Andrew Murphy (Vic) 16.57m(+1.1)	John MacKenzie (WA) 15.90m(+1.5)	Timothy 'Tim' Barnes (NSW) 15.69m
1991 Matthew 'Matt' Sweeney (Vic) 16.31m	Andrew Murphy (Vic) 15.91m	Simon Jacotine (Vic) 15.42m
1992 Matthew 'Matt' Sweeney (Vic) 16.02m	Andrew Murphy (Vic) 15.94m	Anthony 'Tony' Brideson (SA) 15.64m
1993 Peter Burge (Qld) 15.87m	Leigh Stuart (Vic) 15.76m	Anthony 'Tony' Brideson (SA) 15.57m
1994 Andrew Murphy (Vic) 16.76m(+3.2)	Jari Lamsa (FIN) 15.80m(+3.2)	(4) Anthony 'Tony' Brideson (SA) 15.61m(+5.0)
	(3) Paul Simonsen (NSW) 15.72m(+3.2)	
1995 Andrew Murphy (Vic) 16.34m(+0.6)	Timothy 'Tim' Barnes (NSW) 15.99m(-0.5)	Leigh Stuart (Vic) 15.80m(+2.1)
1996 Andrew Murphy (Vic) 17.07m(+1.8)	Peter Burge (Qld) 16.03m(+1.9)	John MacKenzie (WA) 15.68m(+1.6)
1997 Andrew Murphy (Vic) 17.03m(+4.1)	Timothy 'Tim' Barnes (NSW) 15.78m(+4.2)	Stacey Taurima (Qld) 15.71(+1.0)
1998 Larry Achike (GBR) 16.79m(+2.1)	(4) Llanley Crowder (NSW) 15.76m(+3.1)	Mohd Zaki Sadri (MAS) 15.86m(+1.7)
(2) Andrew Murphy (Vic) 16.19m(+2.2)		(5) Timothy 'Tim' Barnes (NSW) 15.74m(+1.8)
1999 Andrew Murphy (Vic) 17.04m(+0.6)	Jacob McReynolds (Qld) 15.92m(+0.9)	Takashi Komatsu (JPN) 15.89m(+0.7)
		(4) Stacey Taurima (Qld) 15.84m(+0.4)
2000 Rogel Nachum (ISR) 16.80m(+0.2)	(4) Timothy 'Tim' Barnes (NSW) 15.97m(-1.4)	Larry Achike (GBR) 16.28m(+2.3)
(2) Andrew Murphy (Vic) 16.56m(-1.0)		(5) Jacob McReynolds (Qld) 15.59m(+0.3)
2001 Andrew Murphy (NSW) 16.96m	Jacob McReynolds (NSW) 16.47m	Tim Barnes (NSW) 16.33m
Men - Shot Put		
1987 John Minns (Vic) 18.64m	John McNamara (Qld) 17.65m	Joseph 'Joe' Quigley (Vic) 17.39m
1988 John Minns (Vic) 18.91m	Joseph 'Joe' Quigley (Vic) 16.86m	Craig Watson (Tas) 16.04m
1989 John Minns (Vic) 18.65m	Werner Reiterer (Vic) 17.13m	Joseph 'Joe' Quigley (Vic) 16.85m
1990 Craig Watson (Tas) 17.20m	Werner Reiterer (Vic) 17.14m	John McNamara (Qld) 16.33m
1991 Werner Reiterer (Vic) 17.52m	Craig Watson (Tas) 17.10m	John Hancy (WA) 16.95m
1992 Craig Watson (Tas) 17.22m	John Hancy (WA) 16.93m	Peter Lonsdale (Qld) 16.83m
1993 John Minns (Vic) 18.22m	John McNamara (Qld) 17.15m	Jason Impey (NSW) 16.01m
1994 John Minns (Vic) 18.30m	Jason Impey (NSW) 17.66m	John McNamara (Qld) 17.65m
1995 John Minns (Vic) 17.39m	John McNamara (Qld) 16.65m	Jakob Vujcic (NSW) 16.46m
1996 Pavol Pankuch (SVK) 17.95m	(3) John Gorddard (WA) 17.50m	(4) John McNamara (Qld) 16.87m
(2) Clay Cross (NSW) 17.53m		
1997 Clay Cross (NSW) 18.16m	Justin Anlezark (Qld) 18.00m	Christopher 'Chris' Gaviglio (Qld) 17.18m
1998 Justin Anlezark (Qld) 18.73m	Clay Cross (NSW) 18.01m	Aaron Neighbour (Vic) 17.43m
1999 Clay Cross (NSW) 18.89m	Aaron Neighbour (Vic) 18.26m	Rhys Jones (Qld) 16.81m
2000 Justin Anlezark (Qld) 19.24m	Clay Cross (NSW) 18.33m	John Minns (Vic) 17.61m
2001 Justin Anlezark (QLD) 18.48m	Scott Martin (VIC) 17.76m	Aaron Neighbour (VIC) 17.65m
Men - Discus Throw		
1987 Paul Nandapi (Vic) 59.86m	Werner Reiterer (Vic) 58.18m	Bentley 'Ben' Laidler (WA) 53.58m
1988 Werner Reiterer (Vic) 62.48m	Paul Nandapi (Vic) 55.14m	Vladimir 'Vlad' Slavnic (Vic) 53.28m
1989 Werner Reiterer (Vic) 61.64m	Paul Nandapi (Vic) 59.40m	Joseph 'Joe' Quigley (Vic) 54.34m
1990 Werner Reiterer (Vic) 60.24m	Paul Nandapi (Vic) 59.04m	Vladimir 'Vlad' Slavnic (Vic) 54.10m
1991 Werner Reiterer (Vic) 58.94m	John Hancy (WA) 57.24m	Peter Lonsdale (Qld) 53.76m
1992 Werner Reiterer (Vic) 60.72m	John Hancy (WA) 56.70m	Peter Lonsdale (Qld) 52.86m
1993 Werner Reiterer (Vic) 60.16m	Richard Fejer (Vic) 52.98m	Mark Henderson (Qld) 52.96m
1994 Werner Reiterer (Vic) 59.14m	Peter Lonsdale (Qld) 53.66m	Benjamin Jaaniste (NSW) 52.94m
1995 Werner Reiterer (Vic) 58.22m	Randal Humich (WA) 48.36m	Benjamin Jaaniste (NSW) 48.32m
1996 Justin Anlezark (Qld) 53.92m	Peter Lonsdale (Qld) 53.56m	Christopher Mene (NZL) 53.32m
		(4) Gerard Duffy (Qld) 52.16m
1997 Gerard Duffy (Qld) 52.18m	Benjamin Jaaniste (NSW) 52.06m	Peter Lonsdale (Qld) 51.66m
1998 Ian Winchester (NZL) 58.77m	(3) Christopher 'Chris' Gaviglio (Qld) 51.02m	(4) Scott Young (Vic) 50.40m
(2) Gerard Duffy (Qld) 53.08m		
1999 Gerard Duffy (Qld) 53.32m	Peter Elvy (NSW) 52.71m	Yohan Amerasekera (Vic) 51.81m
2000 Ian Winchester (NZL) 58.66m	(3) Aaron Neighbour (Vic) 53.44m	(4) Matthew Brown (Vic) 51.51m
(2) Christopher 'Chris' Gaviglio (Qld) 55.52m		
2001 Aaron Neighbour (VIC) 55.71m	Graham Hicks (TAS) 55.10m	Peter Elvy (NSW) 54.38m
Men - Hammer Throw		
1987 Sean Carlin (SA) 70.36m	Joseph 'Joe' Quigley (Vic) 69.94m	Phillip 'Phil' Spivey (Vic) 67.88m
1988 Sean Carlin (SA) 72.90m	Joseph 'Joe' Quigley (Vic) 70.84m	Craig Watson (Tas) 63.64m
1989 Joseph 'Joe' Quigley (Vic) 71.22m	Phillip 'Phil' Spivey (Vic) 67.42m	Sean Carlin (SA) 67.24m
1990 Sean Carlin (SA) 70.46m	Phillip 'Phil' Spivey (Vic) 64.96m	Hans Lotz (Vic) 63.38m
1991 Yuryi Sedykh (URS) 77.92m	(4) Paul Carlin (SA) 62.58m	Angus Cooper (NZL) 67.60m
(2) Sean Carlin (SA) 70.06m		(5) Robert Wagner (NSW) 62.16m
1992 Sean Carlin (SA) 74.20m	Peter Baxevanis (Vic) 68.76m	Nobuhiro Tokoroki (JPN) 66.44m
		(4) Paul Carlin (SA) 63.30m
1993 Sean Carlin (SA) 74.74m	Paul Carlin (SA) 67.74m	Matthew 'Matt' Dwight (NSW) 61.42m
1994 Sean Carlin (SA) 74.72m	Paul Carlin (SA) 65.96m	Demetri Dionisopoulos (WA) 64.04m
1995 Sean Carlin (SA) 70.28m	Stuart Rendell (ACT) 67.32m	Paul Carlin (SA) 65.60m
1996 Sean Carlin (SA) 75.18m	Stuart Rendell (ACT) 72.32m	Peter Vivian (GBR) 68.62m
		(4) Paul Carlin (SA) 68.30m
1997 Stuart Rendell (ACT) 75.90m	Demetri Dionisopoulos (WA) 64.82m	Patrick Hellier (NZL) 63.44m
		(4) Paul Carlin (SA) 62.74m
1998 Stuart Rendell (ACT) 71.30m	Patrick Hellier (NZL) 66.55m	(5) Justin McDonald (Tas) 62.81m
	(3) Paul Carlin (SA) 66.54m	
1999 Stuart Rendell (ACT) 70.79m	Justin McDonald (Tas) 64.25m	Russell Devine (Vic) 62.04m
2000 Stuart Rendell (ACT) 74.71m	Wataru Ebihara (JPN) 65.08m	Zsolt Nemeth (HUN) 64.28m
	(4) Justin McDonald (Tas) 62.93m	(5) Wade Hastie (Qld) 61.71m
2001 Stuart Rendell (ACT) 77.76m	Aaron Fish (QLD) 67.72m	Russell Devine (VIC) 63.56m

First Place	Second Place	Third Place
Men - Javelin Throw		
1987 Gavin Lovegrove (NZL) 78.46m (2) James Highland (WA) 73.96m	(3) Murray Keen (WA) 73.22m	(5) Darren Marx (Vic) 70.76m
1988 Ben Hodgson (SA) 68.28m	Darren Marx (Vic) 67.90m	Daniel Birks (SA) 66.78m
1989 Gavin Lovegrove (NZL) 78.26m (3) Murray Keen (WA) 71.06m	John Stapylton-Smith (NZL) 71.24m (4) Wayne Martell (Qld) 68.78m	(5) Ben Hodgson (SA) 67.54m
1990 Jean Paul Lakafia (FRA) 71.30m (2) Piero Sachetta (Vic) 69.98m	(3) James Highland (WA) 68.86m	(4) Wayne Martell (Qld) 68.82m
1991 Yki Laine (FIN) 75.58m (2) Murray Keen (WA) 74.30m	(3) Wayne Martell (Qld) 73.78m	(4) Nick Batty (NT) 70.98m
1992 Cameron Graham (Vic) 70.14m	Murray Keen (WA) 68.94m	Piero Sachetta (Vic) 68.88m
1993 Andrew Currey (NSW) 78.40m	Murray Keen (WA) 72.32m	Cameron Graham (Vic) 69.36m
1994 Andrew Currey (NSW) 78.96m	Kota Suzuki (JPN) 73.66m (3) Nick Batty (NT) 71.96m	(5) Adrian Hatcher (Vic) 66.68m
1995 Andrew Currey (NSW) 76.12m	Masashi Yamamoto (JPN) 74.76m (3) Shane Wylie (Qld) 68.54m	(4) Nick Batty (NT) 67.94m
1996 Andrew Currey (NSW) 79.54m	Nick Batty (NT) 74.86m	Adrian Hatcher (Vic) 72.12m
1997 Adrian Hatcher (Vic) 80.02m	Richard Brockett (Qld) 73.82m	Nick Batty (NT) 69.98m
1998 Andrew Currey (NSW) 78.46m	Adrian Hatcher (Vic) 76.86m	Erin Bevans (NZL) 76.32m
1999 Andrew Currey (NSW) 76.67m	Richard Brockett (Qld) 72.46m	(4) Nick Batty (NT) 72.66m Victor Tipotio (FRA) 71.51m
2000 Andrew Currey (NSW) 81.81m	Adrian Hatcher (Vic) 80.03m	(6) Steven Madeo (Qld) 68.59m Terry McHugh (IRL) 76.13m
2001 William Hamlyn-Harris (NSW) 74.76m	Andrew Currey (NSW) 73.99m	(4) Andrew Martin (Vic) 74.23m Joachim Kiteau (FRA) 73.02m Andrew Hall (WA) 69.19
Men - Decathlon		
1987 Stuart Andrews (NSW) 7726pts	Anthony Hough (NSW) 6977pts	Stephen Bews (Vic) 6909pts
1988 Simon Shirley (Qld) 7814pts	Stuart Andrews (NSW) 7488pts	Stuart Andrews (NSW) 6911pts
1989 Christopher 'Chris' Bradshaw (Vic) 7325pts	Anthony Hough (NSW) 7258pts	Grant Newey (NSW) 7034pts
1990 Paul Scott (Vic) 7414pts	Christopher 'Chris' Bradshaw (Vic) 7233pts	Dean Smith (Qld) 7570pts
1991 Paul Scott (Vic) 7912pts	Anthony Hough (NSW) 7676pts	Paul Scott (Vic) 7110pts
1992 Dean Smith (Qld) 7964pts	Brendan Tennant (TAMMO) (Vic) 7375pts	Paul Jeffrey (WA) 7433pts
1993 Peter Winter (Vic) 7600pts	Brendan Tennant (TAMMO) (Vic) 7459pts	Les Kuorikoski (Qld) 7301pts
1994 Dean Smith (Qld) 7858pts	Brendan Tennant (TAMMO) (Vic) 7715pts	Scott Ferrier (Vic) 7097pts
1995 Les Kuorikoski (Qld) 7344pts	Brendan Tennant (TAMMO) (Vic) 7143pts	James Fitzpatrick (Tas) 7236pts
1996 Peter Winter (Vic) 8084pts	Scott Ferrier (Vic) 8037pts	Brendan Tennant (TAMMO) (Vic) 7593pts
1997 Peter Banks (NSW) 7915pts	Matthew 'Matt' McEwen (Qld) 7684pts	Matthew 'Matt' McEwen (Qld) 7126pts
1998 Jagan Hames (SA) 7868pts	Les Kuorikoski (Qld) 7542pts	Warren Evans (Qld) 6869pts
1999 Scott Ferrier (Vic) 8056pts	Jagan Hames (SA) 7488pts	(4) Brendan Tennant (TAMMO) (Vic) 7348pts
2000 Klaus Ambrosch (AUT) 7892pts (2) Jagan Hames (SA) 7720pts	(3) Matthew 'Matt' McEwen (Qld) 7631pts	
2001 Matt McEwen (QLD) 7825	Ashley Howlett (TAS) 7054	Matthew McDowall (WA) 6840
Women - 100 metres		
1987 Diane Holden (NSW) 11.49(+0.4)	Jane Flemming (Vic) 11.61(+0.4)	Kerry Johnson (Qld) 11.62(+0.4)
1988 Jane Flemming (Vic) 11.90	Kerry Johnson (Qld) 11.96	Diane Holden (NSW) 12.08
1989 Suzanne 'Sue' Broadrick (WA) 11.71(-1.9)	Kathleen 'Kathy' Sambell (Wright) (NSW) 11.94(-1.9)	Susan 'Sue' Butler (Clark) (NSW) 11.94(-1.9)
1990 Jane Flemming (Vic) 11.65(-0.4)	Catherine 'Cathy' Freeman (Vic) 11.67(-0.4)	Michelle Seymour (NZL) 11.73(-0.4) (4) Melissa Medicott (Moore) (NSW) 11.82(-0.4) (4) Melissa Medicott (Moore) (NSW) 11.75(-0.3)
1991 Monique Miers (Dunstan) (Qld) 11.60(-0.3)	Michelle Seymour (NZL) 11.66(-0.3) (3) Kathleen 'Kathy' Sambell (Wright) (NSW) 11.70(-0.3)	Kerry Johnson (Qld) 11.66(-1.3) Tania van Heer (SA) 11.64(+2.4) (4) Monique Miers (Dunstan) (Qld) 11.61(-2.6)
1992 Melinda Gainsford-Taylor (Gainsford) (NSW) 11.53(-1.3)	Melissa Medicott (Moore) (NSW) 11.60(-1.3)	
1993 Melinda Gainsford-Taylor (Gainsford) (NSW) 11.26(+2.4)	Jane Ovenden (WA) 11.60(+2.4)	
1994 Gwen Torrence (USA) 11.46(-2.6) (2) Catherine 'Cathy' Freeman (Vic) 11.52(-2.6)	(3) Mel Gainsford-Taylor (Gainsford) (NSW) 11.55(-2.6)	
1995 Melinda Gainsford-Taylor (Gainsford) (NSW) 11.44(-1.1)	Susantha Jayasinghe (Vic) 11.87(-1.1)	Jodie Lambert (WA) 11.89(-1.1)
1996 Catherine 'Cathy' Freeman (Vic) 11.72(-1.4)	Lauren Hewitt (Vic) 11.85(-1.4)	Sharon Cripps (Qld) 11.89(-1.4)
1997 Melinda Gainsford-Taylor (Gainsford) (NSW) 11.25(-0.7)	Lauren Hewitt (Vic) 11.43(-0.7)	Nova Peris-Kneebone (NT) 11.51(-0.7)
1998 Melinda Gainsford-Taylor (Gainsford) (NSW) 11.32(-2.7)	Nova Peris-Kneebone (NT) 11.62(-2.7)	Lauren Hewitt (Vic) 11.68(-2.7)
1999 Lauren Hewitt (Vic) 11.48(-0.9)	Jodie Lambert (WA) 11.65(-0.9)	Sharon Cripps (Qld) 11.68(-0.9)
2000 Melinda Gainsford-Taylor (Gainsford) (NSW) 11.53(-1.1)	Jodie Lambert (WA) 11.72(-1.1)	Suzanne 'Sue' Broadrick (WA) 11.74(-1.1)
2001 Lauren Hewitt (Vic) 11.31 (+1.2)	Sharon Cripps (QLD) 11.51 (+1.2)	Rachael Jackson (NSW) 11.62 (+1.2)
Women - 200 metres		
1987 Diane Holden (NSW) 23.72(+4.0)	Suzanne 'Sue' Hough (Alton) (NSW) 23.78(+4.0)	Kerry Johnson (Qld) 23.91(+4.0)
1988 Kerry Johnson (Qld) 23.73	Maree Holland (Chapman) (NSW) 24.11	Suzanne 'Sue' Hough (Alton) (NSW) 24.43
1989 Suzanne 'Sue' Broadrick (WA) 23.77(-1.3)	Maree Holland (Chapman) (NSW) 23.96(-1.3)	Kathleen 'Kathy' Sambell (Wright) (NSW) 24.07(-1.3)
1990 Catherine 'Cathy' Freeman (Vic) 23.59(-2.1)	Michelle Seymour (NZL) 23.84(-2.0) (3) Melissa Medicott (Moore) (NSW) 23.89(-2.1)	(4) Leanne Sullivan (NSW) 24.36(-2.1)
1991 Esther Paolo (WA) 23.50(0.0) Catherine 'Cathy' Freeman (Vic) 23.50(0.0)	Kathleen 'Kathy' Sambell (Wright) (NSW) 23.80(0.0)	
1992 Melinda Gainsford-Taylor (Gainsford) (NSW) 22.86(-1.5)	Catherine 'Cathy' Freeman (Vic) 23.37(-1.5)	Melissa Medicott (Moore) (NSW) 23.39(-1.5)
1993 Melinda Gainsford-Taylor (Gainsford) (NSW) 22.49(+0.7)	Catherine 'Cathy' Freeman (Vic) 22.67(+0.7)	Tania van Heer (SA) 23.84(+0.7)
1994 Catherine 'Cathy' Freeman (Vic) 22.75(-2.4)	Melinda Gainsford-Taylor (Gainsford) (NSW) 22.91(-2.4)	Renee Poetschka (WA) 23.58(-2.4)
1995 Melinda Gainsford-Taylor (Gainsford) (NSW) 22.33(-2.6)	Catherine 'Cathy' Freeman (Vic) 22.84(-2.6)	Jodie Lambert (WA) 23.46(-2.6)
1996 Catherine 'Cathy' Freeman (Vic) 22.89(-2.1)	Jodie Lambert (WA) 23.73(-2.1)	Lauren Hewitt (Vic) 23.77(-2.1)
1997 Melinda Gainsford-Taylor (Gainsford) (NSW) 22.34(+5.0)	Catherine 'Cathy' Freeman (Vic) 22.50(+5.0)	Lauren Hewitt (Vic) 22.66(+5.0)
1998 Melinda Gainsford-Taylor (Gainsford) (NSW) 22.53(-2.2)	Lauren Hewitt (Vic) 23.01(-2.2)	Nova Peris-Kneebone (NT) 23.17(-2.2)
1999 Lauren Hewitt (Vic) 23.75(0.0)	Jodie Lambert (WA) 23.48(0.0)	Sharon Cripps (Qld) 23.74(0.0)
2000 Catherine 'Cathy' Freeman (Vic) 22.78(-2.3)	Melinda Gainsford-Taylor (Gainsford) (NSW) 22.80(-2.3)	Nova Peris-Kneebone (NT) 23.51(-2.3)
2001 Lauren Hewitt (Vic) 22.90 (+1.3)	Sharon Cripps (QLD) 23.04 (+1.3)	Nova Peris (NT) 23.12 (+1.3)

First Place	Second Place	Third Place
Women - 400 metres		
1987 Sally Fleming (Hamilton) (WA) 53.30	Sharon Ellis (Qld) 54.35	Sharon Stewart (Vic) 54.54
1988 Maree Holland (Chapman) (NSW) 52.04	Suzanne 'Sue' Hough (Alton) (NSW) 53.49	Sharon Ellis (Qld) 53.86
1989 Maree Holland (Chapman) (NSW) 52.01	Susan Andrews (WA) 53.31	Kerrie Baumgartner (Vic) 53.43
1990 Sharon Stewart (Vic) 52.06	Lee Naylor (Vic) 52.43	Kerrie Baumgartner (Vic) 53.14
1991 Renee Poetschka (WA) 51.38	Sharon Stewart (Vic) 52.73	Gail Luke (Millar) (Tas) 53.06
1992 Sharon Stewart (Vic) 51.32	Michelle Lock (Qld) 51.94	Catherine 'Cathy' Freeman (Vic) 52.20
1993 Renee Poetschka (WA) 51.00	Michelle Lock (Qld) 52.08	Kylie Hanigan (NSW) 52.35
1994 Renee Poetschka (WA) 50.19	Kylie Hanigan (NSW) 52.15	Lee Naylor (Vic) 53.11
1995 Catherine 'Cathy' Freeman (Vic) 50.94	Renee Poetschka (WA) 51.27	Kylie Hanigan (NSW) 52.31
1996 Renee Poetschka (WA) 50.60	Sandie Richards (JAM) 51.41	(4) Kylie Hanigan (NSW) 52.72
	(3) Lee Naylor (Vic) 52.11	
1997 Catherine 'Cathy' Freeman (Vic) 52.09	Susan Andrews (WA) 53.11	Kirilee Buonaccorsi (Tas) 54.58
1998 Catherine 'Cathy' Freeman (Vic) 51.26	Susan Andrews (WA) 51.55	Lee Naylor (Vic) 51.65
1999 Catherine 'Cathy' Freeman (Vic) 50.94	Tania van Heer (SA) 51.28	Susan Andrews (WA) 52.01
2000 Catherine 'Cathy' Freeman (Vic) 50.00	Ana Guevara (MEX) 50.84	(4) Jana Pittman (NSW) 51.85
	(3) Lee Naylor (Vic) 51.37	
2001 Nova Peris (NT) 52.49	Jane Arnott (NZL) 52.59	Rebecca Wardell (NZL) 52.67
	(4) Katerina Dressler (VIC) 53.66	(5) Renee Robson (VIC) 53.69
Women - 800 metres		
1987 Sarah Collins (ACT) 2:05.92	Wendy Old (Oliver) (SA) 2:05.94	Gail Luke (Millar) (Tas) 2:07.69
1988 Sharon Stewart (Vic) 2:02.36	Lynette 'Lyn' Foreman (Young) (WA) 2:04.82	Gail Luke (Millar) (Tas) 2:05.59
1989 Sharon Stewart (Vic) 2:03.17	Sarah Collins (ACT) 2:04.14	Kerrie Baumgartner (Vic) 2:04.34
1990 Wendy Old (Oliver) (SA) 2:00.68	Kerrie Baumgartner (Vic) 2:01.49	Sarah Collins (ACT) 2:03.73
1991 Sharon Stewart (Vic) 2:03.38	Sophie Scamps (NSW) 2:05.76	Nicole Robinson (Vic) 2:05.97
1992 Jodie Hebbard (Nykivist) (Qld) 2:04.35	Sophie Scamps (NSW) 2:04.73	Sandra Dawson (Qld) 2:05.42
1993 Narelle Parr (NSW) 2:03.92	Sandra Dawson (Qld) 2:03.93	Melanie Collins (NSW) 2:05.10
1994 Sandra Dawson (Qld) 2:02.93	Melanie Collins (NSW) 2:04.11	Lisa Lightfoot (O'Connell) (Vic) 2:04.51
1995 Sandra Dawson (Qld) 2:05.32	Melanie Collins (NSW) 2:05.47	Dawn Gandy (GBR) 2:06.29
		(4) Lisa Lightfoot (O'Connell) (Vic) 2:06.45
1996 Lisa Lightfoot (O'Connell) (Vic) 2:02.28	Sandra Dawson (Qld) 2:02.50	Melanie Collins (NSW) 2:02.51
1997 Saleena Roberts (Qld) 2:04.10	Melanie Collins (NSW) 2:04.25	Sandra Dawson (Qld) 2:05.10
1998 Tamsyn Lewis (Vic) 2:02.93	Lyn Saint-John (Tas) 2:03.46	Melanie Collins (NSW) 2:04.16
1999 Tamsyn Lewis (Vic) 2:02.29	Georgie Clarke (Vic) 2:02.49	Faith Macharia (KEN) 2:03.65
		(4) Megan Chisholm (Vic) 2:04.17
2000 Tamsyn Lewis (Vic) 1:59.29	Toni Hodgkinson (NZL) 1:59.39	(4) Georgie Clarke (Vic) 2:02.59
	(3) Susan Andrews (WA) 2:00.37	
2001 Tamsyn Lewis (VIC) 2:02.95	Libby Allen (VIC) 2:05.09	Rikke Ronholt (DEN) 2:05.12
		(4) Kate Myers (VIC) 2:05.25
Women - 1500 metres		
1987 Jacqueline 'Jackie' Perkins (Vic) 4:13.17	Sarah Collins (ACT) 4:15.23	Elizabeth Miller (Rose) (NSW) 4:24.14
1988 Margaret Crowley (Leaney) (Vic) 4:32.14	Angela Luchetti (NSW) 4:32.50	Sarah Collins (ACT) 4:32.90
1989 Elizabeth Miller (Rose) (NSW) 4:17.10	Sarah Collins (ACT) 4:18.74	Wendy Old (Oliver) (SA) 4:18.76
1990 Wendy Old (Oliver) (SA) 4:09.86	Sarah Collins (ACT) 4:10.82	Anne Cross (Leaney) (Vic) 4:11.15
1991 Susan 'Suzy' Walsham (NSW) 4:12.4	Jodie Hebbard (Nykivist) (Qld) 4:13.5	Rhona Makepeace (Vic) 4:14.2
1992 Jodie Hebbard (Nykivist) (Qld) 4:10.87	Elizabeth Miller (Rose) (NSW) 4:12.28	Margaret Crowley (Leaney) (Vic) 4:12.78
1993 Susie Power (Vic) 4:14.89	Sacha Stephens (Qld) 4:15.72	Krishna Stanton (Wood) (ACT) 4:16.47
1994 Margaret Crowley (Leaney) (Vic) 4:12.7	Elizabeth Miller (Rose) (NSW) 4:15.0	Kate Richardson (Anderson) (Vic) 4:18.4
1995 Sonia O'Sullivan (IRL) 4:16.89	(3) Margaret Crowley (Leaney) (Vic) 4:18.15	(4) Sarah Jamieson (WA) 4:21.00
1996 Margaret Crowley (Leaney) (Vic) 4:10.35		
	Elizabeth Miller (Rose) (NSW) 4:17.03	Geraldine Nolan (IRL) 4:17.61
1997 Mandy Giblin (Westbrook) (Tas) 4:17.30	Benita Willis (Qld) 4:17.79	(4) Susan Michelsson (Vic) 4:17.96
1998 Elizabeth Miller (Rose) (NSW) 4:14.59	Sandra Dawson (Qld) 4:15.09	Susan Michelsson (Vic) 4:20.93
		Anna Brzezinska (POL) 4:15.76
1999 Sarah Jamieson (WA) 4:18.75	Mandy Giblin (Westbrook) (Tas) 4:22.67	(4) Anne Cross (Leaney) (Vic) 4:15.98
		Christine Pfitzinger (NZL) 4:24.27
2000 Naomi Mugo (KEN) 4:10.27	(3) Sarah Jamieson (WA) 4:10.61	(4) Mary-Jane Harding (ACT) 4:26.34
(2) Georgie Clarke (Vic) 4:10.59		(5) Benita Willis (Qld) 4:11.27
2001 Suzy Walsham (NSW) 4:14.61	Emily Morris (NSW) 4:17.18	Anna Thompson (TAS) 4:17.44
Women - 1 mile		
1987 Jacqueline 'Jackie' Perkins (Vic) 4:39.15	Krishna Stanton (Wood) (ACT) 4:39.21	Sarah Collins (ACT) 4:42.03
1988 Kerryn McCann (Hindmarsh) (NSW) 4:46.03	Barbara Mrakovic (NSW) 4:46.70	Angela Luchetti (NSW) 4:50.50
1989 Angela Raines-White (Qld) 4:43.89	Rina Bradshaw (Qld) 4:45.11	Maree McDonagh (Vic) 4:49.43
1993 Susie Power (Vic) 4:35.28	Nicole Robinson (Vic) 4:39.68	Maryann Murray (Tas/Vic) 4:44.62
Women - 3,000 metres		
1987 Jacqueline 'Jackie' Perkins (Vic) 8:55.90	Krishna Stanton (Wood) (ACT) 8:56.07	Jenny Lund (Green) (Qld) 9:09.21
1988 Jacqueline 'Jackie' Perkins (Vic) 9:11.63	Maree McDonagh (Vic) 9:12.07	Jenny Lund (Green) (Qld) 9:22.37
1989 Ann Hare (NZL) 9:16.23	(3) Angela Raines-White (Qld) 9:26.67	(4) Sue Mahony (NSW) 9:29.59
(2) Elizabeth Miller (Rose) (NSW) 9:21.84		
1990 Krishna Stanton (Wood) (ACT) 9:00.16	Anne Cross (Leaney) (Vic) 9:02.15	Rina Bradshaw (Qld) 9:04.13
1991 Jenny Lund (Green) (Qld) 9:00.39	Carolyn Schuwalow (Vic) 9:17.56	Rhona Makepeace (Vic) 9:31.75
1992 Rhona Makepeace (Vic) 9:08.14	Krishna Stanton (Wood) (ACT) 9:09.57	Nicole Robinson (Vic) 9:12.82
1993 Krishna Stanton (Wood) (ACT) 8:58.6	Susie Power (Vic) 9:01.3	Maryann Murray (Tas/Vic) 9:21.9
1994 Elizabeth Miller (Rose) (NSW) 9:12.11	Emma Carney (Vic) 9:13.87	Kerryn McCann (Hindmarsh) (NSW) 9:14.27

First Place	Second Place	Third Place
Women - 5,000 metres		
1995 Carolyn Schuwalow (Vic) 15:44.40	Anne Cross (Leaney) (Vic) 15:59.93	Suzanne 'Sue' Malaxos (WA) 16:10.13
1996 Kate Richardson (Anderson) (Vic) 15:03.97	Carolyn Schuwalow (Vic) 15:32.43	Natalie Harvey (Vic) 15:33.53
1997 Kate Richardson (Anderson) (Vic) 15:14.42	Kylie Risk (Tas) 15:31.93	Natalie Harvey (Vic) 15:53.35
1998 Anne Cross (Leaney) (Vic) 15:28.73	Samukeliso Moyo (ZIM) 15:46.03	(4) Mandy Giblin (Westbrook) (Tas) 16:14.94
1999 Natalie Harvey (Vic) 15:34.07	(3) Kylie Risk (Tas) 15:46.53	Susie Power (Vic) 15:41.69
2000 Anne Cross (Leaney) (Vic) 15:36.15	Kylie Risk (Tas) 15:38.42	Breeda Dennehy-Willis (IRL) 15:44.03
2001 Liz Miller (NSW) 15:52.66	Clair Fearnley (Vic) 15:36.92	(5) Kate Richardson (Anderson) (Vic) 16:04.58
	(2) Samukeliso Moyo, ZIM 16:04.17	Haley McGregor (Vic) 16:38.16
	Anna Thompson (Tas) 16:08.36	
Women - 10,000 metres		
1987 Jacqueline 'Jackie' Perkins (Vic) 33:59.92	Tania Turney (Vic) 34:40.98	Jenny Lund (Green) (Qld) 34:50.92
1988 Carolyn Schuwalow (Vic) 32:38.46	Suzanne 'Sue' Malaxos (WA) 33:48.22	Jenny Lund (Green) (Qld) 34:08.38
1989 Coral Farr (Jelleff) (Vic) 34:15.46	Elizabeth Miller (Rose) (NSW) 34:42.71	Annette Dwyer (NSW) 35:00.13
1990 Sue Mahony (NSW) 34:43.30	Suzanne 'Sue' Malaxos (WA) 34:59.91	Coral Farr (Jelleff) (Vic) 35:47.38
1991 Jenny Lund (Green) (Qld) 32:38.49	Susan Hobson (ACT) 32:39.84	Tani Ruckle (NSW) 33:54.51
1992 Susan Hobson (ACT) 32:24.53	Jenny Lund (Green) (Qld) 32:43.32	Alison Cumming (Vic) 33:47.78
1993 Susan Hobson (ACT) 33:53.6	Suzanne 'Sue' Malaxos (WA) 35:25.4	Karen Moir (Vic) 36:35.1
1994 Susan Hobson (ACT) 32:38.74	Barbara Moore (NZL) 33:19.05	(4) Glenda Moore (WA) 24:12.98
1995 Lisa Ondieki (O'Dea/Martin) (SA) 31:47.11	(3) Sue Mahony (NSW) 33:44.07	(4) Anne Cross (Leaney) (Vic) 32:56.45
1997 Kylie Risk (Tas) 32:42.72	Helen Moros (NZL) 32:34.46	Suzanne 'Sue' Malaxos (WA) 33:52.83
1998 Natalie Harvey (Vic) 32:21.58	(3) Kerry McCann (Hindmarsh) (NSW) 32:53.61	Clair Fearnley (Vic) 32:24.17
1999 Natalie Harvey (Vic) 32:20:58.0	Maryann Murray (Tas/Vic) 33:34.06	Kylie Risk (Tas) 32:33:18.0
2000 Sonia O'Sullivan (IRL) 31:43.07	Kylie Risk (Tas) 32:22.33	(4) Anne Cross (Leaney) (Vic) 32:48.79
(2) Clair Fearnley (Vic) 31:55.65	Kerryn McCann (Hindmarsh) (NSW) 32:23:79.0	
2001 Sonia O'Sullivan (IRL) 33:17.58	(3) Kylie Risk (Tas) 32:25.21	Angela Sheean (NSW) 34:20.26
(2) Liz Miller (NSW) 33:26.80	Susan Michelsson (VIC) 33:56.68	
Women - 100 metres Hurdles		
1987 Jennifer 'Jenny' Laurendet (Low) (Qld) 13.63(+0.3)	Helen Pirovano (NZL) 13.83(+0.3)	(4) Deborah Phillips (NSW) 13.99(+0.3)
1988 Jane Flemming (Vic) 13.96	(3) Kim Birrell (Wilson) (NSW) 13.94(+0.3)	Jocelyn Millar-Cubit (Millar) (Tas) 14.41
1989 Helen Pirovano (NZL) 13.82(+0.4)	Sharon Jaklofsky-Smith (Qld) 14.23	(5) Jocelyn Millar-Cubit (Millar) (Tas) 14.31(+0.4)
(3) Kim Birrell (Wilson) (NSW) 14.10(+0.4)	Albertine An (FRA) 14.00(+0.4)	Miachelle Deverell (ACT) 14.41
1990 Jennifer 'Jenny' Laurendet (Low) (Qld) 13.94	(4) Donna Drury (Vic) 14.28(+0.4)	Rebecca Starcevic (WA) 14.19(-2.2)
1991 Jayne Moyes (Beasley/Wainwright) (WA) 13.54(-2.2)	Jocelyn Millar-Cubit (Millar) (Tas) 14.30	Jennifer 'Jenny' Laurendet (Low) (Qld) 13.96(-2.4)
1992 Jayne Moyes (Beasley/Wainwright) (WA) 13.52(-2.4)	Sally Bult (Heagney) (WA) 13.86(-2.2)	Jennifer 'Jenny' Laurendet (Low) (Qld) 13.46(+1.8)
1993 Jane Flemming (Vic) 12.98(+1.8)	Sally Bult (Heagney) (WA) 13.65(-2.4)	Jayne Moyes (Beasley/Wainwright) (WA) 13.84(-2.4)
1994 Jane Flemming (Vic) 13.61(-2.4)	Jayne Moyes (Beasley/Wainwright) (WA) 13.34(+1.8)	Sally Bult (Heagney) (WA) 13.85(+1.6)
1995 Jane Flemming (Vic) 13.45(+1.6)	Jennifer 'Jenny' Laurendet (Low) (Qld) 13.73(-2.4)	(4) Simone Purvis (Vic) 14.11(-1.1)
1996 Samantha Farquharson (GBR) 13.68(-1.1)	Sriyani Kulawansa (Vic) 13.54(+1.6)	(4) Debbi Edwards (NSW) 13.96(+2.8)
(2) Nicole Gale (NSW) 13.95(-1.1)	(3) Sally Bult (Heagney) (WA) 14.07(-1.1)	Rachel Rogers (SA) 13.90(-1.8)
1997 Jane Flemming (Vic) 13.58(+2.8)	Janiene Ashbridge (NZL) 13.63(+2.8)	(5) Debbi Edwards (NSW) 13.91(+0.5)
1998 Debbi Edwards (NSW) 13.78(-1.8)	(3) Kim Birrell (Wilson) (NSW) 13.80(+2.8)	(6) Jacqui Munro (NSW) 13.68(-0.3)
1999 Eunice Barber (FRA) 13.36(+0.5)	Jacqui Munro (NSW) 13.81(-1.8)	Georgina Power (VIC) 13.51
(3) Jacqui Munro (NSW) 13.51(+0.5)	Nicole Ramalalarinira (FRA) 13.36(+0.5)	
2000 (3) Sally Bult (Heagney) (WA) 13.50(-0.3)	(4) Sherryl Morrow (Vic) 13.86(+0.5)	
2001 Jacqui Munro (NSW) 13.15	Tacko Diouf (SEN) 13.35(-0.3)	
	(5) Debbi Edwards (NSW) 13.54(-0.3)	
	Debbi Edwards (NSW) 13.37	
Women - 400 metres Hurdles		
1987 Sally Fleming (Hamilton) (WA) 56.16	Jennifer 'Jenny' Laurendet (Low) (Qld) 58.41	Catherine Collopy (NSW) 60.86
1988 Debra 'Debbie' Flintoff-King (Flintoff) (Vic) 56.27	Jennifer 'Jenny' Laurendet (Low) (Qld) 56.84	Sally Fleming (Hamilton) (WA) 57.21
1989 Helen Graham (NSW) 59.67	Annette Cavanagh (NSW) 60.19	Adrienne McIvor (Rainbird) (Qld) 61.68
1990 Jennifer 'Jenny' Laurendet (Low) (Qld) 56.54	Gail Luke (Millar) (Tas) 57.68	Helen Graham (NSW) 59.49
1991 Debra 'Debbie' Flintoff-King (Flintoff) (Vic) 56.65	Gail Luke (Millar) (Tas) 56.66	Jennifer 'Jenny' Laurendet (Low) (Qld) 57.47
1992 Gail Luke (Millar) (Tas) 55.92	Jennifer 'Jenny' Laurendet (Low) (Qld) 56.45	Leisa Proctor (Bruce) (Qld) 57.35
1993 Renee Poetschka (WA) 57.04	Adrienne McIvor (Rainbird) (Qld) 58.04	Helen Carter (WA) 58.39
1994 Lauren Poetschka (WA) 56.06	Jacqueline Parker (WA/GBR) 56.51	Vanessa Jack (NZL) 57.89
1995 Jacqueline Parker (WA/GBR) 56.50	(4) Nioka Gray (NSW) 58.01	(6) Catriona Larritt (Vic) 59.14
1996 Rebecca Campbell (WA) 57.28	Lauren Poetschka (WA) 58.52	Catriona Larritt (Vic) 59.05
1997 Evette Cordy (Vic) 57.64	Lauren Poetschka (WA) 57.54	Saidat Onanuga (NGR) 58.28
1998 Stephanie Price (NSW) 58.47	Lauren Poetschka (WA) 57.97	(4) Kylie Robertson (NSW) 58.67
1999 Lauren Poetschka (WA) 57.05	Evette Cordy (Vic) 58.83	Leisa Proctor (Bruce) (Qld) 58.92
2000 Lauren Poetschka (WA) 56.03	Evette Cordy (Vic) 57.09	Nicola Kidd (NZL) 59.75
2001 Jana Pittman (NSW) 57.19	Stephanie Price (NSW) 56.67	(4) Cindy Gabbett (Vic) 62.30
	Stephanie Price (NSW) 58.30	Nicola Kidd (NZL) 57.14
		(4) Adrienne McIvor (Rainbird) (Qld) 57.27
		Tacko Diouf (SEN) 57.30
		(5) Adrienne McIvor (Rainbird) (Qld) 57.68
		Nicola Kidd (NZL) 59.38
		(4) Kristy Watson (SA) 60.88
Women - 3,000 metres Steeplechase		
1999 Melissa Rollison (Qld) 10:15.77	Mary Fien (NSW) 10:28.68	Karen Murphy (NZL) 10:34.24
2000 Melissa Rollison (Qld) 10:10.73	Leah Rogers (Vic) 10:16.01	(4) Leah Rogers (Vic) 10:50.71
2001 Rachel Penney (NZL) 10:30.04	Leah Hirschfeld (NZL) 11:09.14	Karen Murphy (NZL) 10:21.48
		(5) Donna Tyberek (Tas) 10:36.69
		Jane Mudge (SA) 11:17.03
		(4) Melina Bernecker (VIC) 11:43.21

First Place	Second Place	Third Place
Women - High Jump		
1987 Christine 'Chris' Stanton (Annison) (WA) 1.87m	Sharon Barber (SA) 1.87m	Gai Kapernick (Qld) 1.84m
1988 Vanessa Ward (WA) 1.96m	Christine 'Chris' Stanton (Annison) (WA) 1.93m	Sharon Barber (SA) 1.90m
1989 Vanessa Ward (WA) 1.94m	Christine 'Chris' Stanton (Annison) (WA) 1.91m	Gai Kapernick (Qld) 1.88m
1990 Vanessa Ward (WA) 1.92m	Deann Mayfield (Bopf) (Qld) 1.85m	Gai Kapernick (Qld) 1.85m
1991 Alison Inverarity (WA) 1.94m	Gai Kapernick (Qld) 1.91m	Tania Dixon (Murray) (NZL) 1.88m
1992 Tania Dixon (Murray) (NZL) 1.86m (2) Andrea Hughes (Tas) 1.82m	(3) Gai Kapernick (Qld) 1.82m	(4) Deann Mayfield (Bopf) (Qld) 1.85m
1993 Alison Inverarity (WA) 1.86m	Andrea Hughes (Tas) 1.83m	(4) Karina Turner (SA) 1.82m
1994 Alison Inverarity (WA) 1.91m	Tracy Phillips (NZL) 1.88m	Karina Turner (SA) 1.80m
1995 Alison Inverarity (WA) 1.86m	(3) Andrea Hughes (Tas) 1.84m	(4) Joanne Gracey (Qld) 1.75m
1996 Lea Haggett (WA/GBR) 1.88m	Tania Dixon (Murray) (NZL) 1.83m	(4) Belinda Blay (Vic) 1.75m
1997 Alison Inverarity (WA) 1.84m	(3) Andrea Hughes (Tas) 1.83m	Belinda Blay (Vic) 1.80m
1998 Alison Inverarity (WA) 1.90m	Alison Inverarity (WA) 1.84m	Sherryl Morrow (Vic) 1.81m
1999 Alison Inverarity (WA) 1.88m	Lisa Bruty (Vic) 1.81m	Kim Brown (NZL) 1.82m
2000 Alison Inverarity (WA) 1.85m	Lisa Bruty (Vic) 1.86m	(4) Jane Jamieson (NSW) 1.78m
2001 Carmen Hunter (QLD) 1.82m	Leah Alexander (Vic) 1.84m	Sherryl Morrow (Vic) 1.84m
	Lisa Bruty (Vic) 1.82m	Karen Dickson (WA) 1.82m
	Petrina Price (NSW) 1.78m	Peta Mason (QLD) 1.78m
Women - Pole Vault		
1995 Emma George (Vic) 3.40m	Tracey Shepherd (WA) 3.30m	Andrea Hopkin (WA) 3.10m
1996 Melissa Harris (NSW) 3.60m	Melina Hamilton (NZL) 3.60m	Sarelle Verkade (NZL) 3.60m
1997 Emma George (Vic) 4.30m	(4) Tracey Shepherd (WA) 3.50m	(5) Christie Elwin (SA) 3.50m
1998 Emma George (Vic) 4.58m	Tracey Shepherd (WA) 3.80m	Melina Hamilton (NZL) 3.80m
1999 Tatiana Grigorieva (SA) 3.90m	Tatiana Grigorieva (SA) 4.15m	(5) Christie Elwin (SA) 3.70m
2000 Emma George (Vic) 4.40m	Bridgid Isworth (Vic) 3.75m	Rachael 'Rachel' Dacy (Vic) 3.90m
2001 Jenni Dryburgh (NZL) 4.35m (2) Tatiana Grigorieva (SA) 4.25m	Rachael 'Rachel' Dacy (Vic) 3.75m	Kim Howe (WA) 4.15m
	Kym Howe (WA) 3.75m	
	Alejandra Garcia (ARG) 4.20m	
	(3) Tatiana Grigorieva (SA) 4.10m	
	(3) Bridgid Isworth (Vic) 4.10m	
	Rachael Dacy (VIC) 4.15m	
Women - Long Jump		
1987 Nicole Boegman (NSW) 6.67m(-2.3)	Jocelyn Millar-Cubit (Millar) (Tas) 6.36m(+2.6)	Rosemary Clarke (NSW) 6.13m(+2.9)
1988 Nicole Boegman (NSW) 6.44m	Jocelyn Millar-Cubit (Millar) (Tas) 6.35m(+2.8)	Linda Garden (Parr) (NSW) 6.34m(+1.2)
1989 Jayne Moffitt (Mitchell) (NZL) 6.38m(+1.7) (2) Sandra Priestley (Qld) 6.32m(+2.2)	(3) Linda Garden (Parr) (NSW) 6.27m(+3.5)	(4) Peta Kennedy (Vic) 6.22m(+4.5)
1990 Peta Kennedy (Vic) 6.29m(+1.1)	Christine Sharp (Vic) 6.21m(+2.4)	Jocelyn Millar-Cubit (Millar) (Tas) 6.08m
1991 Jayne Moffitt (Mitchell) (NZL) 6.51m(+2.2) (2) Jocelyn Millar-Cubit (Millar) (Tas) 6.28m	(4) Christine Sharp (Vic) 6.07m	Chantal Brunner (NZL) 6.19m(+3.7)
1992 Nicole Boegman (NSW) 6.37m	Jayne Moffitt (Mitchell) (NZL) 6.12m(-1.0)	(5) Kym Burns (Vic) 6.00m
1993 Nicole Boegman (NSW) 6.72m(+3.6)	(3) Kym Burns (Vic) 6.04m	(5) Louise Pooter (WA) 5.90m
1994 Nicole Boegman (NSW) 6.48m(+7.4)	Theresa Martin (Qld) 6.16m(+2.4)	Naomi Hashioka (JPN) 6.08m(+2.2)
1995 Nicole Boegman (NSW) 6.68m(+2.6)	Chantal Brunner (NZL) 6.24m(+4.5)	(4) Kym Burns (Vic) 6.06m(+3.1)
1996 Chantal Brunner (NZL) 6.66m(+2.7) (2) Nicole Boegman (NSW) 6.63m(+3.3)	(3) Jane Flemming (Vic) 6.19m(+3.6)	(4) Kym Burns (Vic) 6.14m(+5.5)
1997 Chantal Brunner (NZL) 6.68m(+1.0) (2) Vicky Piggin (NSW) 6.28m(+1.4)	Chantal Brunner (NZL) 6.37m(+2.2)	Siulolo Liku (TON/NSW) 6.09m(+4.5)
1998 Nicole Boegman (NSW) 6.81m(+2.9)	(4) Kylie Reed (WA) 6.01m(+3.3)	(5) Mariklud Viduka (Vic) 5.98m(-0.2)
1999 Eunice Barber (FRA) 6.74m(+0.7) (2) Nicole Boegman (NSW) 6.53m(+1.2)	(5) Kym Burns (Vic) 6.24m(+3.1)	Joanne Henry (NZL) 6.46m(+3.5)
2000 Kylie Reed (WA) 6.57m(-1.8)	(3) Kylie Reed (WA) 6.23m(+0.3)	(6) Siulolo Liku (TON/NSW) 6.09m(+2.9)
2001 Chantal Brunner (NZL) 6.68m	Chantal Brunner (NZL) 6.65m(+1.5)	(4) Kym Burns (Vic) 6.15m(+2.2)
	(3) Jane Jamieson (NSW) 6.47m(+1.8)	(5) Kym Burns (Vic) 6.31m(+2.2)
	(4) Kerrie Perkins (NSW) 6.25m(+0.6)	Chantal Brunner (NZL) 6.48m(+0.2)
	Bronwyn Thompson (Qld) 6.33m(+0.2)	(7) Jane Jamieson (NSW) 6.02m(+0.3)
	Shermin Oksuz (WA) 6.65m	Sharon Sutherland (WA) 6.15m(-0.8)
		Bronwyn Thompson (QLD) 6.60m
		(4) Sharon Sutherland (WA) 6.43m

First Place	Second Place	Third Place
Women - Triple Jump		
1987 Lynette Smith (WA) 12.15m(+4.0)	Melanie Dyball (Vic) 11.91m(+3.5)	Jayne Moffitt (Mitchell) (NZL) 11.88m(+3.3) (5) Rachel Kordi (NSW) 11.62m(+3.1) Eileen Hindle (WA) 11.53m(+1.2) (4) Edyta Jasinska (WA) 11.87m(+1.3)
1988 Lynette Smith (WA) 12.09m(+0.4)	Edyta Jasinska (WA) 11.62m	
1989 Karen Charlton (NSW) 12.36m(+1.9)	(3) Lynette Smith (WA) 12.09m(+1.5)	
1990 Karen Charlton (NSW) 11.93m	Stella Totsis (NSW) 11.31m	
1991 Jayne Moffitt (Mitchell) (NZL) 13.00m(+0.5) (2) Leanne Wickham (Vic) 12.45m	(3) Stella Totsis (NSW) 12.01m	(4) Karen Charlton (NSW) 11.86m
1992 Leanne Stapylton-Smith (NZL) 12.52m(-1.6) (2) Kym Burns (Vic) 12.34m	(4) Mariklud Viduka (Vic) 11.96m	Tania Dixon (Murray) (NZL) 12.25m(-0.2) (5) Stella Totsis (NSW) 11.80m Nicole Mladenis (WA) 12.19m(+1.1) (6) Kylie Stephanos (SA) 12.47m(+4.9) (5) Nicole Mladenis (WA) 12.48m(+5.8) Nicole Mladenis (WA) 12.33m(+0.9) (4) Mariklud Viduka (Vic) 12.62m(+2.7)
1993 Nicole Boegman (NSW) 13.27m(+1.5)	Mariklud Viduka (Vic) 12.78m(+4.3)	
1994 Yoko Morioka (JPN) 13.29m(+4.6) (3) Mariklud Viduka (Vic) 12.72m(+3.6)	Tania Dixon (Murray) (NZL) 13.07m(+5.1)	
1995 Mariklud Viduka (Vic) 12.60m(+2.6)	Gillian Ting (NSW) 12.59m(+1.1)	
1996 Shelley Stoddart (NZL) 13.55m(+2.2) (2) Nicole Mladenis (WA) 12.85m(+2.4)	(3) Carmen Miller (Tas) 12.83m(+2.4)	
1997 Tania Dixon (Murray) (NZL) 13.50m(+1.4) (2) Nicole Mladenis (WA) 13.16m(+4.5)	(3) Carmen Miller (Tas) 12.98m(+4.3)	(4) Paula Lodge (SA) 12.93m(+2.5)
1998 Connie Henry (GBR) 13.86m(+0.5) (2) Nicole Mladenis (WA) 13.51m(+1.4)	(3) Mariklud Viduka (Vic) 13.44m(+3.2)	(5) Paula Lodge (SA) 12.48m(+3.0)
1999 Carmen Miller (Tas) 13.26m(+0.5)	Nicole Mladenis (WA) 13.21m(+0.8)	Paula Lodge (SA) 12.91m(-0.2)
2000 Nicole Mladenis (WA) 13.59m(0.0)	Connie Henry (GBR) 13.45m(-0.4) (3) Mariklud Viduka (Vic) 13.05m(-0.4) Kelera Nacewa (NZL) 13.17m (5) Gillian Ting (NSW) 12.82m	(6) Sarah Sydney (Qld) 12.77m(-0.7) Shelly Avery (NZL) 12.94 (6) Michelle Apostolou (SA) 12.68m
2001 Nicole Mladenis (WA) 13.74m		
Women - Shot Put		
1987 Gael Martin (Mulhall) (Vic) 18.52m	Astra Vitols (Etienne) (Vic) 15.48m	Jan Maxwell (Bishop) (NZL) 15.01m (4) Lisa-Marie Vizaniari (ACT) 14.68m Nicole Carkeek (Vic) 14.72m Jan Maxwell (Bishop) (NZL) 14.61m (4) Nicole Carkeek (Vic) 14.52m Bernadette Serone (NSW) 14.40m Jacqueline Meier (NSW) 13.61m Aya Suzuki (JPN) 15.10m (5) Michelle Haage (NSW) 14.28m Kylie Standing (NSW) 13.56m Lisa-Marie Vizaniari (ACT) 15.47m Allison McAdam (Vic) 14.33m (4) Helen Toussis (Qld) 14.79m
1988 Astra Vitols (Etienne) (Vic) 17.27m	Bernadette Serone (NSW) 15.14m	
1989 Astra Vitols (Etienne) (Vic) 16.05m	Lisa-Marie Vizaniari (ACT) 15.01m	
1990 Nicole Carkeek (Vic) 15.32m	Samantha Cox (NSW) 14.77m	
1991 Daniela Costian (Qld) 16.24m	Bernadette Serone (NSW) 14.45m	
1992 Christine King (NZL) 15.58m (2) Daniela Costian (Qld) 15.30m	(4) Bernadette Serone (NSW) 14.98m	
1993 Daniela Costian (Qld) 16.30m	Bernadette Serone (NSW) 14.87m	
1994 Daniela Costian (Qld) 16.08m	Samantha Cox (NSW) 15.67m	
1995 Lisa-Marie Vizaniari (ACT) 14.87m	Samantha Cox (NSW) 14.68m	
1996 Georgette Reed (CAN) 16.39m (2) Bernadette Serone (NSW) 15.33m	(3) Daniela Costian (Qld) 15.29m	
1997 Beatrice Faumuina (NZL) 15.68m (3) Helen Toussis (Qld) 15.38m	Georgette Reed (CAN) 15.54m	(5) Bernadette Serone (NSW) 14.94m
1998 Beatrice Faumuina (NZL) 16.96m (2) Helen Toussis (Qld) 15.97m	(4) Lisa Patterson (Qld) 15.08m (3) Lisa-Marie Vizaniari (ACT) 15.83m	(4) Hannah Schneider (NSW) 14.93m
1999 Tressa Thompson (USA) 17.86m (4) Helen Toussis (Qld) 14.65m	Amy Palmer (USA) 16.55m	Tania Lutton-Senior (Senior) (NZL) 15.44m
2000 Helen Toussis (Qld) 15.55m	(5) Hannah Schneider (NSW) 14.60m Sumi Ichioka (JPN) 15.25m (4) Michelle Haage (NSW) 14.90m Michelle Haage (NSW) 15.68m	(6) Katrina Steele (NSW) 13.80m Tania Lutton-Senior (Senior) (NZL) 15.12m (5) Katrina Steele (NSW) 14.30m Alifaton Dkibril (SA) 14.04m Melissa Delich (WA) 13.32m
2001 Yoko Toyonaga (JPN) 15.97m		
Women - Discus Throw		
1987 Gael Martin (Mulhall) (Vic) 57.30m	Astra Vitols (Etienne) (Vic) 50.68m	Heidi Wittesch (SA) 47.32m
1988 Astra Vitols (Etienne) (Vic) 54.44m	Vanessa French (WA) 49.48m	Rochelle Sutton (Vic) 45.70m
1989 Daniela Costian (Qld) 66.78m	Lisa-Marie Vizaniari (ACT) 55.94m	Astra Vitols (Etienne) (Vic) 54.54m
1990 Daniela Costian (Qld) 59.60m	Lisa-Marie Vizaniari (ACT) 54.72m	Marie Christine Fakate (FRA) 51.04m (4) Felicity Johnston (NSW) 48.92m (4) Jacqueline Meier (NSW) 43.92m
1991 Daniela Costian (Qld) 64.68m	Jeanette Park (NZL) 49.46m (3) Felicity Johnston (NSW) 49.28m	
1992 Daniela Costian (Qld) 63.86m	Lisa-Marie Vizaniari (ACT) 52.52m	
1993 Daniela Costian (Qld) 62.82m	Felicity Johnston (NSW) 51.18m	
1994 Daniela Costian (Qld) 65.38m	Alison Lever (Qld) 56.54m	
1995 Daniela Costian (Qld) 61.76m	Lisa-Marie Vizaniari (ACT) 53.94m	
1996 Lisa-Marie Vizaniari (ACT) 61.86m	Beatrice Faumuina (NZL) 60.98m (3) Daniela Costian (Qld) 60.04m (3) Alison Lever (Qld) 53.40m	
1997 Beatrice Faumuina (NZL) 68.28m (2) Lisa-Marie Vizaniari (ACT) 65.86m	(3) Alison Lever (Qld) 53.90m	
1998 Beatrice Faumuina (NZL) 63.80m (2) Lisa-Marie Vizaniari (ACT) 61.41m	Alison Lever (Qld) 60.92m	
1999 Lisa-Marie Vizaniari (ACT) 61.72m	Lisa-Marie Vizaniari (ACT) 62.71m	
2000 Alison Lever (Qld) 63.73m		
2001 Alison Lever (QLD) 59.74m	Monique Nacsa (QLD) 55.00m	
		Ikuko Kitamura (JPN) 52.26m (6) Christy Mara (NSW) 48.30m Alison Lever (Qld) 50.38m Lisa-Marie Vizaniari (ACT) 55.42m Monique Nacsa (Qld) 51.04m (4) Alison Lever (Qld) 55.64m (4) Monique Nacsa (Qld) 53.16m (4) Katrina Steele (NSW) 53.57m Aretha Hill (USA) 57.75m (5) Katrina Steele (NSW) 53.86m Beatrice Faumuina (NZL) 62.68m (4) Monique Nacsa (Qld) 56.61m Christy Thiel (NSW) 53.68m

First Place	Second Place	Third Place
Women - Hammer Throw		
1987 Bernadette Serone (NSW) 40.18m	Joanne Capper (NSW) 38.14m	Norma Dann (NSW) 36.24m
1988 Bernadette Serone (NSW) 45.78m	Norma Dann (NSW) 37.90m	Kathleen Walton (Qld) 39.56m
1989 Joanne Capper (NSW) 41.62m	Bernadette Serone (NSW) 41.60m	Joanne Capper (NSW) 41.82m
1990 Bernadette Serone (NSW) 49.52m	Kathleen Walton (Qld) 42.34m	Kathleen Walton (Qld) 46.24m
1991 Bernadette Serone (NSW) 48.44m	Denise Passmore (Vic) 47.78m	(4) Bernadette Serone (NSW) 48.16m
1992 Aya Suzuki (JPN) 58.66m	(3) Denise Passmore (Vic) 49.56m	Denise Passmore (Vic) 49.26m
(2) Deborah 'Debbie' Sosimenko (NSW) 49.80m	Bernadette Serone (NSW) 49.28m	Kathleen Walton (Qld) 49.24m
1993 Deborah 'Debbie' Sosimenko (NSW) 57.58m	Denise Passmore (Vic) 53.62m	Denise Passmore (Vic) 56.44m
1994 Deborah 'Debbie' Sosimenko (NSW) 60.84m	Brenda McNaughton (NSW) 56.76m	Aya Suzuki (JPN) 58.86m
1995 Deborah 'Debbie' Sosimenko (NSW) 63.22m	(4) Denise Passmore (Vic) 57.30m	(5) Brenda McNaughton (NSW) 55.96m
1996 Olga Kuzenkova (RUS) 64.38m	Brenda MacNaughton (NSW) 59.36m	Karyne Perkins (NSW) 57.96m
(2) Deborah 'Debbie' Sosimenko (NSW) 59.50m	Brenda MacNaughton (NSW) 62.49m	Karyne Perkins (NSW) 60.69m
1997 Deborah 'Debbie' Sosimenko (NSW) 65.68m	Karyne Perkins (NSW) 62.59m	Amy Palmer (USA) 61.89m
1998 Deborah 'Debbie' Sosimenko (NSW) 66.72m	Tasha Williams (NZL) 63.34m	(5) Bronwyn Eagles (NSW) 60.29m
1999 Deborah 'Debbie' Sosimenko (NSW) 62.77m	(4) Brooke Krueger (SA) 61.89m	(5) Karyne Perkins (NSW) 61.43m
2000 Lisa Misipeka (AMS) 63.90m	Tasha Williams (NZL) 61.03	Karyne Di Marco (NSW) 61.00m
(3) Bronwyn Eagles (NSW) 62.77m	Cherry Harvey (Qld) 49.24m	(6) Nicole Robertson (NSW) 54.91m
2001 Bronwyn Eagles (NSW) 63.61	Cherry Harvey (Qld) 50.60m	
	(3) Kate Farrow (SA) 49.92m	
	Kate Farrow (SA) 56.56m	Lyndall Kennedy (NSW) 48.24m
	Kirsten Smith (NZL) 56.30m	Janne Ware (Tas) 48.64m
	(3) Kate Farrow (SA) 55.32m	(4) Sharon Clarke (NSW) 47.32m
	(5) Joanna Stone (Qld) 50.32m	Janne Ware (Tas) 53.00m
	(7) Fiona Fewtrell (NSW) 45.10m	(4) Janne Ware (Tas) 50.52m
	Sueli dos Santos (BRA) 56.58m	Kirsten Smith (NZL) 57.62m
	(3) Joanna Stone (Qld) 56.00m	(5) Kate Farrow (SA) 54.54m
	Louise Currey (McPaul) (NSW) 61.44m	Kate Farrow (SA) 56.74m
	(3) Kate Farrow (SA) 52.58m	(4) Lara Woodbury (NSW) 50.38m
	(3) Louise Currey (McPaul) (NSW) 59.70m	(4) Kate Farrow (SA) 56.30m
	Bina Ramesh (FRA) 54.06m	(7) Cecilia McIntosh (Vic) 48.48m
	(3) Kate Farrow (SA) 53.16m	(4) Lisa Garwood (Qld) 43.06m
	Bina Ramesh (FRA) 49.05m	(5) Rishelle Hume (WA) 43.66m
	(3) Cecilia McIntosh (Vic) 45.54m	(7) Caroline Jackman (SA) 46.26m
	Linda Polelei (FRA) 46.75m	(5) Stephanie Hancock (QLD) 49.78m
	(4) Caroline Jackman (SA) 44.49m	
	Bina Ramesh (FRA) 50.61m	
	(5) Cecilia McIntosh (Vic) 48.58m	
	Yayoi Shibano (JPN) 52.04m	
	(4) Cecilia McIntosh (VIC) 50.77m	
	Jocelyn Millar-Cubit (Millar) (Tas) 5876pts	Georgina Hale (Vic) 4998pts
	Jocelyn Millar-Cubit (Millar) (Tas) 5655pts	Wendy de Vroom (Smart) (NSW) 4097pts
	Janet Scott (CAN) 5212pts	(4) Katrina 'Katie' Ackerman (Harders) (Qld) 5127pts
	(3) Kylie Coombe (Vic) 5164pts	Lara Asinari (SA) 4666pts
	Leisa Proctor (Bruce) (Qld) 5063pts	Judith Parsons (SA) 4861pts
	Lara Asinari (SA) 4929pts	Fiona Fewtrell (NSW) 5171pts
	Leisa Proctor (Bruce) (Qld) 5421pts	Leisa Proctor (Bruce) (Qld) 5273pts
	Theresa Martin (Qld) 5355pts	Theresa Martin (Qld) 4984pts
	Kylie Coombe (Vic) 5599pts	Megan Minehane (Qld) 4650pts
	Theresa Martin (Qld) 4899pts	Virginia Young (NSW) 4872pts
	Sherryl Morrow (Vic) 5002pts	Theresa Martin (Qld) 5044pts
	Sherryl Morrow (Vic) 5229pts	Lisa Kovacs (SA) 4767pts
	Simone Purvis (Vic) 5060pts	Virginia Young (NSW) 5090pts
	Clare Thompson (Qld) 5464pts	Virginia Young (NSW) 5199pts
	Clare Thompson (Qld) 5751pts	Clare Thompson (VIC) 5570
	Mandy Heath (SA) 5672	
Women - Javelin Throw		
1987 Suzanne 'Sue' Howland (Qld) 63.86m	Cherry Harvey (Qld) 49.24m	Lyndall Kennedy (NSW) 48.24m
1988 Kate Farrow (SA) 54.74m	Cherry Harvey (Qld) 50.60m	Janne Ware (Tas) 48.64m
1989 Kaye Nordstrom (NZL) 51.52m	(3) Kate Farrow (SA) 49.92m	(4) Sharon Clarke (NSW) 47.32m
(2) Janne Ware (Tas) 50.08m	Kate Farrow (SA) 56.56m	Janne Ware (Tas) 53.00m
1990 Louise Currey (McPaul) (NSW) 57.06m	Kirsten Smith (NZL) 56.30m	(4) Janne Ware (Tas) 50.52m
1991 Louise Currey (McPaul) (NSW) 60.20m	(3) Kate Farrow (SA) 55.32m	Kirsten Smith (NZL) 57.62m
1992 Akiko Mayajima (JPN) 58.88m	(5) Joanna Stone (Qld) 50.32m	(5) Kate Farrow (SA) 54.54m
(3) Kate Farrow (SA) 54.08m	(7) Fiona Fewtrell (NSW) 45.10m	Kate Farrow (SA) 56.74m
1993 Louise Currey (McPaul) (NSW) 59.14m	Sueli dos Santos (BRA) 56.58m	(4) Lara Woodbury (NSW) 50.38m
1994 Joanna Stone (Qld) 62.40m	(3) Joanna Stone (Qld) 56.00m	(4) Kate Farrow (SA) 56.30m
1995 Kirsten Hellier (NZL) 60.10m	Louise Currey (McPaul) (NSW) 61.44m	(7) Cecilia McIntosh (Vic) 48.48m
(2) Louise Currey (McPaul) (NSW) 59.12m	(3) Kate Farrow (SA) 52.58m	(4) Lisa Garwood (Qld) 43.06m
1996 Tanja Damaske (GER) 64.38m	(3) Louise Currey (McPaul) (NSW) 59.70m	(5) Rishelle Hume (WA) 43.66m
(2) Joanna Stone (Qld) 62.78m	Bina Ramesh (FRA) 54.06m	(7) Caroline Jackman (SA) 46.26m
1997 Joanna Stone (Qld) 63.78m	(3) Kate Farrow (SA) 53.16m	(5) Stephanie Hancock (QLD) 49.78m
1998 Louise Currey (McPaul) (NSW) 62.34m	Bina Ramesh (FRA) 49.05m	
1999 Hayley Wilson (NZL) 47.48m	(3) Cecilia McIntosh (Vic) 45.54m	
(3) Jane Jamieson (NSW) 45.10m	Linda Polelei (FRA) 46.75m	
2000 Sueli dos Santos (BRA) 54.92m	(4) Caroline Jackman (SA) 44.49m	
(3) Stephanie Hancock (Qld) 49.58m	Bina Ramesh (FRA) 50.61m	
2001 Bina Ramesh (FRA) 54.54m	(5) Cecilia McIntosh (Vic) 48.58m	
(2) Rosie Hooper (VIC) 53.88m	Yayoi Shibano (JPN) 52.04m	
	(4) Cecilia McIntosh (VIC) 50.77m	
	Jocelyn Millar-Cubit (Millar) (Tas) 5876pts	Georgina Hale (Vic) 4998pts
	Jocelyn Millar-Cubit (Millar) (Tas) 5655pts	Wendy de Vroom (Smart) (NSW) 4097pts
	Janet Scott (CAN) 5212pts	(4) Katrina 'Katie' Ackerman (Harders) (Qld) 5127pts
	(3) Kylie Coombe (Vic) 5164pts	Lara Asinari (SA) 4666pts
	Leisa Proctor (Bruce) (Qld) 5063pts	Judith Parsons (SA) 4861pts
	Lara Asinari (SA) 4929pts	Fiona Fewtrell (NSW) 5171pts
	Leisa Proctor (Bruce) (Qld) 5421pts	Leisa Proctor (Bruce) (Qld) 5273pts
	Theresa Martin (Qld) 5355pts	Theresa Martin (Qld) 4984pts
	Kylie Coombe (Vic) 5599pts	Megan Minehane (Qld) 4650pts
	Theresa Martin (Qld) 4899pts	Virginia Young (NSW) 4872pts
	Sherryl Morrow (Vic) 5002pts	Theresa Martin (Qld) 5044pts
	Sherryl Morrow (Vic) 5229pts	Lisa Kovacs (SA) 4767pts
	Simone Purvis (Vic) 5060pts	Virginia Young (NSW) 5090pts
	Clare Thompson (Qld) 5464pts	Virginia Young (NSW) 5199pts
	Clare Thompson (Qld) 5751pts	Clare Thompson (VIC) 5570
	Mandy Heath (SA) 5672	
Women - Heptathlon		
1987 Jane Flemming (Vic) 6390pts	Jocelyn Millar-Cubit (Millar) (Tas) 5876pts	Georgina Hale (Vic) 4998pts
1988 Jane Flemming (Vic) 6166pts	Jocelyn Millar-Cubit (Millar) (Tas) 5655pts	Wendy de Vroom (Smart) (NSW) 4097pts
1989 Sharon Jaklofsky-Smith (Qld) 5565pts	Janet Scott (CAN) 5212pts	(4) Katrina 'Katie' Ackerman (Harders) (Qld) 5127pts
1990 Katrina 'Katie' Ackerman (Harders) (Qld) 5539pts	(3) Kylie Coombe (Vic) 5164pts	Lara Asinari (SA) 4666pts
1991 Leisa Proctor (Bruce) (Qld) 5164pts	Leisa Proctor (Bruce) (Qld) 5063pts	Judith Parsons (SA) 4861pts
1992 Kylie Coombe (Vic) 5661pts	Lara Asinari (SA) 4929pts	Fiona Fewtrell (NSW) 5171pts
1993 Jane Flemming (Vic) 6278pts	Leisa Proctor (Bruce) (Qld) 5421pts	Leisa Proctor (Bruce) (Qld) 5273pts
1994 Jane Flemming (Vic) 6010pts	Theresa Martin (Qld) 5355pts	Theresa Martin (Qld) 4984pts
1995 Jane Jamieson (NSW) 5840pts	Kylie Coombe (Vic) 5599pts	Megan Minehane (Qld) 4650pts
1996 Jane Jamieson (NSW) 5823pts	Theresa Martin (Qld) 4899pts	Virginia Young (NSW) 4872pts
1997 Clare Thompson (Qld) 5534pts	Sherryl Morrow (Vic) 5002pts	Theresa Martin (Qld) 5044pts
1998 Jane Jamieson (NSW) 5943pts	Sherryl Morrow (Vic) 5229pts	Lisa Kovacs (SA) 4767pts
1999 Sherryl Morrow (Vic) 5722pts	Simone Purvis (Vic) 5060pts	Virginia Young (NSW) 5090pts
2000 Sherryl Morrow (Vic) 5817pts	Clare Thompson (Qld) 5464pts	Virginia Young (NSW) 5199pts
2001 Jane Jamieson (NSW) 6070	Clare Thompson (Qld) 5751pts	Clare Thompson (VIC) 5570
	Mandy Heath (SA) 5672	

BELIEVE IT.

ACHIEVE IT.

results in 2001

Principal
sponsor



2002

AUSTRALIAN OPEN & UNDER 20 TRACK AND FIELD CHAMPIONSHIPS BRISBANE, QUEENSLAND – 23RD-25TH MARCH 2001

Women

100 metres Heat 1 w:0.4: 1. Jessica Knox NSW 11.86; 2. Nicole Apps NSW 11.92; 3. Michelle Dalrymple NSW 11.94; 4. Fiona Cullen QLD 12.14; 5. Lauren Sherry NSW 12.30; 6. Kimberley Parkes NSW 12.36. **Heat 2** w:0.7: 1. Lauren Hewitt VIS 11.52; 2. Sharon Cripps QAS 11.65; 3. Caro Hunt NZL 11.71; 4. Nicola Morris NZL 12.28; 5. Frith Maunder NZL 12.31; 6. Rowena Barben QLD 12.33; 7. Peta Gosbee NSW 12.74. **Heat 3** w:0.8: 1. Bindee Goon Chew QLD 11.67; 2. Rachael Jackson NSWI 11.73; 3. Kristie-Lee Casey NSW 12.09; 4. Anne Marie Mouri Nkeng SA 12.11; 5. Amy Harris QLD 12.33; 6. Nadia Smith VIC 12.41. **Heat 4** w:0.7: 1. Jacquie Munro NSWI 11.93; 2. Mindy Slomka NSW 11.96; 3. Anne Deller VIC 12.21; 3. Andrea Sparrow SA 12.21; 5. Tracy Olowoniyi VIC 12.47; 6. Kathleen Norman QLD 12.66. **Semi 1** w:0.8: 1. Lauren Hewitt VIS 11.54; 2. Sharon Cripps QAS 11.61; 3. Caro Hunt NZL 11.81; 4. Mindy Slomka NSW 12.02; 5. Jacquie Munro NSWI 12.07; 6. Fiona Cullen QLD 12.09; 7. Kristie-Lee Casey NSW 12.14; 8. Andrea Sparrow SA 12.23. **Semi 2** w:1.0: 1. Bindee Goon Chew QLD 11.71; 2. Rachael Jackson NSWI 11.73; 3. Nicole Apps NSW 11.80; 4. Jessica Knox NSW 11.95; 5. Michelle Dalrymple NSW 11.97; 6. Anne Marie Mouri Nkeng SA 12.05; 7. Nicola Morris NZL 12.20; 8. Anne Deller VIC 12.27. **Final** w:1.2: 1. Lauren Hewitt VIS 11.31; 2. Sharon Cripps QAS 11.51; 3. Rachael Jackson NSWI 11.62; 4. Bindee Goon Chew QLD 11.70; 5. Caro Hunt NZL 11.70; 6. Nicole Apps NSW 11.79; 7. Jessica Knox NSW 11.95; 8. Mindy Slomka NSW 12.03.

200 metres Heat 1 w:1.4: 1. Lauren Hewitt VIS 23.69; 2. Rebecca Wardell NZL 23.80; 3. Rosina Dick VIC 24.18; 4. Lauren Pearson NSW 24.86; 5. Kanako Yano JPN 24.97; 6. Katrina Sendall QLD 25.25. **Heat 2** w:1.4: 1. Sharon Cripps QAS 23.11; 2. Rebecca Sadler QLD 23.75; 3. Bindee Goon Chew QLD 23.90; 4. Rachael Jackson NSWI 23.93; 5. Renee Robson VIC 24.07; 6. Nicola Morris NZL 24.32; 7. Kristie-Lee Casey NSW 24.75. **Heat 3** w:0.5: 1. Nova Peris NTIS 23.31; 2. Caro Hunt NZL 23.59; 3. Katerina Dressler VIS 23.66; 4. Michelle Dalrymple NSW 24.02; 5. Jennifer Marshall VIC 24.39; 6. Andrea Sparrow SA 24.55; 7. Rowena Barben QLD 24.68; 8. Kimberley Parkes NSW 24.74. **Final** w:1.3: 1. Lauren Hewitt VIS 22.90; 2. Sharon Cripps QAS 23.04; 3. Nova Peris NTIS 23.12; 4. Caro Hunt NZL 23.56; 5. Rebecca Wardell NZL 23.67; 6. Katerina Dressler VIS 23.69; 7. Bindee Goon Chew QLD 23.84; 8. Rebecca Sadler QLD 23.92.

200 metres B Race w:1.4: 1. Rosina Dick VIC 24.20; 2. Andrea Sparrow SA 24.35; 3. Michelle Dalrymple NSW 24.42; 4. Nicola Morris NZL 24.46; 5. Rowena Barben QLD 24.58; 6. Jennifer Marshall VIC 24.70.

400 metres Heat 1 1. Rebecca Wardell NZL 53.72; 2. Katerina Dressler VIS 54.06; 3. Renee Robson VIC 54.18; 4. Lauren Pearson NSW 55.72; 5. Kristy Watson SA 56.14; 6. Ann Mooney QLD 56.68; 7. Carolyn Fox VIC 58.61. **Heat 2** 1. Jane Arnott NZL 56.35; 2. Sandy Nichols VIC 56.62; 3. Mary-Estelle Kapalu VAN 58.56; 4. Katrina Sendall QLD 58.60; 5. Melanie Morris QLD 59.54; 6. Larissa Stanley NSW 60.43. **Heat 3** 1. Nova Peris NTIS 52.77; 2. Rebecca Sadler QLD 53.84; 3. Jennifer Marshall VIC 54.53; 4. Rosina Dick VIC 54.71; 5. Amber Menzies NSW 55.53; 6. Miho Sugimori JPN 55.57; 7. Sophie Scamps NSW 56.24. **Final** 1. Nova Peris NTIS 52.49; 2. Jane Arnott NZL 52.59; 3. Rebecca Wardell NZL 52.67; 4. Katerina Dressler VIS 53.66; 5. Renee Robson VIC 53.69; 6. Rebecca Sadler QLD 53.71; 7. Rosina Dick VIC 54.73; 8. Jennifer Marshall VIC 55.11; 9. Sandy Nichols VIC 56.10.

800 metres Heat 1 1. Tamsyn Lewis VIS 2:08.14; 2. Selena Roberts QLD 2:10.39; 3. Rikke Ronholt DEN 2:10.43; 4. Trisha Holz NSW 2:11.04; 5. Yukiko Fujihara JPN 2:12.81. **Heat 2** 1. Adrienne McIvor QLD 2:06.25; 2. Libby Allen VIC 2:06.26; 3. Kate Myers VIC 2:06.54; 4. Miho Sugimori JPN 2:07.22; 5. Heidi Riordan VIC 2:08.21; Kimberley Mackintosh QLD DNF. **Final** 1. Tamsyn Lewis VIS 2:02.95; 2. Libby Allen VIC 2:05.09; 3. Rikke Ronholt DEN 2:05.12; 4. Kate Myers VIC 2:05.25; 5. Adrienne McIvor QLD 2:07.08; 6. Selena Roberts QLD 2:09.26; 7. Heidi Riordan VIC 2:10.10; 8. Miho Sugimori JPN 2:10.65.

1500 metres Heat 1 1. Kerri Jorgensen VIC 4:28.74; 2. Anna Thompson TAS 4:28.92; 3. Emily Morris NSW 4:29.24; 4. Belinda Martin NSW 4:29.27; 5. Jo Condron VIC 4:36.59; 6. Andrea Braakhuis VIC 4:37.61; 7. Lee-Ann Turner SA 4:39.63; 8. Eliza Eddy VIC 4:52.40. **Heat 2** 1. Suzy Walsham NSWI 4:23.66; 2. Serena Gibbs VIC 4:23.81; 3. Haley McGregor VIC 4:24.24; 4. Nina Rillstowe NZL 4:24.49; 5. Simone Braakhuis VIC 4:26.81; 6. Heidi Riordan VIC 4:30.48; 7. Sarah Salmon ACT 4:32.28; 8. Kate Seibold VIC 4:47.92. **Final** 1. Suzy Walsham NSWI 4:14.61; 2. Emily Morris NSW 4:17.18; 3. Anna Thompson TAS 4:17.44; 4. Serena Gibbs VIC 4:20.07; 5. Haley McGregor VIC 4:20.08; 6. Kerri Jorgensen VIC 4:20.69; 7. Nina Rillstowe NZL 4:23.59; 8. Heidi Riordan VIC 4:28.15; 9. Sarah Salmon ACT 4:29.91; 10. Belinda Martin NSW 4:31.32; 11. Simone Braakhuis VIC 4:32.79; 12. JO Condron VIC 4:45.73.

100m Hurdles Heat 1 w:1.2: 1. Debbi Edwards NSWI 13.32; 2. Fiona Cullen QLD 13.89; 3. Sherryl Morrow VIC 14.08; 4. Janiene Ashbridge NZL 14.38; 5. Danielle Senior NSW 15.01; 6. Rachel Neylan NSW 15.19; 7. Meagan Rentsch SA 15.65. **Heat 2** w:1.0: 1. Jacquie Munro NSWI 13.26; 2. Georgina Power VIS 13.52; 3. Akiko Morimoto JPN 13.70; 4. Keshvar Mirzarazi NSW 14.90; 5. Rhoda Mahon NSW 15.24; 6. Lisa Jenkinson NSW 15.52; 7. Stefanie Benson NSW 15.86. **Final** w:0.7: 1. Jacquie Munro NSWI 13.15; 2. Debbi Edwards NSWI 13.37; 3. Georgina Power VIS 13.51; 4. Fiona Cullen QLD 13.56; 5. Akiko Morimoto JPN 13.68; 6. Sherryl Morrow VIC 14.06; 7. Janiene Ashbridge NZL 14.55; 8. Keshvar Mirzarazi NSW 15.12.

400m Hurdles 1. Jana Pittman NSWI 57.19; 2. Stephanie Price NSWI 58.30; 3. Nicola Kidd NZL 59.38; 4. Kristy Watson SA 60.88; 5. Sonia Bowe NZL 61.17; 6. Kate Huxtable NSW 63.84; 7. Danielle Senior NSW 67.05; Ursula Rodway NSW DNF.

3000m Steeple 1. Rachel Penney NZL 10:30.04; 2. Leah Hirschfeld NZL 11:09.14; 3. Jane Mudge SA 11:17.03; 4. Melina Bernecker VIC 11:43.21.

4x100m Relay 1. University of Qld (Bindee Goon Chew, Melissa Moss, Amy Harris, Fiona Cullen) 46.71; 2. Melbourne Uni VIC (Rosina Dick, Jennifer Marshall, Nadia Smith, Rebecca O'Loughlin) 48.51; 3. Southern Suburbs QLD (Gemma Bright, Anna Petrie, Josephine Ngaluafe, Kathleen Norman) 52.71.

4x400m Relay 1. Melbourne Uni VIC (Rosina Dick, Carolyn Fox, Jennifer Marshall, Nova Peris) 3:42.13; 2. University Of Qld (Katrina Sendall Caitlin Willis, Rebecca Sadler, Ann Mooney) 3:47.52; 3. Grand Central (Anna Spriggins, Rachel Spriggins, Sarah Johnston, Sophie Chiet) 3:56.93; 4. Springwood NSW (Melissa Smith, Jessica Doorey, Jemma Lekkas, Jennifer Coogan) 4:00.52; 5. Pacific QLD (Melanie Morris, Margaret Atthow, Rowena Barben, Selena Roberts) 4:03.10; 6. Ashgrove Rangers QLD (Veronika Look, Kerrina Denny, Amanda Wendt, Michelle Woodhouse) 4:21.01.

High Jump 1. Carmen Hunter QLD 1.82m; 2. Petrina Price NSW 1.78m; 3. Peta Mason QLD 1.78m; 4. Sherryl Morrow VIC 1.74m; 5. Leah Alexander VIS 1.74m; 6. Nadia Smith VIC 1.74m; 7. Mandy Heath SASI 1.70m; 8. Satoko Hidaka JPN 1.65m; Kirby Brett NSW NH.

Pole Vault Qualifying 1/2 1. Kym Howe WAIS 3.70m; 2. Rosanna Ditton NSW 3.50m; 3. Tracy Young SA 3.30m; 3. Erryn Boxall WA 3.30m; 3. Sarsha McGowan QLD 3.30m; 3. Fiona Buchanan VIC 3.30m; Juliet Claffey IRL NH; Jenny Lovell SA NH. **Qualifying 2/2** 1. Rachael Dacy VIC 3.50m; 1. Irie Hill VIC 3.50m; 1. Jenni Dryburgh NZL 3.50m; 1. Tatiana Grigorieva SASI 3.50m; 5. Wendy Young SA 3.30m; 5. Lauren Eley SA 3.30m; Nikki Beckett NZL NH; Kym Lawson VIC NH. **Final** 1. Jenni Dryburgh NZL 4.35m; 2. Tatiana Grigorieva SASI 4.25m; 3. Rachael Dacy VIC 4.15m; 4. Kym Howe WAIS 4.15m; 5. Irie Hill VIC 3.85m; 6. Tracy Young SA 3.70m; 6. Wendy Young SA 3.70m; 6. Rosanna Ditton NSW 3.70m; 9. Fiona Buchanan VIC 3.70m; 10. Erryn Boxall WA 3.50m; 10. Lauren Eley SA 3.50m; 12. Sarsha McGowan QLD 3.30m.

Long Jump 1. Chantal Brunner NZL 6.68m w:0.7; 2. Shermin Oksuz WAIS 6.65m w:3.0; 3. Bronwyn Thompson QAS 6.60m w:2.1; 4. Sharon Sutherland WA 6.43m w:1.7; 5. Nadia Smith VIC 6.33m w:2.7; 6. Emma Cochrane VIC 6.26m w:0.4; 7. Kathleen Norman QLD 6.22m w:1.0; 8. Tatum Rickard NZL 6.15m w:2.3; 9. Kerrie Perkins QLD 6.13m w:3.8; 10. Kym Burns VIC 6.06m w:2.3; 11. Eri Yamamoto JPN 5.96m w:2.1; 12. Anna Petrie QLD 5.84m w:2.1; Fleur Castlereagh NSW FOUL.

Triple Jump Qualifying 1. Nicole Mladenis WAIS 13.05m w:-0.5; 2. Kelera Nacewa NZL 12.75m w:0.4; 3. Shelly Avery NZL 12.65m w:-1.5; 4. Katie Sumpton NSW 12.62m w:-0.3; 5. Gillian Ting NSW 12.58m w:0.4; 6. Frith Maunder NZL 12.39m w:1.5; 7. Sarah Sydney QLD 12.36m w:-0.5; 8. Michelle Apostolou SA 12.18m w:-2.2; 9. Jane Denning VIC 12.11m w:1.5; 10. Crystal Cragan WA 11.95m w:1.1; 11. Carmen Miller TAS 11.94m w:0.6; 11. Tatum Rickard NZL 11.94m w:1.3; 13. Stephanie Lockhart VIC 11.77m w:-1.2; 14. Helen Galanopoulos VIC 11.46m w:0.2; 15. Hilde Kuland NOR 11.36m w:1.5; 16. Alexis Turner QLD 11.10m w:1.3; 17. Tarja Clarke QLD 11.04m w:-1.5. **Final** 1. Nicole Mladenis WAIS 13.74m w:1.1; 2. Kelera Nacewa NZL 13.17m w:1.0; 3. Shelly Avery NZL 12.94m w:0.0; 4. Frith Maunder NZL 12.84m w:0.3; 5. Gillian Ting NSW 12.82m w:0.8; 6. Michelle Apostolou SA 12.68m w:0.5; 7. Sarah Sydney QLD 12.54m w:2.2; 8. Katie Sumpton NSW 12.43m w:0.4; 9. Jane Denning VIC 12.05m w:0.9; 10. Tatum Rickard NZL 12.03m w:2.0.

Shot Put 1. Yoko Toyonaga JPN 15.97m; 2. Michelle Haage NSW 15.68m; 3. Alifatou Djibril SA 14.04m; 4. Melissa Delich WA 13.32m; 5. Belinda Johnson NSW 13.30m; 6. Rebecca Neilsen VIC 13.11m; 7. Bina Ramesh FRA 12.98m; 8. Deborah Lovely QLD 12.97m; 9. Joanne Morris QLD 12.01m; 10. Sharyn Dickson NSW 11.81m.

Discus 1. Alison Lever QAS 59.74m; 2. Monique Nacsa QLD 55.00m; 3. Christy Thiel NSW 53.68m; 4. Debbie Pickersgill QAS 53.17m; 5. Yuka Murofushi JPN 52.67m; 6. Alifatou Djibril SA 50.25m; 7. Deborah Lovely QLD 48.31m; 8. Rhiannon Rae NSW 45.83m; 9. Samantha Fraser QLD 44.36m; 10. Samantha Collier QLD 42.07m; 11. Elaine Targett NSW 41.46m.

Hammer Qualifying 1. Bronwyn Eagles NSW 63.61m; 2. Tasha Williams NZL 61.03m; 3. Karyne Di Marco NSW 61.00m; 4. Aya Suzuki JPN 59.52m; 5. Yuka Murofushi JPN 59.13m; 6. Brooke Krueger SASI 57.53m; 7. Nicole Robertson NSW 54.41m; 8. Byrony Glass WAIS 53.67m; 9. Gabrielle Neighbour VIC 51.48m; 10. Sharyn Tennent QLD 51.36m; 11. Kellie Hall NSW 50.85m; 12. Deborah Lovely QLD 46.58m; 13. Breanne Clement NSW 45.21m; 14. Kristy Mills QLD 38.04m; 15. Samantha Fraser QLD 36.51m. **Final** 1. Bronwyn Eagles NSW 66.58m; 2. Tasha Williams NZL 63.92m; 3. Karyne Di Marco NSW 61.74m; 4. Aya Suzuki JPN 60.15m; 5. Yuka Murofushi JPN 57.96m; 6. Nicole Robertson NSW 54.91m; 7. Kellie Hall NSW 53.94m; 8. Sharyn Tennent QLD 53.10m; 9. Gabrielle Neighbour VIC 51.03m; 10. Byrony Glass WAIS 50.29m; 11. Deborah Lovely QLD 45.86m.

Javelin 1. Bina Ramesh FRA 54.54m; 2. Rosie Hooper VIC 53.88m; 3. Yayoi Shibano JPN 52.04m; 4. Cecilia McIntosh VIC 50.77m; 5. Stephanie Hancock QLD 49.78m; 6. Andrea McBride NZL 46.42m; 7. Kathryn Mitchell VIC 46.18m; 8. Caroline Jackman SA 44.65m; 9. Hayley Wilson NZL 44.18m; 10. Rebecca Noy NSW 43.36m; 11. Belinda Johnson NSW 41.43m; 12. Kate Smith QLD 41.35m.

Heptathlon 1. Jane Jamieson NSW 6070; 2. Mandy Heath SASI 5672; 3. Clare Thompson VIC 5570; 4. Kylie Wheeler WA 5416; 5. Virginia Young NSW 5225; 6. Elizabeth Murphy QLD 4731; 7. Melissa Tucker NSW 4631; 8. Rebecca O'Loughlin VIC 4620; 9. Danielle Senior NSW 4404; 10. Victoria Moresby NZL 3669.

Women Under 20

100 metres Heat 1 w:1.3: 1. Sally McLellan QLD 11.94; 2. Kylie Bent WA 12.04; 3. Alicia Spencer NSW 12.05; 4. Sandra Porter VIS 12.09; 5. Lauren Sherry NSW 12.17; 6. Fleur Eccles WA 12.27; 7. Katherine Hancock WA 12.99. **Heat 2** w:0.6: 1. Gemma Bright QLD 12.12; 2. Crystal Attenborough NTIS 12.18; 3. Ebony Cope WA 12.35; 4. Michelle Anderson NZL 12.48; 5. Katrina Steward VIC 12.51; 6. Tenille Griffen SA 13.11. **Final** w:0.4: 1. Sally McLellan QLD 11.91; 2. Alicia Spencer NSW 11.93; 3. Sandra Porter VIS 11.96; 4. Gemma Bright QLD 11.98; 5. Kylie Bent WA 12.01; 6. Crystal Attenborough NTIS 12.11; 7. Lauren Sherry NSW 12.27; 8. Ebony Cope WA 12.37.

200 metres Heat 1 w:0.5: 1. Sandra Porter VIS 24.35; 2. Pip Kehoe QLD 24.42; 3. Annabelle Smith NSW 24.45; 4. Merryn Aldridge NSW 24.96; 5. Katrina Steward VIC 25.33; 6. Kylie Bent WA 25.36; 7. Tenille Griffen SA 26.59. **Heat 2** w:0.7: 1. Sally McLellan QLD 24.48; 2. Gemma Bright QLD 24.56; 3. Alicia Spencer NSW 24.70; 4. Ebony Cope WA 24.74; 5. Fleur Eccles WA 24.86; 6. Josephine Ngaluafu QLD 25.26; 7. Phoebe Gunning NSW 25.83. **Final** w:0.9: 1. Alicia Spencer NSW 24.02; 2. Sandra Porter VIS 24.05; 3. Gemma Bright QLD 24.13; 4. Sally McLellan QLD 24.27; 5. Pip Kehoe QLD 24.30; 6. Annabelle Smith NSW 24.44; 7. Fleur Eccles WA 24.55; 8. Ebony Cope WA 24.63.

400 metres Heat 1 1. Rebecca Irwin NSW 55.28; 2. Anna Spriggins NZL 56.17; 3. Kate Johnstone NZL 56.62; 4. Phoebe Gunning NSW 57.32; 5. Sarah Johnston NZL 57.49; 6. Katherine Hancock WA 57.75; 7. Belinda Weathered QLD 59.94. **Heat 2** 1. Annabelle Smith NSW 55.80; 2. Merryn Aldridge NSW 57.22; 3. Caitlin Willis QLD 57.35; 4. Katrina Steward VIC 59.29; 5. Tenille Griffen SA 61.41. **Final** 1. Annabelle Smith NSW 53.79; 2. Rebecca Irwin NSW 54.32; 3. Kate Johnstone NZL 55.35; 4. Anna Spriggins NZL 55.87; 5. Caitlin Willis QLD 55.95; 6. Phoebe Gunning NSW 56.22; 7. Merryn Aldridge NSW 56.77; 8. Sarah Johnston NZL 58.23.

800 metres Heat 1 1. Lisa Corrigan NSW 2:11.69; 2. Caitlin Willis QLD 2:13.34; 3. Nicole Cook NSW 2:13.71; 4. Emily Rooke VIC 2:13.82; 5. Lauren Degney NSW 2:14.29; 6. Erin Montgomery NZL 2:15.21; 7. Margaret Atthow QLD 2:15.65; 8. Sophie Curtis QLD 2:16.33; 9. Lana Blue QLD 2:17.86. **Heat 2** 1. Erica Sigmont VIC 2:12.17; 2. Michelle Prowse NZL 2:12.61; 3. Emma Rilen NSW 2:12.86; 4. Leissa Pegrum WA 2:13.20; 5. Amanda Berghofer QLD 2:15.17; 6. Erin Hargrave NSW 2:18.10; 7. Fiona MacGregor QLD 2:19.76; 8. Rachel Spriggins NZL 2:20.54. **Final** 1. Michelle Prowse NZL 2:07.68; 2. Erica Sigmont VIC 2:08.32; 3. Lisa Corrigan NSW 2:09.13; 4. Caitlin Willis QLD 2:11.43; 5. Leissa Pegrum WA 2:14.12; 6. Emma Rilen NSW 2:15.58; 7. Emily Rooke VIC 2:16.05; 8. Nicole Cook NSW 2:28.12.

1500 metres 1. Lisa Corrigan NSW 4:29.19; 2. Erica Sigmont VIC 4:30.59; 3. Leonora Joy NZL 4:33.18; 4. Alethe West NSW 4:34.66; 5. Erin Hargrave NSW 4:38.52; 6. Kate Chettle TAS 4:41.29; 7. Sophie Bromfield NSW 4:41.92; 8. Kandy Grant ACT 4:42.10; 9. Anne-Maree Lyons NSW 4:44.85; 10. Emily Rooke VIC 4:45.25; 11. Tamara Hammermeister QLD 4:47.62; 12. Leissa Pegrum WA 4:48.58; 13. Erin Montgomery NZL 4:48.59.

3000 metres 1. Alethe West NSW 9:47.53; 2. Anne-Maree Lyons NSW 9:49.26; 3. Kate Chettle TAS 9:50.94; 4. Victoria Mitchell VIC 9:53.42; 5. Sophie Bromfield NSW 10:03.29; 6. Leonora Joy NZL 10:18.13; 7. Kandy Grant ACT 10:25.57; 8. Ardine Voogt QLD 10:34.48.

100m Hurdles Heat 1 w:0.9: 1. Sarah Dosen VIC 14.70; 2. Alana Boyd QLD 15.00; 3. Lisa Jenkinson NSW 16.12; 4. Ellice Ivanovic QLD 16.27; 5. Sara Lauchlan QLD 17.81. **Heat 2** w:0.5: 1. Georgina Power VIC 13.75; 2. Sarah Cowley NZL 14.77; 3. Keshvar Mirzarazi NSW 14.88; 4. Rachel Neylan NSW 14.97; 5. Alison Piotrowski NSW 15.24; 6. Chantel King-Astill NZL 15.55. **Final** w:1.0: 1. Georgina Power VIC 13.49; 2. Sarah Dosen VIC 14.19; 3. Alana Boyd QLD 14.27; 4. Sarah Cowley NZL 14.50; 5. Keshvar Mirzarazi NSW 14.84; 6. Rachel Neylan NSW 15.16; 7. Lisa Jenkinson NSW 15.21.

400m Hurdles 1. Annie Cahill NSW 62.66; 2. Sarah Coghill VIC 63.48; 3. Amy Matthews NZL 64.62; 4. Lauren Brownlow NSW 67.35; 5. Megan Carroll QLD 68.51; 6. Karoline Curtis VIC 68.57.

2000m Steeple 1. Victoria Mitchell VIC 6:50.90; 2. Carrie Bailey QLD 7:01.12; 3. Jane Nalder NZL 7:02.81; 4. Brodie Soster QLD 7:43.54; 5. Miriam Orr NSW 8:09.13; 6. Nikki O'Carroll NSW 8:10.85.

5000m Walk 1. Laura Johnson NSW 24:18.09; 2. Kate Connolly NSW 24:34.86; 3. Erin Adamcewicz VIC 25:09.37; 4. Bianca Sait NSW 25:32.91; 5. Lauren McGrath WA 27:41.00; Michelle French NSW DQ; Claire Bock QLD DQ.

High Jump 1. Petrina Price NSW 1.88m; 2. Leah Alexander VIC 1.76m; 3. Sarah Cowley NZL 1.73m; 4. Jane Brotherton NSW 1.69m; 5. Emma Beckman QLD 1.65m; 6. Emily Ryan VIC 1.65m; 7. Carly Bartlett NSW 1.60m; 7. Fiona Solomon QLD 1.60m; 7. Kirby Brett NSW 1.60m; 10. Sarah Johnston NZL 1.50m.

Pole Vault 1. Wendy Young SA 3.65m; 2. Nikki Cliffe NZL 3.65m; 3. Kym Lawson VIC 3.55m; 4. Erryn Boxall WA 3.55m; 5. Sarsha McGowan QLD 3.55m; 6. Lauren Eley SA 3.55m; 7. Jenny Lovell SA 3.45m; 8. Heather Chandler SA 3.00m; 9. Anthea Kotyla SA 3.00m; 10. Sophie Chiet NZL 2.80m; 11. Krista Meares QLD 2.80m; 11. Rebecca Ranclaud QLD 2.80m; Nikki Beckett NZL NH; Helen Szuster SA NH.

Long Jump 1. Shermin Oksuz WAIS 6.45m w:0.8; 2. Sarah Dosen VIC 6.02m w:1.8; 3. Simone Carre WA 5.94m w:0.9; 4. Sarah Sydney QLD 5.84m w:2.2; 5. Alexis Turner QLD 5.73m w:2.5; 6. Crystal Cragan WA 5.59m w:0.7; 7. Jaram Jennings QLD 5.54m w:0.6.

Triple Jump 1. Sarah Sydney QLD 12.55m w:0.1; 2. Simone Carre WA 12.14m w:-0.1; 3. Kate O'Donnell NSW 11.91m w:0.0; 4. Stephanie Lockhart VIC 11.87m w:-0.1; 5. Jaram Jennings QLD 11.85m w:0.0; 6. Anna Coster SA 11.84m w:0.0; 7. Crystal Cragan WA 11.79m w:0.4; 8. Alexis Turner QLD 11.59m w:0.0; 9. Tarja Clarke QLD 11.16m w:0.1; 10. Sara Lauchlan QLD 10.92m w:0.6; 11. Chantel King-Astill NZL 10.81m w:0.0.

Shot Put 1. Rebecca Neilsen VIC 13.38m; 2. Belinda Johnson NSW 13.30m; 3. Deborah Lovely QLD 12.99m; 4. Sharyn Dickson NSW 11.87m; 5. Karlroi Kollias NSW 9.66m.

Discus 1. Deborah Lovely QLD 49.68m; 2. Samantha Fraser QLD 47.83m; 3. Samantha Collier QLD 44.01m; 4. Rhiannon Rae NSW 43.95m; 5. Sharyn Dickson NSW 41.45m; 6. Karlroi Kollias NSW 31.19m.

Hammer 1. Nicole Robertson NSW 54.91m; 2. Gabrielle Neighbour VIC 51.32m; 3. Deborah Lovely QLD 46.76m; 4. Breanne Clement NSW 46.40m; 5. Rebecca Neilsen VIC 46.03m; 6. Samantha Fraser QLD 40.82m; 7. Kristy Mills QLD 38.40m.

Javelin 1. Stephanie Hancock QLD 48.34m; 2. Kathryn Mitchell VIC 47.72m; 3. Andrea McBride NZL 46.66m; 4. Kate Smith QLD 43.06m; 5. Belinda Johnson NSW 39.97m; 6. Rachael Junor NSW 37.64m; 7. Kristy Watkins NSW 37.62m; 8. Alicia Utschink QLD 37.29m; 9. Jessica Fisher NSW 35.00m.

Heptathlon 1. Rosalie Tennent QLD 4913; 2. Belinda Sanders NSW 4729; 3. Leona Bilous VIC 4710; 4. Brooke Rangi NZL 4701; 5. Jane Brotherton NSW 4491; 6. Melanie Leeming NZL 3079.

Men

100 metres Heat 1 w:0.6: 1. Patrick Johnson AIS 10.30; 2. Adam Basil AIS 10.40; 3. Stephen Brimacombe VIC 10.57; 4. Troy Davies NSW 10.62; 5. Brad McNicol NSW 10.73; 6. Campbell Tonkin VIS 10.78; 7. Nathan Carr QLD 11.07. **Heat 2** w:0.9: 1. Mathew Coad NZL 10.58; 2. Lachlan McLellan NZL 10.60; 3. Dallas Roberts NZL 10.64; 4. Nigel Biggs WAIS 10.66; 5. Ashley Rowan VIC 10.78; 6. Ryan Hoffman QLD 10.83; 7. Justin Lewis VIC 10.93; 8. Tim Matthews VIS 11.21. **Heat 3** w:0.9: 1. Matt Shirvington NSWI 10.27; 2. Gavin Hunter QLD 10.56; 3. Matthew Cunningham NZL 10.75; 4. Ian Carapeto QLD 10.79; 5. Gary Ryan IRL 10.82; 6. Robin Calleja VIC 11.03; 7. Andrew Richardson NSW 11.63. **Heat 4** w:0.5: 1. David Baxter VIS 10.50; 2. Bjorn Jansen NZL 10.80; 3. Masahiko Fukunaga JPN 10.81; 4. Jason Galea NSW 10.86; 5. Travis Venema QLD 11.00; 6. Peter Jackson IRL 11.02; 7. Mario LA Rosa QLD 11.05; 8. Adam Dart QLD 12.62. **Heat 5** w:0.5: 1. Paul Di Bella QAS 10.45; 2. Shem Hollands NSW 10.71; 3. David Thom VIC 10.72; 4. Scott Richardson NSWI 10.78; 5. Braden Fraser VIC 10.78; 6. Tim Johnson SA 10.94; 6. Lukas Chodat NSW 10.94; 8. Stuart Uhlmann QLD 11.10; 9. Daniel Carman VIC 11.55. **Semi 1** w:1.0: 1. Patrick Johnson AIS 10.25; 2. Paul Di Bella QAS 10.26; 3. Adam Basil AIS 10.41; 4. Stephen Brimacombe VIC 10.50; 5. Gavin Hunter QLD 10.50; 6. Matthew Cunningham NZL 10.75; 7. Brad McNicol NSW 10.75; 8. Masahiko Fukunaga JPN 10.77; 9. Bjorn Jansen NZL 10.83. **Semi 2** w:0.7: 1. Matt Shirvington NSWI 10.26; 2. Mathew Coad NZL 10.51; 3. David Baxter VIS 10.51; 4. Troy Davies NSW 10.62; 5. Shem Hollands NSW 10.67; 6. Dallas Roberts NZL 10.70; 7. David Thom VIC 10.71; 8. Lachlan McLellan NZL 10.72; 9. Nigel Biggs WAIS 10.77. **Final** w:0.9: 1. Matt Shirvington NSWI 10.19; 2. Patrick Johnson AIS 10.26; 3. Paul Di Bella QAS 10.27; 4. Adam Basil AIS 10.37; 5. Mathew Coad NZL 10.49; 6. Stephen Brimacombe VIC 10.50; 7. David Baxter VIS 10.56; 8. Troy Davies NSW 10.57.

200 metres Heat 1 w:-0.4: 1. Darryl Wohlsen QLD 20.96; 2. Dallas Roberts NZL 21.15; 3. Daniel Batman NSWI 21.34; 4. Adam Basil AIS 21.36; 5. Gary Ryan IRL 21.40; 6. Mitsuhiro Sato JPN 21.46; 7. Jason Kougelis NSW 21.88; 8. Jon Williams QLD 22.84. **Heat 2** w:1.2: 1. Patrick Johnson AIS 20.52; 2. David Flowers VIC 21.01; 3. Hideki Ishizuka JPN 21.11; 4. Jeremy Dixon NZL 21.18; 5. David Baxter VIS 21.33; 6. Andrew Pym NSW 21.86; 7. Morgan Coull VIC 22.09; 8. Peter Walsh VIC 23.04. **Heat 3** w:1.6: 1. Mathew Coad NZL 20.96; 2. Tim Williams VIS 21.05; 3. Tatsuya Ito JPN 21.07; 4. David Thom VIC 21.56; 5. Brad McNicol NSW 21.67; 6. Anton Booth QLD 21.74; 7. Travis Jenkins WAIS 21.83; 8. Nathan Carr QLD 22.11. **Heat 4** w:1.4: 1. Paul Pearce VIC 20.77; 2. Paul Di Bella QAS 20.92; 3. Shem Hollands NSW 21.35; 4. Bjorn Jansen NZL 21.45; 5. Kazuhiro Takahashi JPN 21.46; 6. Robert Medicott NSW 22.55. **Final** w:1.1: 1. Patrick Johnson AIS 20.59; 2. Paul Di Bella QAS 20.66; 3. Paul Pearce VIC 20.75; 3. Darryl Wohlsen QLD 20.75; 5. Tim Williams VIS 20.98; 6. Tatsuya Ito JPN 21.06; 7. Mathew Coad NZL 21.12; 8. David Flowers VIC 21.72.

200 metres B Race w:1.0: 1. Dallas Roberts NZL 21.00; 2. Hideki Ishizuka JPN 21.03; 3. Jeremy Dixon NZL 21.12; 4. Adam Basil AIS 21.39; 5. Shem Hollands NSW 21.48; David Baxter VIS DQ.

400 metres Heat 1 1. Paul Pearce VIC 46.49; 2. Mitsuhiro Sato JPN 46.49; 3. Mark Ormrod SASI 46.52; 4. David Flowers VIC 47.32; 5. Michael Rehardt QLD 47.42; 6. Eugene Farrell QLD 47.46; 7. Travis Jenkins WAIS 47.50; 8. Toby Watson NSW 48.77. **Heat 2** 1. Clinton Hill NSWI 46.44; 2. Anton Booth QLD 46.78; 3. Patrick Dwyer NSWI 46.99; 4. Clayton Veltman VIC 47.17; 5. Declan Stack WA 47.30; 6. Scott Thom NSW 47.41; 7. Morgan Coull VIC 47.74; 8. Michael Crump NSW 47.78; 9. Mowen Boino PNG 49.17. **Heat 3** 1. Tomas Coman IRL 46.22; 2. Michael Hazel VIS 46.28; 3. Daniel Batman NSWI 46.32; 4. Casey Vincent NSWI 46.73; 5. Mark Moresi NSWI 47.18; 6. Josh Martin NZL 47.55; 7. Sam Jeffrey TAS 47.89; 8. Adrian McLeod QLD 48.79; 9. Bryce Barnwell VIC 49.15. **Final** 1. Paul Pearce VIC 45.87; 2. Daniel Batman NSWI 45.93; 3. Tomas Coman IRL 46.18; 4. Mitsuhiro Sato JPN 46.32; 5. Anton Booth QLD 46.49; 6. Mark Ormrod SASI 46.60; 7. Clinton Hill NSWI 46.60; Michael Hazel VIS DQ.

800 metres Heat 1 1. Kristopher McCarthy VIS 1:46.41; 2. Tom Hassell SA 1:49.09; 3. Todd MacDonald NSWI 1:49.30; 4. Mark Abercromby QLD 1:49.64; 5. Mal Muir QLD 1:49.83; 6. Nicholas Hudson QLD 1:52.68; 7. Timothy Carroll QLD 1:54.05; 8. David Kehoe QLD 1:55.43; 9. Paul Mitchell WA 1:59.78. **Heat 2** 1. Mark Rodgers NZL 1:49.22; 2. Frazer Dowling NSW 1:49.49; 3. David Byrne NSWI 1:49.83; 4. Michael Hane SASI 1:49.90; 5. Stuart Bowden QLD 1:50.04; 6. Adam McClure QLD 1:51.04; 7. Robert Spurrs NSW 1:51.25; 8. Michael Jones VIC 1:51.42; 9. Matthew Griffin VIC 2:07.87. **Final** 1. Kristopher McCarthy VIS 1:47.08; 2. Mark Rodgers NZL 1:47.54; 3. Frazer Dowling NSW 1:47.60; 4. Mal Muir QLD 1:49.93; 5. Todd MacDonald NSWI 1:49.99; 6. Mark Abercromby QLD 1:50.12; 7. Tom Hassell SA 1:50.62; 8. David Byrne NSWI 1:52.95.

1500 metres Heat 1 1. Youcef Abdi NSWI 3:45.72; 2. Clinton Mackevicius VIC 3:45.74; 3. Michael Hane SASI 3:46.82; 4. Zac Ashkanasy QLD 3:47.92; 5. Sam Fragomeni QLD 3:48.41; 6. Michael Holmes NSW 3:49.13; 7. Chamkaur Dhaliwal NSW 3:52.84; 8. Mark Maslen ACT 3:54.49. **Heat 2** 1. Simon Rintel NSW 3:51.04; 2. Lachlan Chisholm NSW 3:51.56; 3. Philo Saunders VIC 3:51.80; 4. Erwin McRae ACT 3:52.36; 5. Craig Pease QLD 3:52.51; 6. Corey Tucker ACT 3:52.64; 7. Michael Whiting QLD 3:52.71; 8. Timothy Carroll QLD 3:55.60; 9. Paul Mitchell WA 3:56.72. **Final** 1. Clinton Mackevicius VIC 3:41.74; 2. Zac Ashkanasy QLD 3:43.94; 3. Lachlan Chisholm NSW 3:44.06; 4. Youcef Abdi NSWI 3:44.16; 5. Sam Fragomeni QLD 3:47.82; 6. Michael Hane SASI 3:50.12; 7. Michael Holmes NSW 3:52.76; 8. Erwin McRae ACT 3:55.05; 9. Craig Pease QLD 3:55.71; 10. Corey Tucker ACT 4:00.17; 11. Philo Saunders VIC 4:05.42; Simon Rintel NSW DNF.

110m Hurdles Heat 1 w:1.7: 1. Kyle Vander-Kuyp AIS 13.73; 2. Shogo Kansaki JPN 14.24; 3. Andy Cameron QLD 14.47; 4. Gregory Eyears NSWI 14.48; 5. Graeme Barry NSW 15.15; 6. Aaron De Jager NSW 16.16. **Heat 2** w:1.0: 1. Kimihiro Asami JPN 14.03; 2. Stuart Anderson QLD 14.04; 3. Nfa Forster-Jones VIC 14.36; 4. Tony Pownall NZL 14.41; 5. Ryan Purcell WA 14.50; 6. Christopher Ingram QLD 14.68; 7. Jamo Borthwick NSW 15.41. **Final** w:1.8: 1. Kyle Vander-Kuyp AIS 13.55; 2. Stuart Anderson QLD 13.73; 3. Kimihiro Asami JPN 13.95; 4. Nfa Forster-Jones VIC 14.08; 5. Shogo Kansaki JPN 14.13; 6. Andy Cameron QLD 14.31; 7. Tony Pownall NZL 14.35; 8. Gregory Eyears NSWI 14.36.

400m Hurdles Heat 1 1. Rohan Robinson AIS 50.72; 2. Pete Bate VIC 51.01; 3. Mathew Woodhouse NSW 51.30; 4. Mowen Boino PNG 51.39; 5. Chris Carroll AIS 51.65; 6. Matt Beckenham AIS 52.36; 7. Stephen Rae TAS 52.96; 8. Brendan Mallyon QLD 53.34. **Heat 2** 1. Blair Young QAS 50.65; 2. Yoshihiro Chiba JPN 51.08; 3. Nicholas O'Brien NZL 52.43; 4. Brendan Cole VIS 52.85; 5. Andrew Laverick NSW 53.37; 6. Joshua Hewitt NSW 54.09; 7. Nicholas Ruttley QLD 56.36; Michael Hawthorne NSW DNF. **Final** 1. Blair Young QAS 49.89; 2. Yoshihiro Chiba JPN 50.12; 3. Mathew Woodhouse NSW 50.81; 4. Rohan Robinson AIS 50.87; 5. Nicholas O'Brien NZL 50.95; 6. Pete Bate VIC 51.14; 7. Chris Carroll AIS 51.19; 8. Mowen Boino PNG 52.95.

3000m Steeple 1. Peter Nowill QLD 8:46.52; 2. Yoshitaka Iwamizu JPN 8:49.10; 3. Scott McTaggart ACT 8:54.86; 4. Ryan Taylor AIS 8:55.81; 5. Mark Pulman NZL 8:59.20; 6. Andrew Colvin NSW 9:05.65; 7. Allan Failla VIC 9:12.87; 8. Shane Thiele SA 9:16.35; 9. Vaughan Craddock NZL 9:19.38; 10. Stephen McMahon VIC 9:22.25; 11. Andrew Mellor NSW 9:26.14; 12. Lachlan McArthur VIC 9:32.69; 13. Travis Longmuir VIC 9:36.36; 14. Graeme Olden VIC 9:38.18; 15. Paul Boxshall VIC 9:43.07.

4x100m Relay 1. Otago NZL (Jeremy Dixon, Lachlan McLellan, Josh Martin, Dallas Roberts) 40.75; 2. Pacific QLD (Travis Venema, Matthew Gardiner, Darryl Wohlsen, Mario La Rosa) 40.81; 3. Sydney Pacific NSW (Tristan Conn, Brett McPherson, Stephen Hatch, Brad McNicol) 41.29; 4. University of Qld (Eugene Farrell, John Leighton, Lee Batchler, Jon Williams) 42.44; Griffith Uni GC QLD (Damien Vesper, Ryan Hoffman, Tom Knell, Craig Ellwood) DQ.

4x400m Relay 1. Pacific QLD (Adam McClure, Blair Young, Darryl Wohlsen, Anton Booth) 3:14.25; 2. Otago NZL (Jeremy Dixon, Lachlan McLellan, Dallas Roberts, Josh Martin) 3:18.90; 3. University Of Qld (Eugene Farrell, Mark Abercromby, Chris Hughes, Jon Williams) 3:20.20; 4. Ashgrove Rangers QLD (Marcus Katter, Rhys Lawler, Chris Dodd, Jarrod Jones) 3:30.86.

High Jump 1. Nick Moroney NSWI 2.22m; 2. Mark Taylor NSW 2.14m; 3. Keith Elliott NSWI 2.14m; 4. Jarrad Pozzi WAIS 2.10m; 5. Takeki Uchida NZL 2.10m; 6. Stephane Goubairate FRA 2.05m; 7. Dane Richter WA 2.05m; 8. James Watson NSWI 2.00m; 9. Troy Russell QLD 2.00m; Mark Ognibene NSW NH.

Pole Vault 1. Dmitri Markov WA 5.65m; 2. Paul Burgess WAIS 5.55m; 3. Viktor Chistiakov SASI 5.30m; 4. Steven Hooker VIS 5.15m; 5. Alex Miroshnichenko QLD 5.15m; Cameron Baker VIC NH; Stuart McLean NSW NH; David Jacobs VIC NH.

Long Jump 1. Peter Burge NSWI 7.97m w:0.8; 2. Tim Parravicini QAS 7.94m w:0.7; 3. Leigh Stuart VIC 7.93m w:0.9; 4. Andrew Curtis QLD 7.86m w:1.4; 5. Nabil Adamou VIC 7.85m w:1.5; 6. Mark Dalton SA 7.59m w:1.3; 7. John Thornell NSW 7.50m w:1.0; 8. Matthew Gardiner QLD 7.48m w:1.3; 9. Frederic Erin FRA 7.32m w:0.0; 10. Stacey Taurima QAS 7.19m w:0.9; 11. Richard Allan QLD 7.07m w:0.6.

Triple Jump 1. Andrew Murphy NSWI 16.96m w:0.9; 2. Jacob McReynolds NSW 16.47m w:3.1; 3. Tim Barnes NSW 16.33m w:3.4; 4. Michael Perry NSWI 15.99m w:3.3; 5. Joshua Ferguson QLD 15.83m w:1.9; 6. Marat Safuline RUS 15.72m w:0.9; 7. Greg Wiencke NSW 15.61m w:2.5; 8. Shaun Fletcher QLD 14.72m w:4.7.

Shot Put Qualifying 1. Rhys Jones QAS 18.23m; 2. Scott Martin VIS 17.36m; 3. John Minns VIC 17.12m; 4. Aaron Neighbour VIC 16.88m; 5. Justin Anlezark QAS 16.73m; 6. Chris Gaviglio QLD 16.47m; 7. Akusitino Hoatau FRA 16.39m; 8. Martin Duriska VIC 15.43m; 9. Michael Childs NSW 15.36m; 10. Thomas Court QLD 14.89m; 11. Stuart Gyngell NSW 14.36m; 12. Wade Hastie QLD 14.33m; 13. Jorg Probst NSW 14.26m; 14. Peter Thiel NSW 12.96m. **Final** 1. Justin Anlezark QAS 18.48m; 2. Scott Martin VIS 17.76m; 3. Aaron Neighbour VIC 17.65m; 4. Rhys Jones QAS 17.17m; 5. Chris Gaviglio QLD 16.95m; 6. John Minns VIC 16.50m; 7. Akusitino Hoatau FRA 16.48m; 8. Michael Childs NSW 16.28m; 9. Martin Duriska VIC 15.63m; 10. Thomas Court QLD 15.27m; 11. Stuart Gyngell NSW 14.54m; 12. Wade Hastie QLD 13.98m.

Discus 1. Aaron Neighbour VIC 55.71m; 2. Graham Hicks TIS 55.10m; 3. Peter Elvy NSWI 54.38m; 4. Scott Martin VIS 54.15m; 5. Chris Gaviglio QLD 53.47m; 6. Matthew Brown VIC 51.41m; 7. Tim Driesen VIS 50.41m; 8. Jun Fujiwara JPN 49.71m; 9. Peter Lonsdale QLD 49.41m; 10. Martin Duriska VIC 48.12m; 11. Benn Harradine NSW 48.05m; 12. Toshikatsu Miyazaki JPN 47.77m; 13. Ian Dillely WA 43.92m; 14. Randal Humich WA 41.78m; Akusitino Hoatau FRA Foul.

Hammer 1. Stuart Rendell AIS 77.76m; 2. Aaron Fish QAS 67.72m; 3. Russell Devine VIC 63.56m; 4. Justin McDonald TAS 62.59m; 5. Cameron Grant VIC 60.84m; 6. Michael Gusbeth VIS 60.11m; 7. Darren Billett SA 59.57m; 8. Wade Hastie QLD 57.26m; 9. Tim Driesen VIS 54.26m; 10. Justin Puopolo VIC 48.12m; Michael Ogilvie NSW FOUL; Demetri Dionisopoulos VIC FOUL.

Javelin 1. William Hamlyn-Harris NSWI 74.76m; 2. Andrew Currey NSWI 73.99m; 3. Joachim Kiteau FRA 73.02m; 4. Andrew Hall WAIS 69.19m; 5. Adrian Hatcher NSWI 68.72m; 6. Mathieu Roulet FRA 67.91m; 7. Oliver Dziubak WA 67.05m; 8. Damien Kelly QLD 65.33m; 9. Nick Bennett NSW 61.00m; 10. John Kay NSW 57.09m.

Decathlon 1. Matt McEwen QLD 7825; 2. Ashley Howlett TIS 7054; 3. Matthew McDowall WA 6840; 4. David O'Toole TAS 6780; 5. Rohan Walker ACT 6770; 6. Alexander Mason QLD 6531; 7. Jeremy Rae NSW 6525; 8. Andrew Coulter NSW 6485; 9. Jason Stevens SA 6023; 10. David Rose SA 6015; 11. Sean Gourley NZL 5668.

Men Under 20

100 metres Heat 1 w:0.9: 1. Michael Budlender VIC 10.94; 2. Warwick Cregan WA 11.00; 3. James Mortimer NZL 11.02; 4. BJ McDermott NZL 11.03; 5. Craig Bearda NZL 11.14; 6. Richard Marian WA 11.31; 7. Fabrice Lapiere NSW 15.42. **Heat 2** w:1.4: 1. Scott Wells TAS 10.91; 2. Ross Fowler QLD 11.05; 3. Luke Trembath NSW 11.09; 4. Zoy Frangos VIC 11.32; 5. Samuel Martin QLD 11.44; 6. Bradley Shepherdson SA 11.62. **Final** w:0.8: 1. James Mortimer NZL 10.80; 2. Michael Budlender VIC 10.81; 3. Scott Wells TAS 10.81; 4. Ross Fowler QLD 10.94; 5. BJ McDermott NZL 10.96; 6. Warwick Cregan WA 10.97; 7. Luke Trembath NSW 11.00; 8. Craig Bearda NZL 11.02.

200 metres w:0.9: 1. David Geddes NSWI 21.44; 2. Luke Trembath NSW 21.88; 3. Craig Bearda NZL 22.04; 4. Henari Veratau NSW 22.50; 5. William Caswell QLD 22.58.

400 metres Heat 1 1. Keith Sheehy SA 48.69; 2. Courtney McLeod QLD 48.88; 3. Henari Veratau NSW 50.74; 4. Craig Birdsall NSW 51.22; David Hanlin QLD DQ. **Heat 2** 1. David Geddes NSWI 48.72; 2. Chris Hughes QLD 49.69; 3. Christian Rendina VIC 49.97; 4. William Caswell QLD 50.27; 5. David Gane NSW 54.45. **Final** 1. David Geddes NSWI 47.39; 2. Keith Sheehy SA 48.21; 3. Courtney McLeod QLD 48.28; 4. Christian Rendina VIC 48.32; 5. Chris Hughes QLD 49.21; 6. Henari Veratau NSW 49.77; 7. William Caswell QLD 51.01; 8. Craig Birdsall NSW 51.08.

800 metres Heat 1 1. Aaron Jones TAS 1:53.50; 2. Nicholas Willis NZL 1:54.09; 3. Tom Osborne NZL 1:54.23; 4. Cameron Morrissey NSW 1:54.45; 5. Adam Bishop SA 1:54.97; 6. Daniel Adams QLD 1:57.89. **Heat 2** 1. Andrew Barker VIC 1:55.77; 2. Zane Palmer QLD 1:55.84; 3. Tom Richardson NSW 1:55.98; 4. Simon Taylor VIC 1:56.19; 5. Rhys Lawler QLD 1:57.04; 6. David Gane NSW 1:58.09; 7. Tim McGrath NSW 1:59.35. **Final** 1. Aaron Jones TAS 1:50.23; 2. Nicholas Willis NZL 1:50.94; 3. Zane Palmer QLD 1:53.56; 4. Cameron Morrissey NSW 1:54.15; 5. Adam Bishop SA 1:55.16; 6. Andrew Barker VIC 1:55.18; 7. Tom Osborne NZL 1:55.80; 8. Tom Richardson NSW 1:56.63; 9. Tim McGrath NSW 2:01.00.

1500 metres 1. Mark Fountain VIS 3:52.96; 2. Will Devjak NSW 3:55.29; 3. Max Smith NZL 3:55.49; 4. Grant Page TAS 3:56.22; 5. Nick Bromley NSW 3:57.80; 6. Adam Bishop SA 3:58.15; 7. Clint Perrett VIC 3:58.15; 8. Tim McGrath NSW 3:58.70; 9. Simon Taylor VIC 4:01.45; 10. Peter Bock QLD 4:05.68; 11. Cameron Morrissey NSW 4:09.36; 12. Glenn Harrison NSW 4:11.95.

5000 metres 1. Shawn Forrest VIS 14:39.75; 2. Clint Perrett VIC 15:09.55; 3. Michael Shelley QLD 15:11.03; 4. Marc Freedman NSW 15:31.04; 5. Eric Walsh QLD 15:36.02; 6. Jeffrey Hunt NSW 15:39.64; 7. Dale Engler SA 15:54.72; 8. Daniel Matena SA 15:55.83; 9. Christopher Reeves QLD 16:07.05; 10. Paul Morgan SA 16:09.72; Daniel Nunan QLD DNF.

110m Hurdles Heat 1 w:0.6: 1. James Mortimer NZL 14.35; 2. Ben Allen NZL 14.88; 3. Paul Harlond VIC 15.11; 4. Mitchell Moon QLD 15.26; 5. Alexander Jacenko NSW 15.51; Stephen Zoch QLD DNF; John Leighton QLD DNF. **Heat 2** w:1.5: 1. Ryan Purcell WA 14.00; 2. Warwick Cregan WA 14.12; 3. Grant Escreet QLD 14.97; 4. Aaron de Jager NSW 15.14; 5. Dan Riethmuller NSW 15.17; 6. Damien Daly QLD 15.18; 7. Anthony Rice NSW 15.69. **Final** w:0.8: 1. Ryan Purcell WA 13.97; 2. Warwick Cregan WA 14.07; 3. James Mortimer NZL 14.22; 4. Ben Allen NZL 14.75; 5. Grant Escreet QLD 15.09; 6. Dan Riethmuller NSW 15.16; 7. Paul Harlond VIC 15.18; 8. Aaron de Jager NSW 16.00.

400m Hurdles 1. Elliott Wood NSW 52.59; 2. Toby Sutherland QLD 54.42; 3. Christopher Clarke NSW 55.30; 4. Craig Birdsall NSW 55.56; 5. Joseph McMeniman QLD 56.66; 6. Benjamin Towers NSW 57.26; 7. Matt Fallon SA 57.69; 8. Nathan Brown VIC 60.33.

3000m Steeple 1. Jeffrey Hunt NSW 9:18.01; 2. Nick Bromley NSW 9:20.63; 3. Michael Shelley QLD 9:22.12; 4. Dale Engler SA 9:35.97; 5. Dylan Mordaunt NZL 9:45.37; 6. Alastair Morgan VIC 10:16.89; 7. Daniel Matena SA 10:28.65.

10000m Walk 1. Kevin Lacey QLD 54:35.75; 2. Stephen Prinzen-Wood QLD 1:01:17.28.

High Jump 1. James Watson NSW 2.11m; 2. Phillip Nelson WA 2.11m; 3. Keith Elliott NSW 2.04m; 3. David James QLD 2.04m; 5. Thomas Donovan VIS 2.00m; 6. Bruce Kupfer QLD 1.95m; 7. Stephen Dean SA 1.90m.

Pole Vault 1. Steven Hooker VIS 5.30m; 2. Kyle Ferreira VIC 4.50m; 3. Jack Pincott QLD 4.35m; 4. Jason Dudley QLD 4.00m; 5. Tim MacDermot SA 3.80m; 6. Mark Elwin SA 3.40m; Istvan Dobo SA NH.

Long Jump 1. Scott Crowe ACT 7.72m w:3.0; 2. Erik Surjan WA 7.57m w:3.6; 3. John Thornell NSW 7.53m w:1.8; 4. Ross Windsham NSW 7.42m w:3.2; 5. Kevin Beams VIC 7.19m w:1.5; 6. Stephen Jacenko NSW 7.00m w:2.4; 7. Philip Rickaby NSW 6.94m w:2.2; 8. Fabrice Lapierre NSW 6.90m w:2.5; 9. Richard Marian WA 6.84m w:1.9; 10. Ben Devenish-Meares QLD 6.82m w:2.8; 11. Bruce Kupfer QLD 6.73m w:2.5; 12. Ross Fowler QLD 6.69m w:2.0; 13. Christopher Lim QLD 6.59m w:1.7; 14. Jonathan Adey SA 5.90m w:1.5.

Triple Jump 1. Philip Rickaby NSW 14.81m w:0.1; 2. Shaun Fletcher QLD 14.74m w:-0.5; 3. Alexander Jacenko NSW 14.71m w:0.0; 4. Ben Allen NZL 14.44m w:0.0; 5. David Eri QLD 14.41m w:-0.1; 6. Matthew Crockford VIC 14.34m w:-0.4; 7. Geoff Davis NSW 13.98m w:0.3; 8. Jonathan Adey SA 13.56m w:-0.2; 9. Dwain Weyers QLD 12.87m w:-0.1.

Shot Put 1. Scott Martin VIS 18.97m; 2. Bertrand Vili FRA 17.42m; 3. Daniel East NSW 17.26m; 4. Benn Harradine NSW 15.72m; 5. Gareth Care NSW 15.46m; 6. Alex Walker NSW 14.71m; 7. Andrew Jarvis QLD 14.17m; 8. Murray Goldfinch ACT 12.96m.

Discus 1. Scott Martin VIS 56.97m; 2. Benn Harradine NSW 55.55m; 3. Tim Driesen VIS 54.91m; 4. Ben Blanchard NSW 52.72m; 5. Michael Gusbeth VIS 51.37m; 6. Daniel East NSW 50.72m; 7. Bertrand Vili FRA 50.56m; 8. Andrew Jarvis QLD 50.10m; 9. Nick Sawaszenko NSW 48.34m; 10. Damien Daly QLD 47.45m; 11. Alex Walker NSW 42.60m; 12. Murray Goldfinch ACT 41.19m; 13. Andrew Welsh QLD 40.65m.

Hammer 1. Tim Driesen VIS 66.30m; 2. Michael Gusbeth VIS 65.46m; 3. Benjamin Curry QLD 57.27m; 4. Michael Ogilvie NSW 56.06m; 5. Justin Puopolo VIC 55.02m; 6. Ben Blanchard NSW 45.90m.

Javelin 1. Joachim Kiteau FRA 72.48m; 2. Andrew Hall WA 69.05m; 3. Oliver Dziubak WA 68.43m; 4. Stuart Farquhar NZL 65.15m; 5. Bertrand Vili FRA 64.47m; 6. Joshua Robinson QLD 64.00m; 7. Nick Bennett NSW 62.65m; 8. Jari Talka ACT 57.91m; 9. Phil Benn VIC 57.11m; 10. Dominic Geeves QLD 56.32m; 11. Jarrod Jones QLD 55.72m; 12. Drew Potts QLD 53.87m; 13. Ben Baker NSW 52.90m; 14. Andrew Welsh QLD 52.76m; 15. Anthony Camilleri NSW 51.36m; 16. Adam Becis SA 51.30m; 17. Grant MacQueen QLD 49.48m.

Multi Event 1. Jason Dudley QLD 7000; 2. Scott Burriss NSW 6880; 3. Scott McLaren NZL 6597; 4. Adrian Finch TAS 6597; 5. Kyle McCarthy QLD 6342; 6. Kieren Frappell NSW 5967; 7. Lachlan Higgs SA 5961; 8. Jonathan Adey SA 5782; 9. Stephen Wolfenden QLD 5749; 10. James Russell NSW 5366; 11. Benjamin Towers NSW 5268.

Invitational Events for Athletes with a Disability

Women 100 metres Ambulant w:0.5: 1. Amy Winters NSWI 13.01; 2. Lisa Llorens AIS 13.06; 3. Meaghan Starr NSWI 13.94; 4. Katrina Webb SASI 14.71; 5. Prew McKell QLD 16.00.

Men 100 metres Ambulant w:0.9: 1. Tim Matthews VIS 11.25; 2. Andrew Newell NSWI 11.41; 3. Tim Sullivan VIS 11.80; 4. Neil Fuller AIS 11.96; 5. Stephen Wilson NSWI 12.02; 6. Darren Thrupp QAS 12.68; 7. Kieran Ault-Connell VIS 12.99; 8. Clayton Johnson TIS 13.73.

Men 200 metres Ambulant w:0.5: 1. Andrew Newell NSWI 22.66; 2. Tim Sullivan VIS 23.64; 3. Neil Fuller AIS 24.25; 4. Tim Matthews VIS 24.30; 5. Stephen Wilson NSWI 24.50; 6. Darren Thrupp QAS 26.14; 7. Clayton Johnson TIS 28.93.

Men 400 metres Ambulant 1. Andrew Newell NSWI 49.60; 2. Tim Sullivan VIS 52.00; 3. Neil Fuller AIS 55.39; 4. Darren Thrupp QAS 59.25; 5. Adrian Grogan NSW 60.51.

Men 800 metres Ambulant 1. Dale Sharp QLD 2:11.04; 2. Gerrard Gosens QLD 2:19.24; 3. Malcolm Bennett SA 2:26.40; 4. Adrian Grogan NSW 2:27.02.

Men & Women 100 metres Wheelchair w:0.6: 1. Geoff Trappett QAS 15.21; 2. John Lindsay VIS 16.11; 3. Richard Coleman VIC 17.28; 4. Adam Sheppard QLD 17.94; 5. Bryan Stitfall WA 20.69.

Men & Women 200 metres Wheelchair w:0.4: 1. Geoff Trappett QAS 27.98; 2. Richard Coleman VIC 29.90; 3. Adam Sheppard QLD 33.05; Bryan Stitfall WA DQ; John Lindsay VIS DQ.

Men & Women 200 metres Ambulant w-0.4: 1. Lisa Llorens AIS 27.97; 2. Meaghan Starr NSWI 28.10; 3. Katrina Webb SASI 30.20; 4. Prew McKell QLD 32.14.

Men & Women 400 metres Ambulant 1. Malcolm Bennett SA 63.52; 2. Jeremy Carlile QLD 64.26; 3. Meaghan Starr NSWI 65.70; 4. Katrina Webb SASI 68.10; 5. Lisa Llorens AIS 78.10; Prew McKell QLD DQ.

Men & Women Shot Put Ambulant 1. Murray Goldfinch ACT 13.25m; 2. Brian Harvey QAS 9.90m; 3. Damien Burroughs AIS 9.61m; 4. Clayton Johnson TIS 8.56m; 5. Norma Koplick QAS 8.51m; 6. Madelyn Ehlers QLD 8.35m.

Men & Women Shot Put Seated 1. Hamish MacDonald AIS 9.39m; 2. Terry Giddy VIS 9.07m; 3. Bryan Stitfall WA 7.87m; 4. Lynda Holt WA 6.93m.

Men & Women Discus Seated 1. Terry Giddy VIS 28.29m; 2. Bryan Stitfall WA 26.87m; 3. Hamish MacDonald AIS 26.81m; 4. Lynda Holt WA 19.73m.

Men & Women Discus Ambulant 1. Damien Burroughs AIS 40.60m; 2. Murray Goldfinch ACT 39.20m; 3. Norma Koplick QAS 28.36m; 4. Brian Harvey QAS 28.10m; 5. Madelyn Ehlers QLD 24.57m.

Men Under 20 Multi Event

	Name	State	Points	100m	LJ	SP	HJ	400m	110mH	DT	PV	JT	1500m
1	Jason Dudley	QLD	7000	11.75 w:-0.8	6.47m w:-2.3	14.32m	1.90m	51.74	15.43 w:1.6	41.72m	3.90m	56.70m	4:47.48
2	Scott Burriss	NSW	6880	11.36 w:-0.8	5.70m w:-1.6	13.19m	1.72m	49.83	15.57 w:2.0	37.34m	4.20m	56.99m	4:28.39
3	Scott McLaren	NZL	6597	11.67 w:-0.8	6.12m w:-1.6	12.90m	1.78m	51.22	15.71 w:2.0	39.15m	3.70m	51.99m	4:41.46
4	Adrian Finch	TAS	6597	11.70 w:-0.6	6.08m w:-1.0	12.17m	1.90m	51.50	15.62 w:1.6	36.16m	3.80m	55.52m	4:51.79
5	Kyle McCarthy	QLD	6342	11.87 w:-0.6	6.30m w:-0.9	13.66m	1.90m	51.38	15.72 w:1.6	35.52m	3.00m	45.52m	4:49.75
6	Kieren Frappell	NSW	5967	11.60 w:-0.8	6.10m w:-0.3	13.67m	1.75m	53.61	16.49 w:2.0	31.16m	3.50m	47.30m	5:14.12
7	Lachlan Higgs	SA	5961	11.61 w:-0.6	6.27m w:2.6	10.99m	1.90m	53.21	14.85 w:1.6	34.88m	3.00m	40.90m	5:27.47
8	Jonathan Adey	SA	5782	11.70 w:-0.8	6.14m w:0.6	10.70m	1.93m	53.69	16.96 w:1.6	33.64m	3.50m	41.29m	5:24.60
9	Stephen Wolfenden	QLD	5749	11.99 w:-0.6	6.02m w:-0.5	11.93m	1.84m	55.90	17.53 w:2.0	30.78m	4.00m	45.28m	5:11.99
10	James Russell	NSW	5366	12.28 w:-0.6	5.86m w:-0.4	9.99m	1.75m	55.01	16.74 w:2.0	26.42m	3.20m	47.37m	5:03.16
11	Benjamin Towers	NSW	5268	11.79 w:-0.6	5.80m w:0.0	10.91m	1.66m	52.26	16.60 w:2.0	28.65m	3.70m	31.29m	5:49.32

Women Under 18 Heptathlon

	Name	State	Points	100mH	HJ	SP	200m	LJ	JT	800m
1	Leona Bilous	VIC	4716	14.87 w:-0.8	1.49m	11.40m	25.63 w:0.6	5.69m w:3.4	29.00m	2:39.21
2	Jane Brotherton	NSW	4575	15.34 w:-0.8	1.67m	10.44m	27.15 w: 0.6	5.33m w:1.3	28.93m	2:37.98
3	Leanne Spokes	VIC	4457	16.17 w:-0.8	1.55m	10.64m	27.09 w:0.6	5.02m w:3.0	37.59m	2:35.62
4	Lisa Hughes	WA	4425	15.99 w:-0.8	1.46m	8.36m	26.49 w:0.6	5.18m w:1.8	34.06m	2:22.33
5	Jaime Wallace	VIC	4347	15.99 w:-0.8	1.55m	8.76m	27.83 w:0.6	5.54m w:2.2	32.35m	2:35.32
6	Chelsea Jaensch	SA	3670	15.05 w:-0.8	1.55m	8.60m	26.55 w:0.6	4.73m w: 2.0	30.30m	
	Carlee Van Dyk	VIC	DNF	16.17 w:-0.8	1.46m	9.57m	29.32 w:0.6	DNS		

Women Under 16 Multi Event

	Name	State	Points	90mH	HJ	SP	200m	LJ	JT	800m
1	Alanna Oldham	VIC	3874	14.90 w:-0.8	1.49m	6.25m	26.81 w:0.6	4.51m w:2.0	21.23m	2:33.36

Men Under 18 Multi Event

	Name	State	Points	100m	LJ	SP	HJ	400m	110mH	DT	PV	JT	1500m
1	Jason Dudley	QLD	7137	12.07 w:-0.6	6.56m w:-0.6	15.72m	1.89m	52.38	15.59 w:-1.1	47.76m	4.10m	59.40m	4:59.25
2	Stephen Cain	VIC	6261	11.72 w:-0.6	4.00m w:2.2	13.49m	1.92m	52.73	15.09 w:-1.1	39.48m	3.80m	46.27m	4:46.77
3	Sean Broadby	TAS	6257	11.65 w:-0.6	6.39m w:1.1	12.89m	1.77m	51.88	15.93 w:-1.1	36.67m	2.90m	52.54m	4:57.64
4	Anthony Camilleri	NSW	6016	11.94 w:-0.6	5.83m w:-1.6	13.98m	1.74m	55.37	16.87 w:-1.1	44.31m	2.90m	61.20m	5:22.91
5	Aaron Warburton	NSW	5898	11.46 w:-0.6	5.92m w:1.6	12.42m	1.83m	54.99	15.94 w:-1.1	35.00m	3.60m	42.91m	5:32.45
6	Raff Laurins	VIC	5567	12.51 w:-0.6	5.43m w:1.1	16.59m	1.71m	61.94	17.95 w:-1.1	52.68m	2.80m	53.48m	5:39.90

Men Under 16 Multi Event

	Name	State	Points	100mH	SP	HJ	200m	LJ	JT	1500m
1	Dwain Weyers	QLD	4455	14.12 w:-0.5	14.00m	1.75m	24.60 w:-1.6	6.15m w:2.4	36.23m	5:04.19
2	Aaron Wordley	VIC	3865	14.90 w:-0.5	9.45m	1.69m	25.44 w:-1.6	6.09m w:1.3	30.02m	5:03.48
3	Simon Dornauf	TAS	3663	16.94 w:-0.5	9.93m	1.63m	26.33 w:-1.6	5.58m w:1.1	32.25m	4:31.24
4	Issac Simon	NSW	3607	14.30 w:-0.5	12.06m	1.87m	DQ	6.19m w:2.3	33.37m	5:30.15
5	Adrian Fleming	VIC	3429	15.94 w:-0.5	9.28m	1.54m	26.28 w:-1.6	5.44m w:0.9	29.56m	4:59.45
6	Ryan Gilliman	QLD	2463	16.65 w:-0.5	7.33m	1.42m	28.48 w:-1.6	4.59m w: 2.3	ND	5:11.87

AUSTRALIAN CLUBS CHAMPIONSHIPS

BRISBANE, QUEENSLAND – 26TH MARCH 2001

Women	University Queensland (UQ)	QLD	330 points
	Box Hill (BH)	VIC	288 points
	Southern Suburbs (SS)	QLD	288 points
	Springwood (SW)	NSW	265.50 points
	Pacific Athletics (PA)	QLD	240.50 points
Men	University Queensland (UQ)	QLD	303 points
	Pacific Athletics (PA)	QLD	287 points
	Southern Suburbs (SS)	QLD	281 points
	Sydney University (SU)	NSW	273 points
	Box Hill (BH)	VIC	272 points

Women

200 metres A Race w:+0.4: 1. Bindy Goon Chew UQ 24.40; 2. Bronwyn Thompson SS 25.05; 3. Renee Barben PA 25.11; 4. Sandra Nichols BH 25.11; 5. Peta Gosbee SS 25.98.

200 metres B Race w:+0.7: 1. Georgina Power BH 25.02; 2. Amy Harris UQ 25.13; 3. Jennifer Coogan SW 26.89; 4. Elizabeth Allen SS 27.09; 5. Tarja Clarke PA 27.30.

400 metres A Race 1. Sandra Nichols BH 56.50; 2. Ann Mooney QU 56.75; 3. Elizabeth Allen SS 62.14; 4. Megan Carroll PA 62.32; 5. Katherine Ingold SW 66.02.

400 metres B Race 1. Kerri Jorgensen BH 58.97; 2. Katrina Sendell UQ 59.67; 3. Melanie Morris PA 61.48; 4. Melissa Smith SW 62.80; 5. Anna Petrie SS 66.26.

800 metres A Race 1. Kerri Jorgensen BH 2:07.28; 2. Adrienne McIvor SS 2:08.37; 3. Caitlin Willis UQ 2:18.62; 4. Margie Atthow PA 2:19.83; 5. Jessica Doorey SW 2:20.11.

800 metres B Race 1. Erica Sigmont BH 2:12.77; 2. UQ 2:16.34; 3. Sophie Bromfield SW 2:17.20; 4. Clare Ryan PA 2:21.79; 5. Melissa Fawcett SS 2:23.24.

3000 metres A Race 1. Laura Luxford UQ 10:34.67; 2. Sophie Bromfield SW 10:35.97; 3. Eliza Eddy BH 10:58.43; 4. Pieta Stanfield SS 11:20.91; 5. Clare Ryan PA 12:17.37.

3000 metres B Race 1. Sophie Curtis QU 10:41.94; 2. Kavita Maharan SS 11:30.54; 3. Margie Atthow PA 12:18.77; 4. Jodie Madden SW 12:18.83; 5. Leana Tilley BH 16:18.77.

200m Hurdles A Race w:+0.4: 1. Georgina Power BH 28.26; 2. Fiona Cullen QU 28.75; 3. Kathleen Norman SS 29.82; 4. Peta Gosbee SW 31.10; 5. Kelly Lincez PA 33.00.

200m Hurdles B Race w:-0.8: 1. Melissa Moss QU 28.39; 2. Catherine Marshall 30.59; 3. Megan Carroll PA 30.76; 4. Jema Lekkas SW 31.04; 5. Alexis Turner SS 31.54.

4x100m Relay 1. Queensland University QLD 47.30; 2. Box Hill VIC 47.91; 3. Southern Suburbs QLD 48.37; 4. Springwood NSW 49.72; 5. Pacific Athletics QLD 51.14.

Medley Relay 1. Box Hill VIC 4:03.28; 2. Southern Suburbs QLD 4:05.45; 3. Queensland University QLD 4:09.64; 4. Springwood NSW 4:21.35.

High Jump A Division 1. Carmen Hunter QU 1.61m; Bronwyn Thompson SS 1.47m; Erin Petrovic SW 1.40m; Linda Allen PA 1.40m; 5. Kym Lawson BH 1.40m. B Division 1. Belinda Lavarach QU 1.61m; Fiona Buchanan BH 1.47m; Alexis Turner SS 1.47m; Jema Lekkas SW 1.40m; Kelly Lincez PA 1.20m.

Triple Jump A Division 1. Kathleen Norman SS 11.84m w:+1.9; 2. Melissa Moss QU 11.74m w:+2.2; 3. Catherine Marshall BH 10.70m w:-0.9; 4. Linda Allen PA 9.94m w:-1.3; Katharine Ingold SW 9.38m w:+0.2. B Division 1. Alexis Turner SS 11.44m w:-0.3; 2. Tarja Clarke PA 10.45m w:-0.8; 3. Melissa Smith SW 10.35m w:+1.0; 4. Kim McIntosh QU 9.82m w:+2.4; Kym Lawson BH ND.

Shot Put A Division 1. Debbie Pickersgill QU 11.01m; 2. Stephanie Hancock SS 10.84m; 3. Renee Barben PA 8.75m; 4. Leana Tilley BH 8.54m; 5. Jennifer Coogan SW 8.28m. B Division 1. Monique Nacsa QU 10.88m; 2. Erin Petrovic SW 9.33m; 3. Anna Petrie SS 9.20m; 4. Fiona Buchanan BH 7.28m; 5. Natalie Brown PA 7.02m.

Discus A Division 1. Monique Nacsa QU 53.70m; 2. Erin Petrovic SW 36.18m; 3. Stephanie Hancock SS 34.53m; 4. Leana Tilley BH 21.74m; 5. Natalie Brown PA 21.34m. B Division 1. Debbie Pickersgill UQ 47.44m; 2. Jema Lekkas SW 33.63m; 3. Anna Petrie SS 27.02m; 4. Fiona Buchanan BH 21.28m; 5. Kelly Lincez PA 18.62m.

Men

100 metres A Race w:-0.7: 1. Daryl Wohlsen PA 10.79; 2. Ashley Rowan BH 10.87; 3. Stuart Anderson QU 10.91; 4. Andrew Pym SU 10.98; 5. Nathan Carr SS 11.34.

100 metres B Race w:+0.4: 1. Tim Williams BH 10.73; 2. Eugene Farrell QU 10.97; 3. Travis Venema PA 11.09; 4. Richard Triggs SS 11.45; 5. Alex Head SU 11.47.

400 metres A Race 1. Anton Booth PA 47.12; 2. Eugene Farrell QU 48.38; 3. Jason Kougelis SU 48.44; 4. Nathan Carr SS 49.52; 5. Simon McNamara BH 49.90.

400 metres B Race 1. Isiereli Naikelevesi SS 48.86; 2. Toby Watson SU 49.16; 3. Mark Abercromby QU 49.81; Dwayne Jones PA 50.55; Graeme Olden BH 59.00.

800 metres A Race 1. Frazer Dowling SU 1:52.43; 2. Isiereli Naikelevesi SS 1:52.83; 3. Michael Jones BH 1:53.76; 4. Stuart Bowden QU 1:54.24; 5. Adam McClure PA 1:57.26.

800 metres B Race 1. Nick Hudson QU 1:55.63; 2. Martin Byron SU 1:56.41; 3. Michael Whiting PA 1:56.45; 4. Simon McNamara BH 1:57.20; 5. John Chandler SS 2:00.35.

3000 metres A Race 1. Peter Nowill QU 8:38.41; 2. Chris Isbister SS 8:42.32; 3. Chamker Dahaliwal SU 8:43.89; 4. Graeme Olden BH 9:06.65; 5. Michael Whiting PA 9:22.40.

3000 metres B Race 1. Antony Liddell QU 8:41.00; 2. John Chandler SS 8:56.39; 3. Adam Pepper BH 9:35.12; 4. Martin Byron SU 10:45.84; 5. Will Caswell PA 12:03.45.

200m Hurdles A Race w:+0.9: 1. Daryl Wohlsen PA 22.86; 2. Stuart Anderson QU 25.49; 3. Steven Hooker BH 25.54; 4. Graeme Barry SU 26.16; 5. Warren Evans SS 29.56.

200m Hurdles B Race w:+0.5: 1. Blair Young PA 23.57; 2. Andrew Cameron QU 24.69; 3. Cameron Baker BH 27.02; 4. Jeremy Rae SU 27.11; 5. Damien Daley SS 27.24.

4x100m Relay 1. Queensland University QLD 41.97; 2. Sydney University NSW 42.37; 3. Box Hill VIC 42.51; 4. Pacific Athletics QLD 43.35; 5. Southern Suburbs QLD 43.75.

Medley Relay 1. Pacific Athletics QLD 3:22.46; 2. Sydney University NSW 3:24.57; 3. Southern Suburbs QLD 3:25.12; 4. Box Hill VIC 3:28.29; 5. Queensland University QLD 3:36.69.

Pole Vault A Division 1. Steven Hooker BH 4.55m; 2. Warren Evans SS 4.25m; 3. Matt McEwan QU 4.10m; 4. Stuart McLean SU 3.50m; 5. Daryl Wohlsen PA 2.90m. B Division 1. Cameron Baker BH 4.10m; 2. Damien Daley SS 2.60m; 3. Mario Lerosa PA 2.60m; Jeremy Rae SU NH; Jack Pincott QU NH.

Long Jump A Division 1. Stuart Anderson QU 6.86m w:+0.1; 2. Matt Gardiner PA 6.84m w:+2.7; 3. Ben Devonish-Meares SS 6.81m w:+0.6; 4. Steven Hooker BH 6.68m w:+0.1; 5. Jeremy Rae SU 6.51m w:+0.8. B Division 1. Richard Allan PA 7.19m w:-0.1; 2. Chris Lim SS 6.99m w:+1.8; 3. Paul Greene SU 6.55m w:+0.8; 4. Ashley Rowan BH 6.54m w:+0.9; 5. Andrew Cameron QU 6.28m w:-0.3.

Shot Put A Division 1. Chris Gaviglio QU 16.18m; 2. Jacob Vujcic SU 15.28m; 3. Aaron Fish SS 13.52m; 4. Brad Roberts PA 11.14m; 5. Adam Pepper BH 6.41m. B Division 1. Tom Court QU 15.16m; 2. Jason Kougelis SU 12.01m; 3. Damien Daley SS 10.63m; 4. Richard Allan PA 9.70m; 5. Peter van Miltenberg BH 6.55m.

Javelin A Division 1. Damien Kelly QU 58.60m; 2. Daniel Vickers SU 52.93m; 3. Dominic Geeves SS 21.42m; 4. Mario Lerosa PA 44.77m; 5. Adam Pepper BH 30.18m. B Division 1. Matt McEwan QU 55.70m; 2. Warren Evans SS 53.96m; 3. Daniel Vujcic SU 51.84m; 4. Richard Allan PA 47.25m; Cameron Baker BH 37.99m.

AUSTRALIAN CHAMPIONSHIPS FOR ATHLETES WITH A DISABILITY

CANBERRA, AUSTRALIAN CAPITAL TERRITORY – 6TH-8TH APRIL 2001

Women Ambulant

100 metres (1) 101.51% Lisa Mcintosh 82 VIC 37 14.09 (2) 103.30% Nicole Spehar VIC 36 20.01 (3) 103.37% Amy Winters NSW 46 12.88 (4) 103.80% Katrina Webb SA 38 14.47 (5) 109.49% Lisa Llorens ACT 20 13.62 (6) 110.03% Meaghan Starr 84 NSW 46 13.71 (7) 111.17% Sharon Rackham ACT 20 13.83 (8) 115.01% Annabelle Williams 88 NSW 46 14.33 (9) 121.78% Kylie Hogarth NZL 20 15.15 (10) 121.86% Prew Mckell 82 QLD 20 15.16 (11) 122.30% Heidi Weisz VIC 36 23.69 (12) 125.96% Nicole Groth QLD 20 15.67 (13) 126.40% Sara Rigler 87 NSW 38 17.62 (14) 126.77% Eowyn Osborne 85 ACT 20 15.77

200 metres (1) 99.16% Lisa Mcintosh 82 VIC 37 29.40 (2) 102.61% Amy Winters NSW 46 26.38 (3) 105.17% Katrina Webb SA 38 29.89 (4) 106.90% Nicole Spehar VIC 36 47.08 (5) 108.08% Lisa Llorens ACT 20 27.03 (6) 109.53% Meaghan Starr 84 NSW 46 28.16 (7) 112.55% Sharon Rackham ACT 20 28.15 (8) 113.26% Annabelle Williams 88 NSW 46 29.12 (9) 127.39% Kylie Hogarth NZL 20 31.86 (10) 129.19% Prew Mckell 82 QLD 20 32.31 (11) 136.00% Sara Rigler 87 NSW 38 38.65 (12) 140.02% Nicole Groth QLD 20 35.02 (13) 143.98% Eowyn Osborne 85 ACT 20 36.01

400 metres (1) 99.57% Lisa Mcintosh 82 VIC 37 69.11 (2) 104.99% Katrina Webb SA 38 68.02 (3) 106.27% Meaghan Starr 84 NSW 46 63.93 (4) 122.08% Kylie Hogarth NZL 20 75.02 (5) 126.35% Jacquelyn Wade ACT 20 77.64 (6) 129.81% Prew Mckell 82 QLD 20 79.77

800 metres (1) 99.73% Lisa Mcintosh 82 VIC 37 2:46.31 (2) 125.91% Cristine Suffolk NSW 1 2:49.85

1500 metres (1) 121.55% Cristine Suffolk NSW 1 5:37.84

5000 metres (1) 117.73% Cristine Suffolk NSW 1 20:28.04

10000 metres (1) 106.15% Dorothy Davidson QLD 13 62:39.16

High Jump (1) 83.92% Annabelle Williams 88 NSW 46 1.20

Long Jump (1) 90.61% Lisa Llorens ACT 20 4.92 (2) 78.69% Annabelle Williams 88 NSW 46 4.10 (3) 76.98% Sharon Rackham ACT 20 4.18 (4) 76.68% Heidi Weisz VIC 36 2.40 (5) 69.29% Heidi Waddell 86 NSW 1 3.43 (6) 67.02% Sara Rigler 87 NSW 38 2.56 (7) 62.43% Eowyn Osborne 85 ACT 20 3.39

Shot Put (1) 85.69% Julie Iles NSW 40 4.43 (2) 81.20% Norma Koplick QLD 20 8.38 (3) 80.38% Kobie Scott 88 VIC 46 5.94 (4) 71.79% Heidi Waddell 86 NSW 1 7.10 (5) 70.69% Heidi Weisz VIC 36 4.22 (6) 66.89% Debbie Wendt QLD 37 5.94 (7) 54.46% Nicole Groth QLD 20 5.62 (8) 39.24% Kalinda Gallagher 85 NSW 20 4.05

Discus (1) 93.14% Norma Koplick QLD 20 27.30 (2) 89.65% Debbie Wendt QLD 37 17.50 (3) 87.08% Julie Iles NSW 40 11.53 (4) 77.68% Heidi Waddell 86 NSW 1 21.86 (5) 75.00% Sara Rigler 87 NSW 38 15.18 (6) 64.77% Heidi Weisz VIC 36 10.13 (7) 58.58% Kylie Hogarth NZL 20 17.17 (8) 57.39% Kobie Scott 88 VIC 46 15.92 (9) 55.88% Nicole Spehar VIC 36 8.74 (10) 41.01% Eowyn Osborne 85 ACT 20 12.02 (11) 39.13% Kalinda Gallagher 85 NSW 20 11.47

Javelin (1) 126.69% Kobie Scott 88 VIC 46 18.32 (2) 88.53% Heidi Waddell 86 NSW 1 23.55 (3) 88.42% Norma Koplick QLD 20 30.00 (4) 83.45% Debbie Wendt QLD 37 15.28 (5) 54.54% Nicole Spehar VIC 36 6.49 (6) 23.75% Kalinda Gallagher 85 NSW 20 8.06

Women Wheelchair

100 metres (1) 104.84% Angela Ballard 82 ACT 53 19.27 (2) 121.02% Simone Donoghue QLD 34 24.47 (3) 122.36% Michelle Nunn NZL 53 22.49

200 metres (1) 104.75% Angela Ballard 82 ACT 53 35.09 (2) 123.61% Michelle Nunn NZL 53 41.41 (3) 132.53% Simone Donoghue QLD 34 47.59

400 metres (1) 108.96% Angela Ballard 82 ACT 53 71.29 (2) 135.20% Simone Donoghue QLD 34 99.79

800 metres (1) 100.82% Angela Ballard 82 ACT 53 2:10.46 (2) 101.65% Louise Sauvage NSW 54 1:53.51 (3) 112.21% Christie Skelton NSW 54 2:05.31

5000 metres (1) 107.19% Louise Sauvage NSW 54 13:26.45

Shot Put (1) 122.92% Michelle Nunn NZL 53 4.29 (2) 97.46% Lynda Holt WA 55 6.91 (3) 78.34% Claire Summersgill NSW 52 3.40

Discus Throw (1) 99.24% Lynda Holt WA 55 20.76 (2) 81.62% Claire Summersgill NSW 52 6.35

Javelin Throw (1) 108.06% Michelle Nunn NZL 53 8.71

Ambulant Men

100 metres (1) 97.01% Darren Thrupp QLD 37 12.32 (2) 97.32% Matthew Slade NZL 37 12.36 (3) 100.07% Clayton Johnson TAS 36 13.66 (4) 102.08% Andrew Newell NSW 20 11.31 (5) 102.77% Tim Sullivan VIC 38 11.88 (6) 103.25% Dean Turner NSW 20 11.44 (7) 103.31% Tim Matthews VIC 46 11.23 (8) 108.56% Paul Benz 86 SA 38 12.55 (9) 110.86% Don Elgin VIC 44 12.66 (10) 112.57% Paul Harpur QLD 11 12.81 (11) 113.45% Mark Symon 82 NZL 13 12.48 (12) 113.54% Craig Sheppard 82 NZL 37 14.42 (13) 114.25% Ashley Pardon 81 QLD 37 14.51 (14) 115.04% Wade McMahon 85 ACT 37 14.61 (15) 115.34% David Frazer 84 VIC 20 12.78 (16) 117.14% Stuart Mclay VIC 12 13.12 (17) 117.64% Matthew Bell 84 NSW 37 14.94 (18) 118.02% Geoff Clarke NSW 36 16.11 (19) 118.41% Andrew Vayne 83 VIC 20 13.12 (20) 119.22% Luke Davis 85 NSW 20 13.21 (21) 123.65% Peter Gilford NSW 20 13.70 (22) 124.57% David Lindup 83 WA 37 15.82 (23) 125.18% Stephen Marshall 84 SA 13 13.77 (24) 126.08% Billy Ferguson 84 VIC 42 19.05 (25) 126.22% Kyle Kavanagh 85 QLD 46 13.72 (26) 130.82% Raymond Cervellin 83 QLD 46 14.22 (27) 132.47% Michael Armstrong 88 ACT 46 14.40 (28) 154.84% Adam Cunningham 91 ACT 38 17.90

200 metres (1) 95.05% Matthew Slade NZL 37 25.18 (2) 95.24% Darren Thrupp QLD 37 25.23 (3) 98.91% Clayton Johnson TAS 36 28.17 (4) 98.93% Andrew Newell NSW 20 22.22 (5) 101.11% Tim Sullivan VIC 38 23.63 (6) 103.78% Tim Matthews VIC 46 23.09 (7) 104.45% Dean Turner NSW 20 23.46 (8) 104.81% Neil Fuller SA 44 23.95 (9) 108.30% Mark Symon 82 NZL 13 24.91 (10) 108.34% Paul Benz 86 SA 38 25.32 (11) 110.39% Paul Harpur QLD 11 26.34 (12) 110.86% Daniel Prince 82 NSW 20 24.90 (13) 111.38% Don Elgin VIC 44 25.45 (14) 114.25% Stuart Mclay VIC 12 27.42 (15) 115.22% Wayne Munday SA 13 26.50 (16) 116.16% David Frazer 84 VIC 20 26.09 (17) 116.23% Craig Sheppard 82 NZL 37 30.79 (18) 120.12% Matthew Bell 84 NSW 37 31.82 (19) 123.46% Alex Nankivell 85 ACT 20 27.73 (20) 126.30% Stephen Marshall 84 SA 13 29.05 (21) 126.31% Peter Gilford NSW 20 28.37 (22) 129.39% Andrew Vayne 83 VIC 20 29.06 (23) 133.12% Michael Armstrong 88 ACT 46 29.62 (24) 143.14% Rhys Hill 85 ACT 20 32.15

400 metres (1) 100.00% Darren Thrupp QLD 37 58.18 (2) 103.85% Andrew Newell NSW 20 51.23 (3) 105.47% Tim Sullivan VIC 38 53.05 (4) 108.75% Jeremy Carlile 84 QLD 37 63.27 (5) 111.43% Clayton Johnson TAS 36 70.47 (6) 114.68% Paul Harpur QLD 11 60.39 (7) 116.99% Wayne Munday SA 13 59.97 (8) 117.53% Dale Sharp QLD 20 57.98 (9) 117.71% Paul Benz 86 SA 38 59.21 (10) 131.88% Stephen Marshall 84 SA 13 67.60 (11) 133.61% Andrew Vayne 83 VIC 20 65.91 (12) 137.28% Alex Nankivell 85 ACT 20 67.72 (13) 144.28% Craig Sheppard 82 NZL 37 83.94

800 metres (1) 100.89% Malcolm Bennett SA 36 2:26.90 (2) 110.30% Jeremy Carlile 84 QLD 37 2:27.85 (3) 114.52% Dale Sharp QLD 20 2:11.36 (4) 124.44% Andrew Pope QLD 36 3:01.19 (5) 133.20% Travis Zimmer VIC 13 2:34.68 (6) 137.99% Timothy Page 87 NSW 20 2:38.27 (7) 163.10% Craig Sheppard 82 NZL 37 3:38.62

1500 metres (1) 102.21% Malcolm Bennett SA 36 5:19.62 (2) 112.30% Andrew Pope QLD 36 5:51.15 (3) 117.81% Dale Sharp QLD 20 4:38.02 (4) 122.18% Mark Haskett 83 SA 13 5:02.42 (5) 125.33% Timothy Page 87 NSW 20 4:55.79 (6) 133.12% Justin Hamilton VIC 20 5:14.16 (7) 134.07% Travis Zimmer VIC 13 5:31.87 (8) 144.43% Thomas Crowe 86 VIC 37 7:44.98 (9) 160.81% Daryl Howe WA 36 8:22.84

5000 metres (1) 88.72% Andrew Pope QLD 36 21:57.54 (2) 97.63% Andrew Higgins VIC 37 20:49.24 (3) 115.36% Geoffrey Flowers NSW 37 24:36.21 (4) 118.91% Timothy Page 87 NSW 20 18:29.27 (5) 119.51% Mark Haskett 83 SA 13 19:55.24 (6) 123.99% Justin Hamilton VIC 20 19:16.68 (7) 144.54% Douglas Skillicorn NSW 20 22:28.41

10000 metres (1) 122.56% Douglas Skillicorn NSW 20 46:44.62 (2) 139.72% Daryl Howe WA 36 57:47.83

High Jump (1) 91.43% Mark Symon 82 NZL 13 1.60 (2) 83.33% Nathan Arnell 85 QLD 44 1.50

Long Jump (1) 105.16% Clayton Johnson TAS 36 4.48 (2) 103.62% Darren Thrupp QLD 37 5.44 (3) 94.03% Dean Turner NSW 20 5.98 (4) 79.43% Ashley Pardon 81 QLD 37 4.17 (5) 77.52% Luke Davis 85 NSW 20 4.93 (6) 74.67% Nathan Arnell 85 QLD 44 4.57 (7) 73.90% Peter Gilford NSW 20 4.70 (8) 69.56% Billy Ferguson 84 VIC 42 2.97 (9) 65.92% Kyle Kavanagh 85 QLD 46 4.43 (10) 64.02% Stephen Marshall 84 SA 13 3.95 (11) 51.41% Nicholas Larionow VIC 36 2.19 (12) 49.40% Michael Armstrong 88 ACT 46 3.32 (13) 48.43% Rhys Hill 85 ACT 20 3.08 (14) 36.51% Adam Cunningham 91 ACT 38 2.22

Shot Put (1) 100.56% Nicholas Larionow VIC 36 8.96 (2) 96.44% Murray Goldfinch ACT 20 11.92 (3) 93.31% Damien Burroughs ACT 37 9.20 (4) 88.10% Gregory Hibberd 85 ACT 36 7.85 (5) 86.00% Wade McMahon 85 ACT 37 8.48 (6) 84.28% David Lindup 83 WA 37 8.31 (7) 83.48% Mathew Peebles 82 NZL 38 8.69 (8) 79.35% Julian Bethell NZL 36 7.07 (9) 76.21% Geoff Clarke NSW 36 6.79 (10) 73.33% Ashley Pardon 81 QLD 37 7.23 (11) 73.02% Matthew Bell 84 NSW 37 7.20 (12) 67.67% Kyle Kavanagh 85 QLD 46 8.54 (13) 64.66% Raymond Cervellin 83 QLD 46 8.16 (14) 57.77% Sameul Turk 88 ACT 35 5.43 (15) 57.50% Stuart Mclay VIC 12 8.74 (16) 53.24% Peter Gilford NSW 20 6.58 (17) 49.19% Rhys Hill 85 ACT 20 6.08 (18) 48.54% Nicholas Roots 88 ACT 20 6.00 (19) 37.18% Adam Cunningham 91 ACT 38 3.87 (20) 28.34% Jonathan Sheehan 92 ACT 38 2.95

Discus (1) 112.28% Malcolm Bennett SA 36 24.77 (2) 104.01% Murray Goldfinch ACT 20 37.59 (3) 96.83% Geoff Clarke NSW 36 21.36 (4) 94.61% Gregory Hibberd 85 ACT 36 20.87 (5) 90.74% Brian Harvey QLD 38 29.58 (6) 88.37% Peter Dowling ACT 44 35.56 (7) 87.77% Damien Burroughs ACT 37 37.11 (8) 87.70% Don Elgin VIC 44 35.29 (9) 85.53% Wayne Bell ACT 42 35.51 (10) 84.36% Nicholas Larionow VIC 36 18.61 (11) 82.46% Julian Bethell NZL 36 18.19 (12) 72.88% Mathew Peebles 82 NZL 38 23.76 (13) 67.82% Kyle Kavanagh 85 QLD 46 30.14 (14) 53.93% Andrew Laggner NSW 20 19.49 (15) 52.49% Sameul Turk 88 ACT 35 14.10 (16) 51.47% Wade McMahon 85 ACT 37 21.76 (17) 48.20% Ashley Pardon 81 QLD 37 20.38 (18) 47.21% David Lindup 83 WA 37 19.96 (19) 40.84% Nicholas Roots 88 ACT 20 14.76 (20) 39.92% Thomas Crowe 86 VIC 37 16.88 (21) 36.43% Michael Armstrong 88 ACT 46 16.19 (22) 35.61% Rhys Hill 85 ACT 20 12.87 (23) 25.83% Adam Cunningham 91 ACT 38 8.42 (24) 20.15% Jonathan Sheehan 92 ACT 38 6.57

Javelin (1) 124.25% Gregory Hibberd 85 ACT 36 14.96 (2) 94.72% Brian Harvey QLD 38 39.43 (3) 79.19% David Lindup 83 WA 37 32.11 (4) 76.97% Sameul Turk 88 ACT 35 15.61 (5) 75.84% Stuart Mclay VIC 12 35.19 (6) 71.75% Andrew Laggner NSW 20 38.63 (7) 67.00% Wade McMahon 85 ACT 37 27.17 (8) 63.39% Nathan Arnell 85 QLD 44 32.85 (9) 51.16% Bradley Falconer 85 ACT 36 6.16 (10) 48.74% Mark Symon 82 NZL 13 26.67 (11) 18.28% Nicholas Roots 88 ACT 20 9.84

Men Wheelchair

100 metres (1) 98.89% Geoff Trappett QLD 54 14.30 (2) 105.80% Richard Colman 84 VIC 53 16.05 (3) 107.88% Richard Nicholson ACT 54 15.60 (4) 114.04% Grant Buckley 84 NSW 54 16.49 (5) 114.26% Scott Mackay VIC 52 21.48 (6) 118.74% Adam Sheppard 82 QLD 54 17.17 (7) 119.09% Nathan Pentecost 84 NSW 54 17.22 (8) 119.68% Daniel Henshall 86 QLD 52 22.50 (9) 119.71% Kevin Gaidies NSW 53 18.16 (10) 121.60% Brett Ogden NSW 52 22.86 (11) 122.74% Kon Gibson NSW 53 18.62 (12) 141.84% Kieran Dinnerville 87 NSW 54 20.51

200 metres (1) 102.30% Geoff Trappett QLD 54 27.17 (2) 106.93% Richard Colman 84 VIC 53 28.84 (3) 108.02% Frederic Periac VIC 54 28.69 (4) 109.83% Richard Nicholson ACT 54 29.17 (5) 117.21% Adam Sheppard 82 QLD 54 31.13 (6) 118.32% Scott Mackay VIC 52 40.23 (7) 119.13% Nathan Pentecost 84 NSW 54 31.64 (8) 124.21% Kevin Gaidies NSW 53 33.50 (9) 124.47% Kon Gibson NSW 53 33.57 (10) 129.38% Daniel Henshall 86 QLD 52 43.99 (11) 130.41% Brett Ogden NSW 52 44.34

400 metres (1) 102.82% Geoff Trappett QLD 54 52.46 (2) 103.88% Frederic Periac VIC 54 53.00 (3) 107.22% Richard Colman 84 VIC 53 56.11 (4) 110.27% Richard Nicholson ACT 54 56.26 (5) 119.89% Adam Sheppard 82 QLD 54 61.17 (6) 123.81% Nathan Pentecost 84 NSW 54 63.17 (7) 126.60% Kevin Gaidies NSW 53 66.25 (8) 127.12% Kon Gibson NSW 53 66.52 (9) 129.71% Grant Buckley 84 NSW 54 66.18 (10) 131.18% Scott Mackay VIC 52 85.06 (11) 133.56% Clint James 82 VIC 54 68.14 (12) 140.06% Paul Ashley 87 NSW 54 71.46 (13) 140.83% Jonathan Nelson NZL 54 71.85 (14) 143.04% Kieran Dinnerville 87 NSW 54 72.98 (15) 145.23% Brett Ogden NSW 52 94.17

800 metres (1) 97.29% Richard Colman 84 VIC 53 1:50.02 (2) 105.77% Kurt Fearnley NSW 54 1:44.24 (3) 105.98% Frederic Periac VIC 54 1:44.44 (4) 112.46% Kevin Gaidies NSW 53 2:07.18 (5) 116.35% Kon Gibson NSW 53 2:11.58 (6) 120.14% Grant Buckley 84 NSW 54 1:58.40 (7) 127.66% Nathan Pentecost 84 NSW 54 2:05.81 (8) 131.34% Scott Mackay VIC 52 2:43.69 (9) 132.34% Clint James 82 VIC 54 2:10.42 (10) 132.71% Paul Ashley 87 NSW 54 2:10.79 (11) 133.01% Jonathan Nelson NZL 54 2:11.08 (12) 148.93% Daniel Henshall 86 QLD 52 3:05.61

1500 metres (1) 116.71% Frederic Periac VIC 54 3:36.83 (2) 119.14% Grant Buckley 84 NSW 54 3:41.35 (3) 122.43% Daniel Henshall 86 QLD 52 4:47.37 (4) 142.27% Paul Ashley 87 NSW 54 4:24.32 (5) 142.76% Jonathan Nelson NZL 54 4:25.23 (6) 143.86% Bryan Stitfall WA 54 4:27.28 (7) 143.86% Clint James 82 VIC 54 4:27.28

5000 metres (1) 141.74% Paul Ashley 87 NSW 54 14:57.76 (2) 144.21% Jonathan Nelson NZL 54 15:13.42

Shot Put (1) 118.09% Kahi Puru NSW 58 8.29 (2) 103.89% Rodney Farr SA 53 5.88 (3) 97.60% Sam Clark WA 57 9.74 (4) 97.35% Darryl Gibson QLD 33 5.15 (5) 96.65% Hamish Macdonald ACT 34 10.10 (6) 96.49% Bruce Wallrodt WA 54 8.80 (7) 85.53% Bryan Stitfall WA 54 7.80 (8) 83.78% Phillip Hansford NZL 55 7.85 (9) 47.90% Gary Maclean NSW 56 4.90

Discus (1) 108.80% Bryan Stitfall WA 54 27.94 (2) 90.94% Sam Clark WA 57 29.21 (3) 73.44% Darryl Gibson QLD 33 9.65 (4) 70.86% Hamish Macdonald ACT 34 24.78 (5) 33.63% Gary Maclean NSW 56 12.18

Javelin (1) 113.51% Rodney Farr SA 53 11.51 (2) 101.25% Darryl Gibson QLD 33 9.74 (3) 98.97% Phillip Hansford NZL 55 19.17 (4) 97.76% Bruce Wallrodt WA 54 24.44 (5) 89.51% Sam Clark WA 57 26.02 (6) 84.52% Bryan Stitfall WA 54 21.13 (7) 51.96% Gary Maclean NSW 56 12.47

AUSTRALIAN YOUTH TRACK & FIELD CHAMPIONSHIPS BENDIGO, VICTORIA – 23RD-25TH FEBRUARY 2001

Women Under 18

100 metres Heat 1 w:-1.6: 1. Kylie Bent WA 12.36; 2. Morgan Whiley TAS 12.53; 3. Natalie Horak SA 12.69; 4. Alana Boyd QLD 12.88; 5. Lauren Johnston NSW 12.92; 6. Victoria Head NSW 13.25. **Heat 2** w:-1.1: 1. Shermin Oksuz WA 12.41; 2. Kate Pedley TAS 12.58; 3. Lucy Kenny VIC 12.69; 4. Melissa Cavanagh VIC 12.85; 5. Naomi King SA 12.94; 6. Edwina Clark NSW 13.05. **Final** w:0.1: 1. Kylie Bent WA 12.01; 2. Kate Pedley TAS 12.09; 3. Shermin Oksuz WA 12.15; 4. Morgan Whiley TAS 12.18; 5. Natalie Horak SA 12.36; 6. Lucy Kenny VIC 12.44; 7. Alana Boyd QLD 12.53; 8. Melissa Cavanagh VIC 12.62.

200 metres Heat 1 w:-1.8: 1. Fleur Eccles WA 25.14; 2. Kate Pedley TAS 25.39; 3. Amy Cole NSW 25.63; 4. Madeleine Pape VIC 26.62; 5. Naomi King SA 26.87; Rebecca Ball VIC DNF. **Heat 2** w:-0.8: 1. Kylie Bent WA 24.92; 2. Morgan Whiley TAS 25.15; 3. Melissa Cavanagh VIC 25.57; 4. Natalie Horak SA 25.75; 5. Lauren Johnston NSW 26.33. **Final** w:-0.8: 1. Kylie Bent WA 24.51; 2. Fleur Eccles WA 24.59; 3. Kate Pedley TAS 24.75; 4. Morgan Whiley TAS 24.84; 5. Amy Cole NSW 25.33; 6. Natalie Horak SA 25.57; 7. Melissa Cavanagh VIC 25.59; 8. Lauren Johnston NSW 25.98.

400 metres Heat 1 1. Morgan Whiley TAS 56.58; 2. Amy Cole NSW 56.67; 3. Fleur Eccles WA 56.99; 4. Abbey Dunn SA 57.73; 5. Lauren Abbott VIC 58.68; 6. Emily Allen VIC 58.73; 7. Kelly Fraser NSW 60.58. **Heat 2** 1. Madeleine Pape VIC 56.47; 2. Kimberley Crow VIC 56.84; 3. Alison Spence VIC 57.69; 4. Katherine Peksis NSW 57.96; 5. Rebecca Junor NSW 58.92; 6. Clare Gough VIC 59.47; 7. Megan Hedges SA 60.22. **Final** 1. Morgan Whiley TAS 55.46; 2. Fleur Eccles WA 56.19; 3. Kimberley Crow VIC 56.43; 4. Madeleine Pape VIC 56.57; 5. Amy Cole NSW 57.38; 6. Alison Spence VIC 57.55; 7. Abbey Dunn SA 57.79; 8. Katherine Peksis NSW 58.67.

800 metres Heat 1 1. Heidi Riordan VIC 2:08.90; 2. Lisa Corrigan NSW 2:12.02; 3. Kelly Young NSW 2:17.58; 4. Rebecca Wiasak VIC 2:18.91; 5. Katherine Peksis NSW 2:20.38; 6. Kate Gozzard NSW 2:22.73. **Heat 2** 1. Suzie Rhydderch NSW 2:14.07; 2. Emily Rooke VIC 2:14.79; 3. Rebecca Junor NSW 2:15.96; 4. Renee Vandenberg NSW 2:16.59; 5. Alison Spence VIC 2:17.32; 6. Carly Light SA 2:18.70; 7. Magda Wolszczak SA 2:27.49. **Final** 1. Heidi Riordan VIC 2:06.34; 2. Lisa Corrigan NSW 2:09.05; 3. Suzie Rhydderch NSW 2:10.73; 4. Kelly Young NSW 2:13.12; 5. Emily Rooke VIC 2:13.68; 6. Rebecca Junor NSW 2:14.36; 7. Alison Spence VIC 2:14.49; 8. Renee Vandenberg NSW 2:15.22.

1500 metres 1. Heidi Riordan VIC 4:22.70; 2. Lisa Corrigan NSW 4:26.38; 3. Ruth McDonnell QLD 4:27.14; 4. Suzie Rhydderch NSW 4:34.23; 5. Aleisha Anderson WA 4:36.79; 6. Hayley Cook VIC 4:37.07; 7. Emily Rooke VIC 4:38.14; 8. Carrie Bailey QLD 4:38.72; 9. Sophie Bromfield NSW 4:39.84; 10. Renee Vandenberg NSW 4:44.39; 11. Lauren Palmer NSW 4:46.03; 12. Belinda Wilsher NSW 4:51.45; 13. Cathie Lower NSW 4:53.36; 14. Tiah Simmons TAS 5:02.35; 15. Charlotte Roberts VIC 5:09.98; 16. Kylie Smith TAS 5:19.56.

3000 metres 1. Ruth McDonnell QLD 9:39.83; 2. Aleisha Anderson WA 10:06.65; 3. Sophie Bromfield NSW 10:24.37; 4. Carrie Bailey QLD 10:35.29; 5. Belinda Wilsher NSW 10:48.96; 6. Cathie Lower NSW 10:59.15; 7. Belinda Hogan VIC 11:00.48; 8. Lisa Biffin VIC 11:08.30; 9. Charlotte Roberts VIC 11:15.91; 10. Bianca McGinness VIC 11:22.85; 11. Liz Monahan NSW 11:36.80; 12. Michelle de la Haye VIC 11:52.50; Kylie Smith TAS DNF.

100m Hurdles Heat 1 w:-3.0: 1. Alana Boyd QLD 14.93; 2. Michelle Fistic VIC 15.11; 3. Rasvinder Gill NSW 15.71; 4. Alexis Turner QLD 15.78; 5. Eliza Halsey NSW 16.98. **Heat 2** w:-2.6: 1. Jessica Fry NSW 15.22; 2. Lisa Spencer NSW 15.36; 3. Victoria Head NSW 15.48; 4. Sara Lauchlan QLD 15.70; 5. Georgina Dean SA 15.90. **Final** w:-1.4: 1. Alana Boyd QLD 14.36; 2. Jessica Fry NSW 14.91; 3. Lisa Spencer NSW 14.94; 4. Michelle Fistic VIC 15.03; 5. Victoria Head NSW 15.30; 6. Alexis Turner QLD 15.34; 7. Rasvinder Gill NSW 15.65; 8. Sara Lauchlan QLD 16.89.

400m Hurdles Heat 1 1. Annie Cahill NSW 65.33; 2. Kelly MacIntosh NSW 65.54; 3. Kelly Young NSW 65.83; 4. Stacey Randall VIC 66.42; 5. Clare Cannon VIC 67.44; 6. Kelly Fraser NSW 68.23; 7. Lauren Abbott VIC 68.81. **Heat 2** 1. Kimberley Crow VIC 61.66; 2. Emily Allen VIC 64.56; 3. Katie Nicholson TAS 66.60; 4. Lisa Spencer NSW 67.90; 5. Rasvinder Gill NSW 69.69; 6. Maddy Crowley VIC 70.05; 7. Eliza Halsey NSW 72.57; 8. Megan Hedges SA 72.84. **Final** 1. Kimberley Crow VIC 60.22; 2. Katie Nicholson TAS 62.19; 3. Emily Allen VIC 62.56; 4. Annie Cahill NSW 62.65; 5. Kelly MacIntosh NSW 64.24; 6. Kelly Young NSW 66.58; 7. Stacey Randall VIC 67.37; 8. Clare Cannon VIC 67.63.

2000m Steeple 1. Carrie Bailey QLD 6:58.84; 2. Marnie Ponton ACT 7:05.46; 3. Carly Light SA 7:12.32; 4. Jessica Stingemore WA 7:21.89; 5. Bianca McGinness VIC 7:24.09; 6. Liz Monahan NSW 7:25.89; 7. Cathie Lower NSW 7:26.82; 8. Tara Palm SA 7:36.81; 9. Tiah Simmons TAS 7:38.76; 10. Kayla McGinness VIC 7:39.70; 11. Lauren Palmer NSW 7:40.75; 12. Bianca Share VIC 7:49.13; 13. Michelle de la Haye VIC 7:49.64; 14. Clare McKechnie VIC 7:49.75; 15. Danielle Smith TAS 7:52.29; 16. Patricia Keane VIC 8:10.24; 17. Rebecca Junor NSW 8:19.29; 18. Krista King NSW 8:28.08; 19. Lisa Roberts SA 8:41.70.

4x100m Relay 1. WA 47.16; 2. VIC 47.72; 3. SA 48.19; 4. NSW 48.44; 5. TAS 49.55.

4x400m Relay 1. VIC 3:48.84; 2. NSW 3:50.89; 3. TAS 3:54.27; 4. WA 3:57.38; 5. SA 3:59.92.

3000m Walk 1. Laura Johnson NSW 14:02.96; 2. Lisa Grant NSW 14:38.20; 3. Brianna Heazlewood NSW 15:05.36; 4. Becky Lee NSW 15:16.51; 5. Jodie Emmerson VIC 15:21.55; 6. Jaclyn Bryant VIC 15:24.70; 7. Jamie-Lee Emmett VIC 15:28.57; 8. Jessica Heazlewood NSW 15:33.31; 9. Peta Gough NSW 15:50.09; 10. Stacey Birch NSW 16:11.03; 11. Christina Alldis NSW 16:27.42; 12. Sally Camilleri NSW 17:03.71; Yvette Becker SA DNF; Bianca Sait NSW DQ; Laura Newall NSW DQ.

High Jump 1. Petrina Price NSW 1.81m; 2. Melanie Street TAS 1.75m; 3. Jane Brotherton NSW 1.72m; 4. Rachael Duggan WA 1.72m; 5. Tessa Densley VIC 1.65m; 6. Emily Kelly VIC 1.60m.

Pole Vault 1. Wendy Young SA 3.60m; 2. Ashlee Hayes VIC 3.50m; 3. Erryn Boxall WA 3.40m; 4. Anthea Kotyla SA 3.15m; 5. Katrina Miroshnichenko QLD 3.00m; 6. Rebecca Ranclaud QLD 3.00m; 7. Clare Cannon VIC 2.80m; 8. Erica Roadknight VIC 2.60m; 9. Sarah Burton VIC 2.40m.

Long Jump 1. Shermin Oksuz WA 6.27m w:2.3; 2. Sarah Sydney QLD 5.81m w:1.5; 3. Crystal Cragan WA 5.78m w:2.9; 4. Alexis Turner QLD 5.58m w:0.7; 5. Crystelle Coulon NSW 5.58m w:1.3; 6. Melanie Street TAS 5.30m w:0.5; 7. Chelsea Jaensch SA 5.25m w:-1.0; 8. Edwina Clark NSW 5.23m w:2.2; 9. Naomi King SA 5.19m w:2.3; 10. Erin Millard VIC 5.05m w:-0.7; 11. Chelsea Scott VIC 4.99m w:2.6.

Triple Jump 1. Sarah Sydney QLD 12.60m w:-1.8; 2. Kate O'Donnell NSW 12.29m w:0.3; 3. Rebekah Williams WA 12.15m w:-0.6; 4. Crystal Cragan WA 12.07m w:0.5; 5. Rachael Duggan WA 11.73m w:-1.0; 6. Tarja Clarke QLD 11.60m w:-0.5; 7. Laura Townshend SA 11.54m w:0.5; 8. Melanie Street TAS 11.36m w:0.8; 9. Sara Lauchlan QLD 11.30m w:-0.2; 10. Emma Knight VIC 11.03m w:0.2; 11. Chelsea Scott VIC 11.00m w:0.5; 12. Susannah Dalton ACT 10.93m w:-0.9; 13. Alexis Turner QLD 10.78m w:-1.1; 14. Erin Millard VIC 10.77m w:-0.6.

Shot Put 1. Belinda Johnson NSW 13.35m; 2. Tereapii Tapoki CKI 12.69m; 3. Sharyn Dickson NSW 12.44m; 4. Kesaia Pohiva NSW 12.20m; 5. Rebecca Papadopoulou NSW 11.85m; 6. Leana Bishop QLD 11.84m; 7. Katie Williams VIC 10.76m; 8. Samantha Collier QLD 10.50m.

Discus 1. Samantha Fraser QLD 44.16m; 2. Leana Bishop QLD 43.41m; 3. Samantha Collier QLD 40.24m; 4. Sharyn Dickson NSW 38.98m; 5. Katie Williams VIC 36.14m; 6. Cara MACKEY VIC 34.34m; 7. Rachel Evans NSW 34.14m; 8. Vennessa Galic SA 33.59m; Tereapii Tapoki CKI ND.

Hammer 1. Alyssa Vella NSW 45.84m; 2. Alexie Brown WA 42.89m; 3. Samantha Fraser QLD 39.92m; 4. Carlee Van Dyk VIC 39.65m; 5. Katie Williams VIC 38.80m; 6. Emily Nolan NSW 38.59m; 7. Anita Millington TAS 37.78m; 8. Erin Schneider WA 37.63m; 9. Cara MACKEY VIC 37.47m; 10. Megan Kendall NSW 35.64m; 11. Sarah-Jane Smith VIC 34.82m; 12. Jemma Smith VIC 33.96m; 13. Sharyn Dickson NSW 32.72m; Yvette Becker SA ND.

Javelin 1. Kimberley Mickle WA 48.59m; 2. Samantha Pearson NSW 44.87m; 3. Emily Nolan NSW 44.40m; 4. Belinda Johnson NSW 43.69m; 5. Ashleigh Payne NSW 42.11m; 6. Tereapii Tapoki CKI 38.46m; 7. Sharyn Dickson NSW 38.14m; 8. Kate O'Donnell NSW 37.75m; 9. Leanne Spokes VIC 35.96m; 10. Cara MACKEY VIC 30.47m.

Heptathlon 1. Leona Bilous VIC 4716; 2. Jane Brotherton NSW 4575; 3. Leanne Spokes VIC 4457; 4. Lisa Hughes WA 4425; 5. Jaime Wallace VIC 4347; 6. Chelsea Jaensch SA 3670; 7. Carlee Van Dyk VIC DNF.

Women Under 16

100 metres Heat 1 w:-1.8: 1. Sally McLellan QLD 12.37; 2. Hayley Malt VIC 12.71; 3. Katie Chivers VIC 12.75; 4. Liana Crockford VIC 13.03; 5. Naomi Bligh NSW 13.13; 6. Amanda Zanlorenzi SA 13.38; 7. Sarah Yates TAS 13.46. **Heat 2** w:-1.6: 1. Nicole Glavas VIC 12.58; 2. Alison Glapa NSW 12.71; 3. Belinda Bozin VIC 12.79; 4. Elizabeth Dalton ACT 13.12; 5. Amy Twinch VIC 13.15; 6. Rebecca Sindel NSW 13.40. **Final** w:-3.6: 1. Sally McLellan QLD 12.44; 2. Alison Glapa NSW 12.63; 3. Nicole Glavas VIC 12.69; 4. Hayley Malt VIC 12.88; 5. Katie Chivers VIC 12.92; 6. Belinda Bozin VIC 13.07; 7. Liana Crockford VIC 13.30; 8. Elizabeth Dalton ACT 13.41.

200 metres Heat 1 w:0.0: 1. Sally McLellan QLD 24.84; 2. Alison Glapa NSW 25.45; 3. Katie Chivers VIC 25.80; 4. Kelly Richards SA 26.82; 5. Sarah Yates TAS 27.37. **Heat 2** w:-1.2: 1. Hayley Malt VIC 25.82; 2. Jennifer Coogan NSW 26.80; 3. Chani Van Der Merwe SA 26.98; 4. Elina Sefo NSW 27.34; 5. Elizabeth Dalton ACT 27.66. **Final** w:2.3: 1. Sally McLellan QLD 24.60; 2. Alison Glapa NSW 24.88; 3. Hayley Malt VIC 25.41; 4. Katie Chivers VIC 25.73; 5. Jennifer Coogan NSW 26.20; 6. Kelly Richards SA 26.71; 7. Chani Van Der Merwe SA 26.84; 8. Elina Sefo NSW 27.45.

400 metres Heat 1 1. Jennifer Coogan NSW 58.91; 2. Rebecca Forlong NZL 59.32; 3. Jessica Doorey NSW 59.40; 4. Kelly Richards SA 60.14; 5. Katherine Anderson SA 61.32; 6. Rachel Elliott ACT 61.67. **Heat 2** 1. Melissa Smith NSW 60.29; 2. Elise Kingston VIC 60.75; 3. Chloe Wilson TAS 61.83; 4. Elina Sefo NSW 61.88; 5. Alanna Oldham VIC 62.69. **Final** 1. Jennifer Coogan NSW 57.74; 2. Jessica Doorey NSW 58.19; 3. Melissa Smith NSW 58.24; 4. Elise Kingston VIC 58.59; 5. Rebecca Forlong NZL 59.29; 6. Chloe Wilson TAS 60.84; 7. Katherine Anderson SA 65.13; Kelly Richards SA DQ.

800 metres 1. Kaila McKnight VIC 2:13.52; 2. Rebecca Forlong NZL 2:15.06; 3. Hayley Tomlinson VIC 2:15.68; 4. Jessica Doorey NSW 2:16.29; 5. Camilla Whishaw TAS 2:16.96; 6. Alison Burgess SA 2:18.41; 7. Elise Kingston VIC 2:20.76; 8. Vanessa Vallianos NSW 2:22.11; 9. Nikita Daley QLD 2:23.04; 10. Chloe Wilson TAS 2:27.18.

1500 metres 1. Hayley Tomlinson VIC 4:43.63; 2. Camilla Whishaw TAS 4:48.28; 3. Lucy Cashen SA 4:49.07; 4. Alison Burgess SA 4:53.02; 5. Kaila McKnight VIC 5:00.22; 6. Nikita Daley QLD 5:02.16.

3000 metres 1. Lee Piantadosi SA 10:18.67; 2. Lucy Cashen SA 10:37.15; 3. Jayne Reynolds VIC 11:06.01; 4. Celia Boyle VIC 11:27.56; Alison Burgess SA DNF.

90m Hurdles w:1.5: 1. Sally McLellan QLD 13.03; 2. Lauren Bartlett NSW 13.88; 3. Rebecca Sindel NSW 13.97; 4. Kylie Wildman NSW 13.97; 5. Carolyn Dempsey VIC 14.04.

200m Hurdles w:-0.8: 1. Kylie Wildman NSW 30.18; 2. Rebecca Sindel NSW 30.33; 3. Belinda Bozin VIC 30.42; 4. Lauren Cowling VIC 30.56; 5. Lauren Bartlett NSW 31.40; 6. Katherine Anderson SA 31.43.

4x100m Relay 1. VIC 49.04; 2. NSW 50.06; 3. TAS 53.22; SA DQ.

4x400m Relay 1. NSW 3:57.98; 2. VIC 4:00.32; 3. SA 4:07.15.

1500m Walk 1. Bridgette Burns VIC 6:53.85; 2. Jessica Heazlewood NSW 6:56.77; 3. Tyne Boddy VIC 7:18.01; 4. Emma Gray VIC 7:22.61; 5. Christina Alldis NSW 7:25.91; 6. Sally Camilleri NSW 7:31.42; 7. Fauve Jacobs VIC 7:53.30; Becky Lee NSW DQ; Geneva Cross WA DQ; Peta Gough NSW DQ.

High Jump 1. Katrina Miroshnichenko QLD 1.70m; 2. Liz Bornstein NSW 1.64m; 2. Carolyn Dempsey VIC 1.64m; 4. Angela Kelly NSW 1.64m; 5. Naomi Bligh NSW 1.60m; 6. Sally McLellan QLD 1.55m; 6. Tabitha Dudley VIC 1.55m; 8. Sarai Marks VIC 1.55m.

Pole Vault 1. Katrina Miroshnichenko QLD 3.20m; 2. Charmaine Lucock QLD 3.00m; 3. Zoe Towers NSW 2.75m; 4. Jana Tankosic SA 2.60m; 5. Adele Holland VIC 2.60m; 6. Sarah Riseley VIC 2.40m; 7. Jamie Scroop SA 2.40m; 8. Sophia Talotta SA 2.40m; 9. Naomi Bligh NSW 2.40m; 10. Samantha Anderson NSW 2.20m; 11. Poppy Anastassiadis SA 2.20m.

Long Jump 1. Tabitha Dudley VIC 5.33m w:0.7; 2. Sarah Yates TAS 5.20m w:1.8; 3. Thalee Cridland VIC 5.04m w:0.7; 4. Chani Van Der Merwe SA 4.78m w:-2.1.

Triple Jump 1. Tabitha Dudley VIC 11.87m w:0.5; 2. Tahli Greenwood VIC 11.00m w:1.3; 3. Liz Bornstein NSW 10.91m w:1.7.

Shot Put 1. Rebecca Papadopoulos NSW 11.98m; 2. Lisa Craig NSW 10.03m; 3. Sarah Mtandwa VIC 9.20m; 4. Sally Gardiner ACT 9.09m; 5. Anita Millington TAS 8.17m.

Discus 1. Calista Lyon VIC 38.73m; 2. Tina Heilmann SA 35.65m; 3. Megan Kendall NSW 34.04m; 4. Kristy-Lee Galic SA 33.28m; 5. Sally Gardiner ACT 31.59m; 6. Renee Biro QLD 30.75m; 7. Rachel Evans NSW 30.39m; 8. Sarah Mtandwa VIC 27.02m.

Hammer 1. Alexie Brown WA 45.67m; 2. Megan Kendall NSW 40.02m; 3. Anita Millington TAS 37.26m; 4. Sarah Mtandwa VIC 31.81m.

Javelin 1. Ashleigh Payne NSW 40.71m; 2. Rebecca Papadopoulos NSW 38.32m; 3. Sally Gardiner ACT 34.97m; 4. Katherine Worofnicki VIC 34.91m; 5. Calista Lyon VIC 33.94m; 6. Kirsty May NSW 33.70m; 7. Tina Heilmann SA 30.13m.

Multi Event | Alanna Oldham VIC 3874.

Men Under 18

100 metres Heat 1 w:1.7: 1. Warwick Cregan WA 10.98; 2. Samuel Martin QLD 11.32; 3. Luke Jericho SA 11.44; 4. Matt Ayshford NSW 11.54; 5. Jonothan Woodforde TAS 11.62; 6. James Roberts VIC 11.69; 7. Shaun Wearne NSW 11.71. **Heat 2** w:-0.1: 1. Kris Neofytou NSW 11.01; 2. Lane Harrison VIC 11.39; 3. Billy Spliadis NSW 11.40; 4. Charles Wall QLD 11.42; 5. Jake Jarvis-Bardy SA 11.48; 6. Benjamin Smith VIC 11.50. **Heat 3** w:-0.3: 1. Brett Eaton WA 10.96; 2. Caleb Tonkin VIC 11.06; 3. John Thornell NSW 11.18; 4. Aaron Warburton NSW 11.52; 5. Kent Taylor QLD 11.66; 6. Joshua Lloyd VIC 11.66. **Final** w:0.1: 1. Kris Neofytou NSW 10.66; 2. Brett Eaton WA 10.81; 3. Caleb Tonkin VIC 10.93; 4. Warwick Cregan WA 10.97; 5. Lane Harrison VIC 11.05; 6. John Thornell NSW 11.09; 7. Samuel Martin QLD 11.32; 8. Billy Spliadis NSW 11.44.

200 metres Heat 1 w:1.7: 1. Kris Neofytou NSW 22.24; 2. Victor Oyanedel VIC 23.05; 3. Kent Taylor QLD 23.10; 4. Jonothan Woodforde TAS 23.70; 5. Brendan Pont NSW 23.85; 6. Tom Browett NSW 24.13. **Heat 2** w:-2.4: 1. Lane Harrison VIC 22.98; 2. Billy Spliadis NSW 23.13; 3. Samuel Martin QLD 23.54; 4. Matt Ayshford NSW 23.73; 5. Victor Msomi SA 23.96; 6. David Parker QLD 24.55. **Heat 3** w:-1.4: 1. Brett Eaton WA 22.29; 2. Michael Sala NSW 22.89; 3. Westley LE Breux NSW 23.33; 4. Luke Jericho SA 23.36; 5. Shaun Wearne NSW 23.68. **Final** w:-1.3: 1. Kris Neofytou NSW 21.67; 2. Brett Eaton WA 21.90; 3. Lane Harrison VIC 22.35; 4. Michael Sala NSW 22.50; 5. Kent Taylor QLD 22.86; 6. Victor Oyanedel VIC 22.91; 7. Billy Spliadis NSW 22.98; 8. Westley LE Breux NSW 23.44.

400 metres Heat 1 1. Michael Sala NSW 50.81; 2. Ned McLeod VIC 51.19; 3. Josh Brogan NT 51.31; 4. Luke Wallace VIC 51.39; 5. David Parker QLD 51.81; 6. Westley LE Breux NSW 52.16; 7. Matt Fahey ACT 52.21. **Heat 2** 1. Peter Hoggan VIC 50.39; 2. Simon Fitzpatrick VIC 50.60; 3. Brendan Pont NSW 51.09; 4. Jarrod Sims SA 51.28; 5. Sean Wroe VIC 51.82; 6. Victor Msomi SA 51.93. **Final** 1. Peter Hoggan VIC 48.87; 2. Michael Sala NSW 49.72; 3. Simon Fitzpatrick VIC 50.23; 4. Ned McLeod VIC 50.47; 5. Brendan Pont NSW 51.20; 6. Jarrod Sims SA 51.41; 7. Luke Wallace VIC 51.60; 8. Josh Brogan NT 52.20.

800 metres Heat 1 1. Mitchell Kealey QLD 1:59.07; 2. Daniel MACDONALD NSW 1:59.30; 3. Simon Fitzpatrick VIC 1:59.33; 3. Ben MACK QLD 1:59.33; 5. Luke Wallace VIC 2:00.45; 6. Ryan Hage SA 2:00.79; 7. Matt Dawson WA 2:02.80. **Heat 2** 1. Liam Rothwell VIC 1:58.22; 2. Nicholas Farrell NSW 1:58.30; 3. Andrew Krumins VIC 1:58.63; 4. Robert McCudden ACT 1:58.82; 5. Abe Fitzsimons SA 1:58.93; 6. Andrew Boocock VIC 1:59.13; 7. Duncan Kimberlin SA 2:10.36. **Final** 1. Mitchell Kealey QLD 1:53.60; 2. Andrew Krumins VIC 1:54.80; 3. Daniel MACDONALD NSW 1:55.69; 4. Nicholas Farrell NSW 1:56.05; 5. Liam Rothwell VIC 1:56.62; 6. Simon Fitzpatrick VIC 1:56.92; 7. Ben MACK QLD 1:57.62; 8. Robert McCudden ACT 2:01.19.

1500 metres 1. Mitchell Kealey QLD 4:02.03; 2. Liam Rothwell VIC 4:03.27; 3. Nicholas Farrell NSW 4:04.73; 4. Ben MACK QLD 4:05.66; 5. Jayden Russ QLD 4:06.80; 6. Ryan Hage SA 4:07.09; 7. Adam Donegan WA 4:07.90; 8. Alex Lewitt VIC 4:10.03; 9. Abe Fitzsimons SA 4:11.57; 10. Jordan Massey-Harvey SA 4:13.74; 11. Jonathon Symonds ACT 4:16.79.

3000 metres 1. Collis Birmingham VIC 8:56.26; 2. Nicholas Miller VIC 8:59.72; 3. Todd Berry ACT 9:04.04; 4. Alexander Matthews NSW 9:12.61; 5. Peter Boyle VIC 9:15.25; 6. Carl Ferry VIC 9:21.47; 7. Chris Rancie VIC 9:24.02; 8. Benjamin Toomey VIC 9:34.59; 9. Damian Pryer NSW 9:40.68; 10. Jared Poppett NSW 9:44.46; 11. Robert Cooper NSW 9:54.14; 12. Jonathon Symonds ACT 9:57.43; 13. Daniel Condon NSW 10:18.82; John Cochrane QLD DNF.

110m Hurdles Heat 1 w:-2.3: 1. Mohamad Zeed VIC 14.51; 2. Paul Stickler NSW 14.75; 3. Matthew Rickards TAS 15.33; 4. Ivan Scannell NSW 15.78; 5. Liam Smith WA 15.78; 6. Daniel Zivanovic VIC 16.51. **Heat 2** w:-3.6: 1. Warwick Cregan WA 14.20; 2. Charles Wall QLD 15.29; 3. Ned McLeod VIC 15.40; 4. Kyle Ferreira VIC 15.54; 5. Steven Mann SA 16.27; 6. Heath Mawson NSW 19.68. **Final** w:1.3: 1. Mohamad Zeed VIC 13.48; 2. Warwick Cregan WA 13.81; 3. Paul Stickler NSW 14.18; 4. Kyle Ferreira VIC 14.47; 5. Ned McLeod VIC 14.56; 6. Charles Wall QLD 14.57; 7. Matthew Rickards TAS 14.84; 8. Ivan Scannell NSW 15.62.

400m Hurdles Heat 1 1. Simon Young QLD 56.82; 2. Matthew Rickards TAS 57.66; 3. Daniel Zivanovic VIC 58.50; 4. Justin Phillips VIC 59.53; 5. Liam Smith WA 60.27. **Heat 2** 1. Ned McLeod VIC 55.23; 2. Ivan Scannell NSW 55.26; 3. Kenton Hall VIC 57.87; 4. Matt Fahey ACT 57.88; 5. Steven Mann SA 58.45. **Final** 1. Ned McLeod VIC 55.05; 2. Matthew Rickards TAS 55.29; 3. Ivan Scannell NSW 55.99; 4. Daniel Zivanovic VIC 57.30; 5. Matt Fahey ACT 58.04; 6. Steven Mann SA 58.17; 7. Kenton Hall VIC 58.37; 8. Simon Young QLD DQ.

2000m Steeple 1. Adam Donegan WA 6:07.41; 2. Simon Donovan VIC 6:12.97; 3. Jayden Russ QLD 6:13.85; 4. Daniel Trevena NSW 6:20.06; 5. Todd Berry ACT 6:23.76; 6. Robert Kingston VIC 6:25.77; 7. Chris Rancie VIC 6:26.87; 8. Robert Cooper NSW 6:29.06; 9. Aaron Dalla Costa NSW 6:29.89; 10. Anthony Burvill VIC 6:33.25; 11. Jordan Massey-Harvey SA 6:36.53; 12. Benjamin Toomey VIC 6:41.45; 13. Daniel Condon NSW 6:49.52; 14. Craig Knowles SA 6:59.10.

4x100m Relay 1. WA 42.63; 2. SA 43.38; 3. QLD 43.51; 4. VIC 43.52; 5. TAS 43.83; NSW DNF.

4x400m Relay 1. NSW 3:20.37; 2. VIC 3:20.45; 3. QLD 3:26.45; 4. SA 3:29.46; 5. WA 3:30.42; 6. TAS 3:46.16.

3000m Walk 1. Jared Tallent VIC 13:09.18; 2. Aaron Mellor NSW 13:30.19; 3. Shaun Archer ACT 13:39.96; 4. Evan Thompson VIC 14:08.05; 5. Travis Middlemiss VIC 14:22.23; 6. Adam Barnes VIC 14:44.16; 7. Jamie Barnes VIC 14:47.49; 8. Mathew Lowe TAS 15:11.08; 9. Aaron Humphrey TAS 15:20.21; Stephen Prinzen-Wood QLD DQ.

High Jump 1. James Watson NSW 2.10m; 2. John Thornell NSW 2.01m; 3. Peter Hoggan VIC 2.01m; 4. Bruce Kupfer QLD 2.01m; 5. Shaun Anderson NSW 1.98m; 6. Glen Martin QLD 1.95m; 7. Josh Gallimore NSW 1.95m; 8. Jarratt Horton TAS 1.90m; 9. Andrew Teague NSW 1.90m; 10. Gerard Solden NSW 1.90m; 11. Sean Hobson QLD 1.90m.

Pole Vault 1. Kyle Ferreira VIC 4.30m; 2. Joel Glover SA 4.15m; 3. Tim Pollard VIC 4.00m; 4. Chris Lewis NSW 3.85m.

Long Jump 1. John Thornell NSW 7.56m w:3.1; 2. Bruce Kupfer QLD 6.92m w:1.1; 3. Jacob Surjan WA 6.79m w:2.9; 4. Andrew Moreton NSW 6.70m w:2.9; 5. Geoff Davis NSW 6.67m w:2.9; 6. Ben Collette SA 6.56m w:2.9; 7. Jonathon Woodforde TAS 6.31m w:3.0; 8. Aleksander Celeski ACT 6.20m w:1.9; 9. Heath Mawson NSW 5.60m w:1.9; Tom Browett NSW ND w:NWI.

Triple Jump 1. Matthew Cooter VIC 14.27m w:-0.5; 2. David Eri QLD 14.01m w:-0.5; 3. Tobias Sawdon VIC 14.00m w:0.5; 4. Vayios Koudoumakis WA 13.93m w:0.6; 5. Geoff Davis NSW 13.89m w:0.9; 6. Josh Gallimore NSW 13.58m w:-0.7; 7. Alwyn Jones SA 13.28m w:1.3; 8. Aleksander Celeski ACT 13.23m w:1.3; 9. Jarratt Horton TAS 13.15m w:0.4; 10. Bruce Kupfer QLD 12.70m w:1.5.

Shot Put 1. Paul Peulich VIC 17.90m; 2. Timothy Driesen VIC 17.02m; 3. Alex Walker NSW 16.99m; 4. Raff Laurins VIC 16.66m; 5. Sam Hanzel NT 15.25m; 6. Murray Goldfinch ACT 15.19m; 7. Chris Hooper VIC 15.00m; 8. Josh Mitchell WA 14.61m; 9. Joshua Lloyd VIC 14.52m; 10. Tim Curran ACT 14.48m; 11. Sam Rowell SA 13.83m; 12. Deene Sugars VIC 13.81m; 13. Jonathon Woodforde TAS 13.81m; 14. Nathan Grant NSW 13.73m; 15. Greg Smith-O'Neill NSW 13.15m; 16. Jarrod Stevens SA 13.06m.

Discus 1. Timothy Driesen VIC 59.17m; 2. Raff Laurins VIC 53.14m; 3. Paul Peulich VIC 52.50m; 4. Josh Mitchell WA 51.19m; 5. Ryan Mormul NSW 51.03m; 6. Alex Walker NSW 50.14m; 7. Tim Curran ACT 45.77m; 8. Sam Hanzel NT 45.35m; 9. Murray Goldfinch ACT 44.03m; 10. Mark Harrison NSW 42.28m; 11. Tim Burow QLD 38.34m; 12. Jarrod Stevens SA 34.87m.

Hammer 1. Timothy Driesen VIC 73.66m; 2. Paul Peulich VIC 66.19m; 3. Ryan Mormul NSW 59.64m; 4. Tim Burow QLD 52.70m; 5. Jarrod Stevens SA 51.17m; 6. Deene Sugars VIC 50.24m; 7. Mark Harrison NSW 49.84m; 8. Sam Hanzel NT 47.42m; 9. Raff Laurins VIC 46.31m; 10. Trent Hobbs NSW 43.57m; 11. Jonathon Perry QLD 43.57m; 12. Chiron Weber NSW 42.62m; 13. Sam Rowell SA 41.22m.

Javelin 1. Joshua Robinson QLD 64.11m; 2. Jarrod Bannister QLD 62.91m; 3. Brett Castle VIC 60.31m; 4. Raff Laurins VIC 59.16m; 5. Geoff Davis NSW 58.08m; 6. Sam Hanzel NT 57.14m; 7. Tim Curran ACT 56.70m; 8. Timothy Driesen VIC 56.54m; 9. Josh Gallimore NSW 52.90m; 10. Sam Rowell SA 52.79m; 11. Jarrod Sims SA 51.93m; 12. Mark Morgan WA 50.39m; 13. Tim Burow QLD 49.03m.

Multi Event 1. Jason Dudley QLD 7137; 2. Stephen Cain VIC 6261; 3. Sean Broadby TAS 6257; 4. Anthony Camilleri NSW 6016; 5. Aaron Warburton NSW 5898; 6. Raff Laurins VIC 5567.

Men Under 16

100 metres w:-0.8: 1. Adam Remmers VIC 11.26; 2. Brett Robinson NSW 11.45; 3. Stephen Myers NSW 11.47; 4. Adham El-Zbaidieh NSW 11.52; 5. Matthew Deegan SA 11.65; 6. Chris Anderson QLD 11.82; 7. Mitchel Webber WA 11.88; 8. Andrew Slessar VIC 12.12; 9. Michael Cleland SA 12.17.

200 metres Heat 1 w:1.2: 1. Stephen Myers NSW 23.20; 2. Tim Rooke VIC 23.29; 3. Brett Robinson NSW 23.45; 4. Shaun Inglis TAS 23.81; 5. Michael Cleland SA 24.72. **Heat 2** w:1.3: 1. Adam Remmers VIC 22.68; 2. Matthew Deegan SA 23.17; 3. Adham El-Zbaidieh NSW 23.47; 4. Samuel Bones TAS 25.11. **Final** w:-0.8: 1. Adam Remmers VIC 22.57; 2. Brett Robinson NSW 22.92; 3. Adham El-Zbaidieh NSW 23.15; 4. Tim Rooke VIC 23.33; 5. Matthew Deegan SA 23.35; 6. Stephen Myers NSW 23.39; 7. Shaun Inglis TAS 24.05; 8. Michael Cleland SA 24.71.

400 metres 1. Adham El-Zbaidieh NSW 50.58; 2. Joel Milburn NSW 50.59; 3. Matthew Deegan SA 50.77; 4. Tim Rooke VIC 51.00; 5. Franc Iglewski NSW Parkes L 53.13; 6. Jared Nitschke SA 54.28; 7. Samuel Bones TAS 56.24.

800 metres 1. Tyson Mahon VIC 1:55.01; 2. Joel Milburn NSW 1:56.84; 3. Travis Prigg NSW 1:59.38; 4. Christopher Williams ACT 2:02.02; 5. Dylan Martin VIC 2:03.70; 6. Bernard Angel VIC 2:04.15; 7. Jared Nitschke SA 2:04.17; 8. Simon Dornauf TAS 2:17.58.

1500 metres 1. Tyson Mahon VIC 4:02.64; 2. Travis Prigg NSW 4:05.19; 3. Christopher Williams ACT 4:10.89.

3000 metres 1. Travis Prigg NSW 9:28.96; 2. Scott Vance VIC 9:35.30; 3. Darryl Hill ACT 10:34.72.

100m Hurdles w:-0.4: 1. Mitchel Webber WA 14.02; 2. Chris Anderson QLD 14.21; 3. Dwain Weyers QLD 14.30; 4. Jarrod Greenhalgh VIC 14.61; 5. Joel Pocklington VIC 14.84; 6. James Baumeister SA 15.32.

200m Hurdles Heat 1 w:1.8: 1. Mitchel Webber WA 26.96; 2. Jarrod Greenhalgh VIC 28.19; 3. Daniel Sahlberg VIC 29.58; 4. James Baumeister SA 29.61; 5. Ryan Gilliman QLD 31.35. **Heat 2** w:-2.9: 1. Chris Anderson QLD 27.25; 2. Dwain Weyers QLD 27.95; 3. Joel Pocklington VIC 28.33; 4. Joshua Gudgeon VIC 29.92. **Final** w:-2.5: 1. Dwain Weyers QLD 26.51; 2. Chris Anderson QLD 27.04; 3. Mitchel Webber WA 27.54; 4. Jarrod Greenhalgh VIC 27.70; 5. Daniel Sahlberg VIC 27.73; 6. Joel Pocklington VIC 28.03; 7. James Baumeister SA 33.14.

2000m Steeple 1. Travis Prigg NSW 6:13.90; 2. James Matthews NSW 6:26.13; 3. Drew Mitchell VIC 6:47.11; 4. Chris Ballingal VIC 6:50.60; 5. Shannon Daniliuk VIC 6:53.10; 6. Rowan Hooper NSW 6:59.23; 7. Darryl Hill ACT 7:04.65; 8. Aaron Humphrey TAS 7:32.26.

4x100m Relay 1. NSW 44.46; 2. VIC 45.61; 3. SA 45.77; 4. TAS 47.25.

4x400m Relay 1. NSW 3:32.40; 2. VIC 3:35.31; 3. SA 3:36.89.

1500m Walk 1. Adam Rutter NSW 6:39.49; 2. Jamie Barnes VIC 6:44.71; 3. Ryan Jessen WA 6:52.93; 4. Darren Edwards VIC 6:58.68; 5. Aaron Humphrey TAS 7:14.09; 6. Ashley Colquhoun ACT 7:25.44; Michael McCagh WA DQ; Richard Kozaris VIC DQ.

High Jump 1. David Baskin VIC 1.95m; 2. Brock Rabba QLD 1.88m; 3. Nate Roffey QLD 1.88m.

Pole Vault 1. Joel Pocklington VIC 3.55m; 2. Anthony Simons SA 3.25m; 3. Tim Lewis NSW 3.25m; 4. Lindsay Pye NSW 3.10m.

Long Jump 1. Chris Anderson QLD 6.36m w:1.6; 2. Shaun Inglis TAS 6.28m w:-1.4; 3. Brock Rabba QLD 6.16m w:-1.2; 4. Marc Pallaro SA 6.00m w:-1.3; 5. Devin Lafranchi VIC 5.95m w:-0.6; 6. Edward Whitehead VIC 5.71m w:1.2.

Triple Jump 1. Dwain Weyers QLD 13.70m w:-0.4; 2. Brock Rabba QLD 13.20m w:-0.8; 3. Shaun Inglis TAS 13.13m w:-0.8.

Shot Put 1. Greg Smith-O'Neill NSW 15.95m; 2. Ronnie Buckley VIC 15.38m; 3. Matthew Poulter VIC 15.30m; 4. Chiron Weber NSW 14.82m; 5. Aaron Crump NSW 14.39m; 6. Toby Fawson QLD 13.67m; 7. Dwain Weyers QLD 13.55m; 8. Jonathon Wynn NSW 13.15m.

Discus 1. Ronnie Buckley VIC 61.46m; 2. Toby Fawson QLD 47.84m; 3. Aaron Crump NSW 47.25m; 4. Jonathon Wynn NSW 46.78m; 5. Matthew Poulter VIC 46.77m; 6. Greg Smith-O'Neill NSW 46.04m; 7. Dwain Weyers QLD 45.62m; 8. Chiron Weber NSW 43.77m; 9. Leonard Davis QLD 39.98m.

Hammer 1. Ronnie Buckley VIC 57.82m; 2. Chiron Weber NSW 52.13m; 3. Chris Robinson NSW 50.75m; 4. Dwain Weyers QLD 46.09m; 5. Matthew Robins VIC 45.64m; 6. Leonard Davis QLD 42.91m; 7. Jonathon Wynn NSW 37.04m; 8. Adrian Ruttly VIC 32.49m; 9. Greg Smith-O'Neill NSW 29.39m; 10. Aaron Crump NSW 26.42m; Robert Hooper VIC ND.

Javelin 1. Aaron Crump NSW 58.22m; 2. Jonathon Wynn NSW 55.06m; 3. Nate Roffey QLD 53.23m; 4. Leonard Davis QLD 43.77m.

Multi Event 1. Dwain Weyers QLD 4455; 2. Aaron Wordley VIC 3865; 3. Simon Dornauf TAS 3663; 4. Issac Simon NSW 3607; 5. Adrian Fleming VIC 3429; 6. Ryan Gilliman QLD 2463.

INAUGURAL YOUTH ATHLETES OF THE MEET AWARDS 2001

Nathan Deakes Medal	Timothy Driesen VIC	Men Under 18 Hammer 73.66m
Tamsyn Lewis Medal	Heidi Riordan VIC	Women Under 18 1500m 4:22.70

TELSTRA ATHLETICS GRAND PRIX 2000-2001

ZATOPEK CLASSIC – MELBOURNE

OLYMPIC PARK – 4TH DECEMBER 2000

Women

200 metres w:1.3: 1. Sandie Richards JAM 24.06; 2. Katerina Dressler VIS 24.12; 3. Sonia Brito VIC 24.66; 4. Kristy Lee Casey NSW 24.85; 5. Renee Robson VIC 25.60; 6. Sandy Nichols VIC 25.77.

1500 metres 1. Serena Gibbs VIC 4:24.99; 2. Haley McGregor VIC 4:25.76; 3. Kerri Jorgensen VIC 4:30.42; 4. Libby Allen VIC 4:30.72; 5. Erica Sigmont VIC 4:33.20; 6. Anna Worland VIC 4:46.47.

3000 metres U20 1. Melissa Rollison QAS 9:27.36; 2. Ruth McDonnell QLD 9:28.60; 3. Victoria Mitchell VIC 10:08.39; 4. Emily Smith VIC 10:32.21; 5. Joanna Drennan VIC 10:36.61; 6. Jessica de Bruin VIC 10:41.57; 7. Bianca Share VIC 11:21.68.

10000 metres Australian Championship 1. Sonia O'Sullivan IRL 33:17.58; 2. Liz Miller NSWI 33:26.80; 3. Susan Michelsson VIC 33:56.68; 4. Angela Sheean NSW 34:20.26; 5. Anna Thompson VIC 35:10.27; 6. Davina Manship Jones GBR 35:57.15; 7. Tania-Saree Warrick VIC 36:12.17; 8. Jenny Truscott NSW 36:47.54; 9. Andrea Braakhuis VIC 37:38.96; 10. Kate Seibold VIC 38:16.94; 11. Janelle Burgman NSW 38:54.54.

Pole Vault 1. Rosanna Dutton NSWI 3.80m; 2. Irie Hill GBR 3.60m; 3. Ashlee Hayes VIC 3.40m; 4. Fiona Buchanan VIC 3.20m; 5. Rebecca Weisz VIC 3.20m; 6. Dawn Hartigan VIC 3.20m; 7. Sarah Wiltshire VIC 3.00m.

Long Jump 1. Emma Cochrane VIC 6.10m w:1.0; 2. Sarah Dosen VIC 6.05m w:1.8; 3. Kym Burns VIC 5.95m w:0.9; 4. Sherryl Morrow VIC 5.13m w:1.7.

Javelin 1. Kathryn Mitchell VIC 51.44m; 2. Cecilia McIntosh VIC 50.76m; 3. Lauren Burns VIC 39.56m; 4. Natasha De Niese VIC 39.51m; 5. Janelle Campbell VIC 39.06m; 6. Sherryl Morrow VIC 38.79m.

Men

100 metres w:-1.1: 1. Braden Fraser VIC 10.84; 2. Justin Lewis VIC 10.96; 3. Brendan Scott QLD 11.13; 4. Liam Oneill VIC 11.43.

400 metres 1. Paul Pearce VIC 47.47; 2. Brendan Cole VIS 48.30; 3. Sean Avery VIS 48.87; 4. Jeremy Dixon NZL 49.16; 5. Marty Duke VIC 50.42.

800 metres 1. Michael Jones VIC 1:50.74; 2. Matthew Griffin VIC 1:51.51; 3. Tim Cherry VIC 1:51.78; 4. Mark Cornish VIC 1:51.97; 5. Neil Brennan VIC 1:53.08; 6. Tim Herron VIC 1:53.42; 7. Andrew Krummins VIC 1:53.55; 8. Simon McNamara VIC 1:54.04; 9. Tom Crowley VIC 1:55.86; Paul Tobin VIC DNF.

1500 metres 1. David Ruscheena VIC 3:43.59; 2. Michael Hane SASI 3:44.57; 3. Nick Cope NSW 3:44.62; 4. Jon Creasey SA 3:46.93; 5. Paul Fenn ACT 3:47.72; 6. Daniel Lancaster NSW 3:48.42; 7. Michael Holmes NSW 3:48.69; 8. Philo Saunders VIC 3:49.39; 9. Mark Gorski VIC 3:49.92; 10. Michael Bond TAS 3:53.51; 11. Murray Anderson NSW 4:09.80.

3000 metres U20 1. John Chandler QLD 8:22.77; 2. Richard Jeremiah VIS 8:27.45; 3. Norm Hanna QLD 8:28.64; 4. Michael Shelly QLD 8:29.81; 5. Ian Hornabrook QLD 8:33.28; 6. Mark Fountain VIS 8:33.60; 7. Trent Wallace VIC 8:37.36; 8. Adam Didyk SA 8:40.22; 9. Clint Perrett VIC 8:40.97; 10. Scott Greedy UQLD 8:41.81; 11. Paul Richard VIC 8:42.65; 12. Lennon Wicks NSW 8:43.94; 13. Sam Hassett VIC 8:46.10; 14. Simon Taylor VIC 8:47.39; 15. Scott Rantall VIC 8:56.01; 16. James Attard VIC 8:56.70; 17. Lachlan Oliver VIC 8:58.52; 18. Andrew Peplinkhouse VIC 9:02.06; 19. Ben Bisset VIC 9:12.90.

10000 metres Australian Championship 1. Luke Kipkosgei KEN 27:57.11; 2. Abraham Chebii KEN 28:23.95; 3. Sisay Bezabeh AIS 28:40.09; 4. John Henwood NZL 28:40.58; 5. Nigel Adkin VIC 28:43.20; 6. Brett Cartwright SA 28:52.73; 7. Scott Westcott NSWI 28:59.53; 8. Jonathon Wyatt NZL 29:27.40; 9. Christian Nicolson GBR 29:40.17; 10. Daniel Green NSW 29:49.56; 11. Ryan Cox SA 29:50.81; 12. Craig Semple VIC 29:51.04; 13. Alastair Snowden NZL 29:52.32; 14. Paul Imhoff ACT 29:53.42; 15. Nick Harrison VIC 29:54.06; 16. Shane Nankervis VIC 30:02.31; 17. Magnus Michelsson VIC 30:04.76; 18. Julian Dwyer VIC 30:15.27; 19. Linton Gloster VIC 30:15.54; 20. Andrew Letherby VIC 30:28.75; 21. Daniel Quin VIC 30:59.65; 22. Richard Gleisner VIC 31:18.41; 23. Marcus Tierney VIC 31:23.32; Justin Wilson VIC DNF; Trent Harlow ACT DNF; Michael Chettle TAS DNF; Kim Gillard NSWI DNF.

3000m Steeple 1. Ryan Taylor ACT 8:42.09; 2. Peter Nowill QLD 8:53.15; 3. Andrew Colvin NSW 9:08.91; 4. Scott McTaggart ACT 9:12.82; 5. Allan Failla VIC 9:12.90; 6. Steve McMahon VIC 9:25.63.

Long Jump 1. Leigh Stuart VIC 7.33m w:1.6; 2. Matthew Woodruff VIC 7.13m w:1.5; 3. Joel Hocking VIC 6.73m w:0.6.

Shot Put 1. Aaron Neighbour VIC 17.85m; 2. John Minns VIC 17.08m; 3. Scott Martin VIS 16.64m; 4. Martin Duriska VIC 14.84m.

Discus 1. Aaron Neighbour VIC 54.20m; 2. Matthew Brown VIC 50.54m; 3. Graham Hicks VIC 48.78m; 4. Martin Duriska VIC 47.81m; 5. Aaron Hartney VIC 47.45m; Scott Martin VIS ND.

TELSTRA ATHLETICS GRAND PRIX – NEWCASTLE/HUNTER NORTH POWER HUNTER SPORTS CENTRE – 3RD FEBRUARY 2001

Women

100 metres Heat 1 w:-3.5: 1. Rachael Jackson NSWI 12.10; 2. Alicia Spencer NSWI 12.23; 3. Kristy Lee Casey NSW 12.38; 4. Prue Robertson NSW 12.53; 5. Michelle O'Grady NSW 12.55; 6. Crystal Lewis NSW 12.57; 7. Alison Glapa NSW 12.64. **Heat 2** w:-3.5: 1. Sarah Mullan NSW 12.14; 2. Nicole Apps NSW 12.19; 3. Jessica Knox NSW 12.20; 4. Merryn Aldridge NSW 12.58; 5. Lauren Sherry NSW 12.59; 6. Coby Smith NSW 12.81. **Final** w:-2.9: 1. Nicole Apps NSW 11.95; 2. Rachael Jackson NSWI 11.96; 3. Sarah Mullan NSW 12.00; 4. Jessica Knox NSW 12.06; 5. Alicia Spencer NSWI 12.15; 6. Prue Robertson NSW 12.41; 7. Kristy Lee Casey NSW 12.44; 8. Michelle O'Grady NSW 12.57; 9. Crystal Lewis NSW 12.62.

400 metres 1. Sandie Richards JAM 51.74; 2. Tamsyn Lewis VIS 53.07; 3. Katerina Dressler VIS 54.02; 4. Stephanie Price NSWI 55.17; 5. Rebecca Irwin NSWI 55.46; 6. Annabelle Smith NSW 55.69; 7. Sophie Scamps NSW 56.01; 8. Trisha Holz NSW 56.62; 9. Nicole Cook NSW 58.55.

1500 metres 1. Erin Hargrave NSWI 4:25.81; 2. Haley McGregor VIC 4:26.72; 3. Sarah Salmon GBR 4:27.60; 4. Emily Morris NSW 4:29.84; 5. Jenny Truscott NSW 4:29.92; 6. Angela Sheean NSW 4:30.79; 7. Alice Goodberg NSWI 4:31.91; 8. Susan Mulready NSW 4:40.43; 9. Bronwyn Ellis NSW 4:43.90; 10. Kelli Griffin NSW 4:58.62.

100m Hurdles w:-2.4: 1. Jacquie Munro NSWI 13.74; 2. Debbi Edwards NSWI 14.45; 3. Stephanie Benson NSW 15.30; 4. Virginia Young NSW 15.41; 5. Jacqui Hodges NSW 15.43; 6. Danielle Senior NSW 15.84.

4x100m Relay Little Athletics 1. PORS 52.74; 2. TUGG 53.57; 3. MAIT 53.91; 4. MACQ 54.78; 5. PORT 54.89; 6. WALL 56.63; 7. EASM 57.20; 8. EAST 58.69.

High Jump 1. Petrina Price NSWI 1.80m; 2. Claire Mallett NSW 1.70m; 3. Lorna Gorham NSW 1.65m; 4. Kirby Brett NSW 1.65m; 5. Virginia Young NSW 1.60m; 6. Danielle Senior NSW 1.60m.

Triple Jump 1. Gillian Ting NSW 12.95m w:1.6; 2. Kate O'Donnell NSW 12.26m w:1.4; 3. Katherine Sumpton NSW 11.77m w:0.2; 4. Angela Garden NSW 11.72m w:2.2.

Shot Put 1. Michelle Haage NSW 15.61m; 2. Belinda Johnson NSW 13.86m; 3. Rebecca Papadopoulos NSW 11.87m.

Discus 1. Christy Thiel NSWI 51.89m; 2. Debbie Pickersgill QAS 46.47m; 3. Elaine Targett NSW 45.28m; 4. Casey Taylor NSW 44.20m; 5. Sharyn Dickson NSW 42.51m; 6. Rhiannon Rae NSW 41.37m.

Javelin 1. Samantha Pearson NSW 45.73m; 2. Rebecca Noy NSW 45.48m; 3. Sharyn Dickson NSW 39.13m; 4. Ashleigh Payne NSW 37.83m; 5. Kate O'Donnell NSW 35.91m; 6. Hayley McPherson NSW 31.70m.

Men

100 metres Heat 1 w:-1.5: 1. Adam Basil VIC 10.73; 2. Ross Smith NSW 10.79; 3. David Geddes NSWI 10.86; 4. Stephen Munnery NSW 10.94; 5. Lee Clark NSW 11.07; 5. Denis Nikolaev RUS 11.07. **Heat 2** w:-2.4: 1. Patrick Johnson AIS 10.65; 2. Shem Hollands NSW 10.81; 3. Nigel Biggs WAIS 10.91; 4. Brad McNicol NSW 10.94; 5. Fabrice Lapierre NSW 11.17; 6. Kevin Bezzina NSW 11.30. **Heat 3** w:-2.1: 1. Scott Richardson NSWI 10.79; 2. Troy Davies NSW 10.85; 3. Keiran Noonan NSWI 10.88; 4. Luke Trembath NSW 11.06; 5. Lukas Chodat NSW 11.14; 6. Andrew Waring NSW 11.25; Matthew Jamieson NSW NT. **Final** w:-2.4: 1. Patrick Johnson AIS 10.47; 2. Scott Richardson NSWI 10.69; 3. Adam Basil VIC 10.71; 4. Keiran Noonan NSWI 10.81; 5. Troy Davies NSW 10.82; 6. Ross Smith NSW 10.83; 7. Shem Hollands NSW 10.86; 8. Nigel Biggs WAIS 10.96; 9. David Geddes NSWI 11.25.

200 metres w:-1.9: 1. Mark Moresi NSW 21.43; 2. Brad McNicol NSW 21.80; 3. Matt Woodhouse NSW 21.88; 4. Denis Nikolaev RUS 21.92; 5. Stephen Hadfield NSW 21.93; 6. Peter Vassella NSWI 22.03; 7. Stephen Hateh NSW 22.15; 8. Lukas Chodat NSW 22.49; David Geddes NSWI DNF.

400 metres 1. Daniel Batman NSWI 46.73; 2. Anton Booth QLD 46.93; 3. Clinton Hill NSW 47.79; 4. Scott Thom VIC 47.85; 5. Ryan Turton NSW 49.53.

800 metres 1. Todd MacDonald NSW 1:50.68; 2. Youcef Abdi NSW 1:50.71; 3. David Byrne NSWI 1:51.32; 4. Fraser Dowling NSW 1:51.34; 5. Michael Barwick NSW 1:51.58; 6. Daniel Lancaster NSW 1:51.93; 7. Corey Tucker ACT 1:52.48; 8. Rob Spurrs NSW 1:52.83; 9. Johl Storey NSW 1:53.17; 10. Lachlan Chisholm NSW 1:53.50; 11. Michael Holmes NSW 1:56.03.

800 metres Veteran 1. Glenn Ritchie NSW 1:57.27; 2. Dave Pomery NSW 1:59.81; 3. David Forbes NSW 2:04.98; 4. Greg Neilsen NSW 2:05.53; 5. Bronte Blay NSW 2:07.28; 6. Stuart Patterson NSW 2:09.36; 7. Stuart Hayward NSW 2:11.65; 8. Weston Doley NSW 2:15.93; 9. Robert Herd NSW 2:18.21; 10. Paul Critchley NSW 2:18.85; 11. Nick Fletcher NSW 2:19.58; 12. Roger Crowhurst NSW 2:21.96; 13. Stephen Manual NSW 2:29.14.

3000 metres 1. Stephen Cherono KEN 7:46.23; 2. James Getanda KEN 7:46.86; 3. Craig Mottram VIS 7:50.34; 4. David Kiplak KEN 7:58.04; 5. Blair Martin NZL 8:03.31; 6. Paul Fenn ACT 8:08.23; 7. Nick Cope NSW 8:09.67; 8. Ryan Taylor ACT 8:10.64; 9. Scott Westcott NSWI 8:17.09; 10. Paul Imhoff ACT 8:20.42; 11. Chad Roberts NSW 8:20.98; 12. Paul Arthur NSW 8:22.15; 13. Barry Keem NSW 8:22.89; 14. Russell Stokes NSW 8:25.56; 15. Luke Taylor NSW 8:26.23; 16. Jason McLaren NSW 8:35.40; 17. Murray Anderson NSW 8:40.36; Andrew Walker IRL DNF

110m Hurdles w:-1.0: 1. Kyle Vander Kuyp AIS 14.04; 2. Nfa Forster Jones VIC 14.35; 3. Andrew Cameron QAS 14.53; 4. Gregory Eyears NSWI 14.59; 5. Chris Ingram QLD 15.01; 6. Graeme Barry NSW 15.78; 7. Andrew Coulter NSW 15.83.

400m Hurdles 1. Rohan Robinson AIS 50.30; 2. Blair Young QAS 50.49; 3. Matt Woodhouse NSW 51.93; 4. Andrew Laverick NSW 51.94; 5. Matt Beckenham AIS 53.66; 6. Gregory Hubbard NSW 54.08; 7. Andrew Coulter NSW 54.39; 8. Joshua Hewitt NSW 54.45; 9. Elliott Wood NSW 55.07.

4x100m Relay Little Athletics 1. WALL 48.87; 2. GOSF 49.36; 3. THOR "N" 51.36; 4. MAIT 55.49; 5. CARD 58.34; EAST DQ.

High Jump 1. Nick Moroney NSWI 2.15m; 2. James Watson NSW 2.15m; 3. Luke Russell NSW 2.10m; 4. Mark Taylor NSW 2.10m; 5. Keith Elliott NSWI 2.05m; 6. Mark Ognibene NSW 2.00m; 7. Scott Tanner NSW 1.95m; 8. Irayne Omoregbee NSW 1.95m.

Triple Jump 1. Andrew Murphy NSWI 17.07m w:0.5; 2. Michael Perry NSW 16.07m w:0.5; 3. Marat Safiulin RUS 15.91m w:3.2; 4. Tim Barnes NSW 15.20m w:1.3; 5. Llanley Crowder NSW 14.88m w:1.9; 6. Greg Wiencke NSW 14.81m w:1.9; 7. Alex Stewart NSW 14.80m w:3.6; 8. Phil Rickaby NSW 14.04m w:3.6; 9. Fabrice Lapierre NSW 13.93m w:1.6.

Discus 1. Peter Elvy NSWI 58.01m; 2. Benn Harradine NSW 49.58m; 3. Nick Sawaszenko NSW 45.80m; 4. Ben Blanchard NSW 44.66m; 5. Michael Kandel NSW 43.70m; 6. Jorg Probst NSW 42.83m.

Men & Women 1500m Wheelchair 1. Louise Sauvage NSWI 3:52.18; 2. Christie Skelton NSWI 4:07.65; 3. Nathan Pentecost NSW 4:09.02; 4. Grant Buckley NSW 4:10.72; 5. Kevin Gaides CAN 4:21.27; 6. Paul Ashley NSW 4:26.05; 7. Ron Gibson NSW 4:30.98; 8. Greg Smith NSWI 4:37.67.

TELSTRA ATHLETICS GRAND PRIX – SYDNEY IAAF PERMIT MEET SYDNEY ATHLETIC CENTRE – 16TH FEBRUARY 2001

Women

100 metres A Race w:-2.2: 1. Lauren Hewitt VIS 11.58; 2. Sharon Cripps QAS 11.85; 3. Chantal Brunner NZL 11.94; 4. Rachael Jackson NSWI 11.96; 5. Sarah Mullan NSW 11.99; 6. Jessica Knox NSW 12.01; 7. Emma de Bomford TAS 12.04; 8. Melissa Medicott NSWI 12.31; 9. Nicole Apps NSW 15.95.

100 metres B Race w:-1.7: 1. Bindee Goon Chew QLD 12.10; 2. Alicia Spencer NSWI 12.17; 3. Sandra Porter VIS 12.25; 4. Crystal Attenborough NT 12.27; 5. Kylie Bent WA 12.36; 6. Gemma Bright QLD 12.38; 7. Melanie Kleeberg QLD 12.44; 8. Sherry Lauren NSW 12.46; 9. Josephine Ngaluafe QAS 12.57.

100 metres C Race w:-2.7: 1. Michelle Dalrymple NSW 12.29; 2. Kate Pedley TAS 12.47; 3. Kristy Lee Casey NSW 12.48; 4. Michelle O'Grady NSW 12.49; 5. Fleur Eccles WA 12.53; 6. Fiona Cullen UQLD 12.55; 7. Coby Smith NSW 12.69; 8. Crystal Lewis NSW 12.87; 9. Rebecca Negus QLD 13.08.

200 metres w:-1.1: 1. Sharon Cripps QAS 23.89; 2. Emma De Bomford TAS 24.41; 3. Sarah Mullan NSW 24.50; 4. Bindee Goon Chew QLD 24.55; 5. Sandra Porter VIS 24.67; 6. Crystal Attenborough NT 24.85; 7. Melanie Kleeberg QLD 24.87.

200 metres Veteran w:-2.1: 1. Gianna Mogentale NSW 26.74; 2. Stacey Quitzau NSW 27.95; 3. Diane O'Toole NSW 29.22; 4. Nancy Bodikian NSW 30.38.

400 metres 1. Sandie Richards JAM 50.93; 2. Jane Arnott NZL 53.06; 3. Rebecca Sadler QLD 53.66; 4. Katerina Dressler VIS 53.96; 5. Jana Pittman NSWI 54.13; 6. Rebecca Irwin NSWI 55.00; 7. Caitlin Willis QLD 55.84; 8. Katherine Hancock WA 56.86; 9. Abby Dunn SA 57.42.

800 metres 1. Tamsyn Lewis VIS 2:02.86; 2. Rikke Ronholt DEN 2:05.12; 3. Kate Myers VIC 2:06.54; 4. Lisa Corrigan NSWI 2:09.46; 5. Suzie Rhydderch NSW 2:11.75; 6. Trisha Holz NSW 2:12.32; 7. Debbie King NSW 2:12.98; 8. Kelly Young NSW 2:13.60; 9. Kate McMaster NSW 2:14.30; 10. Erin Hargrave NSWI 2:25.70; Michelle O'Grady NSW DNF.

1500 metres 1. Sonia O'Sullivan IRL 4:06.34; 2. Georgie Clarke VIS 4:08.91; 3. Suzy Walsham NSWI 4:12.87; 4. Faith Macharia KEN 4:16.96; 5. Haley McGregor VIC 4:20.58; 6. Kerri Jorgensen VIC 4:21.43; 7. Belinda Martin NSW 4:28.50; 8. Jenny Truscott NSW 4:36.42; 9. Bronwyn Ellis NSW 4:44.82; Amber Menzies NSW DNF.

100m Hurdles w: -1.3: 1. Jacquie Munro NSWI 13.72; 2. Debbi Edwards NSWI 14.08; 3. Georgina Power VIS 14.17; 4. Fiona Cullen UQLD 14.41; 5. Kylie Wheeler WAIS 14.52; 6. Clare Thompson VIC 14.52; 7. Virginia Young NSW 15.42; 8. Stephanie Benson NSW 15.80.

400m Hurdles 1. Sonia Brito VIC 56.40; 2. Michelle Johnson USA 58.04; 3. Stephanie Price NSWI 59.16; 4. Kimberley Crowe VIC 59.87; 5. Ursula Rodway NSW 61.76; 6. Kate Huxtable NSW 64.25.

4x100m Relay 1. NSW 45.66; 2. Australia Under 23 46.97; 3. Australian Universities 47.03; 4. NSW "B" 47.18; 5. NSW Under 20 47.34; 6. Australia Under 20 47.79; 7. Australia Under 23 "B" 48.97.

High Jump 1. Petrina Price NSWI 1.78m; 2. Leah Alexander VIS 1.75m; 3. Karen Dickson WAIS 1.70m; 4. Claire Mallett NSW 1.70m; 5. Lorna Gorham NSW 1.65m.

Pole Vault 1. Tatiana Grigorieva SASI 4.20m; 2. Rachael Dacy VIC 4.10m; 3. Kym Howe WAIS 3.90m; 4. Rosanna Ditton NSWI 3.70m.

Long Jump 1. Bronwyn Thompson QAS 6.28m w:1.9; 2. Chantal Brunner NZL 6.26m w:4.5; 3. Shermin Oksuz WAIS 6.13m w:1.4; 4. Kathleen Norman QLD 5.97m w:2.4; 5. Kylie Wheeler WAIS 5.87m w:1.7; 5. Prue Robertson NSW 5.87m w:1.6; 7. Clare Thompson VIC 5.81m w:1.6; 8. Virginia Young NSW 5.73m w:1.4.

Hammer 1. Bronwyn Eagles NSWI 66.71m; 2. Karyne Dimarco NSWI 62.64m; 3. Tasha Williams NZL 62.07m; 4. Brooke Krueger SASI 58.68m; 5. Maree Ryabovitch NSW 53.94m; 6. Deborah Lovely QLD 51.03m; 7. Nicole Robertson NSWI 50.06m.

Men

100 metres A Race w:-0.8: 1. Patrick Johnson AIS 10.42; 2. Matt Shirvington NSWI 10.49; 3. Kevin Braunskill USA 10.65; 4. Adam Basil VIC 10.68; 5. Keiran Noonan NSWI 10.69; 6. Paul Di Bella QAS 10.72; 7. Scott Richardson NSWI 10.75; 8. David Baxter VIS 10.75; 9. Troy Davies NSW 10.80; 10. Ross Smith NSW 10.91; 11. Shem Hollands NSW 10.97.

100 metres B Race w:-1.6: 1. Campbell Tonkin VIS 10.97; 1. Pat Birgan QLD 10.97; 3. Denis Nikolaev RUS 11.00; 4. Stephen Munnery NSW 11.09; 5. Luke Trembath NSW 11.13; 6. Gustavo Cusimano Italy 11.25; 7. Nathaniel Carr QLD 11.27; Shem Hollands NSW DNF; Ross Smith NSW DNF.

100 metres C Race w:-2.0: 1. Matt Shirvington NSWI 10.70; 2. Kris Neofytou NSW 11.13; 3. Brad McNichol NSW 11.18; 4. Brett Eaton WA 11.37; 5. Kevin Bezzina NSW 11.45.

100 metres Wheelchair w:-1.6: 1. Geoff Trappett QAS 15.50; 2. Richard Nicholson ACT 16.00; 3. Frederic Periac FRA 16.46; 4. Paul Nunnari NSW 16.66; 5. Richard Coleman VIC 17.83; 6. Grant Buckley NSW 17.96; 7. Nathan Pentecost NSW 18.23; 8. Lachlan Jones VIS 20.92.

200 metres w:-1.0: 1. Mathew Coad NZL 21.25; 2. Paul Di Bella QAS 21.37; 3. Kevin Braunskill USA 21.58; 4. David Baxter VIS 21.60; 5. Gary Ryan IRL 21.78; 6. Denis Nikolaev RUS 22.01; 7. Steve Hatch NSW 22.26.

200 metres Veteran w:-1.1: 1. Martin Doherty NSW 24.20; 2. Danny Hasler NSW 24.26; 3. John Van Stappen NSW 24.38; 4. Michael English NSW 24.87; 5. David Luck NSW 26.00; 6. Hayon Karutz NSW 26.10; 7. Christopher Ansoul NSW 26.47.

400 metres A Race 1. Patrick Dwyer NSWI 46.31; 2. Mark Moresi NSWI 46.82; 3. Daniel Batman NSWI 46.87; 4. Clinton Hill NSWI 47.37; 5. Michael Hazel VIS 47.43; 6. Anton Booth QLD 47.48; 7. Declan Stack WAIS 47.56; 8. David Flowers VIC 47.82; 9. Scott Thom NSW 48.20.

400 metres B Race 1. Tomas Coman IRL 46.91; 2. Tim Williams VIS 47.62; 3. Adrian McLeod QLD 48.02; 4. Travis Jenkins WAIS 48.17; 5. Sam Jeffrey TAS 48.45; 6. Christian Rendina VIC 48.77; 7. Michael Sala NSW 49.67; Mark Ormrod SA DQ; Courtney McLeod QLD DQ.

800 metres A Race 1. William Chirchir KEN 1:47.70; 2. Mark Rodgers NZL 1:47.99; 3. Kris McCarthy VIS 1:48.09; 4. Frederick Onyanha KEN 1:48.61; 5. Fraser Dowling NSW 1:48.95; 6. Malcolm Muir QLD 1:49.69; 7. Mark Abercromby QLD 1:51.85; Martin Byron NSW DNF.

800 metres B Race 1. Michael Barwick NSW 1:50.11; 2. Zac Ashkanazy QLD 1:50.86; 3. Clyde McIntosh NZL 1:51.21; 4. Robert Spurr NSW 1:51.51; 5. Simon Rintel NSW 1:51.58; 6. Johl Storey NSW 1:51.90; 7. Nicholas Haines NSW 1:53.74; 8. Luke McSpeerin NSW 1:57.87; Alan Thomas NSW DNF.

1500 metres 1. Hamish Christensen NZL 3:39.70; 2. Youcef Abdi NSWI 3:40.22; 3. Andrew Walker IRL 3:40.99; 4. David Byrne NSWI 3:41.47; 5. Michael Hane SA 3:42.46; 6. Paul Fenn ACT 3:44.78; 7. Lachlan Chisholm NSW 3:44.87; 8. Mark Gorski VIC 3:45.29; 9. Daniel Lancaster NSW 3:45.87; 10. Raymond Yator KEN 3:46.31; 11. Andrew Oneill NSWI 3:46.60; 12. Philo Saunders VIC 3:46.67; 13. Sam Fragomeni QLD 3:47.13; Nadir Deudoune FRA DNF; Justin Rinaldi VIC DNF.

3000 metres 1. Craig Mottram VIS 7:41.35; 2. Stephen Cherono KEN 7:46.03; 3. Simon Maunder NZL 7:51.93; 4. Michael Power VIS 7:53.16; 5. Blair Martin NZL 7:53.29; 6. Lee Troop VIS 7:55.27; 7. Brett Cartwright SA 7:57.46; 8. David Kiplak KEN 8:06.15; 9. Sisay Bezabeh AIS 8:08.06; 10. Scott Westcott NSWI 8:10.80; 11. Kim Gillard NSWI 8:11.16; 12. David Ruscheena VIC 8:14.94; 13. Paul Arthur NSW 8:20.97; 14. Barry Keem NSW 8:24.79; 15. Chad Roberts NSW 8:29.12; Richard Jeremiah VIS DNF; Edwin Maranga KEN DNF; James Getanda KEN DQ.

110m Hurdles w:-2.6: 1. Stuart Anderson QLD 14.43; 2. Tony Pownall NZL 14.56; 3. Gregory Eyears NSWI 14.57; 4. Andrew Cameron QLD 14.65; 5. Chris Ingram QLD 14.93; 6. Ryan Purcell WA 14.94; 7. Ashley Mahoney QLD 14.96; 8. Graeme Barry NSW 15.80.

400m Hurdles 1. Rohan Robinson AIS 50.64; 2. Blair Young QAS 51.27; 3. Nicholas O'Brien NZL 51.69; 4. Christopher Carroll AIS 51.97; 5. Brendan Cole VIS 52.34; 6. Peter Bate VIC 53.14; 7. Brendan Mallyon QLD 54.28; 8. Andrew Laverick NSW 62.01.

4x100m Relay 1. Australia 39.90; 2. Australia "B" 40.42; 3. Australia Under 20 41.05; 4. NSW "B" 41.47; 5. NSW Under 20 42.83; 6. Westfields 43.16; Knox Grammer DQ; NSW DQ; Central Coast DQ.

Pole Vault 1. Dmitri Markov WAIS 5.60m; 2. Paul Burgess WAIS 5.60m; 3. Viktor Chistiakov SASI 5.40m; 4. Steven Hooker VIS 5.00m; 5. Dave Jacobs VIC 4.80m; 6. Craig Schulstad NSW 4.80m.

Long Jump 1. Peter Burge NSWI 8.07m w:3.1; 2. Jai Taurima AIS 7.93m w:2.0; 3. Aaron Langdon NZL 7.65m w:1.5; 4. Nabil Adamou VIC 7.60m w:0.4; 5. Tim Parravicini QAS 7.49m w:1.1; 6. Peter Parsons NSW 7.35m w:2.1; 7. John Thornell NSW 7.28m w:0.8; 8. Andrew Curtis QLD 7.16m w:1.4.

Triple Jump 1. Andrew Murphy NSWI 17.03m w:1.1; 2. Michael Perry NSWI 15.80m w:0.2; 3. Joshua Ferguson QLD 15.77m w:2.4; 4. Greg Wiencke NSW 15.27m w:0.7; 5. Tim Barnes NSW 14.90m w:1.4.

Shot Put 1. Scott Martin VIS 17.67m; 2. Chris Gaviglio QLD 16.97m; 3. Michael Childs NSW 15.25m; 4. Jorg Probst NSW 14.87m; 5. Stuart Gyngell NSW 14.72m; 6. Jeffrey Hailey NSW 14.16m; 7. Peter Thiel NSW 14.00m.

Discus 1. Ian Winchester NZL 59.04m; 2. Peter Elvy NSWI 58.43m; 3. Chris Gaviglio QLD 54.74m; 4. Scott Martin VIS 53.36m; 5. Tim Driesen VIS 52.37m; 6. Graham Hicks TIS 50.97m; 7. Benn Harradine NSW 49.38m.

Javelin 1. Adrian Hatcher NSWI 81.07m; 2. William Hamlyn-Harris NSW 75.45m; 3. Brian Pook TAS 71.06m; 4. Damian Kelly QLD 69.30m; 5. Andrew Hall WAIS 69.21m; 6. John Kay NSW 66.90m; 7. Nick Bennett NSW 66.36m.

Men & Women 800 metres Wheelchair 1. Louise Sauvage NSWI 1:42.17; 2. Paul Nunnari NSW 1:45.70; 3. Frederic Periac FRA 1:48.57; 4. Greg Smith NSWI 1:52.33; 5. Christie Skelton NSWI 1:52.76.

TELSTRA ATHLETICS GRAND PRIX – CANBERRA MATCH VICTORIA V NEW SOUTH WALES & GUESTS AIS ATHLETIC TRACK, BRUCE – 18TH FEBRUARY 2001

Women

100 metres A Race w:1.4: 1. Lauren Hewitt VIC 11.40; 2. Caro Hunt NZL 11.50; 3. Sharon Cripps QAS 11.51; 4. Nova Peris-Kneebone NTIS 11.63; 5. Rachael Jackson NSW 11.67; 6. Jessica Knox NSW 11.70; 7. Chantal Brunner NZL 11.79; 7. Sarah Mullan NSW 11.79; 9. Emma De Bomford TAS 11.92; 10. Sandra Porter VIC 12.12.

100 metres B Race w:0.0: 1. Alicia Spencer NSWI 11.85; 2. Bindee Goon Chew QLD 11.93; 3. Crystal Attenborough NT 12.11; 4. Melissa Medlicott NSW 12.12; 5. Melanie Kleeberg QLD 12.13; 6. Gemma Bright QLD 12.15; 7. Fiona Cullen UQLD 12.29; 8. Natalie O'Hara ACT 12.32; 9. Clare Thompson VIC 12.53.

200 metres w:-0.7: 1. Lauren Hewitt VIC 23.26; 2. Sharon Cripps QAS 23.46; 3. Caro Hunt NZL 23.55; 4. Sandie Richards JAM 23.56; 5. Nova Peris-Kneebone NTIS 23.91; 6. Katerina Dressler VIC 24.22; 7. Sarah Mullan NSW 24.47; 8. Rachael Jackson NSW 24.53.

200 metres Veteran w:-0.9: 1. Kerry Booten ACT 20.17; 2. Margaret Taylor ACT 20.18; 3. Karen Daniels ACT 20.23; 4. Maureen Rossiter ACT 20.49; 5. Bev Breen ACT 20.87; 6. Sue Bourke ACT 21.63.

400 metres 1. Rebecca Wardell NZL 52.69; 2. Katerina Dressler VIC 53.43; 3. Rebecca Sadler QLD 53.78; 4. Renee Robson VIC 54.34; 5. Rosina Dick VIC 54.85; 6. Rebecca Irwin NSW 54.92; 7. Amber Menzies NSW 56.21; Annabelle Smith NSW DQ.

800 metres 1. Tamsyn Lewis VIC 2:01.97; 2. Rikke Ronholt DEN 2:04.34; 3. Suzy Walsham NSW 2:04.45; 4. Kate Myers VIC 2:05.86; 5. Kerri Jorgensen VIC 2:06.81; 6. Lisa Corrigan NSW 2:07.06; 7. Debbie King NSW 2:14.43; 8. Kate McMaster NSW 2:18.48; Natalie O'Hara ACT DNF.

1500 metres 1. Faith Macharia KEN 4:18.53; 2. Simone Braakhuis VIC 4:24.94; 3. Belinda Martin NSW 4:27.62; 4. Sarah Salmon GBR 4:28.25; 5. Jenny Truscott NSW 4:30.03; 6. Alethe West NSW 4:34.26.

3000 metres 1. Sonia O'Sullivan IRL 8:49.87; 2. Benita Willis AIS 8:51.04; 3. Haley McGregor VIC 9:46.96; 4. Tania-Saree Warrick VIC 9:57.89; 5. Susan Mulready NSW 10:09.66; 6. Andrea Braakhuis VIC 10:11.66; 7. Bronwyn Ellis NSW 10:12.47; 8. Jenny Hindmarsh NSW 10:15.00; 9. Sophie Bromfield NSW 10:24.53.

100m Hurdles w:0.5: 1. Jacquie Munro NSW 13.35; 2. Debbi Edwards NSW 13.51; 3. Georgina Power VIC 13.69; 4. Fiona Cullen UQLD 13.86; 5. Kylie Wheeler WAIS 14.10; 6. Clare Thompson VIC 14.18; 7. Kym Burns VIC 14.29; 8. Stephanie Benson NSW 15.02.

400m Hurdles 1. Sonia Brito VIC 56.46; 2. Jana Pittman NSW 57.34; 3. Kimberley Crowe VIC 60.22; 4. Ursula Rodway NSW 60.50; 5. Kate Huxtable NSW 63.27; Michelle Johnson USA DNF.

4x100m Relay 1. NSW 45.24; 2. Australia U20 "A" 46.15; 3. Australia U20 "B" 46.53; 4. NSW "B" 46.63; 5. Australia U23 47.04; 6. NSW "C" 47.88.

4x400m Relay 1. VIC 3:37.48; 2. NSW 3:38.96; 3. Australia U23 3:42.95; 4. Australia U20 3:48.73.

10000m Walk 1. Kerry Saxby-Junna AIS 44:49.56; 2. Jane Saville NSW 47:09.23; 3. Cheryl Webb NSW 47:47.82; Laura Johnson NSW DNF.

High Jump 1. Petrina Price NSW 1.81m; 2. Leah Alexander VIC 1.78m; 3. Clare Thompson VIC 1.70m; 3. Karen Dickson WAIS 1.70m; 3. Kylie Wheeler WAIS 1.70m; 6. Claire Mallett NSW 1.70m; 7. Lorna Gorham NSW 1.65m.

Pole Vault 1. Kym Howe WAIS 4.20m; 2. Tatiana Grigorieva SASI 4.10m; 3. Rachael Dacy VIC 4.00m; 4. Rosanna Ditton NSW 3.80m; 5. Kym Lawson VIC 3.50m; Tammy Newport NSW NH.

Long Jump 1. Chantal Brunner NZL 6.49m w:0.6; 2. Bronwyn Thompson QAS 6.22m w:0.3; 3. Shermin Oksuz WAIS 6.11m w:0.2; 4. Sarah Dosen VIC 6.02m w:1.4; 5. Kathleen Norman QLD 5.86m w:1.2; 6. Kym Burns VIC 5.80m w:2.9; 7. Fleur Castlereigh NSW 5.78m w:1.8; 8. Virginia Young NSW 5.67m w:2.6.

Triple Jump 1. Nicole Mladenis WAIS 13.57m w:2.3; 2. Gillian Ting NSW 12.40m w:1.2; 3. Kate O'Donnell NSW 12.03m w:3.1; 4. Stephanie Lockhart VIC 12.02m w:1.7; 5. Angela Garden NSW 11.31m w:3.0.

Shot Put 1. Michelle Haage NSW 15.72m; 2. Belinda Johnson NSW 13.74m; 3. Clare Thompson VIC 12.67m; 4. Rebecca Nielsen VIC 12.51m; 5. Sharyn Dickson NSW 11.94m; 6. Virginia Young NSW 11.41m; 7. Kylie Wheeler WAIS 10.55m.

Discus 1. Christy Thiel NSW 54.30m; 2. Debbie Pickersgill QAS 51.40m; 3. Deborah Lovely QLD 48.81m; 4. Rhiannon Rae NSW 43.93m; 5. Fiona La Praik NSW 43.10m.

Hammer 1. Bronwyn Eagles NSW 68.73m; 2. Tasha Williams NZL 65.29m; 3. Karyne Dimarco NSW 61.65m; 4. Brooke Krueger SASI 58.07m; 5. Maree Ryabovitch NSW 55.50m; 6. Deborah Lovely QLD 51.62m; 7. Nicole Robertson NSWI 50.42m.

Men

100 metres A Race w:2.5: 1. Patrick Johnson AIS 10.13; 2. Kevin Braunskill USA 10.23; 3. Matt Shirvington NSW 10.25; 4. Troy Davies NSW 10.33; 5. Adam Basil VIC 10.35; 6. Paul di Bella QAS 10.36; 7. Mathew Coad NZL 10.39; 8. David Baxter VIC 10.60; Keiran Noonan NSW DNF.

100 metres B Race w:0.0: 1. Matt Shirvington NSW 10.48; 2. David Thom VIC 10.69; 3. Campbell Tonkin VIS 10.75; 4. Shem Hollands NSW 10.77; 5. Pat Birgan QLD 10.89; 6. Justin Lewis VIC 10.92; 7. Denis Nikolaev RUS 10.97; 8. Brett Eaton WA 11.00; 9. Mats-Johan Hagman FIN 11.10.

200 metres w:0.5: 1. Patrick Johnson AIS 20.64; 2. Mathew Coad NZL 20.91; 3. Kevin Braunskill USA 20.91; 4. Shem Hollands NSW 21.35; 5. David Thom VIC 21.37; 6. Adam Basil VIC 21.60.

200 metres Veteran w:-0.5: 1. Jack Perry ACT 20.70; 2. Vince Evert ACT 21.31; 3. Gary Maher ACT 21.32; 4. Rad Leovic ACT 21.33; 5. Colin Burns ACT 21.40; 6. Geoff Sims ACT 21.52; 7. Ken Smith ACT 22.01; 8. Ken Daniels ACT 22.19.

200 metres Wheelchair 1. Geoff Trappett QAS 26.82; 2. Frederic Periac FRA 27.83; 3. Richard Nicholson ACT 27.87; 4. Paul Nunnari NSW 28.24; 5. Richard Coleman VIC 28.65.

400 metres A Race 1. Patrick Dwyer NSW 45.81; 2. Daniel Batman NSW 46.14; 3. Anton Booth QLD 46.19; 4. Clinton Hill NSW 46.35; 5. Clayton Veltman VIC 46.63; 6. Michael Hazel VIS 46.77; 7. David Flowers VIC 47.10.

400 metres B Race 1. Mark Ormrod SA 46.75; 2. Tim Williams VIS 47.04; 3. Declan Stack WAIS 47.07; 4. Kris McCarthy VIS 47.21; 5. Scott Thom NSW 47.24; 6. Sam Jeffrey TAS 47.83; 7. Travis Jenkins WAIS 48.04; 8. Elliott Wood NSW 48.88.

800 metres 1. Fraser Dowling NSW 1:49.20; 2. David Byrne NSW 1:50.06; 3. Malcolm Muir QLD 1:50.13; 4. Stuart Bowden QLD 1:51.03; 5. Mark Abercromby QLD 1:51.22; 6. Mark Rodgers NZL 1:52.22; 7. Andrew Oneill NSW 1:52.36; 8. Neil Brennan VIC 1:53.42; 9. Corey Tucker ACT 1:53.44; Justin Rinaldi VIC DNF.

1500 metres 1. Youcef Abdi NSW 3:39.51; 2. Edwin Maranga KEN 3:39.82; 3. Craig Mottram VIC 3:40.16; 4. Andrew Walker IRL 3:40.36; 5. Michael Power VIC 3:40.76; 6. Michael Hane SA 3:45.32; 7. Lachlan Chisholm NSW 3:46.57; 8. David Ruscheena VIC 3:46.90; 9. Paul Fenn ACT 3:47.44; 10. Erwin McRae ACT 3:48.22; 11. Sam Fragomeni QLD 3:48.53; 12. Scott Westcott NSW 3:50.65; 13. Mark Gorski VIC 3:58.90; Kris McCarthy VIS DNF; Frederick Onyancha KEN DNF.

110m Hurdles w:-1.5: 1. Kyle Vander Kuyp VIC 13.90; 2. Stuart Anderson QLD 14.20; 3. Nfa Forster-Jones VIC 14.47; 4. Gregory Eyears NSW 14.55; 5. Tony Pownall NZL 14.62; 6. Ryan Purcell WA 14.70; 7. Andrew Cameron QLD 14.83; 8. Chris Ingram QLD 14.99; 9. Ashley Mahoney QLD 15.16; 10. Graeme Barry NSW 15.55.

400m Hurdles 1. Blair Young QAS 50.06; 2. Christopher Carroll AIS 51.51; 3. Brendan Cole VIS 52.21; 4. Peter Bate VIC 52.39; 5. Brendan Mallyon QLD 52.69; 6. Joshua Hewitt NSW 53.07; Rohan Robinson VIC DNF.

3000m Steeple 1. David Chemweno KEN 8:30.12; 2. Stephen Cheroni KEN 8:30.54; 3. Peter Nowill QLD 8:42.16; 4. Ryan Taylor ACT 8:42.98; 5. Andrew Colvin NSW 9:01.51; 6. Lachlan McArthur VIC 9:02.60; 7. Scott McTaggart ACT 9:03.63; 8. Luke Taylor NSW 9:07.54; 9. Stephen McMahon VIC 9:10.20; 10. Andrew Mellor NSW 9:15.20; 11. Shane Thiele SA 9:22.98; 12. Alastair Morgan VIC 9:34.40; 13. Kevin Moore NSW 9:36.39; 14. Nick Bromley NSW 9:38.26; 15. Jeff Hunt NSW 9:43.85; Will Devjak NSW DNF.

4x100m Relay 1. NSW 40.32; 2. Australia U20 41.07; 3. Australia U23 41.11; Central Coast DQ.

4x400m Relay 1. NSW 3:11.00; 2. Australia U23 3:12.06; 3. VIC 3:13.41; 4. Australia U20 3:14.79.

10000m Walk 1. Nathan Deakes AIS 38:53.82; 2. Luke Adams NSW 42:27.78; 3. Liam Murphy AIS 42:35.61; 4. Troy Sundstrom NSW 43:14.34; 5. Darren Bown AIS 43:29.85; 6. Warren Russell NSW 49:07.94; 7. Keith Knox NSW 52:53.85; Robert Osborne NSW DNF; Roisin Gleich VIC DNF; Gyula Dudas HUN DNF.

High Jump 1. Nick Moroney NSW 2.16m; 2. Jarrad Pozzi WAIS 2.13m; 3. James Watson NSW 2.13m; 4. Thomas Donovan VIC 2.05m; 5. Scott McCracken VIC 2.05m; 6. Michael Hamlyn-Harris NSW 1.95m.

Pole Vault 1. Paul Burgess WAIS 5.50m; 2. Steven Hooker VIC 4.95m; 3. David Jacobs VIC 4.80m; 4. David Fairclough NSW 4.65m; Craig Schulstad NSW NH.

Long Jump 1. Aaron Langdon NZL 7.67m w:-0.3; 2. Leigh Stuart VIC 7.53m w:0.6; 3. Nabil Adamou VIC 7.52m w:0.7; 4. Andrew Curtis QLD 7.47m w:1.7; 5. Jai Taurima AIS 7.38m w:1.2; 6. Tim Parravicini QAS 7.31m w:-1.6; 7. Antonio Seremet NSW 7.13m w:1.4; Peter Burge NSW ND.

Triple Jump 1. Andrew Murphy NSW 16.29m w:4.1; 2. Josh Ferguson QLD 16.05m w:1.4; 3. Michael Perry NSW 15.69m w:0.4; 4. Greg Wiencke NSW 15.23m w:1.5; 5. M Crockford VIC 14.40m w:0.9.

Shot Put 1. John Minns VIC 18.13m; 2. Scott Martin VIC 17.82m; 3. Chris Gaviglio QLD 16.03m; 4. Stuart Gyngell NSW 15.33m; 5. Jorg Probst NSW 14.62m; 6. Peter Thiel NSW 13.58m; 7. Murray Goldfinch AIS 12.69m.

Discus 1. Ian Winchester NZL 58.87m; 2. Peter Elvy NSW 57.27m; 3. Scott Martin VIC 54.90m; 4. Graham Hicks TIS 52.41m; 5. Chris Gaviglio QLD 52.31m; 6. Benn Harradine NSW 50.22m; 7. Tim Driesen VIC 49.48m.

Hammer 1. Stuart Rendell ACT 73.16m; 2. Aaron Fish QAS 66.88m; 3. Justin McDonald VIC 63.26m; 4. Michael Gusbeth VIC 60.39m; 5. Tim Driesen VIC 58.05m; 6. Rohan Nelson ACT 54.71m; 7. Sergei Zablotki NSW 52.73m; 8. Mark Dickson NSW 49.72m.

Men & Women 1500 metres Wheelchair 1. Louise Sauvage NSW 3:07.14; 2. Greg Smith NSW 3:16.08; 3. Paul Nunnari NSW 3:21.42; 4. Christie Skelton NSW 3:22.12; 5. Frederic Periac FRA 3:22.19; 6. Angie Ballard AIS 3:41.93.

TELSTRA MELBOURNE TRACK CLASSIC IAAF GRAND PRIX II MEET OLYMPIC PARK – 1ST MARCH 2001

Women

100 metres A Race w:-1.7: 1. Lauren Hewitt VIS 11.61; 2. Sharon Cripps QAS 11.77; 3. Emma De Bomford TAS 12.03; 4. Bindee Goon Chew QLD 12.03; 5. Sandra Porter VIS 12.22; 6. Anne Deller VIC 12.33; 7. Melissa Medicott NSW 12.46; 8. Brigitte Egan VIC 12.72.

100 metres B Race w:-2.4: 1. Tracey Olowoniyi VIC 12.57; 2. Jennifer MacGibbon VIC 12.66; 3. Kylie Wheeler WAIS 12.67; 4. Clare Thompson ACTA 12.95; 5. Melissa O'Connor VIC 12.99.

100 metres Ambulant w:-1.5: 1. Lisa Llorens AIS 13.33; 2. Meaghan Starr NSW 14.00; 3. Sharon Rackham AIS 14.54; 4. Lisa McIntosh VIS 14.70; 5. Katrina Webb SASI 14.93; 6. Nicole Spehar VIC 20.38.

200 metres w:-1.2: 1. Lauren Hewitt VIS 23.48; 2. Sharon Cripps QAS 23.71; 3. Emma De Bomford TAS 24.40; 4. Sandra Porter VIS 24.58; 5. Bindee Goon Chew QLD 24.62; 6. Natalie O'Hara ACT 25.29; 7. Brigitte Egan VIC 25.82.

200 metres Veteran w:-0.8: 1. Lisa Ford 36 VIC 27.26; 2. Debra Tomsett 43 VIC 27.46; 3. Bronwen Loizou 39 VIC 27.50; 4. Margaret Tweedie 46 VIC 28.16; 5. Doreen Pace 35 VIC 28.61; 6. Karen Blicavs 43 VIC 29.04; 7. Jenny Baldwin 35 VIC 29.38; 8. Kathy Heagney 50 VIC 29.39.

400 metres 1. Sandie Richards JAM 50.95; 2. Ana Guevara MEX 51.11; 3. Katerina Dressler VIS 53.11; 4. Jana Pittman NSWI 53.83; 5. Renee Robson VIC 53.90; 6. Rosina Dick VIC 54.76; 7. Jennifer Marshall VIC 55.01; 8. Madeleine Pape VIC 56.71.

800 metres 1. Tamsyn Lewis VIS 2:00.95; 2. Georgie Clarke VIS 2:04.47; 3. Suzy Walsham NSWI 2:04.81; 4. Kate Myers VIC 2:05.34; 5. Heidi Riordan VIC 2:05.98; 6. Erica Sigmont VIC 2:06.33; 7. Kerri Jorgensen VIC 2:06.69; 8. Libby Allen VIC 2:08.68; 9. Rikke Ronholt DEN 2:09.32; Natalie O'Hara ACT DNF.

3000 metres 1. Sonia O'Sullivan IRL 8:43.51; 2. Benita Willis AIS 8:52.33; 3. Kerryn McCann NSWI 9:01.78; 4. Haley McGregor VIC 9:05.94; 5. Liz Miller NSWI 9:07.59; 6. Samukeliso Moyo ZIM 9:13.00; 7. Melissa Rollison QAS 9:15.36; 8. Serena Gibbs VIC 9:27.57; 9. Alethe West NSW 9:41.93; 10. Tania-Saree Warrick VIC 9:44.75; 11. JO Wall VIC 9:53.44; Faith MACHARIA KEN DNF.

100m Hurdles w:-0.4: 1. Jacquie Munro NSWI 13.51; 2. Georgina Power VIS 13.65; 3. Debbi Edwards NSWI 13.65; 4. Fiona Cullen UQLD 13.94; 5. Clare Thompson ACTA 14.20; 6. Sherryl Morrow VIC 14.37; 7. Kym Burns VIC 14.44; 8. Kylie Wheeler WAIS 14.45.

400m Hurdles 1. Sonia Brito VIC 57.38; 2. Kimberley Crowe VIC 60.38; 3. Emily Allen VIC 63.19; 4. Rebecca O'Loughlin VIC 63.89.

Pole Vault 1. Tatiana Grigorieva SASI 4.20m; 2. Jenni Dryburgh NZL 4.10m; 3. Kym Howe WAIS 4.10m; 4. Rachael Dacy VIC 4.10m; 5. Rosanna Ditton NSWI 3.90m; 6. Irie Hill GBR 3.90m.

Long Jump 1. Bronwyn Thompson QAS 6.48m w:1.6; 2. Emma Cochrane VIC 6.36m w:2.6; 3. Kym Burns VIC 6.04m w:1.0; 4. Sarah Dosen VIC 5.96m w:1.5; 5. Kylie Wheeler WAIS 5.92m w:1.1; 6. Clare Thompson ACTA 5.87m w:1.9.

Hammer 1. Bronwyn Eagles NSWI 67.24m; 2. Tasha Williams NZL 65.25m; 3. Karyne Dimarco NSWI 64.32m; 4. Brooke Krueger SASI 62.64m; 5. Gabriele Neighbour VIC 50.67m.

Men

100 metres A Race w:-1.8: 1. Patrick Johnson AIS 10.32; 2. Matt Shirvington NSWI 10.45; 3. Kenny Brokenburr USA 10.56; 4. Adam Basil VIC 10.60; 5. Paul Di Bella QAS 10.67; 6. David Baxter VIS 10.71; 7. Steve Brimacombe VIS 10.75; 8. Nigel Biggs WAIS 10.90.

100 metres B Race w:-2.0: 1. Matt Shirvington NSWI 10.50; 2. David Thom VIC 10.85; 3. Robin Calleja VIC 10.92; 4. Campbell Tonkin VIS 10.96; 5. Braden Fraser VIC 10.97; 6. Ashley Rowan VIC 10.99; 7. Justin Lewis VIC 11.03; 8. Peter Walsh VIC 11.05.

100 metres Wheelchair w:-2.4: 1. Geoff Trappett QAS 15.54; 2. Richard Nicholson ACT 16.16; 3. Frederic Periac FRA 16.48; 4. Paul Nunnari NSWI 16.81; 5. Richard Coleman VIC 18.00; 6. Lachlan Jones VIS 20.70.

200 metres w:-0.9: 1. Patrick Johnson AIS 20.67; 2. Paul Di Bella QAS 21.16; 3. Steve Brimacombe VIS 21.44; 4. Adam Basil VIC 21.45; 5. David Baxter VIS 21.47; 6. David Thom VIC 21.60; 7. Tyson Leach VIC 22.40; Kenny Brokenburr USA DQ.

200 metres Veteran w:-2.1: 1. Peter Tuckett 41 VIC 24.72; 2. Keith Howden 55 VIC 25.72; 3. Colin McCurry 52 VIC 26.07; 4. Stephen Baird 50 VIC 26.68; 5. Graeme Richards 55 VIC 26.76; 6. Ross Kent 59 VIC 27.02; Paul Turner 47 VIC DQ.

200 metres Ambulant w:-1.9: 1. Andrew Newell NSWI 22.83; 2. Tim Matthews VISD 23.49; 3. Tim Sullivan VIS 23.72; 4. Dean Turner NSW 24.02; 5. Neil Fuller AIS 24.20; 6. Stephen Wilson NSWI 24.87; 7. Don Elgin VIS 25.61; 8. Kieran Ault Connell VIS 27.09.

400 metres A Race 1. Daniel Batman NSWI 46.37; 2. Juan Teledo MEX 46.41; 3. Mark Moresi NSWI 46.53; 4. Michael Hazel VIS 46.61; 5. Anton Booth QLD 46.79; 6. Clayton Veltman VIC 47.07; 7. Clinton Hill NSWI 47.12; 8. Shinji Morita JPN 47.98.

400 metres B Race 1. Tomas Coman IRL 46.31; 2. Declan Stack WAIS 47.88; 3. David Flowers VIC 47.97; 4. Tim Williams VIS 48.05; 5. Marty Duke VIC 49.77.

800 metres A Race 1. Kris McCarthy VIS 1:47.36; 2. Mark Rodgers NZL 1:47.65; 3. Frederick Onyancha KEN 1:47.93; 4. Fraser Dowling NSW 1:49.32; 5. Stuart Bowden QLD 1:49.59; 6. Michael Jones VIC 1:50.24; 7. Jason Lobo GBR 1:50.83; 8. Malcolm Muir QLD 1:51.06; Sammy Langat KEN DNF.

800 metres B Race 1. Garth Silva QLD 1:51.74; 2. Mark Cornish VIC 1:51.90; 3. Matthew Griffin VIC 1:52.12; 4. Andrew Krummins VIC 1:52.64; 5. Tom Crowley VIC 1:52.72; 6. Neil Brennan VIC 1:52.73; 7. Johl Storey NSW 1:53.14; 8. Mitchell Kealey QLD 1:53.28; 9. Philo Saunders VIC 1:53.95; 10. Phil Noden VIC 1:54.93; Todd Andrews VIC DNF.

John Landy Mile 1. William Chirchir KEN 3:54.04; 2. Craig Mottram VIS 3:54.65; 3. David Chemweno KEN 3:56.60; 4. Michael Power VIS 3:58.88; 5. Youcef Abdi NSWI 3:59.57; 6. Hamish Christensen NZL 4:00.26; 7. Simon Maunder NZL 4:00.41; 8. Clinton Mackevicius AIS 4:00.42; 9. David Byrne NSWI 4:00.66; 10. Edwin Maranga KEN 4:01.29; 11. Andrew Walker IRL 4:01.44; 12. Lachlan Chisholm NSW 4:03.15; 13. Paul Fenn ACT 4:03.49; 14. Michael Hane SA 4:07.78; 15. Andrew O'Neill NSW 4:15.12; Frederick Onyancha KEN DNF; Justin Rinaldi VIC DNF.

5000 metres 1. James Getanda KEN 13:23.59; 2. Raymond Yator KEN 13:30.02; 3. John Henwood NZL 13:30.59; 4. Lee Troop VIS 13:38.97; 5. David Kiplak KEN 13:42.71; 6. Brett Cartwright SA 13:47.47; 7. Nigel Adkin VIC 13:49.79; 8. Blair Martin NZL 13:50.20; 9. Sisay Bezabeh AIS 13:51.68; 10. Kim Gillard NSWI 14:02.71; 11. Sean Quilty VIS 14:03.06; 12. Tom Mayo GBR 14:03.20; 13. Alastair Snowden NZL 14:04.55; 14. Rod De Highden VIS 14:04.97; 15. Craig Semple VIC 14:04.99; 16. Phil Sly VIC 14:06.97; 17. Trent Harlow ACT 14:08.06; 18. Ryan Taylor ACT 14:11.47; 19. Julian Dwyer VIC 14:12.51; 20. Linton Gloster VIC 14:13.15; 21. Shawn Forrest VIS 14:13.86; 22. Grant Schmidlechner VIC 14:22.74; 23. Paul Imhoff ACT 14:23.70; 24. Luke Taylor NSWI 14:43.56; Edwin Maranga KEN DNF; Stephen Cheronon KEN DNF; Mark Fountain VIC DNF.

110m Hurdles w:-2.6: 1. Kyle Vander Kuyp AIS 14.07; 2. Stuart Anderson QLD 14.33; 3. Nfa Forster-Jones VIC 14.44; 4. Gregory Eyears NSWI 14.64; 5. Ryan Purcell WA 14.85; 6. Chris Ingram QLD 14.88; 7. Ashley Mahoney QLD 15.02; 8. Aaron Petersen VIC 15.43; 9. Brad Krawczyk VIC 16.08.

400m Hurdles 1. Rohan Robinson AIS 50.19; 2. Blair Young QAS 50.25; 3. Nicholas O'Brien NZL 50.66; 4. Christopher Carroll AIS 51.22; 5. Peter Bate VIC 52.04; 6. Brendan Cole VIC 52.81; 7. Matt Beckenham AIS 52.89; 8. Peter Ladd VIC 53.64.

High Jump 1. Nick Moroney NSWI 2.20m; 2. Jarrad Pozzi WAIS 2.13m; 3. James Watson NSWI 2.10m; 4. Mark Taylor NSW 2.05m; 4. Thomas Donovan VIS 2.05m.

Pole Vault 1. Dmitri Markov WAIS 5.50m; 2. Paul Burgess WAIS 5.40m; 3. Viktor Chistiakov SASI 5.20m; 4. Steven Hooker VIS 5.00m; 5. David Jacobs VIC 4.80m; Adam Steinhardt VIC NH.

Long Jump 1. Peter Burge NSWI 7.92m w:0.6; 2. Nabil Adamou VIC 7.78m w:1.1; 3. Andrew Curtis QLD 7.47m w:0.7; 4. Leigh Stuart VIC 7.45m w:0.8; 5. Aaron Langdon NZL 7.29m w:0.9; 6. John Thornell NSW 7.28m w:1.7; 7. Matthew Woodruff VIC 7.19m w:0.9; 8. Kevin Beames VIC 7.18m w:1.2.

Shot Put 1. Pavel Pankuch SVK 19.11m; 2. Justin Anlezark QAS 18.40m; 3. Aaron Neighbour VIC 17.97m; 4. Scott Martin VIS 17.83m; 5. Rhys Jones QLD 17.82m; 6. John Minns VIC 17.31m; 7. John Meszaros VIC 15.03m.

Hammer 1. Stuart Rendell ACT 76.15m; 2. Aaron Fish QAS 68.08m; 3. Justin McDonald TAS 64.34m; 4. Michael Gusbeth VIS 61.55m; 5. Fernando Canepa VIC 58.32m; 6. Tim Driesen VIS 57.78m; 7. Justin Puopolo VIC 49.23m.

Javelin 1. Adrian Hatcher NSWI 73.92m; 2. Oliver Dziubak WA 72.37m; 3. William Hamlyn-Harris NSW 71.68m; 4. Nick Bennett NSW 64.14m; 5. Graham Hicks TIS 63.09m; 6. David McCaffrey VIC 59.68m.

Men & Women 800 metres Wheelchair 1. Frederic Periac FRA 1:46.92; 2. Paul Nunnari NSWI 1:48.15; 3. Louise Sauvage NSWI 1:48.83; 4. Richard Nicholson ACT 1:52.16; 5. Richard Coleman VIC 1:55.09.

TELSTRA ATHLETICS GRAND PRIX – PERTH PERRY LAKES STADIUM – 4TH MARCH 2001

Women

100 metres Heat 1 w:-1.0: 1. Sharon Cripps QAS 11.98; 2. Alicia Spencer NSWI 12.33; 3. Kylie Wheeler WAIS 12.45; 4. Rachael Carr WA 12.86; 5. Cheryl Anne McCann WA 13.00; 6. Lisa Hughes WA 13.12; 7. Clare Goodin WA 13.37. **Heat 2** w:0.0: 1. Kylie Bent WA 12.16; 2. Michelle O'Grady NSW 12.19; 3. Shermin Oksuz WAIS 12.23; 4. Ebony Cope WA 12.35; 5. Fleur Eccles WA 12.58; 6. Katy Jackson WA 12.69; 7. Katherine Hancock WA 12.76. **Final** w:3.2: 1. Sharon Cripps QAS 11.59; 2. Alicia Spencer NSWI 11.75; 3. Kylie Bent WA 11.85; 4. Shermin Oksuz WAIS 11.93; 5. Kylie Wheeler WAIS 12.06; 6. Michelle O'Grady NSW 12.22; 7. Katy Jackson WA 12.50.

400 metres 1. Katerina Dressler VIS 53.63; 2. Renee Robson VIC 54.13; 3. Katherine Hancock WA 56.91; 4. Fleur Eccles WA 57.87; 5. Ebony Cope WA 59.15; 6. Lisa Hughes WA 59.58.

800 metres 1. Heidi Riordan VIC 2:06.14; 2. Rikke Ronholt DEN 2:07.01; 3. Kate Myers VIC 2:10.66; 4. Leissa Pegrum WA 2:15.73; 5. Aleisha Anderson WA 2:19.59; 6. Katy McNeill WA 2:19.78; 7. Clare Goodin WA 2:29.97; 8. Lynsey Gee WA 2:37.36.

1500 metres 1. Gemma Christie WA 5:10.90; 2. Madelaine Thompson WA 5:19.40; 3. Lauren Gardiner WA 5:29.31.

100m Hurdles w:3.5: 1. Jacquie Munro NSWI 13.28; 2. Georgina Power VIS 13.62; 3. Kylie Wheeler WAIS 14.13; 4. Simone Carre WA 15.76; 5. Rosie Farrell WA 16.32.

400m Hurdles 1. Sonia Brito VIC 57.33; 2. Stephanie Price NSWI 58.67; 3. Kimberley Crow VIC 59.57; 4. Jessica Stingemore WA 65.10; 5. Toni Phillips WA 68.75; 6. Rosie Farrell WA 70.20; Cheryl Anne McCann WA DNF.

High Jump 1. Kerry Gorski WA 1.75m; 2. Kylie Wheeler WAIS 1.75m; 3. Leah Alexander VIS 1.70m.

Pole Vault 1. Tatiana Grigorieva SASI 4.30m; 2. Kym Howe WAIS 4.20m; 3. Rachael Dacy VIC 3.80m; 4. Erryn Boxall WA 3.60m.

Long Jump 1. Shermin Oksuz WAIS 6.41m w:1.3; 2. Sharon Sutherland WA 5.99m w:4.1; 3. Crystal Cragan WA 5.64m w:2.6; 4. Lisa Hughes WA 5.26m w:3.0.

Triple Jump 1. Nicole Mladenis WAIS 13.25m w:1.0; 2. Gillian Ting NSW 12.94m w:1.0; 3. Sarah Sydney QLD 12.37m w:1.2; 4. Simone Carre WA 11.92m w:2.1; 5. Crystal Cragan WA 11.87m w:2.7; 6. Sakura Motomura WA 11.22m w:2.0.

Hammer 1. Bronwyn Eagles NSWI 68.37m; 2. Tasha Williams NZL 64.58m; 3. Karyne Dimarco NSWI 63.10m; 4. Brooke Krueger SASI 58.09m; 5. Byrony Glass WAIS 54.31m; 6. Belinda Maher WA 45.96m.

Men

100 metres Heat 1 w:-0.5: 1. Kenny Brokenburr USA 10.50; 2. Paul Di Bella QAS 10.71; 3. Adam Basil AIS 10.74; 4. Steve Gibbs WA 11.00; 5. Tarn Brereton WA 11.07; 6. Brett Eaton WA 11.09; 7. Erik Surjan WA 11.12; 8. Andrew Storer WA 11.76; 9. Michael Day WA 11.97. **Heat 2** w:1.5: 1. Matt Shirvington NSWI 10.46; 2. Troy Davies NSW 10.56; 3. David Baxter VIS 10.65; 4. Nigel Biggs WAIS 10.68; 5. Rodney Buchanan CU 10.73; 6. Warwick Cregan WA 10.97; 7. Robert Colling WA 11.02; 8. Darren Rogers CU 11.40; 9. Philip Georgiou WA 11.41; 9. Kane Watson WA 11.41. **Final** w:1.9: 1. Matt Shirvington NSWI 10.11; 2. Kenny Brokenburr USA 10.13; 3. Paul Di Bella QAS 10.29; 4. David Baxter VIS 10.37; 5. Troy Davies NSW 10.42; 6. Adam Basil AIS 10.44; 7. Nigel Biggs WAIS 10.44; 8. Rodney Buchanan CU 10.56.

400 metres 1. Daniel Batman NSWI 46.27; 2. Shinji Morita JPN 47.57; 3. Travis Jenkins WAIS 47.79; 4. Mark Sonic WA 50.29; 5. mark Blatchford WA 50.68.

800 metres 1. Kris McCarthy VIS 1:46.73; 2. Mark Rodgers NZL 1:47.49; 3. Frederick Onyancha KEN 1:48.28; 4. Fraser Dowling NSW 1:49.67; 5. Andrew Walker IRL 1:50.16; 6. Jason Lobo GBR 1:50.93; 7. Stephen Stingemore WA 1:54.80; 8. Hamish Christensen NZL 1:55.18; 9. Mark Dascanio WA 1:56.74; Brett Dayman WA DNF.

3000 metres 1. Todd Ingraham WA 8:40.43; 2. Paul Mitchell WA 8:46.20; 3. Nick Fragomeni WA 8:58.92; 4. Adam Donegan WA 9:09.97; 5. Lee Buchan WA 9:17.19; 6. Nathan Doig WA 9:26.38; 7. Luke Wheeler WA 9:26.42; 8. Michael Chandler WA 9:27.25; 9. Simon Coxhead WA 9:52.39; 10. Stephen Snowdon WA 10:53.09.

110m Hurdles w:3.1: 1. Kyle Vander Kuyp AIS 13.57; 2. Stuart Anderson QLD 14.14; 3. Nfa Forster-Jones VIC 14.20; 4. Gregory Eyears NSWI 14.29; 5. Ryan Purcell WA 14.57; 6. Matthew McDowell WA 15.74.

400m Hurdles 1. Rohan Robinson AIS 50.26; 2. Blair Young QAS 50.40; 3. Christopher Carroll AIS 51.67; 4. Brendan Cole VIC 52.82; 5. Michael Bogdanis WA 54.57; 6. Chris de Boer WA 55.75; 7. Andrew Stapleton WA 56.44.

High Jump 1. Nick Moroney NSWI 2.18m; 2. Dane Richter CU 2.05m; 3. Phillip Nelson WA 2.05m.

Pole Vault 1. Viktor Chistiakov SASI 5.65m; 2. Paul Burgess WAIS 5.60m; 3. Dmitri Markov WAIS 5.50m; 4. Steven Hooker VIS 5.00m.

Long Jump 1. Shane Hair CU 7.42m w:2.1; 2. Erik Surjan WA 7.19m w:4.6; 3. Graham Richards WA 7.07m w:1.8; 4. Nathan Pike WA 7.02m w:3.1; 5. Jacobs Surjan WA 6.99m w:4.7; 6. Richard Marian WA 6.98m w:3.2.

Triple Jump 1. Andrew Murphy NSWI 17.28m w:3.5; 2. Marat Safioulina RUS 16.53m w:4.4; 3. Michael Perry NSWI 15.87m w:1.6; 4. Joshua Ferguson QLD 15.77m w:3.1; 5. Vayios Koudoumakis WA 13.88m w:0.8.

Discus 1. Peter Elvy NSWI 56.78m; 2. Chris Gaviglio QLD 53.69m; 3. Scott Martin VIS 52.88m; 4. Randal Humich CU 44.10m; 5. Ian Dilley WA 40.97m.

Javelin 1. Adrian Hatcher NSWI 80.91m; 2. Andrew Hall WAIS 74.66m; 3. William Hamlyn-Harris NSWI 72.53m; 4. Oliver Dziubak WA 69.90m.

Men & Women 400 metres WCAL/Veteran 1. David Clive WA 49.55; 2. Campbell Till WA 50.37; 3. Roy Fearnall WA 50.58; 4. Mike Edwards WA 51.90; 5. Arnold Jenkins WA 52.61; 6. Norm Richards WA 52.66; 7. Duncan McAuley WA 52.75; 8. Greg Vandersanden WA 52.77; 9. Peggy MACLIVER WA 52.98; 10. Lynne Choate WA 53.43; 11. Bob Schickert WA 53.60; 12. David Carr WA 54.15; 13. Allan Deans WA 54.21; 14. Mike O'Reilly WA 54.33.

Men & Women 400 metres Wheelchair 1. Kim Robins WA 63.06; 2. Nicholas Peters WA 63.09; 3. Nicholas Radovich WA 65.86; 4. Bryan Stitfall WA 66.62; 5. Brett Nicholson WA 67.56.

Men & Women 3000m Walk 1. Clay Foster WA 13:55.10; 2. Sara Jane Cattermole WA 14:16.02; 3. Lyn Ventris WA 14:19.75; 4. Chris Bone NSW 14:32.14; 5. Daniel Lowe WA 14:57.70; 6. Robin King WA 15:48.06; 7. Geneva Cross WA 16:37.78; 8. Lauren McGrath WA 17:03.62.

TELSTRA ATHLETICS GRAND PRIX – HOBART DOMAIN ATHLETIC CENTRE – 11TH MARCH 2001

Women

100 metres w:1.9: 1. Lauren Hewitt VIS 11.41; 2. Chantal Brunner NZL 11.73; 3. Emma DE Bomford TAS 11.82; 4. Katerina Dressler VIS 11.98; 5. Alicia Spencer NSW 12.03; 6. Kate Pedley TAS 12.14; 7. Morgan Whiley TAS 12.28; 8. Olivia Mills TAS 12.93.

200 metres w:-0.3: 1. Lauren Hewitt VIS 23.63; 2. Nova Peris-Kneebone NTIS 23.91; 3. Katerina Dressler VIS 24.14; 4. Emma DE Bomford TAS 24.80; 5. Alicia Spencer NSW 25.05; 6. Kate Pedley TAS 25.09; 7. Morgan Whiley TAS 25.51; 8. Olivia Mills TAS 27.05.

1500 metres 1. Faith Macharia KEN 4:20.67; 2. Emily Morris NSW 4:22.17; 3. Lisa Corrigan NSW 4:31.16; 4. Emily Bell TAS 4:31.38; 5. Kate Chettle TAS 4:40.10.

5000 metres Australian Championship 1. Liz Miller NSW 15:52.66; 2. Samukeliso Moyo ZIM 16:04.17; 3. Anna Thompson TAS 16:08.36; 4. Haley McGregor VIC 16:38.16; 5. Tania-Saree Warrick VIC 17:36.24.

100m Hurdles w:-0.5: 1. Jacquie Munro NSW 13.55; 2. Debbi Edwards NSW 13.67; 3. Georgina Power VIS 13.84; 4. Megan Perkins TAS 15.43 76cm; 5. Vanessa Green TAS 16.37 76cm.

400m Hurdles 1. Jana Pittman NSW 57.39; 2. Stephanie Price NSW 59.54; 3. Kate Huxtable NSW 63.30; 4. Katie Nicholson TAS 64.55.

High Jump 1. Petrina Price NSW 1.85m; 2. Jane Jamieson NSW 1.85m; 3. Mandy Heath SAS 1.75m; 4. Melanie Street TAS 1.70m.

Long Jump 1. Chantal Brunner NZL 6.41m w:1.2; 2. Bronwyn Thompson QAS 6.12m w:0.8; 3. Megan Perkins TAS 5.33m w:2.3; 4. Sarah Yates TAS 5.03m w:2.8; 5. Melinda Itchins TAS 4.84m w:1.6.

Triple Jump 1. Nicole Mladenis WAIS 13.45m w:0.2; 2. Kelera Nacewa NZL 12.93m w:1.2; 3. Megan Perkins TAS 11.14m w:-0.5; 4. Melinda Itchins TAS 9.57m w:-0.8.

Hammer 1. Bronwyn Eagles NSW 68.83m; 2. Karyne Dimarco NSW 63.07m; 3. Lisa Kirsch TAS 37.95m; 4. Anita Millington TAS 37.03m.

Javelin 1. Hayley Wilson NZL 47.69m; 2. Jane Jamieson NSW 45.89m; 3. Mandy Heath SAS 41.60m.

Men

100 metres w:4.0: 1. Kenny Brokenburr USA 10.31; 2. Adam Basil AIS 10.38; 3. David Baxter VIS 10.42; 4. Scott Richardson NSW 10.58; 5. Scott Wells TAS 10.92; 6. Mark Nichols TAS 10.94; 7. Lewis Powell TAS 11.30.

200 metres w:0.5: 1. Mathew Coad NZL 21.19; 2. David Baxter VIS 21.56; 3. Scott Richardson NSW 21.95; 4. Mark Nichols TAS 22.52; 5. Clint Gadsden TAS 23.22; 6. Stephen Rae TAS 23.61.

400 metres 1. Daniel Batman NSW 46.10; 2. Paul Pearce VIC 46.23; 3. Clinton Hill NSW 46.64; 4. Mark Moresi NSW 46.83; 5. Mark Ormrod SAS 46.85; 6. Sam Jeffrey TAS 48.20; 7. Ed Ohalloran TAS 48.40; 8. Duncan Jones TAS 49.79.

800 metres 1. William Chirchir KEN 1:46.55; 2. Kris McCarthy VIS 1:46.92; 3. Frederick Onyancha KEN 1:49.80; 4. Michael Barwick NSW 1:50.48; 5. Aaron Jones TAS 1:50.82; 6. Simon Kelleher TAS 1:53.39; Sammy Langat KEN DNF.

Men 5000 metres Australian Championship 1. James Getanda KEN 13:29.53; 2. Michael Power VIS 13:30.50; 3. Nigel Adkin VIC 13:44.86; 4. Brett Cartwright SA 13:47.43; 5. David Kiplak KEN 14:08.40; 6. Sean Quilty VIS 14:10.64; 7. Grant Schmidlechner VIC 14:13.88; 8. Kim Gillard NSW 14:16.07; 9. Rod De Highden VIS 14:17.30; 10. Scott Westcott NSW 14:38.29; 11. David Ruscheena VIC 14:44.64; Edwin Maranga KEN DNF.

110m Hurdles w:0.0: 1. Kyle Vander Kuyp AIS 13.95; 2. Stuart Anderson QLD 14.07; 3. Tony Pownall NZL 14.85; 4. Matt Rickards TAS 16.19; 5. David Otoole TAS 16.42; 6. Ashley Howlett TAS 16.51.

3000m Steeple 1. Stephen Cherono KEN 8:21.94; 2. Raymond Yator KEN 8:30.32; 3. Ryan Taylor ACT 8:50.27; 4. Lachlan McArthur VIC 8:51.49; 5. Stephen McMahon VIC 9:06.28; 6. Shane Thiele SA 9:17.50; David Chemweno KEN DNF.

High Jump 1. Jarrad Pozzi WAIS 2.14m; 2. Nick Moroney NSW 2.10m; 3. Garth MacDonald TAS 1.98m; 4. Jarratt Horton TAS 1.95m; 5. David Otoole TAS 1.95m; 6. Stephen Youd TAS 1.90m.

Long Jump 1. Phillip Bessell TAS 7.04m w:1.1; 2. Ashley Howlett TAS 6.71m w:1.4; 3. David Otoole TAS 6.31m w:1.4.

Triple Jump 1. Marat Safioulina RUS 15.83m w:2.0; 2. Michael Perry NSW 15.74m w:2.6; 3. Phillip Bessell TAS 14.23m w:1.9; 4. Sean Broadby TAS 13.38m w:0.7; 5. Matt Rickards TAS 12.47m w:0.9.

Shot Put 1. Aaron Neighbour VIC 18.69m; 2. Pavel Pankuch SVK 18.44m; 3. Justin Anlezark QAS 18.44m; 4. John Minns VIC 17.42m; 5. Rhys Jones QAS 17.00m; 6. Adam Pinkard TAS 13.79m; 7. Brett Hingston TAS 11.38m.

Hammer 1. Stuart Rendell ACT 75.38m; 2. Aaron Fish QAS 66.42m; 3. Justin McDonald TAS 62.82m; 4. Adam Pinkard TAS 41.54m.

Javelin 1. Adrian Hatcher NSWI 80.20m; 2. Andrew Currey NSWI 78.23m; 3. William Hamlyn-Harris NSWI 74.08m; 4. Ashley Howlett TAS 63.51m; 5. Stephen Youd TAS 57.61m.

Men & Women 200 metres Veteran w:1.8: 1. John Ingram TAS 25.62; 2. Alan Coleman TAS 25.72; 3. Eric Lockett TAS 25.72; 4. Phillip Causon TAS 25.80; 5. John Clements TAS 25.82; 6. Michael Stevenson TAS 26.26.

Men & Women 1 Mile Handicap 1. Thomas Austen ES 5:54.84; 2. Ben Curry NS 6:01.22; 3. Grant Page TAS 6:06.18; 4. David LeSaye ALT 6:10.68; 5. Craig Burgess TAS 6:26.72; 6. David Rae TAS 6:26.74; 7. David Cresswell VETS 6:31.92; 8. Katherine Sutherland NS 6:43.90; 9. Tim Paige TAS 6:45.04.

Men & Women 1500m Walk 1. Christian Gerlach OVA 9:36.30; 2. Bernadette Gordon OVA 9:40.10; 3. Leisel Metz VETS 9:43.02; 4. Aaron Humphry ES 9:52.95; 5. Patrick Lyden SB 10:12.17; 6. Simon Wass ES 10:28.10.

TELSTRA ZATOPEK CLASSIC – MELBOURNE OLYMPIC PARK – 6TH DECEMBER 2001

Women

800 metres 1. Adrienne Mclvor QLD 2:07.74; 2. Libby Allen VIC 2:09.28; 3. Kerri Jorgensen VIC 2:09.89; 4. Kate McMaster NSW 2:10.39; 5. Narelle Bardsley VIC 2:12.32; 6. Sonia Brito VIC 2:13.34; 7. Eliza Eddy VIC 2:14.47; 8. Leissa Pengrum WA 2:14.70.

1500 metres 1. Benita Willis ACT 4:10.98; 2. Suzy Walsham NSW 4:14.18; 3. Sarah Jamieson VIC 4:19.72; 4. Emily Morris NSW 4:20.42; 5. Simone Braakhuis VIC 4:30.54.

3000 metres U20 1. Melissa Rollison QLD 9:03.64; 2. Georgina Clarke VIC 9:09.46; 3. Eloise Poppett NSW 9:34.44; 4. Victoria Mitchell VIC 9:40.07; 5. Ruth McDonald QLD 9:45.81; 6. Alethe West NSW 9:53.77; 7. Kandy Grant ACT 9:54.14; 8. Lauren Crowe VIC 10:16.31; 9. Jessica de Bruin VIC 10:41.51; 10. Rebecca Koziem SA 11:02.13.

10000 metres 1. Susie Power VIC 31:26.34; 2. Kerryn McCann NSW 33:06.28; 3. Natalie Harvey VIC 33:23.56; 4. Sarah Christie NZL 33:39.75; 5. Serena Gibbs VIC 34:05.90; 6. Jackie Gallagher QLD 34:11.51; 7. Melissa Moon NZL 34:18.40; 8. Isabella De Castella VIC 34:43.05; 9. Sherryn Rhodes VIC 35:05.89; 10. Belinda Martin NSW 35:08.88; 11. Lee-Ann Turner SA 35:51.39; 12. Tania-Saree Warrick VIC 36:03.14; 13. Claudine Smythe QLD 36:04.44; 14. Susan Clark VIC 36:14.39; 15. Helen Tolhurst QLD 36:15.79; 16. Kate Seibold VIC 36:40.40; 17. Margaret Allan ACT 37:43.74; 18. Jenny Truscott NSW 37:50.54; 19. Carmel Papworth VIC 38:07.86; Benita Willis ACT DNF.

Men

800 metres 1. Marcus Katter QLD 1:52.48; 2. Frazer Dowling NSW 1:52.49; 3. Malcom Muir QLD 1:52.72; 4. Andrew Krumins VIC 1:52.78; 5. Michael Jones VIC 1:52.81; 6. Tim Cherry VIC 1:53.62; 7. Neil Brennan VIC 1:54.02; 8. Matthew Griffin VIC 1:54.72; 9. Garth Silva QLD 1:55.19.

1500 metres 1. Lachlan Chisholm NSW 3:46.11; 2. Stuart Lyall VIC 3:46.48; 3. Paul Fenn VIC 3:46.59; 4. Jay Bourke VIC 3:46.91; 5. Mark Gorski VIC 3:48.73; 6. Grant Schmidlechner VIC 3:49.00; 7. Mitchell Kealey QLD 3:50.50; 8. Michael Hane SA 3:52.18; 9. Philo Saunders VIC 3:52.32; 10. Andrew O'Neill NSW 3:52.64; 11. David Ruschena VIC 3:53.70; 12. Corey Tucker ACT 3:53.92; 13. Craig Pease QLD 3:55.89.

3000 metres U20 1. Mark Fountain VIC 8:17.72; 2. Brad Dyson TAS 8:18.36; 3. Shawn Forrest VIC 8:19.55; 4. Clint Perrett VIC 8:23.71; 5. Trent Wallace VIC 8:25.55; 6. Collis Birmingham VIC 8:33.29; 7. Richard Jeremiah VIC 8:35.33; 8. Adam Bishop SA 8:36.71; 9. Michael Shelley QLD 8:39.32; 10. Grant Page TAS 8:42.29; 11. Dale Engler SA 8:49.74; 12. Andrew Harding VIC 8:50.89; 13. Simon Taylor VIC 8:50.98; 14. Matt Szczepaniak VIC 8:54.77; 15. Jarem Quick VIC 8:54.97; 16. Sam Hassett VIC 8:57.05; 17. Daniel Matena SA 8:59.33; 18. Marc Freedman NSW 9:02.24; 19. Eric Walsh QLD 9:03.49.

10000 metres 1. Craig Mottram VIC 28:19.26; 2. Blair Martin NSW 28:27.23; 3. Sisay Bezabeh ACT 28:38.78; 4. Brett Cartwright SA 28:42.10; 5. Kim Gillard NSW 28:48.53; 6. Mark Thompson VIC 28:48.57; 7. Shane Nankervis VIC 29:12.75; 8. Julian Dwyer VIC 29:22.30; 9. Rees Buck NZL 29:28.30; 10. Daniel Green NSW 29:29.63; 11. Alastair Snowden NZL 29:35.23; 12. Michael Chettle TAS 29:46.37; 13. Daniel Quin VIC 29:49.12; 14. Ryan Cox SA 29:49.68; 15. Craig Semple VIC 29:52.33; 16. Barry Keen NSW 30:09.00; 17. Magnus Michelson VIC 30:10.31; 18. Tyler Coady VIC 30:12.71; 19. Adam Leane ACT 30:32.61; 20. Linton Gloster VIC 30:38.23; 21. Russell Stokes NSW 30:40.76; 22. Russell Dessaiy-Chin NSW 31:18.59; Chad Roberts NSW DNF; Roderic De Highden VIC DNF; Simon Field VIC DNF.

400m Hurdles 1. Darryl Wohlsen QLD 52.59; 2. Peter Bate VIC 53.18; 3. Peter Ladd VIC 55.04.

3000m Steeple 1. Peter Nowill QLD 8:33.48; 2. Martin Dent ACT 8:36.33; 3. Mark Tucker VIC 9:06.13; 4. Scott McTaggart ACT 9:07.39; 5. Shane Thiele SA 9:38.38.

AUSTRALIAN CHAMPIONSHIPS 2001 ROAD, WALKS, CROSS COUNTRY

AUSTRALIAN 100KM ROAD CHAMPIONSHIPS Canberra, Australian Capital Territory – 17th February 2001

Women 1. Rosemary Johnson WA 11:13:47.

Men 1. Adam Barron QLD 8:57:08; 2. Kelvin Marshall VIC 9:05:30; 3. Bjorn Dybdahl WA 9:10:43; 4. Ian Twite 9:17:31; 5. Robert Zwierlin VIC 9:26:04; 6. Robert Hybler CZE 9:45:20; 7. Gary Rolfe 9:49:56; 8. Bruce Salisbury 9:55:14; 9. Chris Gamble ACT 11:35:40; 10. Alan Staples NSW 11:39:03; 11. Adam Forsdyke 11:48:25; 12. Andrew Watt ACT 11:50:01; 13. Paul Mahony 12:27:20; 14. Robin Whyte NSW 13:28:14; 15. Lachlan Wilkinson ACT 14:23:11; 16. Chris Solarz 15:38:20; Ben Darlington DNF; Nick Drayton NSW DNF; Robert Embleton VIC DNF; Lawrence Meade DNF.

AUSTRALIAN MOUNTAIN RUNNING CHAMPIONSHIPS Camp Mountain, Brisbane, Queensland – 19th May 2001

Women Open 7.5km 1. Judith May ACT 32:50; 2. Glenda Banaghan QLD 34:28; 3. Helen Tolhurst QLD 34:31; 4. Louise Fairfax TAS 35:20; 5. Teresa Collins QLD 36:34; 6. Rowena Brown QLD 38:38; 7. Meryll Fletcher QLD 39:27; 8. Kirsten Fairfax TAS 42:33; 9. Lyn Lewis QLD 43:10; 10. Chris Kelsey QLD 44:35; 11. Julie Quinlan QLD 47:10; 12. Monica Mugeridge QLD 48:58; 13. Liz Atkin QLD 50:01; 14. Stephanie Bunting QLD 50:18; 15. Tracey James QLD 50:29.

Men Open 11.5km 1. Paul Crake ACT 43:10; 2. Ross Hudson NSW 43:14; 3. Don Wallace QLD 43:47; 4. Bruce Jones QLD 46:44; 5. David Kilham ACT 46:47; 6. Mathew Kaluder NSW 46:56; 7. Ron Peters QLD 47:02; 8. Tim Sawkins ACT 47:29; 9. Scott Winner USA 47:30; 10. Simon Phillips TAS 49:02; 11. Peter Brown NSW 49:45; 12. Peter Herzig QLD 49:51; 13. Trevor Jacobs ACT 50:55; 14. Andrew Smallwood NSW 51:20; 15. Darren Morley QLD 51:40; 16. Barney Graham QLD 51:57; 17. Bill White QLD 52:00; 18. Geoff Stalker NSW 55:33; 19. Stuart Morrison QLD 57:28; 20. Colin Colthorpe QLD 58:39; 21. Stephen Lucas QLD 1:02:59; 22. Tim Dalzell QLD 1:08:42; 23. Peter Wilson QLD 1:17:09; 24. Beau Tully QLD 1:19:03; 25. Frank McCready QLD 1:22:44; 26. Andreas Schlichting QLD 1:26:53; 27. Paul Chippendale QLD 1:32:15; Clint Bignold QLD DNF; Duncan Henderson QLD DNF; Bruce Hogg QLD DNF; Roger Tanti QLD DNF.

Teams 1. QLD 14 points (Don Wallace, Bruce Jones, Ron Peters); 2. ACT 14 points (Paul Crake, David Kilham, Tim Sawkins); 3. NSW 27 points (Ross Hudson, Peter Brown, Andrew Smallwood).

Men Under 20 7.5km 1. Jon Peters QLD 30:26; 2. Daniel Nunan QLD 31:31; 3. Grant Coleman QLD 32:33.

AUSTRALIAN HALF MARATHON CHAMPIONSHIPS Noosa, Queensland – 26th August 2001

Women 1. Samantha Hughes QLD 1:15:12; 2. Elizabeth Miller NSW 1:17:26; 3. Claudine Smyth QLD 1:19:04; 4. Helen Tolhurst QLD 1:20:57; 5. Janine Reid QLD 1:21:41; 6. Janelle Burgmann NSW 1:21:46; 7. Jenny Truscott NSW 1:22:38; 8. Tomoko Kiyama-Bains QLD 1:23:13; 9. Cindy King-Williams NSW 1:24:07; 10. Lisa Barton QLD 1:24:09; 11. Alexis Gillham QLD 1:24:54; 12. Teresa Collins QLD 1:25:23; 13. Linda Tuckerman ACT 1:25:23; 14. Kelly Armstrong ACT 1:25:45; 15. Christine Pauling ACT 1:29:39; 16. Melinda Bourke QLD 1:29:52; 17. Kim Grylls QLD 1:31:05; 18. Vivienne Von Rausch QLD 1:32:01; 19. Martine Crockett QLD 1:32:59; 20. Michelle Mitford NSW 1:33:01; 21. Betty Menzies QLD 1:36:36; 22. Theresa Fabian QLD 1:37:40; 23. Gwenda Brokenshire NSW 1:38:22; 24. Janine Bishop QLD 1:38:55; 25. Jane Van der Weide QLD 1:39:35; 26. Jyotsna Pai NSW 1:40:26; 27. Sandra Brett QLD 1:40:49; 28. Bronwyn Hamilton QLD 1:42:00; 29. Barbara Williams QLD 1:42:57; 30. Joan Darlington QLD 1:43:37; 31. Aileene Markham QLD 1:46:31; 32. Sonia Green NSW 1:49:22; 33. Sue McCormick QLD 1:49:25; 34. Tracey James QLD 1:49:39; 35. Catherine Henderson QLD 1:56:34; 36. Ebony Rochford QLD 1:56:47; 37. Philippa Scott NSW 1:59:33; 38. Cathy Baird QLD 2:00:17; 39. Emma Rowe QLD 2:01:36; 40. Glenda Spehr NSW 2:06:33; 41. Leonie Thompson QLD 2:11:15.

Teams 1. QLD 8 points (Samantha Hughes, Claudine Smyth, Helen Tolhurst); 2. NSW 13 points (Elizabeth Miller, Janelle Burgmann, Jenny Truscott); 3. ACT 24 points (Linda Tuckerman, Kelly Armstrong, Christine Pauling).

Men 1. Darren Wilson ACT 1:03:12; 2. Craig Semple VIC 1:05:34; 3. Nicholas Cope NSW 1:06:01; 4. Ryan Cox SA 1:06:09; 5. Martin Dent NSW 1:06:31; 6. James Barker NSW 1:06:34; 7. Chad Roberts NSW 1:06:58; 8. Barry Keem NSW 1:07:30; 9. Bradley Smith QLD 1:08:16; 10. Dennis Fitzgerald QLD 1:10:07; 11. David Osmond ACT 1:10:24; 12. Don Wallace QLD 1:10:36; 13. Paul Woodhouse QLD 1:10:50; 14. Ron Peters QLD 1:11:05; 15. Dean Degan NSW 1:11:58; 16. Peter O'Sullivan QLD 1:13:21; 17. Phillip McClure QLD 1:13:41; 18. Adam Jordan NSW 1:14:25; 19. Rob Deen QLD 1:14:30; 20. Nigel Nixon NSW 1:14:44; 21. Geoff Holloway QLD 1:14:58; 22. Gary Hannaford QLD 1:16:45; 23. Wayne Corlis ACT 1:18:00; 24. Anthony Buxton QLD 1:18:46; 25. Barney Graham QLD 1:18:52; 26. Andrew Douglas QLD 1:19:20; 27. Guy Griffin NSW 1:19:37; 28. Mark Taylor QLD 1:21:02; 29. Gary Zupan QLD 1:21:26; 30. Greg Hickey NSW 1:21:36; 31. Michael Jackson QLD 1:21:40; 32. David Poad QLD 1:22:00; 33. Scott Imhoff ACT 1:22:21; 34. Peter Rourke QLD 1:22:44; 35. Mark Carmody NSW 1:23:04; 36. John Pearson QLD 1:23:08; 37. Ronald Aitken QLD 1:23:10; 38. Gary Myers QLD 1:23:25; 39. Frank Kresse ACT 1:23:28; 40. David Beverley QLD 1:24:16; 41. Stuart Doyle ACT 1:24:54; 42. Denis O'Connor QLD 1:26:40; 43. Justin Jelenkovic QLD 1:26:50; 44. Jim Brokenshire NSW 1:28:25; 45. Paul Fleuren QLD 1:28:54; 46. Len Don QLD 1:31:22; 47. Tom O'Keefe QLD 1:32:43; 48. Peter Spehr NSW 1:33:00; 49. Andrew Leggett QLD 1:33:46; 50. Duane Ireland QLD 1:33:59.

Teams 1. NSW 9 points (Nicholas Cope, Martin Dent, James Barker); 2. ACT 17 points (Darren Wilson, David Osmond, Wayne Corlis); 3. QLD 19 points (Bradley Smith, Dennis Fitzgerald, Don Wallace).

AUSTRALIAN MARATHON CHAMPIONSHIPS

Sydney, New South Wales – 28th October 2001

[Top 50 finishers, medal winners identified]

Women Krishna Stanton QLD 2:38:11; 1. Sarah Mycroft NSW 2:56:27; 2. Melissa Bulloch NSW 2:59:20; Lisa Muir NSW 3:01:57; 3. Paula Crinnion NSW 3:06:05; Suzanne O'Brien NSW 3:08:40; Kerith Naylor NSW 3:09:41; Cindy King NSW 3:12:00; Bianca Van Woosik NSW 3:12:41; Lisa Barton QLD 3:14:50; Karen Ryan NSW 3:15:27; Michelle Beattie NSW 3:16:05; Natalie Mort NSW 3:16:50; Rosemary Roediger NSW 3:16:52; Rachel Ireland NSW 3:25:36; Jacquelyn Page TAS 3:28:40; Rebecca Jenner NSW 3:29:45; Nicole Foley NSW 3:29:58; Annie Binasis NSW 3:30:22; Susan Bateman NSW 3:32:10; Tracie Edmondson NSW 3:32:42; Liz Cleary NSW 3:33:43; Michelle Poy NSW 3:34:09; Marie Bleakley NSW 3:34:54; Cassandra Price NSW 3:36:24; Petra Behrens QLD 3:36:52; Jane Liggins NSW 3:38:45; Lea Molina NSW 3:38:53; Stephanie Filchner NSW 3:39:30; Gaye Davies NSW 3:41:51; Michelle Phillips NSW 3:42:16; Sophia Young NSW 3:42:59; Fleur Jolley NSW 3:44:31; Jo Tebbutt NSW 3:45:29; Kym Bailey NSW 3:47:17; Laura Kelecyc NSW 3:47:40; Anne Maree Heaney NSW 3:47:52; Rebekah Lucas NSW 3:48:22; Sylvia Nichols NSW 3:48:26; Nicola Prendergast NSW 3:48:35; Libby Crisp NSW 3:48:47; Friederike Werner NSW 3:49:17; Joanna Cairns NSW 3:49:23; Jacky Woods QLD 3:49:43; Kristina Lundblad NSW 3:50:00; Glenda Burns NSW 3:51:03; Anne Masi NSW 3:51:05; Kate McLachlan NSW 3:51:46; Suzanne Eggins NSW 3:51:58; Sue Gawley NSW 3:52:14.

Men 1. Damon Harris NSW 2:25:49; 2. Mustapha Takieddine NSW 2:28:25; 3. Devic Borislav NSW 2:29:11; Mark Guy TAS 2:40:33; Adam Jordan NSW 2:41:12; Scott Armstrong NSW 2:42:42; Damien Angus VIC 2:43:28; Manu Sivaraj NSW 2:45:58; Steve Moneghetti VIC 2:46:02; Chris Richards NSW 2:47:32; Vincent Visseloup NSW 2:48:26; Jonathan Craig NSW 2:48:41; Lazhar Hamadi NSW 2:50:50; Sean Bruce VIC 2:50:55; Brett Urwin VIC 2:52:02; Joel Williams NSW 2:52:31; Darren Salmon NSW 2:53:07; Steve Cunningham NSW 2:53:54; Brad Hynard NSW 2:54:26; Andrew Crowhurst NSW 2:55:32; Jim Owens NSW 2:57:16; Brett Tilley QLD 2:58:00; Michael Weeks NSW 2:58:06; Jarrod Hudson NSW 2:58:16; Silvano Cadalt NSW 2:58:44; Pete Conway NSW 2:59:02; Jordan Cheney NSW 2:59:15; Mathias Rasch-Halvorsen NSW 2:59:17; Simon Sweetapple NSW 2:59:19; John Heasman NSW 2:59:38; Ian Jones VIC 2:59:56; Ron Eglinton QLD 2:59:59; Kevin Kragen NSW 3:00:32; Greg Byrne NSW 3:01:19; David Loader NSW 3:01:21; Jose Carvalho NSW 3:01:31; Aaron Richardson NSW 3:01:49; David Quayle ACT 3:02:04; Brian Radburn NSW 3:02:15; Ta Lee Chav NSW 3:02:24; Philip Price NSW 3:02:51; Brad Higgs NSW 3:03:20; Phil Giles NSW 3:03:36; Jean Henin NSW 3:03:44; Colin Jeftha NSW 3:03:52; David Vlotman NSW 3:03:55; Brett Parry NSW 3:04:40; Ray James NSW 3:05:12; Tony Green NSW 3:05:17; Mark Wilson NSW 3:05:17.

AUSTRALIAN 20KM ROAD WALKING CHAMPIONSHIPS

Davies Park, South Brisbane, Queensland – 23rd March 2001

Women 1. Kerry Saxby-Junna AIS (NSW) 1:34:58; 2. Simone Wolowiec VIS 1:41:51; 3. Natalie Saville NSW 1:44:36; 4. Wendy Muldoon VIC 1:47:14; 5. Tracy Rosengrave VIC 1:50:16; 6. Roisin Gleich VIC 2:03:56; 7. Judy Moller QLD 2:06:45; Carma Watson NZL DNF; Jane Saville AIS (NSW) DQ.

Teams 1. VIC 11 points (Simone Wolowiec, Wendy Muldoon, Tracy Rosengrave); NSW DQ.

Men 1. Nathan Deakes AIS 1:21:02; 2. Luke Adams NSW 1:26:31; 3. Duane Cousins VIS 1:31:17; 4. Dominic McGrath VIS 1:32:06; 5. John Morison NSW 1:34:30; 6. Andrew Jamieson VIC 1:40:31; 7. Andrew Ludwig QLD 1:44:49; 8. Warren Russell NSW 1:48:27; 9. Ignacio Jimenez QLD 1:49:15; 10. Peter Bennett QLD 1:50:36; 11. Nigel Amyes NZL 1:51:35; 12. Kurt Rose QLD 1:52:54; 13. Robert Osborne NSW 1:57:54; 14. Daniel Lowe WA 2:00:55; Robert Coleman QLD DQ; Troy Sundstrom NSW DQ; Liam Murphy AIS DQ.

Teams 1. VIC 14 points (Nathan Deakes, Duane Cousins, Dominic McGrath, Andrew Jamieson); 2. NSW 28 points (Luke Adams, John Morison, Warren Russell, Robert Osborne); 3. QLD 38 points (Andrew Ludwig, Ignacio Jimenez, Peter Bennett, Kurt Rose).

AUSTRALIAN MEN'S 50KM ROAD WALKING CHAMPIONSHIP

Albert Park, Melbourne, Victoria – 13th May 2001

Men 1. Liam Murphy SA 3:54:37; 2. Darren Bown SA 3:55:05; 3. Duane Cousins VIC 3:59:25; 4. Dominic McGrath VIC 4:01:53; Craig Barrett NZL DQ.

AUSTRALIAN MEN'S UNDER 20 10KM ROAD WALKING CHAMPIONSHIP

Weston Park, Yarralumla, Australian Capital Territory – 10th June 2001

Men 1. Jared Tallent VIC 43:53; 2. Aaron Mellor NSW 47:40; 3. Kim Mottram SA 47:44; 4. Travis Middlemiss VIC 50:37; 5. Kevin Lacey QLD 52:22; 6. Jamie Barnes VIC 57:15; Adam Barnes VIC DNF; Douglas Connolly NSW DNF.

AUSTRALIAN ROAD WALKING CHAMPIONSHIPS

Hobart, Tasmania – 2nd September 2001

Women Open 10km 1. Lynette Ventris WA 48:11; 2. Tracy Rosengrave VIC 49:38; 3. Wendy Muldoon VIC 51:36; 4. Justijana Tonti Filippini VIC 58:44; 5. Roisin Gleich VIC 1:01:37; 6. Elizabeth Leitch TAS 1:02:27; 7. Jean Albury TAS 1:06:50; Cheryl Webb NSW DQ.

Women Under 20 10km 1. Erin Adamcewicz VIC 53:03; 2. Claire Bock QLD 53:18; 3. Lauren McGrath WA 58:09.

Women Under 18 8km 1. Lisa Grant NSW 41:56; 2. Yvette Becker SA 45:12; 3. Jaclyn Bryant VIC 46:20.

Women Under 16 5km 1. Bridgitte Burns VIC 25:38; 2. Peta Gough NSW 25:56; 3. Chantelle Petith QLD 27:25; 4. Tyne Boddy VIC 27:50; 5. Christina Alldis NSW 27:54; 6. Donna Bryant VIC 29:12; 7. Lynette Bannister TAS 32:55; Emma Gray VIC DNF; Becky Lee NSW DQ.

Teams 1. VIC 11 points (Bridgitte Burns, Tyne Boddy, Donna Bryant), NSW DQ.

Women Under 14 3km 1. Aleisha Roddy WA 15:55; 2. Fiona Alldis NSW 16:42; 3. Melanie Daniels TAS 16:50; 4. Brooke Palfreyman VIC 17:43; 5. Julie Grant NSW 17:58; 6. Laura Robinson VIC 18:04; 7. Caitlin Cashion TAS 18:38; 8. Alicia Pelham TAS 18:56; 9. Sarah Grahame VIC 19:38; 10. Elizabeth Malcomson TAS 19:39; Sarah Alexander VIC DQ.

Teams 1. TAS 18 points (Melanie Daniels, Caitlin Cashion, Alicia Pelham); 2. VIC 19 points (Brooke Palfreyman, Laura Robinson, Sarah Grahame).

Men Open 30km 1. Troy Sundstrom NSW 2:17:17; 2. Duane Cousins VIC 2:25:15; 3. Richard Everson SA 2:26:56; 4. Frank Bertei VIC 2:30:41; 5. Ronald Foster TAS 3:18:57; 6. Robert Osborne NSW 3:25:53; Douglas Connolly NSW DNF.

Men Under 18 8km 1. Jared Tallent VIC 41:34; 2. Shaun Archer ACT 41:49; 3. Matthew Lowe TAS 44:14; 4. David Cleland SA 50:07.

Men Under 16 5km 1. Jamie Barnes VIC 25:30; 2. Aaron Humphrey TAS 27:29; 3. Brody Crane TAS 28:41.

Men Under 14 3km 1. Greg Wolszczak SA 16:26; 2. Kyle Bryant VIC 16:26; 3. Daniel Lineen VIC 16:47; 4. Daniel Coleman TAS 17:32; 4. Nicholas Weldon TAS 17:32; 6. Nathan Cashion TAS 18:20.

AUSTRALIAN CROSS COUNTRY CHAMPIONSHIPS Hobart, Tasmania – 1st September 2001

Women Open 8km 1. Kylie Risk TAS 27:49.00; 2. Angela Sheean NSW 27:53.40; 3. Kimberly Smith NZL 28:37.30; 4. Anna Thompson TAS 28:55.20; 5. Joy Terry ACT 29:14.60; 6. Lisa Dick VIC 29:43.60; 7. Sue Clark VIC 29:51.50; 8. Tania-Saree Warrick VIC 29:55.50; 9. Kate Siebold VIC 29:59.90; 10. Emma Jackowski VIC 30:04.20; 11. Lee-Anne Turner SA 30:14.90; 12. Lauren Shelley WA 30:22.20; 13. Anne Lord VIC 30:34.70; 14. Clare Stynes WA 30:39.60; 15. Margaret Allan ACT 30:44.80; 16. Kim Van Den Heuvel SA 30:46.70; 17. Sarah Mycroft NSW 30:47.10; 18. Judith May ACT 30:52.80; 19. Helen Ewing NZL 31:10.80; 20. Sarah Fien ACT 31:40.90; 21. Rochelle Heron NZL 31:46.00; 22. Glenda Banaghan QLD 31:48.30; 23. Louise Fairfax TAS 32:09.20; 24. Mary Fien NSW 32:10.20; 25. Andrea Braakhuis ACT 32:15.50; 26. Jane Pickup TAS 33:11.10; 27. Sharon Willing TAS 33:47.60; 28. Belinda Atkinson TAS 34:18.70; 29. Jess Bowman SA 35:02.40; 30. Elizabeth Slattery SA 35:22.10; 31. Marion Taylor TAS 35:55.90.

Teams 1. VIC 22 points; 2. TAS 34 points; 3. ACT 38 points; 4. SA 55 points.

Women Under 23 8km 1. Kimberley Smith NZL 28:37.30; 2. Helen Ewing NZL 31:10.80; 3. Rochelle Heron NZL 31:46.00; 4. Jess Bowman SA 35:02.40.

Women Under 20 6km 1. Erin Hargrave NSW 21:54.20; 2. Annabel Luxford QLD 22:04.30; 3. Victoria Mitchell VIC 22:20.00; 4. Jane Nalder NZL 23:01.00; 5. Lauren Crowe VIC 23:11.20; 6. Jessica De Bruin VIC 23:22.10; 7. Kandy Grant ACT 23:28.40; 8. Kate Chettle AS 23:34.30; 9. Emma Tullett WA 23:52.60; 10. Julia Scopes NZL 23:59.00; 11. Jess Sloan VIC 24:13.40; 12. Clare Fritze VIC 24:24.00; 13. Melissa Jones VIC 24:29.10; 14. Abbey Eeles VIC 25:23.40; 15. Hannah Brown VIC 25:40.50; 16. Morgan Lacey VIC 25:45.20; 17. Audra Papworth VIC 25:57.00; 18. Leana Young VIC 26:03.10; 19. Kate Mitchell VIC 26:26.80; 20. Zoe Bright TAS 26:37.90; 21. Mollie Hill TAS 27:01.10; 22. Grace Elson TAS 27:13.00; 23. Sophie Gorbacz QLD 27:19.30; 24. Cassandra Becker SA 27:26.60; 25. Amanda Wendt QLD 27:46.10; 26. Jess Radcliffe VIC 28:10.60; 27. Ruth Morrison TAS 28:58.70; 28. Anita Sansom TAS 29:11.50; 29. Vanessa Herbig SA 29:40.20; 30. Emma Lucas TAS 30:02.20; 31. Renee Ritson-Dargan TAS 30:11.60; 32. Catherine Hore TAS 30:47.50.

Teams 1. VIC 10 points; 2. TAS 17 points; 3. QLD 18 points.

Women Under 18 4km 1. Ruth McDonnell QLD 13:55.50; 2. Clare Goodwin NZL 14:36.60; 3. Belinda Hogan VIC 14:51.20; 4. Sarah Bryant NZL 14:58.10; 5. Hayley Cook VIC 15:08.90; 6. Tara Palm SA 15:20.60; 7. Belinda Wilsher NSW 15:23.50; 8. Alice Schofield VIC 15:25.00; 9. Sarah Nix VIC 15:30.60; 10. Lisa Biffin VIC 15:47.20; 11. Tiah Simmons TAS 15:51.60; 12. Sarah Cogan NZL 15:57.10; 13. Clare McKechnie VIC 16:04.60; 14. Rhyanna Watson TAS 16:10.10; 15. Skye Fiscalini VIC 16:21.30; 16. Emily Connell TAS 16:30.20; 17. Lyndell Quick VIC 16:36.60; 18. Rebecca Kozien SA 16:53.50; 19. Sarah Lester VIC 16:55.70; 20. Kylie Smith TAS 17:08.60; 21. Sally Prescott TAS 17:12.80; 22. Shanan Chugg TAS 17:37.60; 23. Kate Thornton VIC 17:41.20; 24. Rebecca Barnett TAS 17:58.80; 25. Cassandra Smith TAS 18:27.10; 26. Jess Miley TAS 18:47.80; 27. Anita Debnam TAS 18:50.80; 28. Madeline Struwe TAS 19:36.80; 29. Katherine Sutherland TAS 20:53.20.

Teams 1. VIC 11 points; 2. NZL 11 points; 3. TAS 23 points.

Junior Women Clubs Championship 1. St Stephens Hawthorn VIC 31 points (Alice Schofield, Clare Fritze, Jess Sloan); 2. Box Hill VIC 46 points (Kate Thornton, Audra Papworth, Jessica De Bruin); 3. Eastern Suburbs TAS 49 points (Anita Debnam, Rhyanna Watson, Kate Chettle); 4. Sandy Bay TAS 73 points (Cassandra Smith, Madeline Struwe, Zoe Bright); 5. Northern Suburbs TAS 84 points (Katherine Sutherland, Ruth Morrison, Anita Sansom).

Men Open 12km 1. Craig Semple VIC 36:44.70; 2. Nigel Adkin VIC 37:00.50; 3. Mark Thompson VIC 37:24.20; 4. Phil Sly VIC 37:31.90; 5. Daniel Quin VIC 37:37.60; 6. Michael Chettle TAS 37:55.60; 7. Scott McTaggart ACT 37:57.00; 8. Adam Leane ACT 38:03.90; 9. Trent Harlow ACT 38:07.80; 10. Erwin McRae ACT 38:18.90; 11. Vaughan Craddock NZL 38:35.70; 12. Paul Imhoff ACT 39:01.30; 13. Russell Dessaix-Chin NSW 39:07.90; 14. Norm Hanna QLD 39:16.80; 15. Liam Scopes NZL 39:27.70; 16. Robin Whiteley NSW 39:36.30; 17. Daniel Jones NZL 39:47.30; 18. Tom Dover QLD 39:52.40; 19. Lennon Wicks NSW 40:08.50; 20. Scott Greedy QLD 40:21.10; 21. Chad Fowler NSW 40:23.90; 22. Craig Downie TAS 40:26.70; 23. Malcom O'May TAS 40:45.80; 24. Paul Fenn VIC 40:56.60; 25. Peter Hulbert VIC 41:08.40; 26. Kevin Moore NSW 41:36.00; 27. David Coghlan QLD 41:43.00; 28. Gregory Graves NSW 41:46.10; 29. Michael Bond TAS 41:51.30; 30. Simon Phillips TAS 42:58.50; 31. Wayne Tibbits TAS 43:33.20; 32. Frank Strk TAS 43:36.10; 33. Robert Lee TAS 44:13.30; 34. Matthew Newman TAS 44:38.90; 35. Mathew Cooper TAS 44:43.10; 36. Frank Moore TAS 47:42.10; 37. Michael Taylor TAS 54:17.50.

Teams 1. VIC 10 points; 2. ACT 30 points; 3. NSW 52 points; 4. QLD 58 points; 5. TAS 60 points.

Men Clubs Championship 1. North Canberra ACT 26 points (Trent Harlow, Erwin McRae, Scott McTaggart); 2. Glenhuntly VIC 29 points (Peter Hulbert, Craig Semple, Mark Thompson); 3. Sandy Bay TAS 57 points (Michael Bond, Michael Chettle, Craig Downie); 4. Newstead Harriers Club TAS 99 points (Robert Lee, Frank Moore, Simon Philips).

Men Under 23 12km 1. Mark Thompson VIC 37:24.20; 2. Vaughan Craddock NZL 38:35.70; 3. Norm Hanna QLD 39:16.80; 4. Liam Scopes NZL 39:27.70; 5. Daniel Jones NZL 39:47.30; 6. Lennon Wicks NSW 40:08.50; 7. Scott Greedy QLD 40:21.10; 8. Paul Fenn VIC 40:56.60; 9. Michael Bond TAS 41:51.30; 10. Matthew Cooper TAS 44:43.10.

Men Under 20 8km 1. Mark Fountain VIC 24:55.90; 2. Richard Jeremiah VIC 25:07.40; 3. Clinton Perrett VIC 25:14.40; 4. Michael Shelley QLD 25:18.70; 5. Jeff Hunt NSW 25:49.60; 6. Grant Page TAS 25:50.50; 7. Adam Bishop SA 25:58.60; 8. Andrew Harding TAS 26:17.00; 9. Mark Bourne ACT 26:22.80; 10. Dylan Mordaunt NZL 26:26.10; 11. Colin Richardson SA 26:36.00; 12. Kyle MacDonald NZL 26:49.10; 13. Ross Sommerville NZL 26:52.20; 14. Daniel Matena SA 26:58.40; 15. Marc Freedman NSW 27:00.90; 16. Daniel Nunan QLD 27:01.30; 17. Nigel Preston VIC 27:04.70; 18. Patrick Hay NSW 27:05.40; 19. David Henderson NZL 27:10.60; 20. Jaren Quick VIC 27:21.80; 21. Eric Walsh QLD 27:27.00; 22. Sam Hassett VIC 27:28.80; 23. Paul Morgan SA 27:32.10; 24. Sam Wreford NZL 27:34.60; 25. Daniel Clarke TAS 27:50.40; 26. Matt Keen ACT 27:53.70; 27. Nick Mangos SA 28:05.40; 28. Tom Osborne NZL 28:06.20; 29. Tim Norton VIC 28:08.30; 30. Scott Armstrong NZL 28:08.60; 31. Peter Bock QLD 28:26.30; 32. Chris Shirbin VIC 28:37.80; 33. Dom Szczepania VIC 28:41.90; 34. Warwick Brown VIC 28:52.60; 35. Frazier Murray NZL 29:26.80; 36. Milford McArthur TAS 29:56.60; 37. Justin Myers TAS 30:23.60; 38. Christopher Sullivan TAS 30:23.80; 39. Daniel Caswell VIC 31:25.20; 40. Matthew Stevenson TAS 32:12.70; 41. Matt Reid TAS 33:08.40.

Teams 1. VIC 6 points; 2. SA 30 points; 3. NZL 32 points; 4. TAS 32 points; 5. NSW 35 points; 7. QLD 36 points.

Men Under 18 6km 1. Mitchell Kealey QLD 19:20.50; 2. Liam Rothwell VIC 19:28.80; 3. Craig Appleby VIC 19:36.20; 4. Nick Miller VIC 19:50.10; 5. Mathew Prosser NZL 19:54.50; 6. Garit Read NZL 19:59.80; 7. Michael Clark TAS 20:09.70; 8. Andrew White VIC 20:18.60; 9. Jayden Russ QLD 20:24.70; 10. Matt Rowse VIC 20:27.30; 11. James Scarr TAS 20:29.60; 12. Aaron Dalla Costa NSW 20:32.80; 13. Simon Donovan VIC 20:37.40; 14. Shaun Archer ACT 20:43.40; 15. Adrian Vincent VIC 20:45.90; 16. Ian Murray VIC 20:49.10; 17. Chris Struwe TAS 20:52.20; 18. Robert Redmond VIC 21:04.30; 19. Jordan Massey-Harvey SA 21:08.30; 20. Ben Toomey VIC 21:12.20; 21. Troy Simpson NSW 21:17.70; 22. Mark Shepherd ACT 21:18.40; 23. Tom Stove TAS 21:24.10; 24. Jack Madden TAS 21:38.10; 25. Michael Hosking ACT 21:42.90; 26. Brian Lyons TAS 21:47.10; 27. Robert Killmier SA 21:59.70; 28. Matthew Horrocks QLD 22:01.60; 29. Aidan Lewis TAS 22:07.00; 30. Tom Ingham TAS 22:12.50; 31. Jason Leishman VIC 22:27.90; 32. Courtney McCabe ACT 22:34.60; 33. James Walsh TAS 22:45.20; 34. Charles Gunn TAS 22:48.80; 35. Daniel Carter TAS 23:15.40; 36. Nathan Booth TAS 23:20.40; 37. Ryan Willmont TAS 24:12.70; 38. Mathew Lowe TAS 24:25.60; 39. Cody Foster TAS 25:45.60.

Teams 1. VIC 8 points; 2. TAS 13 points; 3. ACT 24 points.

Junior Men Clubs Championship 1. Flinders SA 40 points (Jordan Massey-Harvey, Adam Bishop, Daniel Matena); 2. Box Hill 45 points (Adrian Vincent, Andrew White, Sam Hassett); 3. Sandy Bay TAS 51 points (James Scarr, Tom Stove, Chris Struwe); 4. South Canberra Tuggeranong ACT 73 points (Michael Hosking, Mark Shepherd, Matt Keen).

AUSTRALIAN ALL SCHOOLS CROSS COUNTRY CHAMPIONSHIPS **Hobart, Tasmania – 1st September 2001**

Girls Under 20 6km 1. Jane Nalder NZL 23:01.00; 2. Jessica De Bruin VIC 23:22.10; 3. Kandy Grant ACT 23:28.40; 4. Julia Scopes NZL 23:59.00; 5. Jess Sloan VIC 24:13.40; 6. Abbey Eeles VIC 25:23.40; 7. Hannah Brown VIC 25:40.50; 8. Morgan Lacey VIC 25:45.20; 9. Leana Young VIC 26:03.10; 10. Kate Mitchell VIC 26:26.80; 11. Mollie Hill TAS 27:01.10; 12. Grace Elson TAS 27:13.00; 13. Cassandra Becker SA 27:26.60; 14. Jess Radcliffe VIC 27:46.10; 15. Ruth Morrison TAS 28:10.30; 16. Vanessa Herbig SA 29:11.50; 17. Emma Lucas TAS 29:40.20; 18. Renee Ritson-Dargan TAS 30:02.20; 19. Catherine Hore TAS 30:11.60.

Teams 1. VIC 10 points; 2. TAS 34 points.

Girls Under 18 4km 1. Ruth McDonnell QLD 13:55.50; 2. Clare Goodwin NZL 14:36.60; 3. Belinda Hogan VIC 14:51.20; 4. Sarah Bryant NZL 14:58.10; 5. Hayley Cook VIC 15:08.90; 6. Tara Palm SA 15:20.60; 7. Belinda Wilsher NSW 15:23.50; 8. Alice Schofield VIC 15:25.00; 9. Sarah Nix VIC 15:30.60; 10. Lisa Biffin VIC 15:47.20; 11. Tiah Simmons TAS 15:51.60; 12. Sarah Coghlan NZL 15:57.10; 13. Clare McKechnie VIC 16:04.60; 14. Rhyanna Watson TAS 16:10.10; 15. Skye Fiscalini VIC 16:21.30; 16. Emily Connell TAS 16:30.20; 17. Lyndell Quick VIC 16:36.60; 18. Rebecca Koziem SA 16:53.50; 19. Kylie Smith TAS 17:08.60; 20. Sally Prescott TAS 17:12.80; 21. Shanah Chugg TAS 17:37.60; 22. Rebecca Barnett TAS 17:58.80; 23. Jess Miley TAS 18:47.80.

Teams 1. VIC 10 points; 2. TAS 33 points.

Girls Under 16 4km 1. Felicity Abram QLD 14:16.30; 2. Brooke Simpson NSW 14:25.70; 3. Fiona Nash VIC 14:34.50; 4. Lee Piantadosi SA 15:03.10; 5. Laura Luxford QLD 15:12.40; 6. Rebecca Forlong NZL 15:22.20; 7. Melissa Lloyd SA 15:28.20; 8. Briannan Crawford NSW 15:37.60; 9. Jayne Reynolds VIC 15:49.70; 10. Chloe McConville VIC 15:58.50; 11. Hayley Boucher TAS 16:00.20; 12. Nicole Menhennet VIC 16:03.50; 13. Rachael Deluca-Cardillo WA 16:05.90; 14. Madeline Oldfield TAS 16:15.90; 15. Jade Wilson QLD 16:18.60; 16. Kavita Maharaj QLD 16:25.50; 17. Laura Prescott TAS 16:32.80; 18. Angela Bliesner QLD 16:33.90; 19. Jacinta Collier VIC 16:54.70; 20. Chloe Wilson TAS 17:08.40; 21. Rebecca Sansom TAS 17:15.30; 22. Jodie Clifford TAS 17:17.00; 23. Danielle Smith TAS 17:22.10; 24. Laura Gibb TAS 17:55.10; 25. Allira Robinson TAS 18:52.50; Juliet Thornton VIC DNF; Johanna Allston TAS DNF; Taryn Rau VIC DNF.

Teams 1. VIC 18 points; 2. QLD 23 points; 3. TAS 39 points.

Girls Under 14 3km 1. Hayley Tomlinson VIC 10:22.30; 2. Emily Johnson NSW 10:54.90; 3. Zhoë Warrington VIC 11:01.50; 4. Katherin Katsanevakis VIC 11:11.60; 5. Emma Statham NSW 11:13.10; 6. Sarah Hall VIC 11:17.40; 7. Anne Southgate ACT 11:20.50; 8. Karinna Fyfe TAS 11:22.20; 9. Danielle Dias VIC 11:25.70; 10. Sarah Grahame VIC 11:26.90; 11. Ashlea Smith VIC 11:27.20; 12. Emma Johnson TAS 11:31.80; 13. Brittany Wood VIC 11:35.80; 14. Emma Walsh NSW 11:43.10; 15. Elanor Worringham QLD 11:53.60; 16. Silvie Dragisic QLD 12:02.50; 17. Courtney Lockett TAS 12:05.80; 18. Amanda Hameon QLD 12:07.70; 19. Kim Dutkowski TAS 12:18.10; 20. Brianna McShane TAS 12:19.60; 21. Mary Hookway TAS 12:20.50; 22. Anna Hebblewhite TAS 12:30.90; 23. Ella Kearney TAS 12:47.50; 24. Amy Brown NSW 12:53.50; 25. Kristen Legrand TAS 12:58.90; Hannah Snape TAS DNF.

Teams 1. VIC 14 points; 2. NSW 34 points; 3. TAS 42 points.

Boys Under 20 8km 1. Michael Shelley QLD 25:18.70; 2. Mark Bourne ACT 26:22.80; 3. Kyle MacDonald NZL 26:49.10; 4. Ross Sommerville NZL 26:52.20; 5. Nigel Preston VIC 27:04.70; 6. David Henderson NZL 27:10.60; 7. Eric Walsh QLD 27:27.00; 8. Sam Wreford NZL 27:34.60; 9. Matt Keen ACT 27:53.70; 10. Tom Osborne NZL 28:06.20; 11. Tim Norton VIC 28:08.30; 12. Chris Shirbin VIC 28:37.80; 13. Warwick Brown VIC 28:52.60; 14. Frazier Murray NZL 29:26.80; 15. Milford McArthur TAS 29:56.60; 16. Justin Myers TAS 30:23.60; 17. Christopher Sullivan TAS 30:23.80; 18. Daniel Caswell VIC 31:25.20; 19. Matthew Stevenson TAS 32:12.70; 20. Matt Reid TAS 33:08.40.

Teams 1. NZL 12 points, 2. VIC 27 points; 3. TAS 51 points.

Boys Under 18 6km 1. Mitchell Kealey QLD 19:20.50; 2. Liam Rothwell VIC 19:28.80; 3. Nick Miller VIC 19:50.10; 4. Mathew Prosser NZL 19:54.50; 5. Garit Read NZL 19:59.80; 6. Michael Clark TAS 20:09.70; 7. Jayden Russ QLD 20:24.70; 8. James Scarr TAS 20:29.60; 9. Aaron Dalla Costa NSW 20:32.80; 10. Simon Donovan VIC 20:37.40; 11. Shaun Archer ACT 20:43.40; 12. Ian Murray VIC 20:49.10; 13. Chris Struwe TAS 20:52.20; 14. Jordan Massey-Harvey SA 21:08.30; 15. Troy Simpson NSW 21:17.70; 16. Mark Shepherd ACT 21:18.40; 17. Tom Stove TAS 21:24.10; 18. Jack Madden TAS 21:38.10; 19. Michael Hosking ACT 21:42.90; 20. Brian Lyons TAS 21:47.10; 21. Robert Killmier SA 21:59.70; 22. Matthew Horrocks QLD 22:01.60; 23. Aidan Lewis TAS 22:07.00; 24. Tom Ingham TAS 22:12.50; 25. Courtney McCabe ACT 22:34.60; 26. James Walsh TAS 22:45.20; 27. Charles Gunn TAS 22:48.80; 28. Nathan Booth TAS 23:20.40; 29. Ryan Willmont TAS 24:12.70; 30. Mathew Lowe TAS 24:25.60; 31. Cody Foster TAS 25:45.60.

Teams 1. VIC 15 points; 2. TAS 25 points; 3. ACT 41 points.

Boys Under 16 4km 1. Tyson Mahon VIC 12:46.30; 2. Liam Adams VIC 12:47.20; 3. Matthew Woolley TAS 13:08.30; 4. Sam Ellis VIC 13:13.00; 5. Scott Vance VIC 13:15.80; 6. Peter Gajoa QLD 13:19.20; 7. James Rowse VIC 13:30.20; 8. Matt White VIC 13:39.00; 9. David McNeill VIC 13:43.30; 10. Tom Dunworth QLD 13:46.20; 11. Tyson Popplestone WA 13:53.00; 12. Damian West TAS 13:58.60; 13. Hayden Butt TAS 14:10.30; 14. Damen Francis TAS 14:21.70; 15. Sam Lynch TAS 14:25.70; 16. Matthew Rundle TAS 14:30.50; 17. Dane Verwey VIC 14:32.40; 18. Tim Claxton TAS 14:36.20; 19. Jonathan Lo TAS 14:49.40; 20. David Clark TAS 14:55.00; 21. Mathew Donnellan TAS 14:56.00; 22. Kaidan Homan TAS 15:14.00; 23. Dane Fenton TAS 15:18.60; 24. Patrick Lyden TAS 15:28.30; 25. Kyron Hill TAS 15:44.90; 26. Nicky Bailey TAS 15:48.50; 27. Shaun Doyle TAS 16:01.40.

Teams 1. VIC 12 points; 2. TAS 30 points.

Boys Under 14 3km 1. Matthew Bayley VIC 10:06.00; 2. Chris Hamer VIC 10:09.30; 3. Sean Verwey VIC 10:12.20; 4. Patrick Fox VIC 10:13.50; 5. Jason Abbott VIC 10:24.00; 6. Ashley Watson VIC 10:32.20; 7. Liam Donnelly VIC 10:44.00; 8. Matthew Byars QLD 10:46.70; 9. Troy Duncan VIC 10:54.20; 10. Nathan Mills TAS 10:54.90; 11. Sam Mathew TAS 10:56.80; 12. Sam Stewart QLD 11:03.20; 13. Nicholas Ward QLD 11:08.50; 14. Oscar Phillips TAS 11:08.90; 15. Sam Fielding TAS 11:17.20; 16. Edward Bouchier TAS 11:17.80; 17. Terry Shore TAS 11:21.00; 18. Nathan Poke TAS 11:24.80; 19. Peter Wilkes ACT 11:26.30; 20. Andrew Godfrey TAS 11:35.10; 21. Lachlan Burnett TAS 11:40.00; 22. Duncan Cripps TAS 11:43.30; 23. Ben Hugo TAS 11:45.20; 24. Kieran McShane TAS 11:48.10; 25. Sam Smart TAS 11:52.80; 26. Ian Cayzer TAS 11:58.10; 27. Blair Kean TAS 12:07.40; 28. Mathew Dornauf TAS 12:19.50; Scott Schnitzerling TAS DNF.

Teams 1. VIC 10 points; 2. TAS 34 points.

IGA AUSTRALIAN ALL SCHOOLS ATHLETICS CHAMPIONSHIPS MELBOURNE, VICTORIA – 6TH-9TH DECEMBER 2001

Women Under 20

100 metres w:-2.1: 1. Alicia Spencer NSW 12.16; 2. Crytal Attenborough NT 12.52; 3. Cara White VIC 13.23; 4. Eliza Oates VIC 13.26; 5. Sarah Martin SA 13.28.

200 metres w:-3.3: 1. Alicia Spencer NSW 25.14; 2. Rebecca Irwin NSW 25.28; 3. Crytal Attenborough NT 25.51; 4. Natalie Phillips VIC 27.38.

400 metres 1. Rebecca Irwin NSW 55.09; 2. Sarah Johnston NZL 58.44; 3. Kathryn Mills NSW 59.66.

800 metres 1. Melissa Rollison QLD 2:06.10; 2. Shannon Hill NSW 2:16.93; 3. Chantal Fromont NZL 2:16.94; 4. Katie Chancellor VIC 2:17.66; 5. Sarah St John VIC 2:25.40; 6. Amanda Jenkins NSW 2:30.00; Amber Louise Peckston QLD DQ.

1500 metres 1. Melissa Rollison QLD 4:15.67; 2. Kandy Grant ACT 4:36.49; 3. Chantal Fromont NZL 4:47.02; 4. Shannon Hill NSW 4:56.70.

3000 metres 1. Kandy Grant ACT 9:54.14; 2. Jessica de Bruin VIC 10:41.51; 3. Rebecca Kozien SA 11:02.13.

100m Hurdles w:-2.2: 1. Sarah Dosen VIC 14.41; 2. Susannah Hahn NSW 15.16; 3. Kiara McDonald VIC 15.77; 4. Sarah Coghill VIC 15.87; 5. Victoria Head NSW 16.16; 6. Sara Lauchlan QLD 16.93.

400m Hurdles 1. Annie Cahill NSW 62.53; 2. Sarah Coghill VIC 67.81; 3. Kathryn Mills NSW 68.53; 4. Cassandra Becker SA 69.80; 5. Karoline Curtis VIC 71.09.

2000m Steeple 1. Shannon Hill NSW 7:33.36; 2. Rebecca Kozien SA 7:37.59; 3. Claire Fritze VIC 7:57.86.

4x100m State Relay 1. WA 47.25 (Crystal Cragan, Fleur Eccles, Shermin Oksuz, Kylie Bent); 2. NSW 48.03 (Lisa Spencer, Jessica Fry, Alicia Spencer, Susannah Hahn); 3. VIC 49.54 (Cara White, Lucy Kenny, Natalie Phillips, Rebecca Ball); 4. QLD 50.15 (Kate Leitch, Jodie Parravicini, Emily Anderson, Chantelle Mines); 5. TAS 51.11 (Sarah Graeme-Evans, Erin Tucker, Tiah Simmons, Madelin Poke).

4x100m Schools Relay 1. QLD Brisbane Girls Gram 49.41 (Sigrid Mewing, Kate Leitch, Anita Farmer, Frances Bain); 2. SA Trinity College 50.03 (Sarah Harrison, Chelsea Jaensch, Angharad Pendleton, Megan Hedges); 3. NSW Marian C Kenthurst 50.62 (Natalie Moore, Renae Wynn, Lara Clark, Michelle Riley); 4. WA Penrhose 51.19 (Shaydeen Thompson, Chelsea Clinton-Burns, Jessica Stingemore, Crystal Cragan); 5. VIC Toorak College 52.04 (Kate Robertson, Sally Brooks, Courtney Smith, Natalie Johnstone); 6. NSW Westfields Sports 52.44 (Kate Connolly, Tara Swinfield, Donna Cranshaw, Corinne Archer).

4x400m State Relay 1. QLD 3:50.52 (Stephanie Speziali, Jacqueline Davies, Kate Leitch, Michelle Cutmore); 2. NSW 3:51.14 (Keatyn Windley, Kathryn Mills, Annie Cahill, Rebecca Irwin); 3. NZL 3:53.93 (April Brough, Rachel Spriggens, Chantal Fromont, Sarah Johnston); 4. VIC 3:57.98 (Caitlin Ford, Alice Platten, Katie Chancellor, Sarah Coghill); 5. TAS 4:00.40 (Nicole Perry, Julia Pook, Chloe Wilson, Danielle Smith); 6. SA 4:20.43 (Cassandra Becker, Magdalena Wolszczak, Yvette Becker, Carly Light).

5000m Walk 1. Laura Johnson NSW 23:38.37; 2. Lisa Grant NSW 24:39.01; 3. Roxie Schmidt QLD 24:52.39; 4. Bianca Sait NSW 25:17.76; 5. Yvette Becker SA 26:27.77; 6. Vanessa Ebejer NSW 26:45.40; 7. Kirsten Venzlauskas NSW 26:59.82; 8. Brianna Heazlewood NSW 27:02.01; 9. Stacey Birch NSW 27:05.93; 10. Christina Alldis NSW 27:12.32; 11. Katie Dodds NSW 28:16.54; Bridgitte Burns VIC DNF.

High Jump 1. Petrina Price NSW 1.90m; 2. Casey Narrier WA 1.82m; 3. Tessa Densley VIC 1.70m; 4. Alexandra Church NSW 1.70m; 5. Lorna Gorham NSW 1.70m; 5. Carly Bartlett NSW 1.70m; 5. Sarah Williams NSW 1.70m; 5. Sarah Johnston NZL 1.70m; 9. Melanie Street TAS 1.65m; 10. Christina Heydon NSW 1.65m; 11. Alisha Hewett SA 1.60m; 11. Mary-Jane Drummond QLD 1.60m; 13. Theodora Spathis NSW 1.60m.

Pole Vault 1. Erryn Boxall WA 3.65m; 2. Wendy Young SA 3.65m; 3. Lauren Eley SA 3.45m; 3. Ashlee Hayes VIC 3.45m; 5. Jacinta Lynn VIC 3.30m; 6. Anthea Kotyla SA 3.15m; 7. Krista Meares QLD 3.00m; 8. Jessica Turner VIC 3.00m; 9. Rebecca Ranclaud QLD 3.00m; 9. Narelle Henderson VIC 3.00m; 11. Skye Humphreys WA 2.80m.

Long Jump 1. Shermin Oksuz WA 6.24m w:2.0; 2. Sarah Dosen VIC 5.90m w:2.6; 3. Alexis Turner QLD 5.55m w:1.5; 4. Sally Jones QLD 5.53m w:1.2.

Triple Jump 1. Crystal Cragan WA 11.94m w:1.5; 2. Kylie Smith VIC 11.93m w:0.6; 3. Anna Coster SA 11.89m w:1.1; 4. Sally Jones QLD 11.84m w:1.0; 5. Emily Wilkin NSW 11.49m w:0.5; 6. Tarja Clarke QLD 11.38m w:1.3; 7. Alexis Turner QLD 11.18m w:0.9; 8. Sara Lauchlan QLD 10.79m w:1.2; 9. Jenna Bowyer SA 10.69m w:0.4; 10. Sarah Badenoch-Jones ACT 10.62m w:1.6.

Shot Put 1. Rebecca Nielsen VIC 13.54m; 2. Belinda Johnson NSW 13.16m; 3. Leana Bishop QLD 12.73m; 4. Samantha Fraser QLD 12.34m; 5. Sharyn Dickson NSW 12.24m; 6. Jane Lynch NSW 11.90m; 7. Lauren Bettini WA 11.50m.

Discus 1. Samantha Collier QLD 44.76m; 2. Samantha Fraser QLD 42.65m; 3. Leana Bishop QLD 42.13m; 4. Sharyn Dickson NSW 39.57m; 5. Alicia Marshall SA 38.77m; 6. Jessica Morley QLD 34.11m; 7. Lauren Bettini WA 33.79m; 8. Katja Nemaric VIC 29.59m.

Hammer 1. Nicole Robertson NSW 57.16m; 2. Gabrielle Neighbour VIC 52.92m; 3. Rebecca Neilsen VIC 48.25m; 4. Breanne Clement NSW 44.10m; 5. Samantha Fraser QLD 43.27m; 6. Kristy Mills QLD 42.79m; 7. Alexie Brown WA 41.21m; 8. Tina Abbott QLD 39.17m; 9. Kristie Short NSW 37.99m; 10. Kylie Bicknell SA 36.51m; 11. Anita Millington TAS 32.60m; 12. Zoe Wake ACT 32.06m; 13. Cathy Johnke SA 31.45m; 14. Rachel Cremer SA 28.25m.

Javelin 1. Emily Nolan NSW 43.23m; 2. Samantha Pearson NSW 41.20m; 3. Alicia Marshall SA 40.26m; 4. Ashleigh Payne NSW 38.80m; 5. Hannah Zwitser QLD 38.50m; 6. Aleta Booth QLD 36.84m; 7. Kristy Sampson VIC 36.15m; 8. Amy Springgate QLD 35.64m; 9. Rachel Junor NSW 34.65m; 10. Sarah Ward QLD 34.54m; 11. Katie Avery QLD 33.71m; 12. Melissa Wilson SA 33.27m; 13. Tara Mudrinsky VIC 28.97m.

Heptathlon 1. Lauren Foote SA 4852 (15.72 w:-1.6, 1.67m, 10.76m, 25.64 w:-0.4, 5.08m w:+0.5, 33.59m, 2:25.42); 2. Leona Bilous VIC 4813 (15.45 w:-1.6, 1.58m, 11.40m, 25.34 w:-0.4, 5.57m w:-0.5, 31.57m, 2:36.38); 3. Belinda Johnson NSW 4449 (15.72 w:-1.5, 1.61m, 12.99m, 28.09 w:-0.4, 4.81m w:-0.5, 40.09m, 2:53.77); 4. Jane Brotherton NSW 4146 (16.75 w:-1.5, 1.61m, 10.73m, 27.33 w:-1.4, 4.96m w:-0.8, 27.13m, 2:42.74); 5. Theodora Spathis NSW 3910 (18.47 w:-1.5, 1.70m, 9.86m, 28.10 w:-1.4, 5.04m w:-0.5, 24.57m, 2:44.05); 6. Alisha Hewett SA 3650 (17.82 w:-1.6, 1.64m, 10.09m, 29.14 w:-0.4, 5.01m w:-1.0, 30.53m, 3:15.80); 7. Katja Nemaric VIC 3554 (17.03 w:-1.5, 1.43m, 9.64m, 28.75 w:-0.4, 4.40m w:-0.6, 27.56m, 2:46.07); 8. Megan Hedges SA 3514 (18.94 w:-1.5, 1.46m, 6.75m, 27.03 w:-1.4, 4.50m w:-0.3, 20.59m, 2:22.87); 9. Kylie Montgomery SA 3497 (17.03 w:-1.6, 1.40m, 8.15m, 28.89 w:-1.4, 4.20m w:+0.9, 27.92m, 2:35.21); 10. Jillian Bruxner QLD 3164 (18.72 w:-1.5, 1.43m, 8.65m, 28.34 w:-0.4, 4.34m w:+1.5, 25.78m, 2:59.14); 11. Katherine Ellem QLD 3122 (19.57 w:-1.6, 1.52m, 10.05m, 32.05 w:-1.4, 4.48m w:-0.9, 37.96m, 3:19.19).

Women Under 18

100 metres Heat 1 w:-1.6: 1. Pip Kehoe QLD 12.31; 2. Kylie Bent WA 12.36; 3. Sarah Misko NSW 12.60; 4. Kate Fietz VIC 12.70; 5. Sophie Nelson VIC 12.99; 6. Kara Shackleton NSW 13.10. **Heat 2** w:-1.6: 1. April Brough NZL 12.36; 2. Rebecca Negas QLD 12.60; 3. Bianca Williams NSW 12.68; 4. Danielle Fisher NSW 12.68; 5. Melissa French QLD 12.89; 6. Rebecca Ball VIC 13.06; 7. Shaydeen Thompson WA 13.35. **Heat 3** w:1.1: 1. Morgan Whiley TAS 12.23; 2. Shermin Oksuz WA 12.37; 3. Edwina Clarke NSW 12.50; 4. Lucy Kenny VIC 12.86; 5. Lauren Jones NSW 12.96; 6. Chelsea Clinton-Burns WA 13.64. **Final** w:-0.9: 1. Pip Kehoe QLD 12.22; 2. Kylie Bent WA 12.26; 3. April Brough NZL 12.31; 4. Morgan Whiley TAS 12.37; 5. Sarah Misko NSW 12.56; 6. Edwina Clarke NSW 12.71; 7. Bianca Williams NSW 12.72; 8. Rebecca Negas QLD 12.95.

200 metres Heat 1 w:-2.4: 1. Morgan Whiley TAS 25.25; 2. Fleur Eccles WA 25.43; 3. Melissa French QLD 25.59; 4. Kate Pedley TAS 25.64; 5. Edwina Clarke NSW 25.95; 6. Bianca Williams NSW 25.96; 7. Rebecca Ball VIC 26.65. **Heat 2** w:-1.3: 1. Pip Kehoe QLD 24.92; 2. Kylie Bent WA 25.40; 3. Kate Fietz VIC 25.93; 4. Piranee Steinert SA 26.09; 5. Ami Cole NSW 26.28; 6. Prudence Thompson WA 30.08; Melissa Cavanagh VIC DQ. **Heat 3** w:-1.8: 1. April Brough NZL 24.79; 2. Rebecca Negas QLD 26.08; 3. Lucy Kenny VIC 26.31; 4. Cara White VIC 26.38; 5. Sarah Misko NSW 26.54; 6. Natalie Phillips VIC 27.04; Danielle Fisher NSW DQ. **Final** w:-4.6: 1. April Brough NZL 25.20; 2. Pip Kehoe QLD 25.40; 3. Kate Pedley TAS 25.50; 4. Morgan Whiley TAS 25.69; 5. Fleur Eccles WA 25.81; 6. Kylie Bent WA 25.91; 7. Melissa French QLD 26.16; 8. Rebecca Negas QLD 26.82.

400 metres Heat 1 1. Kimberley Crow VIC 55.63; 2. Jessica Montague NSW 56.48; 3. Jemma Lekkas NSW 57.65; 4. Frances Bain QLD 58.43; 5. Rebecca Ball VIC 58.58; 6. Melissa Wilczynski SA 62.76. **Heat 2** 1. Kate Pedley TAS 56.89; 2. Piranee Steinert SA 57.41; 3. Emma Lincoln-Smith NSW 57.70; 4. Stephanie Speziali QLD 58.21; 5. Ami Cole NSW 58.74; 6. Jody Eckert NT 59.22; 7. Marnie D'Ademo VIC 59.64; 8. Rebecca Junor NSW 59.94. **Heat 3** 1. Fleur Eccles WA 56.65; 2. Abbey Dunn SA 56.79; 3. Madeleine Pape VIC 57.05; 4. Lara Nicod NSW 57.18; 5. Emily Allen VIC 57.24; 6. Margie Atthow QLD 58.70; 7. Amanda Jenkins NSW 64.48; Tara Millgate NSW DQ. **Final** 1. Kate Pedley TAS 55.49; 2. Kimberley Crow VIC 55.62; 3. Piranee Steinert SA 55.95; 4. Jessica Montague NSW 56.12; 5. Fleur Eccles WA 56.70; 6. Abbey Dunn SA 56.87; 7. Lara Nicod NSW 57.08.

800 metres Heat 1 1. Margie Atthow QLD 2:16.69; 2. Sophie Curtis QLD 2:17.10; 3. Marnie D'Ademo VIC 2:19.27; 4. Rebecca Junor NSW 2:19.82; 5. Tiah Simmons TAS 2:21.25; 6. Shannon Ireland QLD 2:21.44; 7. Lauren Miller WA 2:23.05; 8. Natalie King NSW 2:24.87; 9. Clara Davies VIC 2:29.71. **Heat 2** 1. Lisa Corrigan NSW 2:14.49; 2. Anna McMurtrie QLD 2:15.21; 3. Emily Rooke VIC 2:15.91; 4. Lara Nicod NSW 2:17.66; 5. Corinne Myles QLD 2:20.29; 6. Amber Louise Peckston QLD 2:21.92; 7. Kristy Radnidge NSW 2:25.11; 8. Clare Goodin WA 2:25.17. **Heat 3** 1. Suzie Rhydderch NSW 2:14.18; 2. Renee Vandenberg NSW 2:15.11; 3. Rachel Spriggins NZL 2:15.83; 4. Daina Surka QLD 2:19.50; 5. Alice Schofield VIC 2:19.83; 6. Abbey Dunn SA 2:22.74; 7. Saara Kampmann QLD 2:23.27; 8. Susan Buckland QLD 2:24.44. **Final** 1. Margie Atthow QLD 2:09.68; 2. Lisa Corrigan NSW 2:10.17; 3. Suzie Rhydderch NSW 2:11.15; 4. Renee Vandenberg NSW 2:12.42; 5. Anna McMurtrie QLD 2:12.93; 6. Sophie Curtis QLD 2:13.82; 7. Lara Nicod NSW 2:13.84; 8. Emily Rooke VIC 2:13.94; 9. Rachel Spriggins NZL 2:14.72.

1500 metres 1. Aleisha Anderson WA 4:27.42; 2. Suzie Rhydderch NSW 4:27.97; 3. Lisa Corrigan NSW 4:31.42; 4. Ruth McDonnell QLD 4:31.85; 5. Sophie Curtis QLD 4:38.19; 6. Sophie Bromfield NSW 4:38.64; 7. Anna McMurtrie QLD 4:42.99; 8. Carly Light SA 4:43.38; 9. Wendy de Boer NSW 4:43.56; 10. Alice Schofield VIC 4:44.18; 11. Carrie Bailey QLD 4:48.68; 12. Hayley Cook VIC 4:49.58; 13. Corinne Myles QLD 4:51.28; 14. Renee Vandenberg NSW 4:53.21; 15. Riana Dinsmore QLD 4:54.05; 16. Rhyanna Watson TAS 4:55.16; 17. Saara Kampmann QLD 4:57.65; 18. Sarah Harrison SA 5:07.65; 19. Penelope Woollard WA 5:48.48.

3000 metres 1. Aleisha Anderson WA 9:39.69; 2. Ruth McDonnell QLD 9:48.68; 3. Felicity Sheedy-Ryan WA 9:57.97; 4. Clare McKechnie VIC 10:08.22; 5. Marnie Ponton ACT 10:19.04; 6. Sophie Bromfield NSW 10:19.77; 7. Belinda Wilsher NSW 10:20.32; 8. Wendy de Boer NSW 10:23.12; 9. Riana Dinsmore QLD 10:31.37; 10. Tara Palm SA 10:38.89; 11. Belinda Hogan VIC 10:43.00; 12. Cathie Lower NSW 10:46.29; 13. Rhyanna Watson TAS 10:48.00; 14. Kathryn Smyrneos QLD 10:53.38; 15. Carrie Bailey QLD 10:59.27; 16. Courtney Jarrett QLD 10:59.71; 17. Lisa Biffin VIC 11:02.62; 18. Charlotte Roberts VIC 11:58.60.

100m Hurdles Heat 1 w:-2.4: 1. Victoria Head NSW 14.83; 2. Emily Anderson QLD 15.24; 3. Chantelle Mines QLD 15.36; 4. Lauren Jones NSW 15.55; 5. Chelsea Jaensch SA 16.00; 6. Kristin Chabrel WA 16.59; 7. Jessica Fry NSW 17.22. **Heat 2** w:-1.0: 1. Lisa Spencer NSW 14.42; 2. Sakura Motomura WA 14.86; 3. Bianca Debartolo NSW 14.87; 4. Michelle Fistic VIC 14.92; 5. Belinda Brown QLD 15.38; 6. Sarah Graeme-Evans TAS 15.81. **Heat 3** w:-0.6: 1. Kimberlee Green NSW 14.58; 2. Ravinder Gill NSW 14.74; 3. Natalie Johnstone VIC 14.83; 4. Alana Boyd QLD 14.98; 5. Sarah McNamara QLD 15.15; 6. Anita Farmer QLD 15.74; 7. Tiffany Pickford NZL 16.55; 8. Corinne Archer NSW 16.55. **Final** w:-1.4: 1. Lisa Spencer NSW 14.37; 2. Kimberlee Green NSW 14.53; 3. Victoria Head NSW 14.56; 4. Ravinder Gill NSW 14.59; 5. Bianca Debartolo NSW 14.74; 6. Natalie Johnstone VIC 15.00; 7. Michelle Fistic VIC 15.03; 8. Emily Anderson QLD 15.25; Sakura Motomura WA DQ.

400m Hurdles Heat 1 1. Emily Allen VIC 62.34; 2. Annie Cahill NSW 63.07; 3. Jemma Lekkas NSW 66.33; 4. Ravinder Gill NSW 66.76; 5. Anita Farmer QLD 67.17; 6. Vivienne Lee VIC 71.83; Joanna Salamaga SA DNF. **Heat 2** 1. Caitlin Ford VIC 65.03; 2. Katie Nicholson TAS 65.12; 3. Chantelle Milligan QLD 65.29; 4. Eliza Oates VIC 67.80; 5. Carly Chapman VIC 70.13; 6. Katherine Anderson SA 70.30; 7. Kylie Williams QLD 71.57. **Heat 3** 1. Kimberley Crow VIC 59.98; 2. Erin Tucker TAS 65.96; 3. Cheryl Ann McCann WA 66.54; 4. Jodie Parravicini QLD 66.59; 5. Alice Platten VIC 69.30; 6. Madeleine Crowley VIC 70.98; 7. Belinda Brown QLD 72.54. **Final** 1. Kimberley Crow VIC 59.05; 2. Emily Allen VIC 60.53; 3. Annie Cahill NSW 61.97; 4. Katie Nicholson TAS 62.16; 5. Caitlin Ford VIC 63.61; 6. Chantelle Milligan QLD 64.69; 7. Jemma Lekkas NSW 66.33; 8. Erin Tucker TAS 70.44.

2000m Steeple 1. Aleisha Anderson WA 6:44.52; 2. Marnie Ponton ACT 6:53.31; 3. Carly Light SA 7:03.97; 4. Clare McKechnie VIC 7:09.49; 5. Marnie D'Ademo VIC 7:17.41; 6. Cathie Lower NSW 7:21.78; 7. Riana Dinsmore QLD 7:23.44; 8. Tara Palm SA 7:27.95; 9. Tiah Simmons TAS 7:32.17; 10. Courtney Jarrett QLD 7:36.63; 11. Jessica Stingemore WA 7:42.65; 12. Marisa Ryan NSW 7:43.77; 13. Michelle de La Haye VIC 7:50.54; 14. Bianca Share VIC 7:51.37; 15. Liz Monahan NSW 7:55.60; 16. Magdalena Wolszczak SA 8:00.27; 17. Rebecca Junor NSW 8:03.07; 18. Stef Puszka VIC 8:08.56; 19. Patricia Keane VIC 8:45.35; 20. Vanessa Ebejer NSW 8:53.28.
4x100m State Relay 1. NSW 47.68 (Kara Shackleton, Lauren Jones, Bianca Williams, Danielle Fisher); 2. VIC 47.94 (Melissa Cavanagh, Lucy Kenny, Rebecca Ball, Kate Fietz); 3. TAS 47.95 (Katie Nicholson, Melanie Street, Kate Pedley, Morgan Whiley); 4. QLD 55.13 (Rebecca Negas, Pip Kehoe, Melissa French, Tarja Clarke); SA DQ (Abbey Dunn, Piranee Steinert, Kelly Richards, Melissa Wilczynski).

4x400m State Relay 1. VIC 3:47.05 (Emily Allen, Marnie D'Ademo, Rebecca Ball, Kimberley Crow); 2. NSW 3:47.48 (Jessica Montague, Emma Lincoln-Smith, Lara Nicod, Tara Millgate); 3. SA 3:49.57 (Kelly Richards, Abbey Dunn, Megan Hedges, Piranee Steinert); 4. TAS 3:51.99 (Katie Nicholson, Erin Tucker, Kate Pedley, Morgan Whiley); 5. QLD 3:55.51 (Jodie Parravicini, Margie Atthow, Frances Bain, Anna McMurtrie).

3000m Walk 1. Laura Johnson NSW 13:50.86; 2. Lisa Grant NSW 14:07.63; 3. Bridgitte Burns VIC 14:25.04; 4. Susan Knapton NSW 14:37.28; 5. Chantelle Petith QLD 14:49.49; 6. Becky Lee NSW 14:58.78; 7. Vanessa Ebejer NSW 15:03.37; 8. Yvette Becker SA 15:03.70; 9. Jodie Emmerson VIC 15:16.10; 10. Amy MacDonald NZL 15:19.46; 11. Laura Newall NSW 15:24.50; 12. Sarah Catling VIC 15:26.52; 13. Brianna Heazlewood NSW 15:30.04; 14. Kirsten Venzlauskas NSW 15:35.86; 15. Jaclyn Bryant VIC 15:39.12; 16. Stacey Birch NSW 15:39.85; 17. Jessica Heazlewood NSW 15:39.88; 18. Cassie Rickard VIC 15:42.68; 19. Christina Alldis NSW 15:42.94; 20. Jillian Hosking ACT 15:59.07; 21. Rachael McDermott NSW 16:22.40; 22. Tegan MacNeeney WA 16:55.68; Emma Gray VIC DNF; Bianca Sait NSW DQ.

High Jump 1. Petrina Price NSW 1.87m; 2. Casey Narrier WA 1.79m; 3. Lauren Foote SA 1.76m; 4. Alexandra Church NSW 1.76m; 5. Claire Mallett NSW 1.76m; 6. Tessa Densley VIC 1.76m; 7. Christina Heydon NSW 1.69m; 8. Melanie Street TAS 1.69m; 9. Kirby Brett NSW 1.65m; 10. Ilka Manners NSW 1.65m; 10. Tiffany Pickford NZL 1.65m; 10. Jane Brotherton NSW 1.65m; 13. Alisha Hewett SA 1.60m; 13. Sarah Williams NSW 1.60m; 15. Megan Rashleigh QLD 1.60m.

Pole Vault 1. Wendy Young SA 3.75m; 2. Ashlee Hayes VIC 3.75m; 3. Erryn Boxall WA 3.65m; 4. Jana Tankosic SA 3.65m; 5. Jacinta Lynn VIC 3.40m; 6. Katherine Rogers WA 3.40m; 7. Anthea Kotyla SA 3.10m; 8. Krista Meares QLD 3.10m; 9. Kelly Wright QLD 2.95m; 10. Narelle Henderson VIC 2.95m; 11. Skye Humphreys WA 2.95m; 12. Victoria Head NSW 2.80m; 12. Rebecca Ranclaud QLD 2.80m; 14. Kylie Munn QLD 2.80m; 15. Angelique Brett VIC 2.80m; 16. Sarah Burton VIC 2.80m; 17. Jane Zuliani SA 2.60m; 17. Sophia Talotta SA 2.60m; 17. Erica Roadknight VIC 2.60m; 20. Zoe Towers NSW 2.60m; 20. Sarah Riseley VIC 2.60m; 22. Adele Holland VIC 2.40m; 22. Carlee Van Dyk VIC 2.40m.

Long Jump 1. Shermin Oksuz WA 6.40m w:1.3; 2. Jacinta Boyd QLD 6.09m w:2.5; 3. Emma Knight VIC 5.88m w:1.2; 4. Sally Jones QLD 5.71m w:2.4; 5. Alexis Turner QLD 5.64m w:3.2; 6. Jody Eckert NT 5.58m w:1.0; 7. Crystelle Coulon NSW 5.57m w:1.1; 8. Claire Mallett NSW 5.49m w:1.3; 9. Natalie Irwin QLD 5.30m w:2.3; 10. Chelea Scott VIC 5.24m w:2.4; 11. Crystal Cragan WA 4.45m w:-0.4.

Triple Jump 1. Kate O'Donnell NSW 12.35m w:2.0; 2. Emma Knight VIC 12.11m w:0.8; 3. Sally Jones QLD 11.84m w:2.0; 4. Crystal Cragan WA 11.84m w:1.2; 5. Tabitha Dudley VIC 11.75m w:2.2; 6. Chelea Scott VIC 11.75m w:2.7; 7. Alexis Turner QLD 11.64m w:1.2; 8. Claire Mallett NSW 11.41m w:2.0; 9. Laura Townshend SA 11.12m w:1.1; 10. Natalie Irwin QLD 10.99m w:1.9; 11. Jody Eckert NT 10.85m w:0.2; 12. Sallyann Vivian SA 10.82m w:1.5; 13. Sara Lauchlan QLD 10.65m w:1.3; 14. Tara Swinfield NSW 10.56m w:2.2; 15. Tarja Clarke QLD 10.09m w:3.0; 16. Angharad Pendleton SA 9.63m w:2.0; 17. Jacqueline Prosser WA 9.57m w:2.4; Sarah Badenoch-Jones ACT ND.

Shot Put 1. Belinda Johnson NSW 13.15m; 2. Leana Bishop QLD 12.67m; 3. Sharyn Dickson NSW 12.61m; 4. Jane Lynch NSW 11.91m; 5. Samantha Fraser QLD 11.75m; 6. Lauren Bettini WA 11.58m; 7. Samantha Collier QLD 11.40m; 8. Hannah Zwitter QLD 10.97m; 9. Melanie Bea Gramenz QLD 10.83m; 10. Rowena Dowling NSW 10.79m; 11. Jane Brotherton NSW 10.79m; 12. Nicole Seage QLD 10.70m; 13. Leanne Spokes VIC 10.53m; 14. Leslie Ann Bassett VIC 10.53m; 15. Camille Lee SA 10.05m; 16. Megan Theres Gilloway QLD 9.97m; 17. Lexi Young SA 7.43m.

Discus 1. Samantha Collier QLD 43.09m; 2. Leana Bishop QLD 42.81m; 3. Samantha Fraser QLD 42.03m; 4. Sharyn Dickson NSW 39.80m; 5. Lauren Bettini WA 39.25m; 6. Alicia Marshall SA 39.24m; 7. Belinda Johnson NSW 37.08m; 8. Nicole Seage QLD 37.05m; 9. Kristin Gordon NZL 35.23m; 10. Emily Nolan NSW 34.54m; 11. Amy Lamond QLD 34.50m; 12. Megan Kendall NSW 34.11m; 13. Jessica Morley QLD 33.39m; 14. Vennessa Galic SA 32.35m; 15. Leanne Spokes VIC 31.66m; Leslie Ann Bassett VIC ND.

Hammer 1. Megan Kendall NSW 43.35m; 2. Alexie Brown WA 42.94m; 3. Samantha Fraser QLD 42.17m; 4. Kristy Mills QLD 42.11m; 5. Alyssa Vella NSW 41.86m; 6. Carlee Van Dyk VIC 39.99m; 7. Tina Abbott QLD 39.81m; 8. Amy Lamond QLD 39.45m; 9. Kristie Short NSW 34.72m; 10. Talia Haberman VIC 34.42m; 11. Cara Mackey VIC 34.24m; 12. Kaylah Nielsen QLD 34.14m; 13. Sarah Mtandwa VIC 33.66m; 14. Anita Millington TAS 32.75m; 15. Michelle Schlechter QLD 31.61m; 16. Cathy Johnin SA 30.69m; 17. Rachel Cremer SA 29.79m; Emily Nolan NSW ND.

Javelin 1. Katherine Ellem QLD 44.61m; 2. Emily Nolan NSW 42.65m; 3. Samantha Pearson NSW 42.65m; 4. Alicia Marshall SA 41.29m; 5. Belinda Johnson NSW 40.71m; 6. Paula Bennell QLD 38.44m; 7. Kristin Gordon NZL 37.94m; 8. Jenna Guy SA 36.25m; 9. Aleta Booth QLD 36.23m; 10. Sharyn Dickson NSW 36.22m; 11. Leanne Spokes VIC 35.04m; 12. Sarah Ward QLD 34.96m; 13. Amy Springate QLD 34.81m; 14. Vanessa Sarten NSW 34.43m; 15. Hannah Zwisser QLD 33.46m; 16. Claire Rees NSW 33.40m; 17. Sarah Bettini WA 32.66m; 18. Noni Cubitt WA 31.72m; 19. Amour Sargeant WA 26.19m.

Women Under 16

100 metres Heat 1 w:0.4: 1. Michelle Cutmore QLD 12.04; 2. Kate Leitch QLD 12.50; 3. Jenna Lebrasse WA 12.58; 4. Chani Van Der Merwe SA 12.67; 5. Jemma Clifford NSW 12.79; 6. Jennifer Coogan NSW 12.87; 7. Courtney Jaensch SA 12.89; 8. Amy Twinch VIC 12.89. **Heat 2** w:-0.4: 1. Sally McLellan QLD 12.14; 2. Nicole Glavas VIC 12.39; 3. Katie Chivers VIC 12.62; 4. Michelle Riley NSW 12.63; 5. Kirsty Tan WA 12.99; 6. Bhey Orwin VIC 13.22; 7. Maryanne Major NSW 13.23; 8. Ebony Place VIC 13.56; 9. Sally Jeffree WA 13.74. **Heat 3** w:-2.5: 1. Jacinta Boyd QLD 12.63; 2. Emma Baudinette SA 12.80; 3. Rebecca Reuter QLD 12.89; 4. Liana Crockford VIC 12.95; 5. Kimberlee Green NSW 13.02; 6. Belinda Bozin VIC 13.03; 7. Elizabeth Dalton ACT 13.27; 8. Samantha Milford WA 13.32; 9. Laura Errey VIC 14.08. **Final** w:-2.8: 1. Michelle Cutmore QLD 12.17; 2. Sally McLellan QLD 12.18; 3. Nicole Glavas VIC 12.47; 4. Michelle Riley NSW 12.63; 5. Jacinta Boyd QLD 12.64; 6. Emma Baudinette SA 12.70; 7. Kate Leitch QLD 12.71; 8. Katie Chivers VIC 12.77; 9. Jenna Lebrasse WA 12.95.

200 metres Heat 1 w:0.0: 1. Michelle Cutmore QLD 24.45; 2. Keatyn Windley NSW 25.42; 3. Rebecca Reuter QLD 25.54; 4. Jennifer Coogan NSW 26.06; 5. Belinda Bozin VIC 26.10; 6. Jenna Lebrasse WA 26.44. **Heat 2** w:-1.0: 1. Hayley Malt VIC 25.53; 2. Jacqueline Davies QLD 25.67; 3. Michelle Riley NSW 25.77; 4. Catherine Larque ACT 26.51; 5. Kirsty Tan WA 26.51; 6. Bhey Orwin VIC 26.66; 7. Rachel Phillips QLD 26.74. **Heat 3** w:-0.5: 1. Nicole Glavas VIC 25.31; 2. Katie Chivers VIC 25.66; 3. Kate Leitch QLD 25.82; 4. Elina Sefo NSW 25.97; 5. Chani Van Der Merwe SA 26.55; 6. Regan Higgie NZL 27.16; Jemma Clifford NSW DQ. **Final** w:-2.5: 1. Michelle Cutmore QLD 24.41; 2. Nicole Glavas VIC 25.10; 3. Hayley Malt VIC 25.19; 4. Keatyn Windley NSW 25.45; 5. Michelle Riley NSW 25.60; 6. Rebecca Reuter QLD 25.62; 7. Katie Chivers VIC 25.79; 8. Jacqueline Davies QLD 25.93.

400 metres Heat 1 1. Jacqueline Davies QLD 56.14; 2. Elina Sefo NSW 58.12; 3. Catherine Larque ACT 58.33; 4. Christie Harrison NSW 58.99; 5. Bhey Orwin VIC 59.33; 6. Kelly McGinnity WA 59.56. **Heat 2** 1. Megan Vetter QLD 57.17; 2. Ashlea Tresize WA 58.70; 3. Jennifer Coogan NSW 58.88; 4. Emily Glover NSW 59.12; 5. Nicole Burry QLD 59.59; 6. Chantella Perera VIC 59.88; 7. Chloe Wilson TAS 60.07. **Heat 3** 1. Keatyn Windley NSW 57.63; 2. Jessica Doorey NSW 58.57; 3. Kelly Richards SA 59.19; 4. Kim Parsons NSW 59.74; 5. Rachel Phillips QLD 60.52; 6. Elise Kingston VIC 61.35; 7. Jessica Hruba SA 61.44. **Heat 4** 1. Kate Leitch QLD 58.51; 2. Ashleigh O'Neil NSW 59.73; 3. Nicole Perry TAS 60.14; 4. Caitlin Stanley SA 60.72; 5. Melinda Vidigal NSW 61.28; Regan Higgie NZL DQ. **Final** 1. Jacqueline Davies QLD 55.21; 2. Keatyn Windley NSW 56.05; 3. Kate Leitch QLD 56.46; 4. Elina Sefo NSW 56.63; 5. Megan Vetter QLD 57.49; 6. Catherine Larque ACT 58.04; 7. Jessica Doorey NSW 58.35; 8. Ashlea Tresize WA 59.21.

800 metres Heat 1 1. Hayley Tomlinson VIC 2:15.82; 2. Jessica Doorey NSW 2:16.73; 3. Alice Taylor McDonald QLD 2:16.97; 4. Anna Neumaier ACT 2:17.01; 5. Nicole Perry TAS 2:20.04; 6. Kelly McGinnity WA 2:20.79; 7. Georgia Kaidonis SA 2:21.33; 8. Chloe Wilson TAS 2:21.70; 9. Sally Anne Johnson QLD 2:22.44; 10. Lucy Polkinghorne NSW 2:25.03. **Heat 2** 1. Brooke Simpson NSW 2:17.18; 2. Alyce Gillham QLD 2:19.87; 3. Julia Pook TAS 2:20.37; 4. Georgie McCallum VIC 2:21.50; 5. Ashleigh Daniel VIC 2:21.93; 6. Lucy Killip QLD 2:22.71; 7. Teleah Elliss WA 2:22.97; 8. Nicole Burry QLD 2:24.04; 9. Gemma Christie WA 2:25.72; 10. Ashleigh O'Neil NSW 2:28.67; 11. Elise Kingston VIC 2:32.38. **Heat 3** 1. Jacqueline Davies QLD 2:15.28; 2. Emily Glover NSW 2:16.31; 3. Kaila McKnight VIC 2:17.86; 4. Holly Smith ACT 2:20.83; 5. Kim Parsons NSW 2:21.19; 6. Alison Burgess SA 2:21.55; 7. Belinda Inglis SA 2:21.75; 8. Nikita Daley QLD 2:24.44; 9. Christie Harrison NSW 2:28.32. **Final** 1. Brooke Simpson NSW 2:11.44; 2. Jacqueline Davies QLD 2:12.78; 3. Emily Glover NSW 2:12.97; 4. Hayley Tomlinson VIC 2:13.62; 5. Jessica Doorey NSW 2:18.63; 6. Anna Neumaier ACT 2:19.61; 7. Kaila McKnight VIC 2:20.47; 8. Alyce Gillham QLD 2:22.42; 9. Alice Taylor McDonald QLD 2:25.61.

1500 metres 1. Brooke Simpson NSW 4:29.95; 2. Hayley Tomlinson VIC 4:31.55; 3. Fiona Nash VIC 4:42.07; 4. Anna Neumaier ACT 4:45.13; 5. Nadine Burgess QLD 4:45.19; 6. Lucy Cashen SA 4:46.06; 7. Pippa Hendon WA 4:48.67; 8. Alison Burgess SA 4:48.70; 9. Georgia Kaidonis SA 4:54.85; 10. Laura Jane Luxford QLD 4:55.84; 11. Nikita Daley QLD 4:57.15; 12. Lucy Killip QLD 4:58.18; 13. Hayley Boucher TAS 4:58.72; 14. Lucy Polkinghorne NSW 5:01.15; 15. Kaila McKnight VIC 5:03.51; 16. Gemma Christie WA 5:03.52; 17. Nicole Burry QLD 5:04.02; 18. Caitlin McBaron QLD 5:13.05; 19. Madelaine Thompson WA 5:19.78; 20. Jordan Anderton SA 5:25.16; 21. Danielle Green SA 5:28.87; 22. Janey Fowler SA 5:54.55; 23. Olivia Harris SA 6:01.54.

3000 metres 1. Felicity Abram QLD 10:07.09; 2. Emily Johnson NSW 10:07.92; 3. Jessica Boyd NSW 10:13.74; 4. Nadine Burgess QLD 10:17.27; 5. Lucy Cashen SA 10:19.61; 6. Kathryn Archbold NSW 10:25.26; 7. Laura Jane Luxford QLD 10:28.07; 8. Kirby Jefferies VIC 10:30.91; 9. Pippa Hendon WA 10:33.08; 10. Ashlea Gilfillan NSW 10:34.28; 11. Dannielle McKenzie QLD 10:35.57; 12. Zhoe Warrington VIC 10:37.21; 13. Celia Boyle VIC 10:38.45; 14. Jamie Fearley WA 10:38.46; 15. Megan Brooks SA 10:38.48; 16. Hayley Boucher TAS 10:41.57; 17. Jacqui Waters QLD 10:46.38; 18. Briannan Crawford NSW 10:57.80; 19. Lee Piantadosi SA 11:09.51; 20. Lucy Polkinghorne NSW 11:21.34; Fiona Nash VIC DNF; Taryn Rau VIC DNF.

90m Hurdles Heat 1 w:-1.9: 1. Lauren Bartlett NSW 13.86; 2. Kelly McAuliffe WA 14.00; 3. Linda Allen QLD 14.10; 4. Pepita MacAlister-Knig NSW 14.17; 5. Susannah Stankiewicz SA 14.27; 6. Sarah McLean NSW 14.67; 7. Lara Clark NSW 14.89; 8. Rhiannon Dooley NSW 14.90. **Heat 2** w:-2.2: 1. Kylie Wildman NSW 13.86; 2. Kelly Pinkerton QLD 14.13; 3. Lyndsay Pekin WA 14.22; 4. Sascha McPherson VIC 14.51; 5. Nicole Smith QLD 14.56; 6. Amy Smith NSW 15.09. **Heat 3** w:-1.9: 1. Sally McLellan QLD 12.83; 2. Elise Binnington VIC 13.72; 3. Leah McAuliffe WA 14.18; 4. Kerryn Paull NSW 14.24; 5. Lauren Cowling VIC 14.51; 6. Jessica Linwood QLD 14.58; 7. Kylie Munn QLD 14.70. **Heat 4** w:-1.4: 1. Thalia Amanakis NSW 13.69; 2. Jenessa Schonrock QLD 13.91; 3. Sarah Malloy VIC 14.06; 3. Carolyn Dempsey VIC 14.06; 5. Helen Patterson VIC 14.10; 6. Kate Juniper QLD 14.14; 7. Ashleigh Fitzgerald WA 14.29; 8. Alice Horsnell NSW 14.94. **Final** w:-1.4: 1. Sally McLellan QLD 12.51; 2. Lauren Bartlett NSW 13.36; 3. Elise Binnington VIC 13.37; 4. Thalia Amanakis NSW 13.61; 5. Kylie Wildman NSW 13.61; 6. Carolyn Dempsey VIC 13.90; 7. Jenessa Schonrock QLD 14.03; 8. Sarah Malloy VIC 14.05; 9. Kelly McAuliffe WA 15.78.

200m Hurdles Heat 1 w:-0.5: 1. Lyndsay Pekin WA 30.22; 2. Amanda Drew QLD 30.31; 3. Kylie Wildman NSW 30.52; 4. Kelly McAuliffe WA 30.73; 5. Kelly Pinkerton QLD 31.09; 6. Amy Smith NSW 31.52; Belinda Bozin VIC DNF. **Heat 2** w:-0.8: 1. Thalia Amanakis NSW 30.20; 2. Leah McAuliffe WA 30.43; 3. Sascha McPherson VIC 30.44; 4. Lauren Cowling VIC 30.54; 5. Rebecca Sindel NSW 30.73; 6. Jessica Linwood QLD 30.87; 7. Lauren Bartlett NSW 31.04; 8. Kerryn Paull NSW 34.07. **Final** w:-0.8: 1. Kylie Wildman NSW 30.13; 2. Sascha McPherson VIC 30.44; 3. Leah McAuliffe WA 30.47; 4. Lyndsay Pekin WA 30.61; 5. Amanda Drew QLD 30.72; 6. Lauren Cowling VIC 31.27; 7. Thalia Amanakis NSW 31.69.

2000m Steeple 1. Alison Burgess SA 7:19.01; 2. Alice Taylor McDonald QLD 7:29.27; 3. Melissa Lloyd SA 7:38.66; 4. Lucy Polkinghorne NSW 7:43.07; 5. Danielle Smith TAS 7:52.30; 6. Lee Piantadosi SA 7:59.06; 7. Jodie Clifford TAS 8:02.11; 8. Elise Cole ACT 8:06.94; 9. Chloe Jones NSW 8:07.01; 10. Tara Radzki NSW 8:09.18; 11. Andrea Dent TAS 8:10.45; 12. Lisa Roberts SA 8:17.88; 13. Kylie Owen VIC 8:24.41; 14. Charlene Ebejer NSW 8:46.22.

4x100m State Relay 1. QLD 46.25 (Jacinta Boyd, Sally McLellan, Michelle Cutmore, Rebecca Reuter); 2. NSW 47.55 (Jemma Clifford, Michelle Riley, Keatyn Windley, Naomi Bligh); 3. VIC 47.58 (Bhey Orwin, Katie Chivers, Belinda Bozin, Nicole Glavas); 4. SA 48.91 (Courtney Jaensch, Chani Van Der Merwe, Susannah Stankiewicz, Emma Baudinette); 5. WA 50.50 (Kelly McAuliffe, Kirsty Tan, Leah McAuliffe, Jenna Lebrasse); 6. TAS 52.17 (Nicole Perry, Julia Pook, Chloe Wilson, Danielle Smith).

4x100m Schools Relay 1. NSW Endeavour Sports High 49.61 (Skye Drysdale, Maricor Cuenca, Tara Holt, Sarah McLean); 2. VIC Mentone Girls 50.63 (Helen Wilkie, Carly Chapman, Debbie Jarvis, Bhey Orwin); 3. WA Penrhose 50.70 (Sally Jeffree, Samantha Milford, Meagan Wheatley, Georgia Baker); 4. SA Walford School 50.94 (Caitlin Stanley, Leah Mencil, Georgina Deans-Costi, Chani Van Der Merwe); 5. VIC The Peninsular College 52.13 (Jay Besanko, Georgina Dentry, Tahlee Cridland, Eleanor Evans); 6. NSW Westfields Sports 52.41 (Shivanthi Siva, Christie Harrison, Krystal Pertel, Melinda Vidigal); 7. VIC Sacred Heart Girls C 54.29 (Natalie Limogianis, Chloe Thomas, Nicole Barnes, Sherena Mulgrave); 8. VIC Cobden Technical 58.50 (Ebony Place, Lisa Gardner, Nikaiya McVilly, Laura Errey).

4x200m State Relay 1. QLD 1:42.33 (Rebecca Reuter, Rachel Phillips, Karla Leyden, Jacqueline Davies); 2. VIC 1:43.30 (Bhey Orwin, Amy Twinch, Belinda Bozin, Liana Crockford); 3. SA 1:44.09 (Courtney Jaensch, Chani Van Der Merwe, Susannah Stankiewicz, Emma Baudinette); 4. WA 1:44.18 (Kirsty Tan, Kelly McGinnity, Jenna Lebrasse, Alice Round); NSW DQ (Jemma Clifford, Jennifer Coogan, Keatyn Windley, Michelle Riley).

1500m Walk 1. Bridgitte Burns VIC 6:50.84; 2. Becky Lee NSW 6:55.60; 3. Susan Knapton NSW 6:55.70; 4. Chloe Jones NSW 7:03.23; 5. Chantelle Petith QLD 7:04.82; 6. Jessica Heazlewood NSW 7:08.65; 7. Lauren Burns-Rees NSW 7:09.07; 8. Jessica Biggs QLD 7:11.74; 9. Christina Alldis NSW 7:17.11; 10. Amie Schenck VIC 7:18.77; 11. Emma Gray VIC 7:26.54; 12. Fauve Jacobs VIC 7:29.08; 13. Elise Cole ACT 7:32.01; 14. Tyne Boddy VIC 7:32.05; 15. Emmett Stevi VIC 7:45.90; 16. Tegan MacNeeney WA 7:51.43; 17. Lisa Roberts SA 7:57.60; 18. Charlene Ebejer NSW 8:12.62; Jillian Hosking ACT DQ.

High Jump 1. Jessica Meares QLD 1.72m; 2. Nicole Choolun QLD 1.68m; 3. Catherine Drummond QLD 1.68m; 3. Carolyn Dempsey VIC 1.68m; 5. Angela Kelly NSW 1.68m; 6. Matilda Gunn QLD 1.68m; 7. Bianca Doja NSW 1.64m; 7. Kerryn Paull NSW 1.64m; 9. Tabitha Dudley VIC 1.60m; 10. Ashlea Tresize WA 1.60m; 11. Angela Natalier QLD 1.55m; 11. Amanda West QLD 1.55m; 13. Emma Thomas SA 1.55m; 14. Sarah Malseed VIC 1.40m; Erin Cochrane SA NH; Kate Gibson SA NH.

Pole Vault 1. Katherine Rogers WA 3.30m; 2. Jamie Scroop SA 3.25m; 3. Jana Tankosic SA 3.15m; 4. Naomi Bligh NSW 3.15m; 5. Danielle O'Reilly SA 3.05m; 6. Kylie Munn QLD 2.90m; 7. Sophia Talotta SA 2.75m; 8. Zoe Towers NSW 2.60m; 9. Hayley Cundy SA 2.40m; 10. Sonia Weatherley QLD 2.40m; 11. Krystal Pertel NSW 2.40m; 12. Robyn Breckler WA 2.20m; 12. Jemma Pope NSW 2.20m; 12. Juliet Austin VIC 2.20m; 12. Asha Greene WA 2.20m; 16. Madeline Samson NSW 2.20m; 17. Candice Pertel NSW 2.20m; 18. Natalie Anderson SA 2.20m; 19. Poppy Anastassiadis SA 2.00m; 19. Talitha Baldwin NSW 2.00m; Sarah Riseley VIC NH; Adele Holland VIC NH.

Long Jump 1. Jacinta Boyd QLD 5.86m w:3.1; 2. Chantella Perera VIC 5.77m w:2.4; 3. Michelle Riley NSW 5.45m w:1.2; 4. Hayley Cerveto QLD 5.45m w:3.6; 5. Julie Bennell QLD 5.44m w:2.1; 6. Rebecca Hamblin NSW 5.28m w:1.9; 7. Kelly Pinkerton QLD 5.24m w:0.4; 8. Susannah Stankiewicz SA 5.23m w:2.3; Helen Wilkie VIC ND.

Triple Jump 1. Tabitha Dudley VIC 11.93m w:2.5; 2. Linda Allen QLD 11.85m w:3.2; 3. Hayley Cerveto QLD 11.81m w:2.8; 4. Kelly Pinkerton QLD 11.71m w:2.8; 5. Rebecca Hamblin NSW 11.67m w:0.9; 6. Courtney Biggs NSW 11.50m w:1.8; 7. Kirsty Tapscott NSW 11.42m w:2.8; 8. Elizabeth Dalton ACT 11.37m w:1.4; 9. Philippa O'Grady NSW 11.11m w:0.8; 10. Emma Baudinette SA 11.06m w:1.1; 11. Jenni Hancock VIC 10.97m w:0.9; 12. Emma Porritt QLD 10.91m w:0.4; 13. Chani Van Der Merwe SA 10.86m w:1.6; 14. Jessica Linwood QLD 10.60m w:0.9; 15. Angela Kelly NSW 10.52m w:1.8; 16. Leia Welten WA 10.11m w:1.0; 17. Shivanthi Siva NSW 10.10m w:1.0; 18. Georgina Deans-Costi SA 9.51m w:0.5; 19. Tess McGlachlan SA 9.31m w:0.8.

Shot Put 1. Annabel Thomson NSW 12.66m; 2. Rebecca Papadopoulos NSW 12.51m; 3. Caitlin Sippel QLD 11.47m; 4. Natalie Stuart QLD 11.46m; 5. Lisa Craig NSW 11.36m; 6. Renee Ward QLD 10.77m; 7. Aleta Booth QLD 10.67m; 8. Rachele Hoogland QLD 10.60m; 9. Sarah Mtandwa VIC 10.12m; 10. Calista Lyon VIC 10.04m; 11. Louise Campbell QLD 10.02m; 12. Sarah Bettini WA 10.00m; 13. Carly Bright NSW 9.96m; 14. Diana Webb QLD 9.90m; 15. Rebecca Oliver QLD 9.68m; 16. Kelly Magain SA 9.59m; 17. Brooke Reynolds QLD 9.03m; 18. Anita Millington TAS 8.29m.

Discus 1. Zennique Giampietro NSW 40.27m; 2. Calista Lyon VIC 40.20m; 3. Annabel Thomson NSW 39.98m; 4. Julie Bennell QLD 37.32m; 5. Louise Campbell QLD 36.46m; 6. Tevli Bullock NSW 35.76m; 7. Lisa Craig NSW 35.60m; 8. Megan Kendall NSW 35.25m; 9. Ashleigh Payne NSW 34.69m; 10. Tina Heilman SA 34.66m; 11. Kaylah Nielsen QLD 34.33m; 12. Rachele Hoogland QLD 34.21m; 13. Diana Webb QLD 34.00m; 14. Rebecca Oliver QLD 33.22m; 15. Rachel Evans NSW 32.94m; 16. Natalie Stuart QLD 32.33m; 17. Kristy-Lee Galic SA 32.09m; 18. Cassandra Richards NSW 31.13m; 19. Sophia Vale NSW 30.91m; 20. Sally Gardiner ACT 30.85m; 21. Renee Ward QLD 30.54m; 22. Stacey Stewart VIC 30.36m; 23. Sarah Bettini WA 27.13m; 24. Tamra Cross SA 24.70m; 25. Kerin Tregonning SA 22.15m; 26. Andrea Sutherland WA 19.17m.

Hammer 1. Alexie Brown WA 42.99m; 2. Megan Kendall NSW 38.40m; 3. Anita Millington TAS 37.26m; 4. Louise Campbell QLD 36.74m; 5. Nicole Pfeffer QLD 36.37m; 6. Sarah Mtandwa VIC 35.82m; 7. Diana Webb QLD 34.79m; 8. Stephanie Squires QLD 33.26m; 9. Michelle Schlechter QLD 33.14m; 10. Kaylah Nielsen QLD 33.01m; 11. Sally Chapman NSW 30.93m; 12. Nicole Burow QLD 30.92m; 13. Natasha Mullins QLD 30.89m; 14. Rachel Cremer SA 29.08m; Kate Cornell NSW ND.

Javelin 1. Zoe Pelbart NSW 42.78m; 2. Annabel Thomson NSW 39.77m; 3. Renee Cartwright NSW 39.74m; 4. Caitlin Sippel QLD 39.05m; 5. Jocelyn Stewart QLD 37.48m; 6. Aleta Booth QLD 37.40m; 7. Rebecca Papadopoulos NSW 37.31m; 8. Ashleigh Payne NSW 36.33m; 9. Julie Bennell QLD 36.31m; 10. Lauren Bale QLD 35.45m; 11. Cassandra Richards NSW 34.93m; 12. Carlee Dreves NSW 34.90m; 13. Angela Natalier QLD 33.99m; 14. Sarah Bettini WA 33.80m; 15. Madeline Samson NSW 33.53m; 16. Angelique Delaney NSW 33.25m; 17. Jenna Murray WA 33.09m; 18. Zoe Springate QLD 33.02m; 19. Kira Ambray VIC 32.68m; 20. Katherine Worotnicki VIC 32.62m; 21. Rachele Hoogland QLD 32.45m; 22. Dana Eagers QLD 31.87m; 23. Rachael Wilkinson QLD 30.86m; 24. Kaylah Nielsen QLD 30.18m; 25. Shannon Staples SA 29.85m; 26. Tina Heilman SA 29.50m; 27. Sally Gardiner ACT 29.28m; 28. Kirsty May NSW 29.02m; 29. Laura Osti SA 25.24m.
Women Under 14

100 metres Heat 1 w:1.7: 1. Tamara Grant QLD 12.55; 2. Rochelle Chivers NSW 12.78; 3. Fiona Scholz WA 12.89; 4. Nioka Simon NSW 12.98; 5. Kyla Edwards QLD 13.11; 6. Ashleigh Lascelles ACT 13.25; 7. Jamie Casacang NSW 13.35; 8. Tara Holt NSW 13.40.
Heat 2 w:-0.3: 1. Madeline Woodbridge VIC 12.67; 2. Madelin Poke TAS 12.92; 3. Briony Kanard NSW 13.03; 4. Mim Hill VIC 13.12; 5. Claire Ridley QLD 13.13; 6. Kimberley Smith VIC 13.33; 7. Skye Drysdale NSW 13.36; 8. Amanda McLean NT 13.59; 9. Samantha Seeto NSW 13.91. **Heat 3** w:0.0: 1. Maricor Cuenca NSW 12.34; 2. Karlyn Quispel VIC 12.98; 3. Grace Scantlebury QLD 13.02; 4. Chelsea Hosking ACT 13.02; 5. Laura Verlinden NSW 13.16; 6. Alice Round WA 13.28; 7. Tiffany Brown QLD 13.34; 8. Amanda Morris NSW 13.51. **Final** w:-1.4: 1. Maricor Cuenca NSW 12.41; 2. Madeline Woodbridge VIC 12.67; 3. Tamara Grant QLD 12.89; 4. Rochelle Chivers NSW 13.07; 5. Madelin Poke TAS 13.10; 6. Nioka Simon NSW 13.10; 7. Karlyn Quispel VIC 13.16; 8. Fiona Scholz WA 13.23; 9. Grace Scantlebury QLD 13.37.

200 metres Heat 1 w:-1.6: 1. Julia Nation VIC 25.60; 2. Mim Hill VIC 26.18; 3. Rochelle Chivers NSW 26.22; 4. Nioka Simon NSW 26.65; 5. Chelsea Hosking ACT 26.79; 6. Kyla Edwards QLD 27.23. **Heat 2** w:-0.6: 1. Maricor Cuenca NSW 25.00; 2. Madelin Poke TAS 25.88; 3. Tamara Grant QLD 26.30; 4. Amy Sadler NSW 26.78; 5. Alice Round WA 26.92; 6. Chloe Edwards VIC 27.13. **Heat 3** w:-3.8: 1. Madeline Woodbridge VIC 25.90; 2. Fiona Scholz WA 26.10; 3. Jaimee-Lee Hoebergen NSW 26.46; 4. Karlyn Quispel VIC 26.85; 5. Briony Kanard NSW 27.31; 6. Katherine Robb SA 27.60; 7. Ashleigh Lascelles ACT 28.30. **Final** w:-3.2: 1. Maricor Cuenca NSW 25.08; 2. Madeline Woodbridge VIC 25.68; 3. Julia Nation VIC 26.00; 4. Tamara Grant QLD 26.16; 5. Madelin Poke TAS 26.17; 6. Fiona Scholz WA 26.22; 7. Rochelle Chivers NSW 26.52; 8. Mim Hill VIC 26.57.

400 metres Heat 1 1. Katherine Katsanevakis VIC 59.45; 2. Nikita Durward QLD 60.60; 3. Claudy Spencer VIC 61.17; 4. Jamie Casacang NSW 61.29; 5. Loren Rowney QLD 61.59; 6. Georgia Baker WA 61.99; 7. Amy Brown NSW 62.48; 8. Rachel Coogan NSW 64.03. **Heat 2** 1. Zoe Buckman ACT 59.17; 2. Carly Feben VIC 59.50; 3. Chloe Edwards VIC 59.70; 4. Rochelle Chivers NSW 60.86; 5. Courtney Guy NSW 61.31; 6. Danielle Gregson WA 61.55; 7. Rebecca Hill QLD 62.16; 8. Melanie Budreika SA 62.36. **Heat 3** 1. Amy Sadler NSW 59.58; 2. Hayley Tomlinson VIC 60.10; 3. Karla Leyden QLD 61.33; 4. Leah Mencil SA 62.25; 5. Olivia Goder VIC 62.49; 6. Samantha Gleeson NSW 63.26; 7. Bridie Jane Manson QLD 67.34. **Heat 4** 1. Briony Kanard NSW 59.88; 2. Ashlea Clifton VIC 60.07; 3. Morgan Deane VIC 60.85; 4. Amanda Morris NSW 61.66; 5. Monique Hollick WA 62.25; 6. Rachael Mills QLD 63.52; 7. Amethyst McKee NSW 65.52; 8. Grace Asher SA 69.00. **Heat 5** 1. Jaimee-Lee Hoebergen NSW 57.82; 2. Fiona Scholz WA 58.49; 3. Kelly Hetherington VIC 59.92; 4. Kristy Radford VIC 60.51; 5. Katherine Robb SA 60.67; 6. Sigrid Mewing QLD 62.02; 7. Emma Johnson TAS 62.24; Meagan Wheatley WA DQ. **Semi 1** 1. Jaimee-Lee Hoebergen NSW 58.68; 2. Briony Kanard NSW 59.16; 3. Amy Sadler NSW 59.83; 4. Kristy Radford VIC 60.19; 5. Hayley Tomlinson VIC 60.55; 6. Rochelle Chivers NSW 60.95; 7. Ashlea Clifton VIC 62.10. **Semi 2** 1. Carly Feben VIC 58.78; 2. Fiona Scholz WA 58.98; 3. Chloe Edwards VIC 59.17; 4. Katherine Katsanevakis VIC 59.37; 5. Nikita Durward QLD 60.68; 6. Morgan Deane VIC 60.88; 7. Katherine Robb SA 61.26; 8. Zoe Buckman ACT 1:20.27. **Final** 1. Jaimee-Lee Hoebergen NSW 56.55; 2. Briony Kanard NSW 57.28; 3. Amy Sadler NSW 57.90; 4. Carly Feben VIC 58.18; 5. Katherine Katsanevakis VIC 58.54; 6. Fiona Scholz WA 58.66; 7. Chloe Edwards VIC 59.20; 8. Kristy Radford VIC 59.33.

800 metres Heat 1 1. Kelly Hetherington VIC 2:21.08; 2. Sarah Hall VIC 2:21.70; 3. Rebecca Hill QLD 2:21.85; 4. Heidi Gregson NSW 2:22.43; 5. Ashlea Gilfillan NSW 2:24.49; 6. Emma Wood NSW 2:25.02; 7. Imogen Russell VIC 2:26.72; 8. Tanya Holliday SA 2:32.31; Dominie Scott WA DQ. **Heat 2** 1. Katherine Katsanevakis VIC 2:19.25; 2. Emily Johnson NSW 2:19.68; 3. Cara Angel VIC 2:22.06; 4. Rachele Harrison QLD 2:22.69; 5. Sophia Kaidonis SA 2:23.27; 6. Emma Johnson TAS 2:24.68; 7. Blythe Spencer QLD 2:25.55; 8. Natasha Depetro VIC 2:28.41; 9. Amethyst McKee NSW 2:30.91. **Heat 3** 1. Carly Feben VIC 2:18.12; 2. Danielle Dias VIC 2:21.63; 3. Zoe Buckman ACT 2:22.20; 4. Stephanie Spencer QLD 2:23.04; 5. Meagan Wheatley WA 2:24.89; 6. Caitlin O'Dwyer VIC 2:25.18; 7. Samantha Gleeson NSW 2:30.21; 8. Loren Rowney QLD 2:31.13; Lauren Smith NSW DQ. **Final** 1. Carly Feben VIC 2:16.37; 2. Emily Johnson NSW 2:17.81; 3. Katherine Katsanevakis VIC 2:18.37; 4. Cara Angel VIC 2:19.33; 5. Sarah Hall VIC 2:22.85; 6. Danielle Dias VIC 2:22.95; 7. Rebecca Hill QLD 2:23.04; 8. Kelly Hetherington VIC 2:28.44.

1500 metres 1. Emily Johnson NSW 4:42.92; 2. Lorin Ripley QLD 4:51.52; 3. Sophia Kaidonis SA 4:52.11; 4. Sarah Hall VIC 4:52.63; 5. Ashlea Gilfillan NSW 4:53.77; 6. Caitlin O'Dwyer VIC 4:53.88; 7. Stephanie Spencer QLD 4:57.07; 8. Tanya Holliday SA 4:58.93; 9. Alana Anderson QLD 5:00.18; 10. Emma Wood NSW 5:00.72; 11. Blythe Spencer QLD 5:00.82; 12. Zhoë Warrington VIC 5:01.09; 13. Dannielle McKenzie QLD 5:03.19; 14. Jacqueline Russell QLD 5:03.87; 15. Dominic Scott WA 5:04.36; 16. Emma Johnson TAS 5:06.61; 17. Samantha Gleeson NSW 5:13.07; 18. Amethyst McKee NSW 5:18.10.

80m Hurdles Heat 1 w:-2.0: 1. Jessica Gulli VIC 12.84; 2. Stephanie Guest NSW 13.05; 3. Nadia de Bellis SA 13.20; 4. Emily Purcell VIC 13.25; 5. Ashlee Rayson WA 13.26; 6. Alicia Roden VIC 13.65. **Heat 2** w:-3.0: 1. Krystal Pertel NSW 12.79; 2. Candice Morley NSW 13.49; 3. Amy Murray VIC 13.56; 4. Melanie Adams VIC 13.67; 5. Ashleigh Lascelles ACT 13.72; 6. Kimberley Olsen SA 13.92. **Heat 3** w:-3.5: 1. Tara Holt NSW 12.47; 2. Casey Hamilton VIC 13.12; 3. Luana Groves VIC 13.27; 4. Marissa Ward NSW 13.45; 5. Helaina Bannister QLD 13.61; 6. Claire Ridley QLD 13.74; 7. Natalie Milne TAS 15.24. **Final** w:-1.5: 1. Tara Holt NSW 12.38; 2. Krystal Pertel NSW 12.42; 3. Jessica Gulli VIC 12.57; 4. Stephanie Guest NSW 13.03; 5. Casey Hamilton VIC 13.08; 6. Nadia de Bellis SA 13.31; 7. Candice Morley NSW 13.44; 8. Emily Purcell VIC 13.45.

4x100m State Relay 1. VIC 48.10 (Jessica Gulli, Julia Nation, Kimberley Smith, Madeline Woodbridge); 2. NSW 48.74 (Laura Verlinden, Maricor Cuenca, Rochelle Chivers, Briony Kanard); 3. QLD 49.64 (Kyla Edwards, Tiffany Brown, Claire Ridley, Tamara Grant); 4. WA 51.30 (Monique Hollick, Fiona Scholz, Danielle Gregson, Alice Round); 5. SA 54.78 (Kimberley Olsen, Tanya Holliday, Melanie Budreika, Katherine Robb).

1500m Walk 1. Tanya Holliday SA 7:00.45; 2. Elise Christie WA 7:05.31; 3. Christina Simpson WA 7:20.04; 4. Natasha Agius NSW 7:21.78; 5. Sibon Fuzzard VIC 7:30.08; 6. Emma Moore NSW 7:38.99; 7. Fiona Alldis NSW 7:44.47; 8. Laura Robinson VIC 7:46.03; 9. Sarah Alexander VIC 7:52.65; 10. Ashleigh Crank QLD 7:53.63; 11. Lauren Bones TAS 7:55.85; 12. Jacqui Buchanan WA 8:15.10; 13. Brooke Palfreyman VIC 8:22.12; 14. Kate Lutkins QLD 8:34.82; Katarina Grgurovic WA DQ; Jessica Daley NSW DQ; Tara Baker-Gabb QLD DQ.

High Jump 1. Sophia Begg NSW 1.71m; 2. Stephanie Vathis VIC 1.71m; 3. Kimberley Olsen SA 1.65m; 4. Amanda J Allen QLD 1.62m; 5. Lauren O'Neill NSW 1.62m; 6. Esther Dawe WA 1.56m; 7. Melanie Ousby QLD 1.56m; 8. Alexandra Heydon NSW 1.56m; 9. Rachel Forbes QLD 1.53m; 10. Samantha Tomlin NSW 1.53m; 11. Samantha Date VIC 1.53m; 11. Hope Watson ACT 1.53m; 13. Katherine Robb SA 1.53m; 14. Ashleigh Reid QLD 1.53m; 15. Hannah Alderton VIC 1.53m; 16. Melanie Adams VIC 1.50m; 17. Lorinda Stutterd TAS 1.45m; 18. Natalie Milne TAS 1.45m; 19. Rachel Bowman WA 1.40m.

Long Jump 1. Maricor Cuenca NSW 5.53m w:0.6; 2. Chloe Edwards VIC 5.50m w:4.5; 3. Grace Scantlebury QLD 5.32m w:2.9; 4. Amy Sadler NSW 5.22m w:0.1; 5. Tamara Grant QLD 5.18m w:0.4; 6. Marissa Ward NSW 5.12m w:0.4; 7. Danielle Gregson WA 5.04m w:2.0; 8. Candice Morley NSW 4.97m w:2.8; 9. Ashlea Clifton VIC 4.92m w:1.2; 10. Carmel Murphy QLD 4.72m w:3.0; 11. Katherine Robb SA 4.71m w:2.8; 12. Natalie Milne TAS 4.65m w:3.6; 13. Amanda McLean NT 4.64m w:2.8.

Triple Jump 1. Marissa Ward NSW 11.12m w:1.3; 2. Amy Sadler NSW 11.10m w:3.1; 3. Tamara Grant QLD 11.08m w:0.8; 4. Alysha House NSW 11.04m w:2.0; 5. Tracey Barnett QLD 10.87m w:0.4; 6. Madelin Poke TAS 10.76m w:2.6; 7. Stephanie Vathis VIC 10.69m w:1.5; 8. Samantha Gagovska VIC 10.63m w:3.0; 9. Ashlea Clifton VIC 10.62m w:2.7; 10. Katherine Robb SA 10.48m w:2.6; 11. Michelle Gehrig VIC 10.40m w:1.9; 12. Olivia Goder VIC 10.30m w:2.7; 13. Amy Psaltis QLD 10.21m w:1.0; 14. Kimberley Olsen SA 9.89m w:1.7; 15. Natalie Milne TAS 9.73m w:1.4; 16. Hope Watson ACT 9.71m w:1.5.

Shot Put 1. Dani Samuels NSW 14.01m; 2. Jessica O'Brien QLD 12.80m; 3. Kellie Osborne NSW 12.38m; 4. Lynsey Cochrane QLD 12.16m; 5. Amy Psaltis QLD 12.10m; 6. Courtney Bird QLD 11.72m; 7. Katheryn Lee NSW 11.62m; 8. Kylie MacKellin VIC 11.26m; 9. Emilie Gassin VIC 10.89m; 10. Donna Breglia WA 10.72m; 11. Jasmine Trimble NSW 10.67m; 12. Lisa Abbott NSW 10.60m; 13. Nicole Burow QLD 9.88m; 14. Nadia de Bellis SA 9.46m; 15. Georgia Baker WA 9.06m.

Discus 1. Dani Samuels NSW 39.37m; 2. Kylie MacKellin VIC 34.97m; 3. Amy Psaltis QLD 34.63m; 4. Stephanie Squires QLD 32.70m; 5. Katheryn Lee NSW 31.76m; 6. Candice Kraaymaat QLD 31.67m; 7. Donna Breglia WA 30.61m; 8. Nadia de Bellis SA 30.27m; 9. Jasmine Trimble NSW 30.26m; 10. Lynsey Cochrane QLD 29.62m; 11. Jessica McClintock QLD 28.99m; 12. Courtney Bird QLD 28.74m; 13. Lisa Abbott NSW 26.33m; 14. Katie Kneebone SA 19.47m.

Javelin 1. Erin Burns NSW 41.26m; 2. Jessica McClintock QLD 39.42m; 3. Lynsey Cochrane QLD 38.20m; 4. Donna Breglia WA 36.15m; 5. Amy Sadler NSW 35.76m; 6. Candice Kraaymaat QLD 35.16m; 7. Lorinda Stutterd TAS 32.40m; 8. Sonia Weatherley QLD 32.12m; 9. Kimberley Olsen SA 31.62m; 10. Amy Psaltis QLD 31.16m; 11. Dani Samuels NSW 30.12m; 12. Kate Shierlaw SA 30.01m; 13. Courtney Janssens VIC 29.89m; 14. Sarah Evans VIC 28.23m.

Men Under 20

100 metres w:-2.5 1. Jamie Barnes QLD 10.85; 2. Fabrice Lapierre NSW 10.94 3. Lewis Powell TAS 11.16; 4. Steve Landers VIC 11.42; 5. Carl Morehouse VIC 11.43; 6. Ross Fowler QLD 11.52; 7. Wade Hamilton NSW 11.55; 8. Shannon Byron VIC 11.55; 9. Luke Versace SA 11.62.

200 metres Heat 1 w:-0.6: 1. Keith Sheehy SA 21.99; 2. Lewis Powell TAS 22.30; 3. Fabrice Lapierre NSW 22.36; 4. Wade Hamilton NSW 22.76; 5. David Hanlin QLD 23.00. **Heat 2** w:-0.6: 1. Lane Harrison VIC 22.31; 2. Jamie Barnes QLD 22.34; 3. Ryan Turton NSW 22.37; 4. Stuart Whiteroad TAS 22.37; 5. Steve Landers VIC 22.63. **Final** w:-2.1: 1. Jamie Barnes QLD 21.60; 2. Keith Sheehy SA 21.92; 3. Fabrice Lapierre NSW 22.16; 4. Stuart Whiteroad TAS 22.28; 5. Lewis Powell TAS 22.33; 6. Lane Harrison VIC 22.39; 7. Ryan Turton NSW 22.64.

400 metres Heat 1 1. Steve Landers VIC 48.36; 2. Toby Sutherland QLD 49.06; 3. Hayden Fisher NZL 49.11; 4. James Gurr NSW 49.87; 5. David Gane NSW 51.11; 6. Chris Brooks SA 51.67. **Heat 2** 1. Keith Sheehy SA 48.26; 2. Ryan Turton NSW 48.59; 3. Stuart Whiteroad TAS 48.87; 4. Chris Hughes QLD 49.25; 5. David Hanlin QLD 49.61; 6. Fraser Trevaskis VIC 50.67; 7. Ian Auld NZL 51.55. **Final** 1. Steve Landers VIC 48.15; 2. Keith Sheehy SA 48.16; 3. Ryan Turton NSW 48.36; 4. Hayden Fisher NZL 48.51; 5. Toby Sutherland QLD 48.68; 6. Stuart Whiteroad TAS 48.80; 7. Chris Hughes QLD 49.17; 8. David Hanlin QLD 49.54.

800 metres Heat 1 1. Tom Osborne NZL 1:57.33; 2. Tim McGrath NSW 1:58.81; 3. Alexander Piekutowski TAS 1:59.08; 4. Scott Morrow NSW 1:59.16; 5. David Gane NSW 2:01.12. **Heat 2** 1. Cameron Morrissey NSW 1:56.26; 2. Todd Andrews VIC 1:56.37; 3. Stuart Smith QLD 1:56.88; 4. Nick Bromley NSW 1:57.79; 5. Sam Hogg SA 2:00.61; 6. Luke Hagan QLD 2:00.81. **Final** 1. Tom Osborne NZL 1:52.93; 2. Cameron Morrissey NSW 1:54.13; 3. Nick Bromley NSW 1:54.86; 4. Todd Andrews VIC 1:55.09; 5. Stuart Smith QLD 1:55.41; 6. Scott Morrow NSW 1:57.27; 7. Alexander Piekutowski TAS 1:59.22; 8. Tim McGrath NSW 2:00.14; 9. Sam Hogg SA 2:01.23.

1500 metres 1. Tom Osborne NZL 3:55.46; 2. Jeremy Roff NSW 3:58.18; 3. Tim McGrath NSW 4:00.19; 4. Cameron Peterson NSW 4:01.70; 5. Mike Reddie VIC 4:03.36; 6. Nick Bromley NSW 4:05.48; 7. Sam Hogg SA 4:05.70; 8. Chris Hartley SA 4:17.23.

5000 metres 1. Michael Shelley QLD 15:09.42; 2. Cameron Peterson NSW 15:38.76; 3. Eric Walsh QLD 15:46.70; 4. Andrew Arkinstall QLD 16:10.18; 5. Chris Hartley SA 16:25.16.

110m Hurdles Heat 1 w:-3.8: 1. Peter Cox NZL 15.15; 2. Mohamad Zeed VIC 15.19; 3. Paul Harlond VIC 15.51; 4. Elliot Denny QLD 15.65; 5. Mathew Cook NSW 16.58. **Heat 2** w:-1.8: 1. Warwick Cregan WA 14.54; 2. Paul Stickler NSW 14.99; 3. Andrew Lee VIC 15.30; 4. David Ancrum VIC 15.69; 5. Steven Mann SA 16.11. **Final** w:-3.4: 1. Warwick Cregan WA 14.48; 2. Peter Cox NZL 14.79; 3. Paul Stickler NSW 14.95; 4. Andrew Lee VIC 15.24; 5. Paul Harlond VIC 15.28; 6. David Ancrum VIC 15.36; 7. Elliot Denny QLD 15.51; Mohamad Zeed VIC DNF.

400m Hurdles 1. Toby Sutherland QLD 52.84; 2. Elliot Wood NSW 54.44; 3. Chris de Boer WA 55.30; 4. Steven Mann SA 55.72; 5. Luke Hagan QLD 59.44; Tim Johnston QLD DQ.

2000m Steeple 1. Jeremy Roff NSW 6:06.04; 2. Andrew Arkinstall QLD 6:29.82; 3. Daniel Smith NSW 7:20.77.

4x100m State Relay 1. VIC 41.40 (Carl Morehouse, Steve Landers, Lane Harrison, Mohamad Zeed); 2. QLD 41.80 (Joel Noffke, Ross Fowler, Ashley Daniel, Jamie Barnes); 3. NSW 42.01 (Aaron Warburton, Wade Hamilton, Matt Ayshford, Fabrice Lapierre); 4. TAS 42.11 (Matthew Rickards, Samuel Laughlin, Stuart Whiteroad, Lewis Powell); 5. SA 42.44 (Jake Jarvis-Bardy, Keith Sheehy, Ryan Rossouw, Luke Versace).

4x100m Schools Relay Heat 1 1. NSW Westfields Sports H 43.26 (John Thornell, Paul Stickler, Aaron Warburton, Fabrice Lapierre); 2. VIC Western Heights 44.53 (Chris Friars, Fraser Trevaskis, Sean Warren, Sean Baskin); 3. VIC Sebastopol SC 44.92 (Ben Rosedale, Nick Graefe, Brad Curtain, Josh Lloyd); 4. SA Trinity College B 47.72 (Nathan Harkiss, Luke Rawlings, Matthew Hulmes). **Heat 2** 1. TAS Guilford Young Colleg 44.26 (Steven Youd, Matthew Rickards, Patrick Coleman, Lewis Powell); 2. NSW Knox Grammar Wahroong 44.30 (James Gurr, Ivan Scannell, Michael Farrell, Matthew Chapple); 3. VIC Ballarat Grammar 44.51 (Luke Howlett, Jonathon Nield, Charles McKay, Shannon Byron); 4. VIC St Bernards College 45.06 (Michael Maggiore, Adrian Mott, Anthony Albanese, Stephen Smith); 5. SA Trinity College A 45.47 (Aaron McPherson, Steven Eichner, Paul Cavallaro, Peter Zurcher). **4x100m Schools Relay Final** 1. NSW Westfields Sports H 42.18 (John Thornell, Paul Stickler, Aaron Warburton, Fabrice Lapierre); 2. TAS Guilford Young Colleg 43.69 (Steven Youd, Matthew Rickards, Patrick Coleman, Lewis Powell); 3. VIC St Bernards College 44.15 (Michael Maggiore, Adrian Mott, Stephen Smith, Anthony Albanese); 4. VIC Ballarat Grammar 44.23 (Luke Howlett, Jonathon Nield, Charles McKay, Shannon Byron); 5. NSW Knox Grammar Wahroong 44.68 (James Gurr, Ivan Scannell, Michael Farrell, Matthew Chapple); 6. VIC Sebastopol SC 45.23 (Ben Rosedale, Nick Graefe, Brad Curtain, Josh Lloyd); 7. SA Trinity College A 46.10 (Aaron McPherson, Steven Eichner, Duncan Kimberlin, Peter Zurcher); VIC Western Heights DQ (Chris Friars, Fraser Trevaskis, Sean Warren, Sean Baskin).

4x400m State Relay 1. QLD 3:16.17 (Jamie Barnes, Chris Hughes, David Hanlin, Toby Sutherland); 2. NSW 3:17.77 (Ryan Turton, Andrew Howell, James Gurr, Elliot Wood); 3. TAS 3:19.44 (Stuart Whiteroad, Matthew Rickards, Alexander Piekutowski, Lewis Powell); 4. SA 3:21.36 (Luke Jericho, Simon Schuster, Keith Sheehy, Chris Brooks); 5. NZL 3:22.79 (Hayden Fisher, Tom Osborne, Ian Auld, Peter Cox); 6. VIC 3:24.20 (Corwin Pusch, Alex Lewitt, Todd Andrews, Luke Wallace).

5000m Walk 1. Jared Tallent VIC 22:27.65; 2. Travis Middlemiss VIC 23:20.72; 3. Shaun Archer ACT 23:58.24; 4. Tom Geyteman NSW 24:05.23; 5. Ashley Colquhoun ACT 24:37.53; 6. Michael Smith NSW 25:00.11; 7. Jamie Barnes VIC 25:01.87; 8. Peter Biggs QLD 25:41.72; 9. Adam Barnes VIC 25:56.31; 10. Michael Russell NSW 26:43.09; 11. Aaron Humphrey TAS 28:18.13; Christopher Lang QLD DQ; Scott Hemmings QLD DQ.

High Jump 1. James Watson NSW 2.04m; 2. Shaun Anderson NSW 2.00m; 3. Gerard Solden NSW 2.00m; 4. Brodie Carter VIC 2.00m; 5. Steven Youd TAS 1.95m; 6. Thomas Brown NSW 1.95m; 7. Daniel Lawton NSW 1.95m; 8. Jonathon Nield VIC 1.85m; Luke Rawlings SA NH.

Pole Vault 1. Kyle Ferreira VIC 4.65m; 2. Joel Glover SA 4.30m; 3. Tim Pollard VIC 4.20m; 4. Benjamin Towers NSW 3.80m; 5. Joel Pocklington VIC 3.80m.

Long Jump 1. John Thornell NSW 7.67m w:1.6; 2. Scott Crowe ACT 7.51m w:0.4; 3. Brett Moxey QLD 7.27m w:3.5; 4. Kevin Beams VIC 7.26m w:1.1; 5. Fabrice Lapierre NSW 7.16m w:1.2; 6. Peter Cox NZL 7.14m w:0.9; 7. Andrew Lee VIC 7.01m w:1.5; 8. Braden Searle WA 6.99m w:1.9; 9. Ryan Rossouw SA 6.90m w:1.0; 10. Ross Fowler QLD 6.77m w:0.7; 11. Steven Eichner SA 6.21m w:0.8; 12. Khaleel Patel QLD 6.02m w:1.1.

Triple Jump 1. Fabrice Lapierre NSW 14.99m w:1.1; 2. Alwyn Jones SA 14.37m w:0.5; 3. Geoff Davis NSW 14.28m w:0.0; 4. Matthew Crockford VIC 14.18m w:0.6; 5. Ryan Rossouw SA 13.72m w:0.0; 6. Brett Moxey QLD 13.72m w:0.9; 7. Ryan Chaim NSW 13.04m w:0.7.

Shot Put 1. Scott Martin VIC 19.78m; 2. Paul Peulich VIC 17.25m; 3. Robert Watkins QLD 16.60m; 4. Christian Alexander NSW 15.76m; 5. Gareth Care NSW 15.31m; 6. Alex Walker NSW 14.83m; 7. Sam Rowell SA 13.55m; 8. Angelo Vasilopoulos NSW 11.77m.

Discus 1. Scott Martin VIC 56.88m; 2. Tim Driesen VIC 49.84m; 3. Paul Peulich VIC 43.63m; 4. Josh Mitchell WA 43.50m.

Hammer 1. Tim Driesen VIC 65.84m; 2. Ben Curry QLD 59.70m; 3. Ryan Mormul NSW 57.62m; 4. Paul Peulich VIC 54.91m; 5. Kelvin Fish QLD 49.37m; 6. Tom England SA 49.22m; 7. Jarrod Stevens SA 48.41m; 8. Alex Jones NSW 47.96m; 9. Simon Wardhaugh QLD 46.62m; 10. Tim Burow QLD 44.89m; 11. Deene Sugars QLD 43.01m.

Javelin 1. Nick Bennett NSW 67.13m; 2. Steven Youd TAS 63.04m; 3. Joshua Robinson QLD 60.51m; 4. Aaron Cooke NSW 60.01m; 5. Kevin Beams VIC 57.52m; 6. Michael Leo QLD 56.58m; 7. Jari Talka ACT 56.11m; 8. Sam Rowell SA 52.93m; 9. Dane Pierce NSW 50.55m; 10. Luke Reeve QLD 49.12m; 11. Jason Hungerford VIC 45.88m; 12. Jarrod Sims SA 44.84m.

Multi Event 1. Jason Dudley QLD 6480 (11.96 w:0.0, 6.57m w:+1.0, 15.15m, 1.92m, 52.25, 16.07 w:-2.2, 40.33m, 3.60m, 53.70m, 5:48.03); 2. Anthony Camilleri NSW 6081 (11.76 w:0.0, 5.96m w:+1.2, 14.33m, 1.68m, 54.91, 16.62 w:-2.2, 40.24m, 3.10m, 51.38m, 4:52.88); 3. Brent Newdick NZL 5367 (11.74 w:0.0, 6.42m w:+0.4, 12.05m, NH, 51.85, 16.43 w:-2.2, 33.68m, 3.00m, 38.70m, 4:45.99); 4. Benjamin Towers NSW 5093 (12.05 w:0.0, 5.92m w:+0.6, 11.45m, 1.65m, 52.56, 17.09 w:-2.2, 30.34m, NH, 36.82m, 4:49.07); 5. Nathan Harkiss SA 4498 (12.34 w:0.0, 5.47m w:+0.7, 10.35m, 1.44m, 59.41, 18.95 w:-2.2, 31.85m, 3.20m, 41.96m, 5:43.18); 6. Josh Heinrich VIC 4332 (12.21 w:0.0, 5.39m w:+1.0, 9.65m, 1.53m, 53.79, 18.16 w:-2.2, 22.50m, 2.50m, ND, 4:41.75); 7. Anton Gerardis SA 4249 (12.65 w:0.0, 5.49m w:+1.6, 10.20m, 1.56m, 58.03, 22.59 w:-2.2, 24.86m, 3.40m, 30.82m, 5:06.93); 8. Ben Collette SA 3710 (12.00 w:0.0, 6.67m w:+1.0, 10.15m, 1.68m, 56.75, 18.59 w:-2.2, 21.53m, NH, DNF, DNF).

Men Under 18

100 metres Heat 1 w:-0.8: 1. Kris Neofytou NSW 11.02; 2. Caleb Tonkin VIC 11.04; 3. Braden Searle WA 11.12; 4. Jake Jervis-Bardy SA 11.38; 5. Sam Martin QLD 11.46; 6. Joel Noffke QLD 11.72; 7. Luke Von Pein QLD 11.74. **Heat 2** w:-0.4: 1. Paul Stickler NSW 11.12; 2. Brett Eaton WA 11.17; 3. Matthew Chapple NSW 11.23; 4. Luke Mansfield QLD 11.26; 5. Chris Jefferies QLD 11.53; 6. Corwin Pusch VIC 11.56; 7. Sajeeva Perera VIC 11.74. **Heat 3** w:-0.5: 1. Adam Miller NSW 10.85; 2. Mohamad Zeed VIC 11.14; 3. Jacob Groth NSW 11.16; 4. Matthew Davies QLD 11.33; 5. Warwick Cregan WA 11.35; 6. Luke Jericho SA 11.40; 7. Adrian Mott VIC 11.43; 8. Matthew Rickards TAS 11.78. **Heat 4** w:0.0: 1. John Thornell NSW 11.01; 2. Tom Williamson VIC 11.12; 3. Lane Harrison VIC 11.15; 4. Charles Wall QLD 11.27; 5. John Burstow QLD 11.33; 6. Samuel Laughlin TAS 11.34; 7. Clinton Gray VIC 11.45; 8. Kevin Whichello VIC 11.47. **Final** w:-3.1: 1. Adam Miller NSW 11.09; 2. Kris Neofytou NSW 11.11; 3. John Thornell NSW 11.23; 4. Caleb Tonkin VIC 11.25; 5. Mohamad Zeed VIC 11.38; 6. Paul Stickler NSW 11.39; 7. Lane Harrison VIC 11.45; 8. Tom Williamson VIC 11.46; 9. Braden Searle WA 11.60.

200 metres Heat 1 w:-1.3: 1. Brett Eaton WA 22.32; 2. Luke Mansfield QLD 22.35; 3. Adrian Mott VIC 22.42; 4. Jacob Groth NSW 22.59; 5. Sam Martin QLD 23.58; 6. Matt Ayshford NSW 24.43. **Heat 2** w:-1.0: 1. Kris Neofytou NSW 22.18; 2. Ashley Daniel QLD 22.45; 3. Matthew Davies QLD 22.86; 4. Peter Hoggan VIC 23.01; 5. Luke Jericho SA 23.02; 6. Samuel Laughlin TAS 23.05; 7. Jamain Khan NSW 23.19. **Heat 3** w:-2.0: 1. Adam Miller NSW 22.20; 2. Jake Jervis-Bardy SA 23.05; 3. Corwin Pusch VIC 23.33; 4. Aaron Warburton NSW 23.41; 5. Joel Noffke QLD 23.55; Tom Browett NSW DQ. **Heat 4** w:-2.4: 1. John Thornell NSW 22.55; 2. Tom Williamson VIC 22.66; 3. Lane Harrison VIC 22.73; 4. Westley Le Breux NSW 22.96; 5. Billy Spliadis NSW 23.59; 6. Vincent Harrigan QLD 24.08; 7. Paul Cavallaro SA 25.36. **Final** w:-3.0: 1. Adam Miller NSW 21.83; 2. Kris Neofytou NSW 21.97; 3. John Thornell NSW 22.21; 4. Brett Eaton WA 22.34; 5. Adrian Mott VIC 22.48; 6. Luke Mansfield QLD 22.73; 7. Jacob Groth NSW 22.81; 8. Ashley Daniel QLD 29.69.

400 metres Heat 1 1. Ashley Daniel QLD 49.53; 2. Peter Hoggan VIC 50.29; 3. Westley Le Breux NSW 50.51; 4. Mark Speelmyer QLD 50.89; 5. Liam Shaw VIC 51.57; 6. Michael Farrell NSW 53.49; 7. Duncan Kimberlin SA 56.96. **Heat 2** 1. Zane Palmer QLD 49.41; 2. Gavin Jefferies NSW 49.67; 3. Michael Saunders VIC 50.40; 4. Nic Davidson TAS 50.68; 5. Luke Jericho SA 50.75; 6. Kyle Ferreira VIC 51.04; 7. Leo John Mewing QLD 51.68. **Heat 3** 1. Ross Ridgewell NSW 50.01; 2. Ned McLeod VIC 50.33; 3. David Brown WA 50.35; 4. Sean Wroe VIC 50.41; 5. Simon Schuster SA 50.70; 6. David Parker QLD 51.75. **Heat 4** 1. Simon Fitzpatrick VIC 50.49; 2. Morgan O'Keeffe QLD 50.54; 3. Mike Hart NSW 50.94; 4. Michael Simon WA 51.54; 5. Luke Wallace VIC 51.84; 6. Matt Ayshford NSW 53.19. **Semi 1** 1. Peter Hoggan VIC 49.19; 2. Ross Ridgewell NSW 49.77; 3. Ashley Daniel QLD 49.80; 4. Nic Davidson TAS 49.97; 5. Michael Saunders VIC 50.49; 6. Simon Schuster SA 51.07; 7. Westley Le Breux NSW 51.78; 8. Ned McLeod VIC 55.52. **Semi 2** 1. Gavin Jefferies NSW 49.52; 2. Sean Wroe VIC 49.91; 3. Morgan O'Keeffe QLD 50.13; 4. Zane Palmer QLD 50.19; 5. Mike Hart NSW 50.32; 6. David Brown WA 50.55; 7. Luke Jericho SA 52.20; 8. Simon Fitzpatrick VIC 57.47. **Final** 1. Peter Hoggan VIC 48.59; 2. Ross Ridgewell NSW 48.75; 3. Gavin Jefferies NSW 49.10; 4. Ashley Daniel QLD 49.19; 5. Sean Wroe VIC 49.48; 6. Nic Davidson TAS 49.63; 7. Morgan O'Keeffe QLD 49.83; 8. Zane Palmer QLD 50.06.

800 metres Heat 1 1. Darien Williams ACT 1:55.22; 2. Daniel MacDonald NSW 1:56.20; 3. Anthony Burvill VIC 1:56.87; 4. Matt Dawson WA 1:58.58; 5. Zane Palmer QLD 2:00.21; 6. Lachlan Aspinall VIC 2:00.36; 7. Liam Rourke VIC 2:03.38; 8. Jeremy McNeil QLD 2:03.85. **Heat 2** 1. Ross Ridgewell NSW 1:55.36; 2. Declan Real QLD 1:55.89; 3. Andrew Boocock VIC 1:56.02; 4. Alex Lewitt VIC 1:56.85; 5. James Booth QLD 1:58.62; 6. Leo John Mewing QLD 1:59.53; 7. Robert Killmier SA 2:00.45. **Heat 3** 1. Werner Botha QLD 1:56.50; 2. Ashley Bacon QLD 1:57.36; 3. Dustin Phillips QLD 1:59.42; 4. Chris Struwe TAS 1:59.58; 5. Michael Mackenzie VIC 2:00.42; 6. Michael Dovey NSW 2:06.36; 7. Aaron McPherson SA 2:09.05. **Final** 1. Daniel MacDonald NSW 1:52.53; 2. Werner Botha QLD 1:52.82; 3. Ross Ridgewell NSW 1:53.64; 4. Ashley Bacon QLD 1:54.73; 5. Andrew Boocock VIC 1:55.17; 6. Darien Williams ACT 1:56.01; 7. Declan Real QLD 1:56.39; 8. Anthony Burvill VIC 1:56.56; 9. Alex Lewitt VIC 1:57.51.

1500 metres 1. Mitchell Kealey QLD 3:51.84; 2. Max Smith NZL 3:56.08; 3. Collis Birmingham VIC 3:56.50; 4. Jayden Russ QLD 3:58.92; 5. Dean Huffer VIC 4:00.34; 6. Robert Redmond VIC 4:01.91; 7. Daniel Knox QLD 4:02.01; 8. Matthew Smith QLD 4:03.03; 9. Ashley Bacon QLD 4:04.58; 10. Michael MacNamara QLD 4:04.81; 11. Matt Dawson WA 4:04.81; 12. Robert Killmier SA 4:06.86; 13. Darien Williams ACT 4:06.89; 14. Chris Struwe TAS 4:07.16; 15. Daniel Trevena NSW 4:11.65; 16. Dustin Phillips QLD 4:13.41; 17. James Scarr TAS 4:18.10; 18. Andrew Pattison Clarke NSW 4:29.48.

3000 metres 1. Mitchell Kealey QLD 8:35.93; 2. Max Smith NZL 8:36.24; 3. Mark Shepherd ACT 8:43.16; 4. Jayden Russ QLD 8:49.36; 5. Craig Applebury VIC 8:50.93; 6. Jeremy Fink VIC 8:52.93; 7. Andrew White VIC 8:58.79; 8. Jonathon Peters QLD 9:00.51; 9. Zane Holland VIC 9:03.13; 10. Damian Pryer SA 9:04.82; 11. Chris Rancie VIC 9:05.59; 12. Adrian Vincent VIC 9:06.63; 13. Jared Poppett NSW 9:07.73; 14. James Scarr TAS 9:09.04; 15. Alex White VIC 9:09.60; 16. Robert Redmond VIC 9:12.56; 17. Andrew Fahey NSW 9:15.70; 18. Michael Clark TAS 9:17.26; 19. Craig Knowles SA 9:20.34; 20. Andrew Ferris QLD 9:22.45; 21. Nathan Brown NSW 9:22.84; 22. Daniel Knox QLD 9:23.73; 23. Cameron Walker VIC 9:24.23; 24. Tim Polson QLD 9:27.51; 25. Troy Simpson NSW 9:34.68; 26. Daniel Condon NSW 9:36.34; 27. Daniel Clark VIC 9:49.64.

110m Hurdles Heat 1 w:-2.7: 1. Carl Morehouse VIC 14.49; 2. Kyle Ferreira VIC 14.50; 3. Stuart Bussell NSW 14.73; 4. Liam Smith WA 14.97; 5. Matthew Chapple NSW 15.30; 6. Brent Newdick NZL 15.34; 7. Reyhan Waterford ACT 15.50; 8. Aaron Mitchell WA 15.89. **Heat 2** w:-2.6: 1. Mohamad Zeed VIC 14.63; 2. John Burstow QLD 14.76; 3. Thomas Cotter QLD 15.51; 4. Nicholas Moylan VIC 15.65; 5. Justin Merlino NSW 15.69; 6. Matt Marlow WA 16.42; 7. George Balalis SA 16.52. **Heat 3** w:-0.5: 1. Warwick Cregan WA 13.77; 2. Drew Langford NSW 14.68; 3. Stephen Kim NSW 14.73; 4. Ned McLeod VIC 14.92; 5. Matthew Rickards TAS 14.95; 6. James Thom NSW 15.46; 7. Steven Mann SA 15.59; 8. Mark Robertson VIC 15.86. **Heat 4** w:-2.2: 1. Paul Stickler NSW 14.41; 2. Charles Wall QLD 14.88; 3. Grant Purdon QLD 15.48; 4. Joshua Cooper NSW 16.17; 5. Thomas Sullivan VIC 16.25; 6. Asher James SA 16.59; 7. Jack Greenwood NSW 16.89. **Final** w:-1.9: 1. Paul Stickler NSW 13.87; 2. Warwick Cregan WA 14.17; 3. Mohamad Zeed VIC 14.27; 4. Carl Morehouse VIC 14.65; 5. Stuart Bussell NSW 14.71; 6. Stephen Kim NSW 14.75; 7. Kyle Ferreira VIC 15.23; 8. John Burstow QLD 15.50.

400m Hurdles Heat 1 1. Matthew Rickards TAS 54.98; 2. Nic Davidson TAS 56.24; 3. Liam Smith WA 57.54; 4. Ivan Scannell NSW 57.91; 5. Matthew Hargreaves VIC 57.96; 6. Jarrod Greenhalgh VIC 58.79; 7. James Roff NSW 60.37; Kevin Stephensen QLD DQ. **Heat 2** 1. Josh Webb QLD 54.27; 2. Chris de Boer WA 55.78; 3. Charles Wall QLD 56.31; 4. Stuart Bussell NSW 56.67; 5. Andrew Howell NSW 57.15; 6. Thomas Sullivan VIC 58.71; 7. Grant Purdon QLD 58.72; 8. Adam Bernard VIC 62.79. **Heat 3** 1. Ned McLeod VIC 54.91; 2. Drew Langford NSW 55.71; 3. Nicholas Moylan VIC 55.88; 4. Matt Marlow WA 56.19; 5. Mark Robertson VIC 57.05; 6. Reyhan Waterford ACT 59.79; 7. Mitchell Pyers VIC 61.65; Peter Zurcher SA DNF. **Final** 1. Ned McLeod VIC 53.35; 2. Nic Davidson TAS 53.35; 3. Matthew Rickards TAS 53.89; 4. Matt Marlow WA 55.84; 5. Chris de Boer WA 55.90; 6. Nicholas Moylan VIC 57.15; 7. Drew Langford NSW 57.58; 8. Josh Webb QLD 58.45.

2000m Steeple 1. Jayden Russ QLD 6:03.06; 2. Daniel Trevena NSW 6:05.33; 3. Simon Donovan VIC 6:05.37; 4. Chris Rancie VIC 6:08.12; 5. Damian Pryer SA 6:11.64; 6. Zane Holland VIC 6:12.74; 7. Anthony Burvill VIC 6:15.86; 8. Joseph Hargreaves QLD 6:21.35; 9. Mark Shepherd ACT 6:23.38; 10. Nathan Brown NSW 6:27.12; 11. Anthony Morgan NSW 6:31.04; 12. Brendon Corbett QLD 6:31.63; 13. Craig Knowles SA 6:32.26; 14. Robert Kingston VIC 6:32.92; 15. Stephen Brown NSW 6:32.92; 16. Daniel Condon NSW 6:37.18; 17. Jared Poppett NSW 6:46.00; 18. Cameron Walker VIC 6:53.04; 19. Peter Ashmore VIC 6:58.38.

4x100m State Relay 1. NSW 40.94 (Kris Neofytou, John Thornell, Jacob Groth, Adam Miller); 2. WA 41.79 (Braden Searle, Brett Eaton, Liam Smith, Warwick Cregan); 3. VIC 42.15 (Corwin Pusch, Adrian Mott, Lane Harrison, Tom Williamson); 4. QLD 42.71 (Luke Von Pein, Luke Mansfield, Matthew Davies, Charles Wall); SA DQ (Jarrod Sims, Luke Jericho, Steven Eichner, Alwyn Jones).

4x400m State Relay 1. QLD 3:17.83 (Josh Webb, Werner Botha, Morgan O'Keeffe, Zane Palmer); 2. VIC 3:18.57 (Sean Wroe, Michael Saunders, Simon Fitzpatrick, Peter Hoggan); 3. WA 3:21.07 (Matt Marlow, Michael Simon, David Brown, Brett Eaton); 4. NSW 3:21.69 (Gavin Jefferies, Ross Ridgewell, Mike Hart, Westley Le Breux); 5. TAS 3:25.10 (Tristan Thomas, Chris Struwe, Samuel Laughlin, Nic Davidson).

3000m Walk 1. Jared Tallent VIC 12:54.53; 2. Adam Rutter NSW 13:10.68; 3. Shaun Archer ACT 13:18.00; 4. Travis Middlemiss VIC 13:23.29; 5. Michael McCagh WA 13:40.38; 6. Josh Poulton NSW 13:43.66; 7. Tom Geyteman NSW 14:04.63; 8. Jamie Barnes VIC 14:09.63; 9. Ashley Colquhoun ACT 14:12.87; 10. Michael Smith NSW 14:24.31; 11. Scott Hemmings QLD 14:34.69; 12. Michael Russell NSW 14:37.19; 13. Peter Biggs QLD 14:50.19; 14. Adam Barnes VIC 14:54.21; 15. Christopher Lang QLD 16:02.29; 16. Matt Harris SA 16:25.88; Ben Perske QLD DQ; Michael Hosking ACT DQ.

High Jump 1. James Watson NSW 2.08m; 2. Daniel Lawton NSW 2.05m; 3. Brodie Carter VIC 2.05m; 4. John Thornell NSW 2.05m; 5. Gerard Solden NSW 1.95m; 6. Adam Manuel WA 1.95m; 7. Joel Graham VIC 1.90m; 7. Sean Hobson QLD 1.90m; 7. James Dickson QLD 1.90m; 10. Josh Gallimore NSW 1.90m; 11. Joel Noffke QLD 1.90m; 12. Shaun Anderson NSW 1.90m; 13. Reyhan Waterford ACT 1.85m; 14. Bruce Kupfer QLD 1.75m; Ryan Baker SA NH.

Pole Vault 1. Kyle Ferreira VIC 4.50m; 2. Joel Pocklington VIC 4.00m; 3. Tim Pollard VIC 4.00m; 4. Chris Lewis NSW 3.85m; 5. Phillip Tracey NSW 3.85m; 6. Stephen Cowan QLD 3.70m; 6. Anthony Simons SA 3.70m; 8. Graeme Brown VIC 3.30m; Anton Gerardis SA NH; Joel Glover SA NH.

Long Jump 1. John Thornell NSW 7.69m w:1.6; 2. Carl Morehouse VIC 7.22m w:2.5; 3. Matthew Cooter VIC 6.99m w:1.3; 4. Bruce Kupfer QLD 6.96m w:1.7; 5. Joel Noffke QLD 6.95m w:1.9; 6. James Murphy QLD 6.88m w:1.7; 7. Sean Broadby TAS 6.87m w:1.4; 8. Geoff Davis NSW 6.78m w:2.2; 9. Patrick Coleman TAS 6.73m w:2.9; 10. Darren Boulet NSW 6.64m w:2.8; 11. Matthew Brown NSW 6.59m w:1.8; 12. Alwyn Jones SA 6.57m w:3.3; 13. Steven Eichner SA 6.55m w:2.9; 14. Mark Morgan WA 6.54m w:1.3; 15. Ben Collette SA 6.50m w:4.5; 16. Tom Browett NSW 6.07m w:0.8; 17. Matthew Barram QLD 6.03m w:2.2; 18. Chris Holness QLD 5.79m w:1.7; Braden Searle WA ND.

Triple Jump 1. Matthew Cooter VIC 14.89m w:1.0; 2. Alwyn Jones SA 14.61m w:1.9; 3. Dean Spilsbury QLD 14.48m w:3.0; 4. Patrick Coleman TAS 14.45m w:0.6; 5. Geoff Davis NSW 14.36m w:-0.4; 6. Sean Broadby TAS 14.30m w:1.2; 7. Daniel Blades QLD 14.17m w:2.8; 8. Darren Boulet NSW 14.04m w:4.0; 9. Josh Gallimore NSW 13.93m w:1.2; 10. Isaac Simon NSW 13.93m w:2.7; 11. Mark Howard NSW 13.64m w:3.0; 12. Brent Newdick NZL 13.45m w:2.7; 13. James Murphy QLD 13.44m w:0.8; 14. Daniel Lawton NSW 13.42m w:0.8; 15. Neil Martin QLD 13.31m w:2.7; 16. Matthew Brown NSW 13.31m w:2.1; 17. Trent Wade VIC 13.27m w:2.0; 18. Bruce Kupfer QLD 13.20m w:0.9; 19. John Savill WA 13.12m w:3.0.

Shot Put 1. Paul Peulich VIC 19.28m; 2. Robert Watkins QLD 18.82m; 3. Tim Driesen VIC 18.18m; 4. Rohan Edwards NSW 17.45m; 5. Jonathon Auguste QLD 17.20m; 6. Alex Walker NSW 17.02m; 7. Raff Laurins VIC 16.91m; 8. Josh Mitchell WA 15.83m; 9. Murray Goldfinch ACT 14.78m; 10. Joshua Robinson QLD 14.75m; 11. Sam Rowell SA 14.61m; 12. Chris Hooper VIC 14.42m; 13. Jarrod Stevens SA 13.71m; 14. Nathan Grant NSW 13.64m; 15. Mark Morgan WA 13.36m; 16. Tim Burow QLD 12.54m.

Discus 1. Tim Driesen VIC 58.37m; 2. Raff Laurins VIC 51.75m; 3. Grant Kraaymaat QLD 50.83m; 4. Ryan Mormul NSW 50.13m; 5. Damien Pfeffer QLD 49.90m; 6. Josh Mitchell WA 49.09m; 7. Alex Walker NSW 48.19m; 8. Rohan Edwards NSW 46.89m; 9. Matthew Lowe SA 45.08m; 10. Paul Peulich VIC 44.82m; 11. Michael Claydon WA 43.77m; 12. Jonathon Lambert QLD 42.94m; 13. Tim Woods QLD 41.91m; 14. Alex Jones NSW 40.97m; 15. Murray Goldfinch ACT 40.74m; 16. Victor Lam QLD 40.57m; 17. Tim Burow QLD 37.66m; 18. Nick Gregson SA 30.41m.

Hammer 1. Tim Driesen VIC 72.37m; 2. Paul Peulich VIC 65.14m; 3. Ryan Mormul NSW 64.96m; 4. Rohan Edwards NSW 64.61m; 5. Simon Wardhaugh QLD 59.71m; 6. Jarrod Stevens SA 56.21m; 7. Tom England SA 54.96m; 8. Kelvin Fish QLD 54.84m; 9. Alex Jones NSW 53.09m; 10. Brendan Neighbour VIC 52.65m; 11. Tim Burow QLD 48.37m; 12. Sam Rowell SA 47.86m; 13. Raff Laurins VIC 44.99m; 14. Trent Hobbs NSW 44.85m; 15. Matthew-Adam Grant VIC 42.07m; Deene Sugars QLD ND.

Javelin 1. Jarrod Bannister QLD 71.24m; 2. Brett Castle VIC 66.49m; 3. Joshua Robinson QLD 65.41m; 4. Aaron Cooke NSW 62.37m; 5. Jonathon Lambert QLD 58.50m; 6. Brenton Halter QLD 58.46m; 7. Damien Pfeffer QLD 57.88m; 8. Scott Stuart QLD 55.61m; 9. Sam Rowell SA 55.01m; 10. Greg Small QLD 54.18m; 11. David Sprigg VIC 53.07m; 12. Christopher Jordan QLD 52.33m; 13. John Savill WA 52.28m; 14. Tim Burow QLD 52.01m; 15. Shaun Fitzpatrick NSW 51.06m; 16. Raff Laurins VIC 50.42m; 17. Mark Chapman NSW 49.11m; 18. Jordan Holmes NSW 46.26m; Mark Morgan WA ND; Phillip Tracey NSW ND; Josh Gallimore NSW ND; Ben Kirkby NSW ND.

Men Under 16

100 metres Heat 1 w:-0.1: 1. Brandan Galic ACT 11.28; 2. Jimmy Downey QLD 11.29; 3. Peter Bouwman VIC 11.55; 4. Matt Burgess TAS 11.61; 5. Ben Madden VIC 11.68; 6. Brendan Ovens QLD 11.74. **Heat 2** w:-0.3: 1. Chris Costanzo VIC 11.31; 2. Tim Rooke VIC 11.41; 3. Matt Lynch NSW 11.56; 4. Warwick Mackenzie NSW 11.57; 5. Stephen Sheppard ACT 11.69; 6. Jesse Mariani NSW 11.79; 7. Matt Haynes VIC 12.00; 8. Brett Jones NSW 12.22. **Heat 3** w:0.0: 1. Sam Kiely NSW 11.13; 2. Robert Marks NSW 11.22; 3. Omer Mohamed VIC 11.35; 4. Andrew Storer WA 11.55; 5. Joseph Wong NSW 11.64; 6. Timothy Mallon QLD 11.78; 7. Luke Vaessen TAS 11.80. **Heat 4** w:0.0: 1. Adam Remmers VIC 11.20; 2. Jack Batchelor WA 11.27; 3. Robert Spencer VIC 11.33; 4. Nicholas Boylett QLD 11.51; 5. Douglas Bartholomew QLD 11.58; 6. Nash Kovakevic VIC 11.96; 7. John Fordham WA 12.34. **Heat 5** w:0.5: 1. Brett Robinson NSW 11.26; 2. Carl Dennis QLD 11.42; 3. Stephen Myers NSW 11.47; 4. Matthew Deegan SA 11.49; 5. Henry Mitchell NSW 11.51; 6. Michael Cleland SA 11.69; 7. Charles Niles VIC 11.84; 8. Lukas Toman VIC 12.20. **Semi 1** w:-1.2: 1. Sam Kiely NSW 11.14; 2. Chris Costanzo VIC 11.30; 3. Brandan Galic ACT 11.35; 4. Jimmy Downey QLD 11.39; 5. Omer Mohamed VIC 11.53; 6. Tim Rooke VIC 11.58; 7. Nicholas Boylett QLD 11.59; 8. Stephen Myers NSW 11.85. **Semi 2** w:-0.9: 1. Adam Remmers VIC 11.31; 2. Robert Spencer VIC 11.38; 3. Robert Marks NSW 11.42; 4. Jack Batchelor WA 11.42; 5. Brett Robinson NSW 11.49; 6. Carl Dennis QLD 11.53; 7. Henry Mitchell NSW 11.87; 8. Matthew Deegan SA 11.98. **Final** w:-3.0: 1. Sam Kiely NSW 11.24; 2. Adam Remmers VIC 11.35; 3. Robert Spencer VIC 11.38; 4. Chris Costanzo VIC 11.39; 5. Brandan Galic ACT 11.42; 6. Robert Marks NSW 11.42; 7. Jack Batchelor WA 11.44; 8. Jimmy Downey QLD 11.59.

200 metres Heat 1 w:0.0: 1. Robert Spencer VIC 22.82; 2. Warwick Mackenzie NSW 22.98; 3. Douglas Bartholomew QLD 23.03; 4. Jason Stewart VIC 23.41; 5. Luke Palmer NSW 23.60; 6. George Rhind WA 24.33. **Heat 2** w:-1.7: 1. Jimmy Downey QLD 22.80; 2. Adam Remmers VIC 23.17; 3. Stephen Sheppard ACT 23.67; 4. Matthew Deegan SA 23.84; 5. Luke Vaessen TAS 24.45; 6. Robert Boateng NSW 24.46. **Heat 3** w:0.8: 1. Chris Costanzo VIC 22.89; 2. Nicholas Boylett QLD 23.03; 3. Sam Kiely NSW 23.13; 4. Jack Batchelor WA 23.18; 5. Stephen Myers NSW 23.53; 6. Matt Burgess TAS 23.67. **Heat 4** w:1.0: 1. Tim Rooke VIC 22.90; 2. Brett Robinson NSW 22.99; 3. Henry Mitchell NSW 23.01; 4. Matt Lynch NSW 23.12; 5. Brandan Galic ACT 23.32; 6. Michael Kleinau QLD 24.64; 7. Garry Simpson SA 25.64. **Semi 1** w:-0.7: 1. Chris Costanzo VIC 22.83; 2. Nicholas Boylett QLD 22.93; 3. Robert Spencer VIC 22.95; 4. Douglas Bartholomew QLD 23.02; 5. Jack Batchelor WA 23.13; 6. Brett Robinson NSW 23.13; 7. Brandan Galic ACT 23.40. **Semi 2** w:-2.1: 1. Adam Remmers VIC 22.63; 2. Tim Rooke VIC 22.82; 3. Jimmy Downey QLD 22.93; 4. Warwick Mackenzie NSW 23.19; 5. Henry Mitchell NSW 23.40; 6. Matt Lynch NSW 23.51; 7. Stephen Sheppard ACT 23.51; 8. Jason Stewart VIC 23.96. **Final** w:-3.0: 1. Adam Remmers VIC 22.97; 2. Jimmy Downey QLD 23.07; 3. Tim Rooke VIC 23.32; 4. Chris Costanzo VIC 23.37; 5. Nicholas Boylett QLD 23.50; 6. Jack Batchelor WA 23.55; 7. Robert Spencer VIC 23.71; 8. Douglas Bartholomew QLD 23.71.

400 metres Heat 1 1. Tristan Thomas TAS 51.08; 2. Tim Rooke VIC 51.21; 3. Glen Smith VIC 51.82; 4. Warwick Mackenzie NSW 51.92; 5. Dean Bowen QLD 52.39; 6. Rory Vermeersch WA 53.77; 7. Simon Kennewell SA 54.83; 8. Jace Bode SA 55.08. **Heat 2** 1. Stefan Garrubba VIC 50.44; 2. Luke Palmer NSW 51.46; 3. Michael Cleland SA 51.80; 4. Ezra Sykes QLD 51.94; 5. Rowan Newton QLD 52.01; 6. Alex Griffiths WA 52.74; 7. Josh Hunter NSW 54.62; 8. Mark Bosse SA 57.01. **Heat 3** 1. Jimmy Downey QLD 50.93; 2. Douglas Bartholomew QLD 51.80; 3. Joshua Schmidt VIC 52.37; 4. Franc Iglewski NSW 52.39; 5. Daniel Mace TAS 52.44; 6. Jason Stewart VIC 53.43; 7. Ben Lasscock WA 55.11; 8. Shaun Condon NSW 58.58. **Heat 4** 1. Joel Milburn NSW 50.93; 2. Matthew Deegan SA 51.33; 3. Mitchell Hibbens NSW 51.91; 4. Stephen Myers NSW 52.26; 5. James Barton VIC 52.42; 6. Joshua West QLD 53.21; 7. Steven Grech NSW 55.36; 8. Ben Frick SA 61.76. **Semi 1** 1. Tim Rooke VIC 50.27; 2. Tristan Thomas TAS 50.37; 3. Stefan Garrubba VIC 50.53; 4. Douglas Bartholomew QLD 50.96; 5. Michael Cleland SA 51.54; 6. Stephen Myers NSW 52.10; 7. Warwick Mackenzie NSW 52.11; 8. Rowan Newton QLD 52.15. **Semi 2** 1. Jimmy Downey QLD 49.94; 2. Joel Milburn NSW 50.05; 3. Matthew Deegan SA 50.29; 4. Luke Palmer NSW 50.71; 5. Ezra Sykes QLD 51.90; 6. Joshua Schmidt VIC 52.14; 7. Glen Smith VIC 52.18; 8. Mitchell Hibbens NSW 52.42. **Final** 1. Joel Milburn NSW 48.77; 2. Stefan Garrubba VIC 49.57; 3. Tim Rooke VIC 49.57; 4. Jimmy Downey QLD 49.65; 5. Tristan Thomas TAS 50.52; 6. Matthew Deegan SA 50.52; 7. Douglas Bartholomew QLD 51.17; 8. Luke Palmer NSW 51.83.

800 metres Heat 1 1. Tyson Mahon VIC 1:56.78; 2. Joel Milburn NSW 1:57.43; 3. Brad Woods NSW 1:57.94; 4. Dean Bowen QLD 1:58.85; 5. David Kalinowski QLD 2:02.42; 6. Jason Ziaei VIC 2:02.84; 7. Trevor Pace NSW 2:03.28; 8. Linden Smith SA 2:03.80; 9. Joshua Schmidt VIC 2:03.81; 10. Jacob Henshall QLD 2:04.64; 11. Scott Tomilson ACT 2:12.93. **Heat 2** 1. Joe Edgley TAS 2:01.53; 2. Cole Fitzpatrick NSW 2:01.98; 3. Alex Griffiths WA 2:02.60; 4. Matthew Hammond VIC 2:03.00; 5. Christopher Bruinsma NSW 2:04.14; 6. Liam Moss QLD 2:04.98; 7. Nicholas Connellan VIC 2:06.48; 8. Steven Grech NSW 2:08.93; Geoff Lamont Smith WA DQ. **Heat 3** 1. Lachlan Renshaw NSW 2:01.10; 2. Glen Smith VIC 2:02.16; 3. Patrick Vidot NSW 2:02.55; 4. Ryan Costello NSW 2:02.93; 5. Mitchell Hibbens NSW 2:04.37; 6. Andrew Foote QLD 2:05.83; 7. Jordan Woolfe VIC 2:07.31; 8. Dylan Saw VIC 2:09.24; 9. Simon Kennewell SA 2:11.02; 10. Benjamin Sims VIC 2:11.69. **800 metres Final** 1. Tyson Mahon VIC 1:54.21; 2. Joel Milburn NSW 1:55.70; 3. Brad Woods NSW 1:58.16; 4. Dean Bowen QLD 1:58.43; 5. Cole Fitzpatrick NSW 1:59.56; 6. Glen Smith VIC 2:01.38; 7. Lachlan Renshaw NSW 2:01.94; 8. Joe Edgley TAS 2:02.22; 9. David Kalinowski QLD 2:02.39.

1500 metres 1. Tyson Mahon VIC 3:57.90; 2. Travis Prigg NSW 4:03.10; 3. Brad Woods NSW 4:06.13; 4. Cole Fitzpatrick NSW 4:11.48; 5. Nicholas Walker NSW 4:12.10; 6. Andrew Collingwood QLD 4:12.70; 7. Dean Locke VIC 4:13.27; 8. Jacob Henshall QLD 4:13.77; 9. Ryan Thierry QLD 4:16.03; 10. Damien West TAS 4:17.84; 11. Hayden Butt TAS 4:18.16; 12. Ben Rogers SA 4:19.87; 13. Scott Vance VIC 4:20.70; 14. Damien McDowell WA 4:22.59; 15. Sam Ellis VIC 4:25.34; 16. Lucas Cassebohm SA 4:25.93; 17. Blake Marschke QLD 4:34.01; 18. Simon Dornauf TAS 4:44.20; 19. Adrian Hart QLD 4:45.69; 20. Mark Anderson NSW 4:53.10; 21. Paul Wallace WA 4:57.98; 22. Chris Barrie SA 4:58.95.

3000 metres 1. Nicholas Davis QLD 8:48.48; 2. Travis Prigg NSW 8:53.20; 3. Peter Gajda QLD 8:58.86; 4. Sam Ellis VIC 8:59.98; 5. Damien West TAS 9:01.91; 6. Martin Abbott NSW 9:04.97; 7. Liam Adams VIC 9:06.63; 8. Dean Locke VIC 9:10.34; 9. Nicholas Walker NSW 9:11.10; 10. Aaron Patterson WA 9:11.12; 11. Matthew Woolley TAS 9:11.34; 12. Ryan Thierry QLD 9:14.62; 13. Matthew Russell NSW 9:17.56; 14. Thomas Do Canto NSW 9:18.18; 15. Brenton Rowe VIC 9:22.51; 16. Scott Vance VIC 9:24.76; 17. Andrew Collingwood QLD 9:28.85; 18. Nathan Flint QLD 9:29.93; 19. Brent Schuster VIC 9:32.46; 20. David McNeill VIC 9:33.63; 21. Rowan Platt NSW 9:34.83; 22. Tyson Popplestone WA 9:35.36; 23. James Wilson NSW 9:43.46; 24. Nick Bracks VIC 10:06.72; 25. Scott Tomilson ACT 10:10.28.

100m Hurdles Heat 1 w:-3.0: 1. Christopher Anderson QLD 13.67; 2. Greg Wynne QLD 13.96; 3. Luke Vaessen TAS 14.43; 4. Matt Lynch NSW 14.54; 5. Imran Zeed VIC 14.70; 6. Daniel Carlberg WA 14.76; 7. James Baumeister SA 14.82; 8. James Roff NSW 14.85. **Heat 2** w:-1.3: 1. Nunu Campos NSW 14.08; 2. Isaac Simon NSW 14.14; 3. William Cadden NSW 14.28; 4. Liam Bibo QLD 14.34; 5. Deon Streete QLD 14.69; 6. Alex Kantor WA 14.93; 7. John Byrne NSW 14.99; 8. Sandy Paynter QLD 15.70. **Heat 3** w:-0.9: 1. Dwain Weyers QLD 13.96; 2. Chris Costanzo VIC 14.08; 3. Robert Vattovaz VIC 14.10; 4. Andrew Semple NSW 14.92; 5. Matthew Broniecki SA 14.93; 6. Sam Baxendale ACT 15.96; Dean Geyer VIC DQ. **Heat 4** w:-0.6: 1. Angus Rankin NSW 13.72; 2. Benjamin Mumby QLD 13.86; 3. Matt Lambert WA 13.99; 4. Stephen Smith NSW 14.08; 5. Kyle Rasti VIC 14.58; 6. Matthew Gibbons NSW 15.24; 7. Miles Engelen NSW 15.52. **Heat 5** w:-0.6: 1. Mitchel Webber WA 13.36; 2. Leigh Bennett NSW 14.14; 3. Mitchell Brown NSW 14.20; 4. Philip Smith NSW 14.48; 5. Joel Pocklington VIC 14.52; 6. Myles Appo QLD 14.53; 7. Steven Kusli VIC 14.58; 8. Simon Byrne QLD 15.28. **Semi 1** w:-2.8: 1. Christopher Anderson QLD 13.66; 2. Angus Rankin NSW 13.77; 3. Benjamin Mumby QLD 13.86; 4. Greg Wynne QLD 13.94; 5. Matt Lambert WA 14.06; 6. Mitchell Brown NSW 14.08; 7. Leigh Bennett NSW 14.39; 8. William Cadden NSW 14.49. **Semi 2** w:-2.3: 1. Mitchel Webber WA 13.43; 2. Robert Vattovaz VIC 13.69; 3. Isaac Simon NSW 13.96; 4. Dwain Weyers QLD 13.99; 5. Nunu Campos NSW 14.13; 6. Chris Costanzo VIC 14.15; 7. Liam Bibo QLD 14.41; 8. Stephen Smith NSW 14.53. **Final** w:-2.6: 1. Mitchel Webber WA 13.42; 2. Dwain Weyers QLD 13.65; 3. Robert Vattovaz VIC 13.70; 4. Christopher Anderson QLD 13.72; 5. Benjamin Mumby QLD 13.75; 6. Angus Rankin NSW 13.77; 7. Greg Wynne QLD 14.60.

200m Hurdles Heat 1 w:-0.5: 1. Isaac Simon NSW 26.43; 2. Matt Lambert WA 26.94; 3. Deon Streete QLD 27.86; 4. Josh Gudgeon VIC 28.16; 5. Alex Kantor WA 29.03; 6. Moses Levey VIC 29.43; 7. Rory Vermeersch WA 29.99. **Heat 2** w:-0.8: 1. Dwain Weyers QLD 26.62; 2. Benjamin Mumby QLD 26.99; 3. James Nash SA 27.59; 4. John Byrne NSW 27.87; 5. James Baumeister SA 27.89; 6. William Cadden NSW 28.98; 7. Kieran Seenan VIC 32.04. **Heat 3** w:-0.6: 1. Matthew Mohr VIC 26.47; 2. Daniel Gardner QLD 27.09; 3. Luke Vaessen TAS 27.35; 4. Jarrod Greenhalgh VIC 28.30; 5. Angus Rankin NSW 28.80; 6. Dale Cox VIC 29.06; 7. Stuart Shepherd SA 29.13; 8. Andrew Semple NSW 29.61. **Heat 4** w:-0.5: 1. Robert Vattovaz VIC 26.44; 2. Matt Lynch NSW 26.72; 3. Greg Wynne QLD 27.64; 4. Stephen Smith NSW 27.76; 5. Matthew Broniecki SA 28.40; 6. Sam Baxendale ACT 29.32. **Heat 5** w:-0.8: 1. Mitchel Webber WA 26.68; 2. Leigh Bennett NSW 26.81; 3. Philip Smith NSW 27.48; 4. Jason Graham VIC 27.85; 5. Nunu Campos NSW 28.22; 6. Chris Hogan NSW 29.64; 7. Patrick Lyden TAS 29.93; 8. Adrian Fleming VIC 30.85. **Semi 1** w:-0.5: 1. Robert Vattovaz VIC 26.21; 2. Matt Lynch NSW 26.25; 3. Leigh Bennett NSW 26.26; 4. Matthew Mohr VIC 26.36; 5. Daniel Gardner QLD 26.57; 6. Luke Vaessen TAS 27.02; 7. Stephen Smith NSW 27.51; 8. Greg Wynne QLD 28.09. **Semi 2** w:-0.4: 1. Isaac Simon NSW 25.72; 2. Mitchel Webber WA 25.81; 3. Dwain Weyers QLD 26.45; 4. Matt Lambert WA 26.60; 5. Philip Smith NSW 27.07; 6. Jason Graham VIC 27.80; 7. Benjamin Mumby QLD 28.01; 8. James Nash SA 31.82. **Final** w:-0.9: 1. Isaac Simon NSW 25.36; 2. Mitchel Webber WA 25.72; 3. Dwain Weyers QLD 25.86; 4. Robert Vattovaz VIC 25.99; 5. Matthew Mohr VIC 26.25; 6. Matt Lynch NSW 27.08; 7. Leigh Bennett NSW 27.56; 8. Daniel Gardner QLD 28.92.

2000m Steeple 1. Travis Prigg NSW 6:02.88; 2. James Matthews NSW 6:21.35; 3. Morgan Rahe QLD 6:23.21; 4. Ben Poulton NSW 6:27.99; 5. Luke Svenson QLD 6:31.15; 6. Thomas Do Canto NSW 6:33.42; 7. Trent McArdle QLD 6:35.56; 8. Damien McDowell WA 6:36.23; 9. Aaron Patterson WA 6:36.40; 10. Garry Wordsworth NSW 6:37.95; 11. Aidan Hobbs NSW 6:37.99; 12. Shannon Daniliuk VIC 6:38.79; 13. Ben Rogers SA 6:40.06; 14. Harris Hatzopoulos VIC 6:40.65; 15. Alex Carder ACT 6:42.18; 16. Chris Ballingall VIC 6:42.26; 17. Simon Dornauf TAS 6:47.88; 18. Tyson Popplestone WA 6:49.33; 19. Paul Kang QLD 6:49.70; 20. Anthony Barry VIC 6:50.48; 21. Nicholas Fahey NSW 6:57.75; 22. Matthew Russell NSW 7:02.04; 23. Nick Bourke VIC 7:04.89; 24. Dean Scerri NSW 7:07.78; 25. Peter Gajda QLD 7:11.93; 26. Michael Chapman ACT 7:20.71.

4x100m State Relay 1. VIC 42.37 (Chris Costanzo, Stefan Garrubba, Tim Rooke, Adam Remmers); 2. NSW 42.72 (Brett Robinson, Joseph Wong, Robert Marks, Sam Kiely); 3. WA 43.50 (Mitchel Webber, Jack Batchelor, Andrew Storer, George Rhind); 4. QLD 43.51 (Douglas Bartholomew, Jimmy Downey, Carl Dennis, Brendan Ovens); 5. SA 44.57 (Michael Cleland, Cameron Maxwell, James Baumeister, Matthew Deegan); 6. TAS 46.95 (Shaun Inglis, Patrick Lyden, Aaron Humphrey, Daniel Mace); 7. ACT 47.73 (Patrick Mills, Stephen Spina, Alex Carder, Stephen Sheppard).

4x100m Schools Relay 1. NSW Patrician Bros Fairfi 44.96 (Robert Pasqualin, Matthew Burns, Trevor Pace, Jesse Mariani); 2. NSW Westfields Sports 45.06 (Andrew Semple, Brett Jones, Robert Marks, Robert Boateng); 3. VIC Melbourne High 45.31 (Lukas Toman, Charles Niles, Dean Geyer, Nash Kovakevic); 4. VIC Penleigh & Essendon 45.73 (Nick Uren, Dominic Laban, Anthony Trigona, Ben Madden); 5. NSW Knox Grammar Wahroong 46.27 (William Cadden, John Byrne, John Boag, Henry Mitchell); 6. SA Pulteney Grammar 47.42 (Jace Bode, Ben Frick, Garry Simpson, Sam Burt); VIC Camberwell Grammar DQ (Brendan Rosevear, Gavan Hall, William Chu, Timothy Choi).

4x200m State Relay 1. NSW 1:29.87 (Brett Robinson, Stephen Myers, Henry Mitchell, Joel Milburn); 2. WA 1:32.18 (Andrew Storer, George Rhind, Mitchel Webber, Jack Batchelor); 3. QLD 1:33.19 (Timothy Mallon, Christopher Anderson, Carl Dennis, Nicholas Boylett); 4. SA 1:33.19 (Michael Cleland, Cameron Maxwell, Simon Kennewell, Matthew Deegan); 5. VIC 1:35.33 (Dale Cox, Ben Madden, Imran Zeed, Jason Stewart); 6. TAS 1:38.89 (Shaun Inglis, Aaron Humphrey, Patrick Lyden, Daniel Mace); 7. ACT 1:43.85 (Stephen Spina, Mario Marcinko, Nathan Lalliard, Patrick Mills).

1500m Walk 1. Ben Perske QLD 6:20.02; 2. Adam Rutter NSW 6:22.06; 3. Luke Fitzgerald NSW 6:22.96; 4. Josh Poulton NSW 6:24.25; 5. Michael McCagh WA 6:25.53; 6. Phillip Hemsworth QLD 6:40.96; 7. Jamie Barnes VIC 6:43.73; 8. Damien Bowles NSW 7:00.58; 9. Aaron Humphrey TAS 7:01.10; 10. Matt Harris SA 7:11.32; 11. Jayden Strattan VIC 7:14.63; 12. Michael Rhead QLD 7:17.17; 13. Blake Egelton NSW 7:26.93; 14. Tim Stevenson VIC 7:42.11; 15. Ben Cleasby WA 7:54.08; 16. Gregorz Wolszczak SA 7:54.91; Cameron Strattan VIC DQ.

High Jump 1. Nate Roffey QLD 1.94m; 2. David Baskin VIC 1.94m; 3. Nathan Das Gupta WA 1.94m; 4. Hamish Perrett QLD 1.94m; 5. Simon Ting QLD 1.88m; 6. Robert Cracknell TAS 1.85m; 7. Kyle Rasti VIC 1.80m; 8. Nathan Roberts SA 1.80m; 9. Isaac Simon NSW 1.80m; 10. Daniel Lake QLD 1.75m; 11. Josh Koop SA 1.75m; 11. Danny Holliday NSW 1.75m; 13. John Boag NSW 1.70m.

Pole Vault 1. Joel Pocklington VIC 4.10m; 2. Anthony Simons SA 3.85m; 3. Tim Lewis NSW 3.45m; 3. Lindsay Pye NSW 3.45m; 5. Ben Palise QLD 3.45m; 6. Neil Joubert VIC 3.35m; 7. Kieran Newbold SA 3.25m; 8. Joel Simpson QLD 3.10m; 9. Keiren McKenzie QLD 3.10m; 10. Jason Grey NSW 2.70m.

Long Jump 1. Matt Lambert WA 6.89m w:3.1; 2. Isaac Simon NSW 6.88m w:2.5; 3. Peter Lee QLD 6.75m w:0.9; 4. Brett Robinson NSW 6.66m w:1.9; 5. Drew Campbell QLD 6.62m w:0.9; 6. Greg Wynne QLD 6.48m w:1.1; 7. Mark Aldridge QLD 6.47m w:1.2; 8. Devin Lafranchi VIC 6.46m w:2.6; 9. Matt Lynch NSW 6.37m w:3.2; 10. Andrew Storer WA 6.30m w:0.5; 11. Shaun Inglis TAS 6.26m w:1.1; 12. Brock Rappa QLD 6.26m w:0.9; 13. Christopher Anderson QLD 6.26m w:0.8; 14. Hamish Perrett QLD 6.25m w:3.6; 15. Cameron Chin NT 6.24m w:1.1; 16. Simon Robinson WA 5.86m w:0.6; 17. Ewan Harbord SA 5.75m w:1.0.

Triple Jump 1. Dwain Weyers QLD 13.72m w:0.6; 2. Isaac Simon NSW 13.70m w:0.4; 3. Hamish Perrett QLD 13.49m w:1.4; 4. Myles Appo QLD 13.38m w:0.9; 5. Matt Lynch NSW 13.20m w:0.9; 6. Johnathon Wynn NSW 12.97m w:-0.5; 7. Randika Senadheera VIC 12.81m w:0.8; 8. Mark Aldridge QLD 12.78m w:0.7; 9. Shaun Inglis TAS 12.73m w:-0.7; 10. Paddy O'Donoghue NSW 12.70m w:-0.9; 11. Matt Lambert WA 12.61m w:0.4; 12. Luke Jacenko NSW 12.54m w:0.7; 13. Matthew Morrell SA 12.45m w:-1.0; 14. Sean Preston ACT 12.42m w:0.4; 15. Peter Lee QLD 12.22m w:1.2; 16. Scott MacKinnon QLD 12.10m w:0.1; 17. Shane Riely WA 12.08m w:0.4; 18. Steven Kusli VIC 12.07m w:0.3; 19. Phil Wingrove WA 11.89m w:0.4.

Shot Put 1. Greg Smith-O'Neill NSW 17.57m; 2. Simon Wardhaugh QLD 17.40m; 3. Ronnie Buckley VIC 16.94m; 4. Gregory Koliopoulos NSW 16.77m; 5. Josh Hinze QLD 16.21m; 6. Dorian Kipriotis NSW 16.13m; 7. James Pidgeon QLD 16.04m; 8. Nicholas Kipriotis NSW 15.99m; 9. Trent Rutherford VIC 14.99m; 10. Jacob Drinkwater QLD 14.41m; 11. Aaron Crump NSW 14.32m; 12. Dwain Weyers QLD 14.12m; 13. Alex Rogers WA 14.04m; 14. Justin Wood WA 13.98m; 15. Johnathon Wynn NSW 13.97m; 16. Adam Manson TAS 13.90m; 17. Matthew Lowe SA 13.84m; 18. Mark Woodford VIC 13.75m; 19. Arion Wood NSW 13.54m; 20. Adam Laitt WA 13.31m; 21. Mark Foster NSW 13.22m; 22. Ryan Phillips QLD 13.16m; 23. Daniel Farrell NSW 12.72m; 24. Kym Jones VIC 11.81m; Trent Phillips QLD ND; Matthew Poulter VIC ND.

Discus 1. Ronnie Buckley VIC 61.59m; 2. Josh Hinze QLD 57.06m; 3. Simon Wardhaugh QLD 55.99m; 4. Matthew Lowe SA 55.66m; 5. Christopher Forth NSW 55.43m; 6. Scott Findlater QLD 53.16m; 7. Arion Wood NSW 53.04m; 8. Aaron Crump NSW 52.49m; 9. Dorian Kipriotis NSW 51.52m; 10. Johnathon Wynn NSW 50.32m; 11. Glenn Duggan NSW 49.85m; 12. Gary Blunt QLD 49.47m; 13. Nicholas Kipriotis NSW 48.39m; 14. Chris Hargreaves VIC 47.98m; 15. Stephen Nel QLD 47.67m; 16. Greg Smith-O'Neill NSW 47.19m; 17. Gregory Koliopoulos NSW 44.99m; 18. Matthew Poulter VIC 44.17m; 19. Adam Manson TAS 43.80m; 20. Justin Wood WA 43.63m; 21. Phil Wingrove WA 40.83m; 22. Matthew Morrell SA 39.65m.

Hammer 1. Simon Wardhaugh QLD 67.29m; 2. Dwain Weyers QLD 59.80m; 3. Chris Robinson NSW 58.89m; 4. Ronnie Buckley VIC 55.99m; 5. Matthew Robins VIC 45.51m; 6. Gary Blunt QLD 44.59m; 7. Michael Barber NSW 42.66m; 8. Adrian Rutty VIC 39.67m; 9. Chris Hargreaves VIC 38.45m; 10. Johnathon Wynn NSW 36.63m; 11. Trent Phillips QLD 34.28m; 12. Jamie Barnes VIC 33.99m; 13. Daniel Farrell NSW 30.59m.

Javelin 1. Aaron Crump NSW 58.70m; 2. Johnathon Wynn NSW 54.65m; 3. Mark Foster NSW 54.28m; 4. Christopher Forth NSW 52.62m; 5. David Bowden QLD 52.31m; 6. Mark Woodford VIC 51.07m; 7. William Brock WA 49.21m; 8. Adam Manson TAS 48.68m; 9. Nate Roffey QLD 48.42m; 10. Andrew Twyford NSW 47.29m; 11. Jonathon Casiotis QLD 46.21m; 12. Robert Cracknell TAS 39.38m; 13. Alexander Baird NSW 31.07m; 14. Nicholas Durham NSW 30.29m.

Men Under 14

100 metres Heat 1 w:-2.1: 1. Sam Burt SA 12.06; 2. Anthony Sexton ACT 12.24; 3. Cameron Hicks NSW 12.45; 4. Ben Teitzel QLD 12.57; 5. Jari Pylkkänen WA 12.67; 6. Zac Russ NSW 12.83; 7. Karim Regan-Murad NT 12.85; 8. Nathan Lalliard ACT 13.08. **Heat 2** w:-0.5: 1. Mitchell Watt QLD 11.79; 2. Darren Hein SA 12.19; 3. Jason Poon VIC 12.20; 4. Earl Hopkinson WA 12.66; 5. Blair Kean TAS 12.77; 6. Wee-Sian Woon ACT 13.06. **Heat 3** w:2.4: 1. Luke Cleghorn NSW 11.97; 2. Jordan Reis ACT 12.08; 3. Chris Noffke QLD 12.13; 4. Tim Ross ACT 12.48; 5. Peter Powderley WA 12.52; 6. Ian Cayzer TAS 12.56. **Heat 4** w:2.0: 1. Michael Bolton VIC 11.87; 2. Ken Bridger QLD 11.93; 3. James D'Alfonso VIC 12.08; 4. Kristofer Bridge NSW 12.09; 5. Alexander Bubner SA 12.24; 6. Elliott Jones QLD 12.56; 7. Stephen Spina ACT 12.84. **Final** w:-1.4: 1. Mitchell Watt QLD 11.75; 2. Ken Bridger QLD 11.95; 3. Michael Bolton VIC 12.09; 4. Luke Cleghorn NSW 12.21; 5. Sam Burt SA 12.21; 6. James D'Alfonso VIC 12.33; 7. Jordan Reis ACT 12.43; 8. Chris Noffke QLD 12.49; 9. Kristofer Bridge NSW 12.50.

200 metres Heat 1 w:-0.9: 1. Michael Bolton VIC 24.32; 2. Darren Hein SA 24.36; 3. Kristofer Bridge NSW 24.88; 4. Elliott Jones QLD 25.09; 5. Cameron Hicks NSW 25.26; 6. Peter Powderley WA 25.78; 7. Alex Kostov VIC 25.85; Patrick Mills ACT DQ. **Heat 2** w:-2.0: 1. Jason Poon VIC 24.50; 2. Tristan Garrett NSW 24.63; 3. Anthony Sexton ACT 24.64; 4. Sam Burt SA 24.69; 5. Zac Russ NSW 25.58; 6. Earl Hopkinson WA 26.15; 7. Brendon O'Donnell NSW 27.50. **Heat 3** w:-1.6: 1. David Laurie QLD 24.37; 2. Todd Bateman NSW 24.50; 3. Alexander Bubner SA 24.79; 4. Gavin Kargans SA 25.20; 5. Mario Marcinko ACT 25.95; 6. Richie Klemke ACT 26.22; 7. Luke Riches WA 26.33. **Heat 4** w:-1.7: 1. Sam Voss NSW 24.34; 2. James D'Alfonso VIC 24.38; 3. Luke Cleghorn NSW 24.94; 4. Chris Noffke QLD 25.09; 5. Jari Pylkkänen WA 25.28; 6. Jordan Reis ACT 25.40; 7. Ian Cayzer TAS 25.56; 8. Stephen Spina ACT 26.44. **Semi 1** w:-1.0: 1. Alexander Bubner SA 24.94; 2. James D'Alfonso VIC 24.99; 3. Todd Bateman NSW 25.18; 4. Elliott Jones QLD 25.75; 5. Kristofer Bridge NSW 25.81; 6. Chris Noffke QLD 25.82; 7. David Laurie QLD 28.23; Sam Voss NSW DQ. **Semi 2** w:-4.7: 1. Michael Bolton VIC 24.74; 2. Darren Hein SA 24.98; 3. Jason Poon VIC 25.02; 4. Anthony Sexton ACT 25.20; 5. Tristan Garrett NSW 25.22; 6. Luke Cleghorn NSW 25.53; 7. Gavin Kargans SA 27.94; Sam Burt SA DQ. **Final** w:-2.2: 1. Michael Bolton VIC 24.30; 2. Jason Poon VIC 24.34; 3. Darren Hein SA 24.47; 4. Alexander Bubner SA 24.58; 5. Tristan Garrett NSW 24.68; 6. James D'Alfonso VIC 24.73; 7. Anthony Sexton ACT 24.74; 8. Todd Bateman NSW 26.54.

400 metres Heat 1 1. Sam Voss NSW 53.83; 2. Brendan Watt ACT 55.20; 3. Ian Cayzer TAS 56.20; 4. Ben Jarvis WA 56.65; 5. Jim Quirk VIC 57.86; 6. Jordon Long SA 58.06; Joel Redmond QLD DQ. **Heat 2** 1. Justin Baker QLD 54.51; 2. Jonathan Hill NSW 54.92; 3. Pryce Butson VIC 55.54; 4. Jason Poon VIC 55.73; 5. Luke Licht TAS 57.00; 6. John Doan VIC 58.43. **Heat 3** 1. Tristan Garrett NSW 53.13; 2. Dominic Hennessy QLD 53.78; 3. Gavin Kargans SA 54.31; 4. Jason Abbott VIC 54.78; 5. Patrick Mills ACT 55.21; 6. Earl Hopkinson WA 62.45; Stephen McCarthy QLD DQ. **Final** 1. Tristan Garrett NSW 52.57; 2. Sam Voss NSW 52.98; 3. Justin Baker QLD 53.23; 4. Dominic Hennessy QLD 53.64; 5. Brendan Watt ACT 55.19; 6. Jonathan Hill NSW 55.86.

800 metres Heat 1 1. Justin Baker QLD 2:08.76; 2. Ben Jarvis WA 2:10.74; 3. Karl Stacey QLD 2:15.43; 4. Blake Vanderwoude NSW 2:15.67; 5. Pryce Butson VIC 2:17.25; 6. Andrew Percival NSW 2:17.67; 7. Sandeep Rakhra VIC 2:18.86; 8. Stephen McCarthy QLD 2:20.16; 9. Joel Selwood VIC 2:21.79. **Heat 2** 1. James Southgate ACT 2:08.51; 2. Mark Schofield QLD 2:08.54; 3. Jason Abbott VIC 2:10.96; 4. Jye Wilson QLD 2:12.55; 5. Luke Wisbey NSW 2:12.98; 6. Jonathan Hill NSW 2:13.97; 7. Michael Tilden NSW 2:14.77; 8. Craig Huffer VIC 2:18.48; Nick Thompson VIC DQ. **Heat 3** 1. Daniel Comparini NSW 2:07.70; 2. Kane Brigg QLD 2:07.73; 3. Brys Glasson ACT 2:07.83; 4. Mark Frost NSW 2:09.77; 5. Hamish Nelson VIC 2:12.23; 6. Joshua Tighe NSW 2:14.06; 7. Sean Verwey VIC 2:18.54; 8. Matthew Coloe VIC 2:21.29; 9. Nicholas Weldon TAS 2:26.45. **Final** 1. Justin Baker QLD 2:03.87; 2. Daniel Comparini NSW 2:06.16; 3. James Southgate ACT 2:06.77; 4. Brys Glasson ACT 2:06.98; 5. Mark Schofield QLD 2:08.01; 6. Kane Brigg QLD 2:08.93; 7. Mark Frost NSW 2:09.14; 8. Jason Abbott VIC 2:09.43; 9. Ben Jarvis WA 2:11.90.

1500 metres 1. Kane Brigg QLD 4:22.94; 2. James Southgate ACT 4:23.23; 3. Jye Wilson QLD 4:23.28; 4. Joshua Tighe NSW 4:30.15; 5. Matthew Coloe VIC 4:31.41; 6. Nathan Jones VIC 4:33.27; 7. Hamish Nelson VIC 4:35.66; 8. Matthew Bayley VIC 4:36.11; 9. Ashley Watson VIC 4:40.34; 10. OM Halliday QLD 4:43.78; 11. Jonathan Hill NSW 4:45.74; 12. Patrick Fox VIC 4:48.15; 13. Jason Abbott VIC 4:52.52; 14. Sean Verwey VIC 4:55.25; Sam Fielding TAS DQ; Mark Schofield QLD DQ.

90m Hurdles Heat 1 w:-3.6: 1. Michael Bolton VIC 12.98; 2. Eion Quinn QLD 13.35; 3. Kristofer Bridge NSW 13.56; 4. Benjamin Rickards TAS 13.71; 5. Joel Selwood VIC 13.74; 6. Josh Plummer NSW 17.24. **Heat 2** w:0.0: 1. Ken Bridger QLD 12.94; 2. Jordan Reis ACT 13.09; 3. Richard Knight VIC 14.26; 4. Oliver Saare WA 14.52. **Heat 3** w:-0.9: 1. Jari Pylkkänen WA 13.07; 2. Blair Kean TAS 13.53; 3. Michael McDermott NSW 13.75; 4. Dion Pocklington VIC 14.14; 5. Lachlan Stanton QLD 14.25. **Final** w:-2.1: 1. Michael Bolton VIC 12.88; 2. Ken Bridger QLD 12.94; 3. Jordan Reis ACT 13.03; 4. Jari Pylkkänen WA 13.19; 5. Eion Quinn QLD 13.59; 6. Blair Kean TAS 13.71; 7. Benjamin Rickards TAS 13.81; Kristofer Bridge NSW DQ.

4x100m State Relay 1. VIC 45.48 (James D'Alfonso, Nathan Burgess, Jason Poon, Michael Bolton); 2. QLD 45.88 (David Laurie, Ken Bridger, Ben Teitzel, Mitchell Watt); 3. SA 45.94 (Gavin Kargans, Alexander Bubner, Darren Hein, Sam Burt); 4. NSW 46.05 (Cameron Hicks, Todd Bateman, Sam Voss, Zac Russ); 5. WA 47.22 (Lucas Mata, Peter Powderley, Earl Hopkinson, Jari Pylkkänen); 6. TAS 48.13 (Luke Licht, Ian Cayzer, Sam Fielding, Blair Kean); 7. ACT 48.46 (Stephen Spina, Nathan Lalliard, Richie Klemke, Anthony Sexton).

1500m Walk 1. Jake Hogan VIC 7:01.66; 2. Blake Egelton NSW 7:16.26; 3. Nicholas Weldon TAS 7:22.84; 4. Justin Smith QLD 7:31.78; 5. Gregorz Wolszczak SA 7:31.86; 6. Kyle Bryant VIC 7:32.58; 7. David Ranger VIC 7:32.87; 8. Beau Plummer NSW 7:43.18; 9. Daniel Lineen VIC 7:48.33; 10. Desmond Collier QLD 7:51.29; 11. Mark Sheehan WA 7:54.21; 12. Luke McAuley NSW 7:55.21; 13. John Platt VIC 8:23.04; Luke Fitzgerald NSW DQ; Alan Murray QLD DQ; Nathan Rowe NSW DQ.

High Jump 1. Tyler Jackman SA 1.79m; 2. Kane Brigg QLD 1.79m; 3. Jarrett Van Den Akker NSW 1.79m; 4. Carl Mason QLD 1.79m; 5. Benjamin Rickards TAS 1.76m; 6. Simon Cohen NSW 1.73m; 7. Matthew Lonie QLD 1.70m; 8. Sam Cameron NSW 1.70m; 9. Tom Anderson WA 1.65m; 10. Fletcher Bayly SA 1.65m; 10. Bradley Russell NSW 1.65m; 12. Hamish Nelson VIC 1.60m; 12. Dean Anderson NSW 1.60m; 12. Chris Edwards TAS 1.60m; 15. Patrick Mills ACT 1.55m; 15. Marc Smith VIC 1.55m; 17. Wally Meekin WA 1.55m; 18. Bill Liapis VIC 1.55m.

Long Jump 1. Mitchell Watt QLD 6.26m w:2.2; 2. Chris Noffke QLD 6.25m w:2.9; 3. Michael Bolton VIC 6.10m w:1.3; 4. Blair Kean TAS 6.07m w:2.6; 5. Julius Nyambane QLD 5.91m w:2.4; 6. Wally Meekin WA 5.87m w:2.2; 7. Alexander Bubner SA 5.78m w:2.9; 8. Lucas Mata WA 5.67m w:1.3; 9. Scott Hammond NSW 5.63m w:2.6; 10. Luke Riches WA 5.60m w:3.6; 11. Bradley Russell NSW 5.57m w:1.0; 12. Luke Cleghorn NSW 5.56m w:2.5; 13. Scott McLeod Roberts QLD 5.56m w:2.1; 14. Sam Fielding TAS 5.48m w:2.1; 15. Richie Klemke ACT 5.43m w:3.5; 16. Sam Burt SA 5.41m w:0.5; 17. Richard Knight VIC 5.33m w:2.6; 18. Brendon O'Donnell NSW 5.28m w:1.8; 19. Karim Regan-Murad NT 5.20m w:2.2; 20. Kristofer Bridge NSW 5.18m w:2.8; 21. Lachlan Stanton QLD 5.05m w:3.6.

Triple Jump 1. Mitchell Watt QLD 13.27m w:0.0; 2. Wally Meekin WA 12.64m w:1.9; 3. Blair Kean TAS 12.41m w:0.5; 4. Josh Plummer NSW 11.66m w:1.3; 5. Jordan Reis ACT 11.63m w:1.1; 6. Teniola Tunde VIC 11.60m w:0.9; 7. Oliver Saare WA 11.51m w:3.4; 8. Julius Nyambane QLD 11.48m w:1.0; 9. Jarrett Van Den Akker NSW 11.33m w:2.3; 10. Keegan Ontong ACT 11.31m w:3.5; 11. Bradley Russell NSW 11.29m w:0.0; 12. Oliver Raymond QLD 11.24m w:1.6; 13. Scott McLeod Roberts QLD 11.21m w:1.2; 14. Brendon O'Donnell NSW 11.06m w:1.5; 15. Dale Tremath QLD 11.00m w:2.7.

Shot Put 1. Nicholas Andrianakos NSW 18.98m; 2. Joe Stevens QLD 15.88m; 3. Brett Gillespie QLD 15.67m; 4. Robert Eddy VIC 15.51m; 5. Damian Coe QLD 15.41m; 6. Stephan Todoroski WA 14.81m; 7. Daniel Hain SA 14.13m; 8. Robert Younge SA 13.87m; 9. Joel Redmond QLD 13.50m; 10. Peter Holtum QLD 13.48m; 11. Timothy Wade NSW 13.42m; 12. Dale Stevenson VIC 13.20m; 13. Clayton Hoet QLD 12.02m.

Discus 1. Hamish Day NSW 47.21m; 2. Jarrett Van Den Akker NSW 44.11m; 3. Robert Eddy VIC 43.61m; 4. Ashley Taylor QLD 43.28m; 5. Kriegler Scholtz QLD 40.56m; 6. Lukas Cannan NSW 39.82m; 7. Nicholas Andrianakos NSW 39.41m; 8. Fletcher Bayly SA 38.27m; 9. Colin Hayes QLD 37.78m; 10. Tim Winterflood QLD 37.43m; 11. Martin Sinclair NSW 36.37m; 12. Daniel Hain SA 35.16m; 13. Tarquin Pollock NSW 34.40m; 14. John Nelson VIC 31.86m; 15. Jari Pykkanen WA 30.86m.

Javelin 1. Robert Eddy VIC 50.26m; 2. Nathan Burgess VIC 45.15m; 3. Jarrett Van Den Akker NSW 44.79m; 4. Ashley Taylor QLD 44.36m; 5. Lukas Cannan NSW 42.55m; 6. Marty Wraight QLD 41.72m; 7. Clayton Hoet QLD 41.51m; 8. Dean Anderson NSW 40.87m; 9. Thomas Hall QLD 40.02m; 10. Ashley Costanzo VIC 39.34m; 11. Matthew Lonie QLD 38.98m; 12. Broderick Hayes QLD 37.14m; 13. Daniel Hain SA 36.64m; 14. Nicholas Andrianakos NSW 36.47m; 15. Matthew Boyd QLD 36.07m; 16. Mark Sheehan WA 35.12m; 17. Matthew Poelitz QLD 34.05m; 18. Filip Sekulic NSW 33.42m; 19. Nathan Lalliard ACT 33.21m; 20. Christopher Williams NSW 29.20m.

IGA ALL SCHOOLS ATHLETES OF THE MEET AWARDS - 2001

Dmitri Markov Award	John Thornell NSW	Men Under 18 Long Jump 7.69m
Bronwyn Eagles Award	Petrina Price NSW	Women Under 20 High Jump 1.90m

IGA AUSTRALIAN SCHOOLS KNOCKOUT CUP CHAMPIONSHIPS GEELONG, VICTORIA – 11TH DECEMBER 2001

Senior Girls Cup	Fairholme College	QLD	96 points
	Westfield Sports	NSW	93 points
	Geelong College	VIC	92 points
	Trinity College	SA	85 points
	Penrhos College	WA	80 points
Junior Girls Cup	Frankston High	VIC	97 points
	Westfield Sports	NSW	95 points
	Brisbane High	QLD	85.50 points
	Trinity College	SA	84.50 points
	Penrhos College	WA	84 points
Senior Boys Cup	Westfield Sports	NSW	98 points
	Caulfield Grammar	VIC	95 points
	Ipswich Grammar	QLD	93 points
	Guilford Young	TAS	91 points
	Pembroke School	SA	69 points
Junior Boys Cup	St Laurence College	QLD	97 points
	Caulfield Grammar	VIC	87 points
	Prospect High	TAS	85 points
	Mercedes College	SA	85 points
	Knox Grammar	NSW	79 points

Senior Girls

100 metres Green w:1.7: 1. Crystal Craygan WA Penrhos College 12.68; 2. Sophie Nelson VIC Geelong College 12.83; 3. Natasha Johnson QLD Fairholme College 13.30; 4. Tara Swinfield NSW Westfield Sports 13.57; 5. Angharad Pendleton SA Trinity College 13.71.

100 metres Gold w:0.5: 1. Pip Kehoe QLD Fairholme College 12.51 w:0.5; 2. Chelsea Jaensch SA Trinity College 12.77 w:0.5; 3. Shaydeen Thompson WA Penrhos College 13.23 w:0.5; 4. Donna Cranshaw NSW Westfield Sports 13.56 w:0.5; 5. Leah McKenzie VIC Geelong College 13.82 w:0.5.

400 metres Green 1. Lauren Miller WA Penrhos College 60.61; 2. Shannon Hill NSW Westfield Sports 61.66; 3. Carly Etheridge QLD Fairholme College 62.34; 4. Sarah Harrison SA Trinity College 63.23; 5. Sophie Whittakers VIC Geelong College 66.22.

400 metres Gold 1. Georgie Clarke VIC Geelong College 58.85; 2. Megan Hedges SA Trinity College 59.59; 3. Pip Kehoe QLD Fairholme College 60.54; 4. Donna Cranshaw NSW Westfield Sports 62.22; 5. Jessica Stingemore WA Penrhos College 62.80.

1500 metres Green 1. Shannon Hill NSW Westfield Sports 5:02.54; 2. Carly Etheridge QLD Fairholme College 5:07.65; 3. Clara Davies VIC Geelong College 5:08.69; 4. Sarah Harrison SA Trinity College 5:13.52; 5. Penelope Woollard WA Penrhos College 5:50.16.

1500 metres Gold 1. Georgie Clarke VIC Geelong College 4:26.22; 2. Rebecca Kozien SA Trinity College 4:55.61; 3. Christie Radnidge NSW Westfield Sports 4:58.12; 4. Lisa Hewitt QLD Fairholme College 5:10.25; 5. Lauren Miller WA Penrhos College 5:26.64.

200m Hurdles Green w:1.3: 1. Sophie Nelson VIC Geelong College 29.02; 2. Sally Jones QLD Fairholme College 29.17; 3. Jessica Stingemore WA Penrhos College 29.86; 4. Kate Connolly NSW Westfield Sports 32.89; Megan Hedges SA Trinity College DQ.

200m Hurdles Gold w:0.9: 1. Chelsea Jaensch SA Trinity College 27.90; 2. Corinne Archer NSW Westfield Sports 30.25; 3. Alanna Lyon VIC Geelong College 30.87; 4. Chelsea Clinton-Burns WA Penrhos College 31.63; 5. Jane Hamilton QLD Fairholme College 34.09.

4x200m Relay 1. QLD Fairholme College 1:46.98; 2. SA Trinity College 1:47.50; 3. NSW Westfield Sports 1:49.38; 4. WA Penrhos College 1:50.94; 5. VIC Geelong College 1:54.20.

Triple Jump Green 1. Tina Reilly VIC Geelong College 10.37m w:-0.8; 2. Tara Swinfield NSW Westfield Sports 10.33m w:-0.7; 3. Jacqueline Prosser WA Penrhos College 9.66m w:-0.8; 4. Angharad Pendleton SA Trinity College 9.26m w:-0.5; 5. Jane Hamilton QLD Fairholme College 8.98m w:-1.7.

Triple Jump Gold 1. Sally Jones QLD Fairholme College 11.84m w:-0.8; 2. Crystal Craygan WA Penrhos College 11.25m w:-2.3; 3. Alisha Hewett SA Trinity College 10.40m w:-1.1; 4. Sally Kemp VIC Geelong College 9.87m w:-2.4; 5. Corinne Archer NSW Westfield Sports 9.70m w:-0.4.

Shot Put Green 1. Sharyn Dickson NSW Westfield Sports 12.44m; 2. Bryone Meek VIC Geelong College 10.13m; 3. Vennessa Galic SA Trinity College 9.53m; 4. Sally Sander QLD Fairholme College 8.44m; 5. Amour Sargeant WA Penrhos College 8.04m.

Shot Put Gold 1. Natasha McKay NSW Westfield Sports 9.87m; 2. Robyn Huddy QLD Fairholme College 9.85m; 3. Pip Farr VIC Geelong College 8.79m; 4. Lexi Young SA Trinity College 8.35m; 5. Noni Cubitt WA Penrhos College 7.14m.

Javelin Green 1. Sharyn Dickson NSW Westfield Sports 35.30m; 2. Stacey Jackson QLD Fairholme College 34.56m; 3. Venessa Galic SA Trinity College 28.92m; 4. Pip Farr VIC Geelong College 28.42m; 5. Amour Sargeant WA Penrhos College 26.85m.

Javelin Gold 1. Robyn Huddy QLD Fairholme College 35.40m; 2. Alisha Hewett SA Trinity College 33.36m; 3. Tina Reilly VIC Geelong College 32.02m; 4. Noni Cubitt WA Penrhos College 29.21m; 5. Hayley Cameron NSW Westfield Sports 16.68m.

Junior Girls

100 metres Green w:2.3: 1. Courtney Jaensch SA Trinity College 12.81; 2. Samantha Milford WA Penrhos College 13.34; 3. Gabby Loizou VIC Frankston High 13.36; 4. Melinda Vioigal NSW Westfield Sports 13.49; 5. Rebecca Robinson QLD Brisbane High 13.56.

100 metres Gold w:-0.6: 1. Kristin O'Sullivan QLD Brisbane High 13.02; 2. Shivanthi Siva NSW Westfield Sports 13.59; 3. Elise Kingston VIC Frankston High 13.66; 4. Leia Welten WA Penrhos College 13.70; 5. Grace Asher SA Trinity College 14.15.

400 metres Green 1. Christie Harrison NSW Westfield Sports 59.56; 2. Chloe Edwards VIC Frankston High 59.93; 3. Jessica Hruby SA Trinity College 61.99; 4. Sally Jeffree WA Penrhos College 65.66; Amanda Ruddock QLD Brisbane High DQ.

400 metres Gold 1. Elise Kingston VIC Frankston High 59.75; 2. Megan Wheatley WA Penrhos College 60.10; 3. Melinda Vioigal NSW Westfield Sports 60.50; 4. Katherine Anderson SA Trinity College 62.24; 5. Rebecca Robinson QLD Brisbane High 62.49.

1500 metres Green 1. Dominic Scott WA Penrhos College 5:04.51; 2. Christie Harrison NSW Westfield Sports 5:14.37; 3. Liza Gilbert QLD Brisbane High 5:14.67; 4. Kylie Owen VIC Frankston High 5:18.54; 5. Jordan Anderton SA Trinity College 5:21.69.

1500 metres Gold 1. Zoe Warrington VIC Frankston High 5:00.70; 2. Caitlin McBaron QLD Brisbane High 5:09.53; 3. Madelaine Thompson WA Penrhos College 5:17.34; 4. Danielle Green SA Trinity College 5:23.09; 5. Aimee Jeffery NSW Westfield Sports 6:39.44.

200m Hurdles Green w:4.0: 1. Candice Morley NSW Westfield Sports 30.43; 2. Katherine Anderson SA Trinity College 30.64; 3. Carla Mathisen QLD Brisbane High 31.85; 4. Leia Welten WA Penrhos College 32.01; 5. Emma Pyman VIC Frankston High 32.64.

200m Hurdles Gold w:1.4: 1. Gabby Loizou VIC Frankston High 29.10; 2. Dana Eagers QLD Brisbane High 29.45; 3. Georgia Baker WA Penrhos College 30.14; 4. Courtney Jaensch SA Trinity College 30.29; 5. Candice Pertel NSW Westfield Sports 34.03.

4x200m Relay 1. VIC Frankston High 1:48.76; 2. QLD Brisbane High 1:48.77; 3. NSW Westfield Sports 1:50.19; 4. WA Penrhos College 1:50.53; 5. SA Trinity College 1:50.61.

High Jump Green 1. Megan Wheatley WA Penrhos College 1.49m; 2. Krystal Pertel NSW Westfield Sports 1.46m; 3. Natalie Kingston VIC Frankston High 1.40m; 4. Hayley Wright QLD Brisbane High 1.40m; 4. Kristy Lee Galic SA Trinity College 1.40m.

High Jump Gold 1. Erin Cochrane SA Trinity College 1.46m; 2. Stacey Stewart VIC Frankston High 1.46m; 3. Candice Morley NSW Westfield Sports 1.43m; 4. Lynsey Cochrane QLD Brisbane High 1.40m; 5. Rachel Bowman WA Penrhos College 1.25m.

Triple Jump Green 1. Carla Mathisen QLD Brisbane High 10.74m w:-1.5; 2. Shivanthi Siva NSW Westfield Sports 10.16m w:-1.9; 3. Samantha Milford WA Penrhos College 9.86m w:-2.0; 4. Jess Etccl VIC Frankston High 9.07m w:-2.7; 5. Danielle Green SA Trinity College 8.74m w:-0.3.

Triple Jump Gold 1. Jessica Hruby SA Trinity College 10.94m w:-2.1; 2. Dana Eagers QLD Brisbane High 10.70m w:-1.4; 3. Chloe Edwards VIC Frankston High 10.41m w:-2.6; 4. Krystal Pertel NSW Westfield Sports 9.85m w:-1.4; 5. Dominic Scott WA Penrhos College 8.93m w:-1.2.

Discus Green 1. Dani Samuels NSW Westfield Sports 33.53m; 2. Courtney Bird QLD Brisbane High 29.41m; 3. Tamra Cross SA Trinity College 29.02m; 4. Courtney Janssens VIC Frankston High 26.82m; 5. Georgia Baker WA Penrhos College 23.03m.

Discus Gold 1. Stacey Stewart VIC Frankston High 36.63m; 2. Lisa Abbott NSW Westfield Sports 32.58m; 3. Kristy Lee Galic SA Trinity College 31.58m; 4. Lynsey Cochrane QLD Brisbane High 29.34m; 5. Andrea Sutherland WA Penrhos College 25.27m.

Senior Boys

100 metres Green w:2.2: 1. Fabrice Lapierre NSW Westfield Sports 10.77; 2. Caleb Tonkin VIC Caulfield Grammar 10.98; 3. Jacob Jervis-Bardy SA Pembroke School 11.05; 4. Matthew Barram QLD Ipswich Grammar 11.43; 5. Matthew Rickards TAS Guilford Young 11.53.

100 metres Gold w:-0.4: 1. Paul Stickler NSW Westfield Sports 11.13; 2. Lewis Powell TAS Guilford Young 11.24; 3. Darren Brady QLD Ipswich Grammar 11.35; 4. Nathan Dux VIC Caulfield Grammar 11.63; 5. George Balalis SA Pembroke School 11.85.

800 metres Green 1. Stuart Smith QLD Ipswich Grammar 1:56.81; 2. Todd Andrews VIC Caulfield Grammar 1:57.10; 3. Steven Mann SA Pembroke School 2:01.53; 4. Michael Clark TAS Guilford Young 2:01.98; 5. Ashley Clark NSW Westfield Sports 2:32.64.

800 metres Gold 1. Chris Stowe TAS Guilford Young 2:02.07; 2. Joe Hargreaves QLD Ipswich Grammar 2:03.07; 3. Stephen Marriage VIC Caulfield Grammar 2:03.45; 4. Heath Nankivell SA Pembroke School 2:03.98; 5. Michael Russell NSW Westfield Sports 2:28.47.

3000 metres Green 1. Chris Stowe TAS Guilford Young 9:19.91; 2. Stephen Marriage VIC Caulfield Grammar 9:23.58; 3. Tim Aubert QLD Ipswich Grammar 9:26.62; 4. Sean McEntee SA Pembroke School 10:09.98; 5. Ryan Mormul NSW Westfield Sports 12:48.82.

3000 metres Gold 1. Michael Clark TAS Guilford Young 9:17.56; 2. Andrew Ferris QLD Ipswich Grammar 9:25.47; 3. Toby Medlin SA Pembroke School 9:33.02; 4. Nick Fallu VIC Caulfield Grammar 10:28.51; 5. Michael Russell NSW Westfield Sports 10:57.29.

200m Hurdles Green w:1.9: 1. Aaron Warburton NSW Westfield Sports 24.69; 2. Andrew Lee VIC Caulfield Grammar 25.10; 3. Steven Mann SA Pembroke School 25.17; 4. Matthew Carnio QLD Ipswich Grammar 25.83; 5. Patrick Coleman TAS Guilford Young 26.93.

200m Hurdles Gold w:2.9: 1. Paul Stickler NSW Westfield Sports 23.71; 2. Josh Webb QLD Ipswich Grammar 24.19; 3. Matthew Rickards TAS Guilford Young 24.53; 4. George Balalis SA Pembroke School 26.53; 5. Todd Andrews VIC Caulfield Grammar 26.70.

4x200m Relay 1. NSW Westfield Sports 1:31.04; 2. VIC Caulfield Grammar 1:32.56; 3. QLD Ipswich Grammar 1:33.74; 4. SA Pembroke School 1:34.26; 5. TAS Guilford Young 1:38.31.

High Jump Green 1. John Thornell NSW Westfield Sports 1.91m; 2. Joel Graham VIC Caulfield Grammar 1.85m; 3. Matthew Carnio QLD Ipswich Grammar 1.80m; 4. Patrick Midson TAS Guilford Young 1.80m; 5. Will Hackett SA Pembroke School 1.75m.

High Jump Gold 1. Steven Youd TAS Guilford Young 1.91m; 2. Rhys Venning QLD Ipswich Grammar 1.85m; 3. Nick Fallu VIC Caulfield Grammar 1.75m; 4. Conor Siebel NSW Westfield Sports 1.75m; Ross Roberts-Thomson SA Pembroke School NH.

Long Jump Green 1. John Thornell NSW Westfield Sports 6.56m w:-0.5; 2. Andrew Lee VIC Caulfield Grammar 6.24m w:-1.1; 3. Matthew Barram QLD Ipswich Grammar 5.94m w:-1.8; 4. Patrick Midson TAS Guilford Young 5.45m w:-2.5; 5. Jacob Jervis-Bardy SA Pembroke School 4.80m w:-0.9.

Long Jump Gold 1. Fabrice Lapierre NSW Westfield Sports 6.55m w:-2.1; 2. Josh Webb QLD Ipswich Grammar 6.40m w:-0.9; 3. Matthew Cooter VIC Caulfield Grammar 6.26m w:-1.8; 4. Patrick Coleman TAS Guilford Young 6.25m w:-1.6; 5. Ross Roberts-Thomson SA Pembroke School 5.36m w:-1.4.

Discus Green 1. Ryan Mormul NSW Westfield Sports 51.48m; 2. Peter Tziotis VIC Caulfield Grammar 37.34m; 3. Steven Youd TAS Guilford Young 36.31m; 4. James Hanisch SA Pembroke School 33.79m; 5. Rhys Venning QLD Ipswich Grammar 30.71m.

Discus Gold 1. Andrew Turnock TAS Guilford Young 46.70m; 2. Sam Hanzel VIC Caulfield Grammar 45.22m; 3. John Auguste QLD Ipswich Grammar 42.81m; 4. Peter Turner NSW Westfield Sports 39.99m; 5. Tom England SA Pembroke School 36.96m.

Junior Boys

100 metres Green w:2.9: 1. John Byrne NSW Knox Grammar 11.37; 2. Matt Burgess TAS Prospect High 11.44; 3. Aaron Krebs QLD St Laurence College 11.85; 4. Hamlet Armenian VIC Caulfield Grammar 12.05; 5. Benjamin Turner SA Mercedes College 12.53.

100 metres Gold w:1.8: 1. Henry Mitchell NSW Knox Grammar 11.47; 2. Nick Boylett QLD St Laurence College 11.48; 3. Matthew Deegan SA Mercedes College 11.62; 4. Sam Wood VIC Caulfield Grammar 11.82; 5. Jarrod Ryan TAS Prospect High 12.08.

400 metres Green 1. Josh Schmidt VIC Caulfield Grammar 53.74; 2. William Zillman QLD St Laurence College 54.66; 3. Tim Claxton TAS Prospect High 56.25; 4. Damien Doolette-Cox SA Mercedes College 58.41; 5. James Wilson NSW Knox Grammar 59.74.

400 metres Gold 1. Matthew Deegan SA Mercedes College 51.67; 2. Henry Mitchell NSW Knox Grammar 52.28; 3. Jarrod Price TAS Prospect High 55.54; 4. Alex Blight VIC Caulfield Grammar 58.70; Liam Bibo QLD St Laurence College DQ.

1500 metres Green 1. David Kalinowski QLD St Laurence College 4:21.48; 2. Josh Schmidt VIC Caulfield Grammar 4:35.20; 3. Tim Claxton TAS Prospect High 4:45.43; 4. Matthew Diheen SA Mercedes College 4:48.53; James Wilson NSW Knox Grammar DNF.

1500 metres Gold 1. Hayden Butt TAS Prospect High 4:21.50; 2. Adrian Kearney QLD St Laurence College 4:33.63; 3. Heath Doolette-Cox SA Mercedes College 4:35.20; 4. Patrick Fox VIC Caulfield Grammar 4:40.31; 5. Mark Anderson NSW Knox Grammar 4:47.17.

200m Hurdles Green w:0.4: 1. Matt Burgess TAS Prospect High 25.67; 2. Sam Wood VIC Caulfield Grammar 25.89; 3. Anthony Olsen SA Mercedes College 26.70; 4. Miles Engelen NSW Knox Grammar 28.55; 5. Luke McLean QLD St Laurence College 29.61.

200m Hurdles Gold w:1.5: 1. Liam Bibo QLD St Laurence College 25.50; 2. William Cadden NSW Knox Grammar 26.03; 3. Jarrod Price TAS Prospect High 26.55; 4. Samuel Broadbridge SA Mercedes College 27.45; 5. Alex Blight VIC Caulfield Grammar 27.78.

4x200m Relay 1. QLD St Laurence College 1:35.11; 2. VIC Caulfield Grammar 1:39.33; 3. SA Mercedes College 1:39.88; NSW Knox Grammar DQ; TAS Prospect High DQ.

Long Jump Green 1. Adrian Fleming VIC Caulfield Grammar 6.07m w:-1.7; 2. Jarrod Ryan TAS Prospect High 5.61m w:-0.9; 3. David Law QLD St Laurence College 5.12m w:-3.5; 4. Benjamin Turner SA Mercedes College 5.09m w:-0.4; 5. John Byrne NSW Knox Grammar 4.81m w:-1.2.

Long Jump Gold 1. William Cadden NSW Knox Grammar 5.86m w:-0.5; 2. Hamlet Armenian VIC Caulfield Grammar 5.52m w:-1.6; 3. Nick Boylett QLD St Laurence College 5.50m w:-2.2; 4. Zeke Gossage TAS Prospect High 5.28m w:-1.8; 5. Matthew Basso SA Mercedes College 5.12m w:1.2.

Shot Put Green 1. Mark Foster NSW Knox Grammar 13.77m; 2. Brett Holzheimer QLD St Laurence College 13.70m; 3. Clinton Moore TAS Prospect High 13.18m; 4. Daniel Jetter VIC Caulfield Grammar 12.49m; 5. Christopher Raptis SA Mercedes College 11.91m.

Shot Put Gold 1. Jon Casiotis QLD St Laurence College 15.10m; 2. Daniel Farrell NSW Knox Grammar 12.84m; 3. Samuel Broadbridge SA Mercedes College 11.96m; 4. Jai Maluga TAS Prospect High 11.46m; 5. Stefan Garrubba VIC Caulfield Grammar 11.26m.

Javelin Green 1. Julius Salerno SA Mercedes College 40.00m; 2. Luke McLean QLD St Laurence College 39.86m; 3. Daniel Jetter VIC Caulfield Grammar 38.06m; 4. Zeke Gossage TAS Prospect High 37.91m; 5. Nicholas Durham NSW Knox Grammar 36.57m.

Javelin Gold 1. Jon Casiotis QLD St Laurence College 47.13m; 2. Heath Doolette-Cox SA Mercedes College 42.14m; 3. Clinton Moore TAS Prospect High 39.70m; 4. Alexander Baird NSW Knox Grammar 35.90m; 5. Adrian Fleming VIC Caulfield Grammar 29.21m.

IGA AUSTRALIAN SCHOOLS KNOCKOUT PLATE CHAMPIONSHIPS GEELONG, VICTORIA – 11TH DECEMBER 2001

Senior Girls Plate	St Peters College	QLD	107 points
	Launceston Grammar	TAS	97 points
	Toorak College	VIC	96 points
	Henley High	SA	90 points
Junior Girls Plate	Fairholme College	QLD	93.50 points
	Walford Anglican	SA	91 points
	Sacred Heart	VIC	90 points
	Marion College	NSW	89 points
	St Michaels College	TAS	82.50 points
Senior Boys Plate	Barker College	NSW	109 points
	John Paul College	QLD	105 points
	Xavier College	VIC	91 points
	Trinity College	SA	85 points
Junior Boys Plate	Westfield Sports	NSW	97 points
	Ipswich Grammar	QLD	87 points
	Berwick Sec College	VIC	83 points
	Pulteney Grammar	SA	76 points
	Scotch Oakburn	TAS	73 points
	Woodvale High	WA	70 points

Senior Girls

100 metres Green w:1.1: 1. Kate Pedley TAS Launceston Grammar 12.35; 2. Jenni Byles SA Henley High 12.91; 3. Kate Robertson VIC Toorak College 14.16; 4. Roxy Schmidt QLD St Peters College 14.56.

100 metres Gold w:-1.9: 1. Bec Negus QLD St Peters College 12.77; 2. Felicity Mason TAS Launceston Grammar 13.17; 3. Natalie Johnstone VIC Toorak College 13.34; 4. Melissa Wilczynski SA Henley High 13.72.

400 metres Green 1. Sally Brooks VIC Toorak College 64.34; 2. Sarah Foley TAS Launceston Grammar 65.53; 3. Roxy Schmidt QLD St Peters College 65.96; 4. Megan O'Grady SA Henley High 66.25.

400 metres Gold 1. Felicity Mason TAS Launceston Grammar 60.87; 2. Sophie Curtis QLD St Peters College 61.41; 3. Melissa Wilczynski SA Henley High 63.75; 4. Courtney Smith VIC Toorak College 66.52.

1500 metres Green 1. Maxine Seear QLD St Peters College 5:00.02; 2. Emily Arnott VIC Toorak College 5:29.16; 3. Nan Thomas TAS Launceston Grammar 5:31.49; 4. Kirsten McNamara SA Henley High 6:10.35.

1500 metres Gold 1. Sophie Curtis QLD St Peters College 4:56.68; 2. Alyson Ramsay VIC Toorak College 5:32.85; 3. Madeleine Powys TAS Launceston Grammar 5:52.41; 4. Emily Smith SA Henley High 6:38.29.

200m Hurdles Green w:0.6: 1. Jenni Byles SA Henley High 29.84; 2. Tahina Booth QLD St Peters College 31.26; 3. Georgina Rist VIC Toorak College 32.69; 4. Anna Pedley TAS Launceston Grammar 33.84.

200m Hurdles Gold w:-0.6: 1. Natalie Johnstone VIC Toorak College 30.20; 2. Susannah Cooke TAS Launceston Grammar 30.74; 3. Bec Negus QLD St Peters College 31.83; 4. Kate Baynes SA Henley High 34.59.

4x200m Relay 1. TAS Launceston Grammar 1:48.58; 2. QLD St Peters College 1:52.92; 3. SA Henley High 1:53.19; 4. VIC Toorak College 1:53.28.

Triple Jump Green 1. Georgina Rist VIC Toorak College 9.11m w:0.6; 2. Cassie Schmidt QLD St Peters College 9.04m w:1.7; 3. Megan O'Grady SA Henley High 8.85m w:-1.3; 4. Anna Pedley TAS Launceston Grammar 8.54m w:-1.3.

Triple Jump Gold 1. Kate Pedley TAS Launceston Grammar 10.02m w:-3.0; 2. Kahlee Saunders QLD St Peters College 9.90m w:0.4; 3. Allison Armstrong VIC Toorak College 9.42m w:1.6; 4. Kate Baynes SA Henley High 8.85m w:-1.2.

Shot Put Green 1. Julia Franke SA Henley High 8.98m; 2. Kerryn Rosman QLD St Peters College 8.90m; 3. Lucy Millen TAS Launceston Grammar 8.49m; 4. Alyson Ramsay VIC Toorak College 7.29m.

Shot Put Gold 1. Hannah Zwitter QLD St Peters College 10.56m; 2. Camille Lee SA Henley High 10.29m; 3. Katja Nemaric VIC Toorak College 10.03m; 4. Julia Hall TAS Launceston Grammar 9.35m.

Javelin Green 1. Tahina Booth QLD St Peters College 31.42m; 2. Julia Franke SA Henley High 27.95m; 3. Casey Thompson VIC Toorak College 25.39m; 4. Mai Frandsen TAS Launceston Grammar 24.84m.

Javelin Gold 1. Hannah Zwitter QLD St Peters College 34.07m; 2. Katja Nemaric VIC Toorak College 30.26m; 3. Lucy Millen TAS Launceston Grammar 28.56m; 4. Emily Smith SA Henley High 22.45m.

Junior Girls

100 metres Green w:1.9: 1. Chani Van Der Merwe SA Walford Anglican 12.57; 2. Renae Wyan NSW Marion College 12.99; 3. Jessica Rossi VIC Sacred Heart 13.76; 4. Laya Harvey TAS St Michaels College 13.83; 5. Susan Hawarth QLD Fairholme College 13.88.

100 metres Gold w:1.1: 1. Michelle Riley NSW Marion College 12.52; 2. Jessica Gulli VIC Sacred Heart 12.94; 3. Caitlin Stanley SA Walford Anglican 13.07; 4. Julia Pook TAS St Michaels College 13.22; 5. Stephanie Foley QLD Fairholme College 14.04.

400 metres Green 1. Julia Pook TAS St Michaels College 59.01; 2. Caitlin Stanley SA Walford Anglican 60.46; 3. Hannah Smith VIC Sacred Heart 63.12; 4. Lara Clark NSW Marion College 64.22; Susan Hawarth QLD Fairholme College DQ.

400 metres Gold 1. Alice McDonald QLD Fairholme College 61.67; 2. Leah Mencil SA Walford Anglican 62.50; 3. Michelle Riley NSW Marion College 63.23; 4. Taryn Rau VIC Sacred Heart 68.58; 5. Lauren Davey TAS St Michaels College 71.73.

1500 metres Green 1. Taryn Rau VIC Sacred Heart 5:11.75; 2. Marsha Francis QLD Fairholme College 5:15.78; 3. Sam Lane TAS St Michaels College 5:19.73; 4. Georgia Smith NSW Marion College 5:20.97; 5. Janey Fowler SA Walford Anglican 6:18.39.

1500 metres Gold 1. Alice McDonald QLD Fairholme College 5:10.07; 2. Bridgitte Burns VIC Sacred Heart 5:18.29; 3. Sophie Davis NSW Marion College 5:25.28; 4. Alex Cashion TAS St Michaels College 5:33.50; 5. Olivia Harris SA Walford Anglican 5:57.74.

200m Hurdles Green w:-0.5: 1. Jessica Gulli VIC Sacred Heart 30.22; 2. Leah Mencil SA Walford Anglican 30.66; 3. Kellie Higgins QLD Fairholme College 31.22; 4. Natalie Moore NSW Marion College 31.57; 5. Laya Harvey TAS St Michaels College 32.61.

200m Hurdles Gold w:-0.5: 1. Nikki Etheridge QLD Fairholme College 29.68; 2. Hannah Smith VIC Sacred Heart 30.77; 3. Lara Clark NSW Marion College 31.10; 4. Caitlin Perkins TAS St Michaels College 32.01; 5. Tess McLachlan SA Walford Anglican 34.42.

4x200m Relay 1. SA Walford Anglican 1:47.56; 2. NSW Marion College 1:48.18; 3. VIC Sacred Heart 1:50.55; 4. QLD Fairholme College 1:51.37; 5. TAS St Michaels College 1:54.12.

High Jump Green 1. Stephanie Foley QLD Fairholme College 1.46m; 1. Vanessa Copp TAS St Michaels College 1.46m; 3. Laura Osti SA Walford Anglican 1.46m; 4. Heidi Wilson VIC Sacred Heart 1.40m; 5. Natalie Mihalic NSW Marion College 1.35m.

High Jump Gold 1. Angela Natalier QLD Fairholme College 1.65m; 2. Suzy Torta NSW Marion College 1.49m; 3. Kate Gibson SA Walford Anglican 1.43m; 4. Bianca Cheever VIC Sacred Heart 1.35m; 5. Olivia Morgan TAS St Michaels College 1.25m.

Triple Jump Green 1. Renae Wyan NSW Marion College 10.56m w:1.1; 2. Caitlin Perkins TAS St Michaels College 10.37m w:NWI; 3. Kellie Higgins QLD Fairholme College 9.58m w:1.1; 4. Georgina Deans-Costi SA Walford Anglican 9.32m w:2.8; 5. Lauren Hamilton VIC Sacred Heart 8.96m w:2.0.

Triple Jump Gold 1. Chani Van Der Merwe SA Walford Anglican 11.01m w:2.6; 2. Nikki Etheridge QLD Fairholme College 10.67m w:-0.7; 3. Natalie Moore NSW Marion College 9.52m w:-0.7; 4. Chelsea Ferguson VIC Sacred Heart 9.07m w:0.6; 5. Olivia Morgan TAS St Michaels College 8.88m w:-1.3.

Discus Green 1. Fiona Herbert TAS St Michaels College 30.90m; 2. Katie Munn QLD Fairholme College 24.84m; 3. Kerin Tregoning SA Walford Anglican 24.35m; 4. Natalie Mihalic NSW Marion College 24.24m; 5. Prue Kenny VIC Sacred Heart 21.84m.

Discus Gold 1. Angela Natalier QLD Fairholme College 28.30m; 2. Bianca Cheever VIC Sacred Heart 21.67m; 3. Charlotte Walters TAS St Michaels College 21.63m; 4. Tess McLachlan SA Walford Anglican 19.96m; 5. Melissa Balli NSW Marion College 15.57m.

Senior Boys

100 metres Green w:-0.3: 1. David Hanlin John Paul College 11.33; 2. Patrick Wright NSW Barker College 11.59; 3. Nicholas Maylan VIC Xavier College 11.71; 4. Peter Zurcher SA Trinity College 11.95.

100 metres Gold w:-0.3: 1. Chris Jefferics John Paul College 11.30; 2. Stuart Bussell NSW Barker College 11.47; 3. Steven Eichner SA Trinity College 11.55; 4. Anthony Walsh VIC Xavier College 12.28.

800 metres Green 1. Eric Walsh John Paul College 2:03.10; 2. Matthew Rowse VIC Xavier College 2:04.69; 3. Andrew Mulholland NSW Barker College 2:06.12; 4. Aaron McPherson SA Trinity College 2:08.36.

800 metres Gold 1. Michael MacNamara John Paul College 2:02.76; 2. Daniel Trevena NSW Barker College 2:03.63; 3. Alastair Morgan VIC Xavier College 2:04.20; 4. Duncan Kimberlin SA Trinity College 2:18.96.

3000 metres Green 1. Jeremy McNeil John Paul College 9:22.95; 2. Matthew Rowse VIC Xavier College 9:26.89; 3. Andrew Fahey NSW Barker College 9:34.73; 4. Casey Schell SA Trinity College 10:50.93.

3000 metres Gold 1. Eric Walsh John Paul College 9:19.53; 2. Daniel Trevena NSW Barker College 9:20.35; 3. David McNeil VIC Xavier College 9:43.17; 4. Aaron McPherson SA Trinity College 11:09.10.

200m Hurdles Green w:-0.6: 1. Stuart Bussell NSW Barker College 25.01; 2. Nicholas Maylan VIC Xavier College 25.22; 3. Mark Speelmyer John Paul College 27.89; 4. Paul Cavallaro SA Trinity College 29.84.

200m Hurdles Gold w:1.5: 1. James Adams NSW Barker College 25.76; 2. Kenton Hall VIC Xavier College 26.42; 3. Peter Zurcher SA Trinity College 28.30; 4. David Hanlin John Paul College 28.59.

4x200m Relay 1. John Paul College 1:32.75; 2. NSW Barker College 1:35.86; 3. SA Trinity College 1:37.41; 4. VIC Xavier College 1:38.84.

High Jump Green 1. Cameron Shepherd NSW Barker College 2.00m; 2. Cameron Hunter VIC Xavier College 1.85m; 3. Luke Rawlings SA Trinity College 1.80m; 4. Chris Holness John Paul College 1.70m.

High Jump Gold 1. James Watson NSW Barker College 2.00m; 2. Michael Magee VIC Xavier College 1.88m; 3. Ryan Baker SA Trinity College 1.75m; 4. Khaleel Patel John Paul College 1.65m.

Long Jump Green 1. Geoff Davis NSW Barker College 6.48m w:2.5; 2. Steven Eichner SA Trinity College 5.87m w:-2.0; 3. Khaleel Patel John Paul College 5.65m w:-0.8; 4. Anthony Walsh VIC Xavier College 5.43m w:0.3.

Long Jump Gold 1. Cameron Shepherd NSW Barker College 6.77m w:-1.1; 2. Chris Holness John Paul College 6.20m w:-0.7; 3. Kenton Hall VIC Xavier College 5.41m w:-1.6; 4. Nathan Harkiss SA Trinity College 5.36m w:-1.9.

Discus Green 1. Tim Woods John Paul College 41.05m; 2. Nathan Harkiss SA Trinity College 36.91m; 3. Stephen Lloyd NSW Barker College 32.69m; 4. Ivan Delac VIC Xavier College 32.01m.

Discus Gold 1. Geoff Davis NSW Barker College 40.70m; 2. Victor Lam John Paul College 34.81m; 3. Nick Gregson SA Trinity College 28.63m; 4. Michael Magee VIC Xavier College 18.17m.

Junior Boys

100 metres Green w:-0.4: 1. Daniel Mace TAS Scotch Oakburn 11.61; 2. Robert Boateng NSW Westfield Sports 11.86; 3. Gideon Mzembe QLD Ipswich Grammar 11.88; 4. Eddy Tuitupou VIC Berwick Sec College 12.01; 5. Ben Lasscock WA Woodvale High 12.18; 6. Ben Smith SA Pulteney Grammar 12.42.

100 metres Gold w:1.7: 1. Robert Marks NSW Westfield Sports 11.08; 2. James Ramsay QLD Ipswich Grammar 11.56; 3. Sam Smith TAS Scotch Oakburn 11.99; 4. Chad Selley VIC Berwick Sec College 12.07; 5. Sam Burt SA Pulteney Grammar 12.10; 6. John Fordham WA Woodvale High 12.35.

400 metres Green 1. Robert Vattovaz VIC Berwick Sec College 52.30; 2. Ben Lasscock WA Woodvale High 54.50; 3. Robert Boateng NSW Westfield Sports 54.88; 4. Gavin Mace TAS Scotch Oakburn 55.40; 5. Mark Bosse SA Pulteney Grammar 56.99.

400 metres Gold 1. Daniel Mace TAS Scotch Oakburn 53.41; 2. Jack Bode SA Pulteney Grammar 55.03; 3. Matt Fowler VIC Berwick Sec College 56.50; 4. Shawn Condon NSW Westfield Sports 57.85; 5. Paul Wallace WA Woodvale High 63.51.

1500 metres Green 1. Ben Poulton NSW Westfield Sports 4:28.34; 2. Chris Barrie SA Pulteney Grammar 4:42.54; 3. Tom Allison TAS Scotch Oakburn 4:47.18; 4. Adrian Hart QLD Ipswich Grammar 4:51.82; 5. Glenn Drostens VIC Berwick Sec College 4:54.92; 6. Paul Meyerkort WA Woodvale High 5:51.77.

1500 metres Gold 1. Lucas Cassebohm SA Pulteney Grammar 4:18.19; 2. Aidan Hobbs NSW Westfield Sports 4:18.66; 3. Blake Marschke QLD Ipswich Grammar 4:34.90; 4. Simon Dornauf TAS Scotch Oakburn 4:41.40; 5. Brendan Kimber VIC Berwick Sec College 4:42.55; 6. Paul Wallace WA Woodvale High 5:16.26.

200m Hurdles Green w:0.4: 1. Robert Vattovaz VIC Berwick Sec College 25.77; 2. Greg Wynne QLD Ipswich Grammar 26.08; 3. Andrew Semple NSW Westfield Sports 27.29; 4. Garry Simpson SA Pulteney Grammar 27.95; 5. Cale Ayres TAS Scotch Oakburn 29.30; 6. Paul Meyerkort WA Woodvale High 29.85.

200m Hurdles Gold w:0.7: 1. Matthew Lambert WA Woodvale High 25.36; 2. Simon Byrne QLD Ipswich Grammar 26.57; 3. Daniel Dickson VIC Berwick Sec College 26.61; 4. Brett Jones NSW Westfield Sports 28.29; 5. Jack Bode SA Pulteney Grammar 28.35; 6. Gavin Mace TAS Scotch Oakburn 29.42.

4x200m Relay 1. QLD Ipswich Grammar 1:35.38; 2. TAS Scotch Oakburn 1:36.18; 3. NSW Westfield Sports 1:36.35; 4. VIC Berwick Sec College 1:38.24; 5. WA Woodvale High 1:39.33; 6. SA Pulteney Grammar 1:41.87.

Long Jump Green 1. Greg Wynne QLD Ipswich Grammar 6.29m w:2.8; 2. Eddy Tuitupou VIC Berwick Sec College 6.12m w:2.1; 3. Matthew Lambert WA Woodvale High 6.10m w:1.5; 4. Robert Marks NSW Westfield Sports 5.62m w:-0.7; 5. Ewen Harbord SA Pulteney Grammar 5.17m w:-1.8; 6. Sam Smith TAS Scotch Oakburn 4.60m w:-0.2.

Long Jump Gold 1. Andrew Semple NSW Westfield Sports 5.85m w:0.3; 2. Daniel Dickson VIC Berwick Sec College 5.57m w:-2.8; 3. Simon Byrne QLD Ipswich Grammar 5.53m w:1.7; 4. Simon Dornauf TAS Scotch Oakburn 5.29m w:-0.3; 5. Sam Burt SA Pulteney Grammar 5.09m w:1.1; 6. John Fordham WA Woodvale High 4.88m w:-1.4.

Shot Put Green 1. Greg Koliopoulos NSW Westfield Sports 17.55m; 2. Gideon Mzembe QLD Ipswich Grammar 15.72m; 3. Justin Wood WA Woodvale High 13.94m; 4. Kym Jones VIC Berwick Sec College 11.85m; 5. Ewen Harbord SA Pulteney Grammar 11.12m; 6. Flynn Ruddick TAS Scotch Oakburn 10.29m.

Shot Put Gold 1. Jacob Drinkwater QLD Ipswich Grammar 13.17m; 2. Ben Smith SA Pulteney Grammar 12.05m; 3. Lindsay Pye NSW Westfield Sports 11.66m; 4. Philip Wingrove WA Woodvale High 11.07m; 5. Charles Lord TAS Scotch Oakburn 10.34m; 6. Brendan Kimber VIC Berwick Sec College 10.23m.

Javelin Green 1. Justin Wood WA Woodvale High 43.07m; 2. Greg Koliopoulos NSW Westfield Sports 39.22m; 3. Kym Jones VIC Berwick Sec College 38.77m; 4. Garry Simpson SA Pulteney Grammar 34.98m; 5. Jacob Drinkwater QLD Ipswich Grammar 29.33m; 6. Brett Kitchin TAS Scotch Oakburn NM.

Javelin Gold 1. Darren Barbour QLD Ipswich Grammar 49.75m; 2. Lucas Cassebohm SA Pulteney Grammar 42.37m; 3. Charles Lord TAS Scotch Oakburn 38.53m; 4. Lindsay Pye NSW Westfield Sports 37.60m; 5. Tim Livingstone VIC Berwick Sec College 31.14m; 6. Philip Wingrove WA Woodvale High 30.86m.

PERFORMANCES OF AUSTRALIAN ATHLETES IN INTERNATIONAL COMPETITION 2001

EKIDENS

Beijing Women's Ekiden, China – 18th February 2001

Women				Individual		Team	
Leg				Time	Place	Time	Place
1.	5km	Melissa Rollison	QLD	16:14	8th	16:14	8th
2.	10km	Susan Michelsson	VIC	33:45	6th	49:59	6th
3.	5km	Angela Sheean	NSW	15:36	4th	1:06:35	6th
4.	10km	Emily Morris	NSW	36:48	13th	1:43:23	7th
5.	5km	Serena Gibbs	VIC	17:07	7th	2:00:30	7th
6.	7.195km	Joy Terry-Granrose	ACT	24:53	7th	2:25:23	8th
Reserve		Victoria Mitchell	VIC	17:55	5K	5th Stage	

(Winner Japan 2:16:43 / Australian Team 8th 2:25:23)

Yokohama Women's Ekiden, Japan – 28th February 2001

Women				Individual		Team	
Leg				Time	Place	Time	Place
1.	5km	Suzy Walsham	NSW	15:56	4th	15:56	4th
2.	10km	Tania-Saree Warrick	VIC	34:59	15th	50:55	13th
3.	6km	Sarah Jamieson	VIC	20:28	14th	1:11:23	13th
4.	6.195km	Angela Sheean	NSW	20:30	6th	1:31:53	13th
5.	10km	Joy Terry-Granrose	ACT	34:57	12th	2:06:50	13th
6.	5km	Serena Gibbs	VIC	17:05	10th	2:23:55	12th
Reserve		Annabel Luxford	QLD				

(Winner Russia 2:12:50 / Australian Team 12th 2:23:55)
 Team Officials for Beijing & Yokohama Ekidens:
 Manager/Coach Peter Schuwalow VIC
 Physiotherapist Rebecca Lauder SA

Seoul Women's Road Relay, Korea – 8th April 2001

Women				Individual		Team	
Leg				Time	Place	Time	Place
1.	6km	Melissa Rollison	QLD	20:37	9th	20:37	9th
2.	6km	Haley McGregor	VIC	21:16	9th	41:53	9th
3.	8km	Tania-Saree Warrick	VIC	29:22	13th	1:11:15	10th
4.	7km	Anna Thompson	TAS	23:21	5th	1:34:36	8th
5.	5km	Emily Morris	NSW	17:58	10th	1:52:34	8th
6.	6km	Victoria Mitchell	VIC	22:28	11th	2:15:02	9th
7.	4.195km	Suzy Walsham	NSW	13:46	2nd	2:28:48	9th
Reserve		Kandy Grant	ACT	24:21	6K	2nd Stage	

(Winner Russia 2:17:37 / Australian Team 9th 2:28:48)
 Manager Suzanne Malaxos VIC
 Masseur Lauren Brown WA

Chiba Women's Ekiden, Japan – 25th November 2001

Women				Individual		Team	
Leg				Time	Place	Time	Place
1.	10km	Angela Sheean	NSW	33:56	9th	33:56	9th
2.	5km	Melissa Rollison	QLD	15:56	4th	49:52	6th
3.	10km	Lisa Dick	VIC	38:37	16th	1:28:29	14th
4.	5km	Tania-Saree Warrick	VIC	17:27	11th	1:45:56	14th
5.	4.767km	Suzy Walsham	NSW	15:48	4th	2:01:44	12th
6.	7.428km	Susan Clark	VIC	27:01	15th	2:28:45	14th
Reserve	Erin Hargrave	NSW	5K	3rd	17:50.12		
(Winner Japan 2:13:33 / Australian Team 14th 2:28:45)							

Men				Individual		Team	
Leg				Time	Place	Time	Place
1.	10km	Sisay Bezabeh	ACT	28:43	6th	28:43	6th
2.	5km	Alastair Stephenson	QLD	14:13	6th	42:56	4th
3.	10km	Mark Thompson	VIC	28:51	4th	1:11:47	3rd
4.	5km	Daniel Quin	VIC	14:46	11th	1:26:32	4th
5.	12.195km	Craig Semple	VIC	36:22	6th	2:02:54	6th
Reserve	David Chettle	TAS	5K	11th	14:04.56		
(Winner South Africa 2:01:56 / Australian Team 6th 2:02:54)							

Manager (Men) David Chisholm NSW
 Manager (Women) Amanda Coombe TAS
 Physiotherapist Michael Moran NSW
 Masseur Christine O'Connor WA

CROSS COUNTRY**World Cross Country Championships, Brussels, Belgium – 24th-25th March 2001**

Women	Elizabeth Miller	NSW	30:09	29th
8km long (107 finishers)	Natalie Harvey	VIC	30:38	40th
Women	Benita Willis	QLD	15:06	6th
4km short (113 finishers)				
Junior Women	Melissa Rollison	QLD	22:52	14th
4km	Georgie Clarke	VIC	23:21	19th
(123 finishers)	Ruth McDonnell	QLD	23:25	21st
	Joanna Wall	VIC	24:23	53rd
(Winner Ethiopia 16 points / Australian Team 4th 107 points)				
Men	Lee Troop	VIC	41:18	25th
12km long	Stephen Moneghetti	VIC	41:39	41st
(159 finishers)	Brett Cartwright	SA	42:55	71st
	Sisay Bezabeh	ACT	43:08	73rd
(Winner Kenya 33 points / Australian Team 12th 210 points)				
Men	Craig Mottram	VIC	12:49	8th
4km short	Michael Power	VIC	13:21	24th
(156 finishers)				
Junior Men	Ian Hornabrook	QLD	28:00	53rd
8km	Richard Jeremiah	VIC	28:35	88th
(149 finishers)	Luke Taylor	NSW	29:01	103rd
	Brad Dyson	TAS	29:09	106th
(Winner Kenya 24 points / Australian Team 17th 350 points)				
Manager	Anne Lord	VIC		
Coach	Dick Telford	ACT		
Physiotherapist	Charlie Kornberg	VIC		

World Mountain Running Trophy, Arta Terme, Italy – 13th-17th September 2001

Women	Louise Fairfax	TAS	45:50	46th
	Helen Tolhurst	QLD	50:50	64th
	Glenda Banaghan	QLD	51:44	67th
(Winner Italy 38 points / Australian Team 17th 177 points)				
Men	Paul Crake	ACT	1:04:40	17th
	Daniel Green	NSW	1:21:12	136th

MARATHONS / ROAD RACES**Mangyongdae Prize International Marathon, Pyongyang, Korea – 7th April 2001**

Men	Kim Gillard	NSW	2:15:13	5th
	Phillip Sly	VIC	2:16:00	6th
	Sean Quilty	VIC	2:36:56	61st

100km World Cup, Cleder, France – 26th August 2001

Men	Tim Sloan	TAS	7:45:37	66th
	Adam Barron	QLD	10:52:04	641st
	Ivan Davis	TAS	10:52:40	643rd

Pioneer Beijing International Marathon – 14th October 2001

Men	Phillip Sly	VIC	2:20:10	39th
	Richard Gleisner	VIC	2:21:26	42nd

TRACK & FIELD**Trans Tasman Test, Auckland, New Zealand – 31st March 2001**

Women					
Libby Allen	VIC	800m	Final	3	2:07.22
Sharon Cripps	QLD	200m	Final	1	24.12
Melissa Delich	SA	Shot Put	Final	5	13.16m
Katerina Dressler	VIC	200m	Final	3	24.50
Serena Gibbs	VIC	1 Mile	Final	1	4:44.88
Bindee Goon Chew	QLD	100m	Final	4	12.06
Michelle Haage	NSW	Shot Put	Final	1	16.15m
Rosie Hooper	VIC	Javelin	Final	1	50.55m
Carmen Hunter	QLD	High Jump	Final	3	1.76m
Kerri Jorgensen	VIC	1 Mile	Final	2	4:46.12
Rachael Massey	NSW	100m	Final	3	12.00
Cecelia McIntosh	VIC	Javelin	Final	4	53.67m
Victoria Mitchell	VIC	3000m	Final	6	9:53.34
Jacque Munro	QLD	100m Hurdles	Final	1	13.91
Kate Myers	VIC	800m	Final	1	2:06.79
Monique Nacsca	QLD	Discus	Final	1	55.74m
Shermin Oksuz	WA	Long Jump	Final	3	6.15m
Georgina Power	VIC	100m Hurdles	Final	2	14.15
Petrina Price	NSW	High Jump	Final	1	1.86m
Sharon Sutherland	WA	Long Jump	Final	2	6.30m
Christy Thiele	NSW	Discus	Final	2	54.49m
Anna Thompson	TAS	3000m	Final	1	9:23.94
4x100m Relay			Final	-	DNF
Sharon Cripps QLD, Katerina Dressler VIC, Bindee Goon Chew QLD, Rachael Massey NSW					
4x100m Relay Junior			Final	2	46.65
Alicia Spencer NSW, Sandra Porter VIC, Gemma Bright QLD, Kylie Bent WA					

Men						
Nigel Adkin	VIC	5000m	Final	3		13:56.86
Stuart Anderson	QLD	110m Hurdles	Final	2		14.65
Zacharia Ashkanasy	QLD	1 Mile	Final	4		4:09.60
Adam Basil	ACT	100m	Final	1		10.67
Paul Di Bella	QLD	100m	Final	3		10.85
Frazer Dowling	NSW	800m	Final	1		1:50.55
David Flowers	VIC	200m	Final	3		21.65
Nfa-Deynde Forster-Jones	VIC	110m Hurdles	Final	1		14.38
David Geddes	NSW	200m	Final	6		21.84
William Hamlyn-Harris	NSW	Javelin	Final	2		70.05m
Graham Hicks	VIC	Discus	Final	2		55.17m
		Javelin	Final	5		61.05m
Rhys Jones	QLD	Shot Put	Final	2		17.45m
Clinton Mackevicius	VIC	1 Mile	Final	2		4:05.86
Nick Moroney	NSW	High Jump	Final	1		2.24m
Scott Martin	VIC	Shot Put	Final	1		17.80m
Kris McCarthy	VIC	800m	Final	3		1:50.68
Aaron Neighbour	VIC	Discus	Final	4		51.74m
Tim Parravicini	QLD	Long Jump	Final	2		7.57m
Paul Pearce	VIC	200m	Final	1		21.34
Grant Schmidlechner	VIC	5000m	Final	4		14:00.25
Leigh Stuart	VIC	Long Jump	Final	1		7.74m
Mark Taylor	QLD	High Jump	Final	2		2.05m
4x100m Relay			Final	1		39.95
Paul Di Bella QLD, Adam Basil ACT, Paul Pearce VIC, David Flowers VIC						
4x100m Relay Junior			Final	5		42.29
David Geddes, NSW, Michael Budlender VIC Scott Wells TAS, Ross Fowler QLD						
Team Leader	Kathryn Lee	VIC				
Coaches	Kathryn Sambell	NSW, John Giuffre	NSW, Eric Hollingsworth	VIC		
Physiotherapist	Shane Lemcke	QLD				

3rd East Asian Games, Osaka, Japan – 23rd-26th May 2001

Women						
Sonia Brito	VIC	400m Hurdles	Final	1		56.17
Sharon Cripps	QLD	100m	Final	4		11.73 w:-1.1
		200m	Heat	2		23.92 w:-0.3
		200m	Final	3		23.42 w:-2.4
Rachael Dacy	VIC	Pole Vault	Final	5		3.90m
Katerina Dressler	VIC	400m	Final	5		54.02
Bronwyn Eagles	NSW	Hammer	Final	1		67.08m
Michelle Haage	NSW	Shot Put	Final	4		16.14m
Amanda Heath	SA	Heptathlon	Final	2		5877
[14.76, 1.80m, 12.63m, 24.84, 5.97m, 44.07m, 2:19.24]						
Kym Howe	WA	Pole Vault	Final	3		4.05m
Nicole Mladenis	WA	Triple Jump	Final	2		13.52m w:-0.2
Jacque Munro	NSW	100m Hurdles	Final	3		13.35 w:+0.0
Monique Nacsa	QLD	Discus	Final	2		57.45m
Suzy Walsham	NSW	1500m	Final	2		4:15.58
Kylie Wheeler	WA	Heptathlon	Final	3		5702
[14.12, 1.80m, 11.44m, 25.05, 5.94m, 33.23m, 2:15.31]						

Men					
Luke Adams	ACT	20km Walk	Final	7	1:29:02
Stuart Anderson	QLD	110m Hurdles	Final	3	13.97 w:+0.0
Peter Bate	VIC	400m Hurdles	Final	6	51.02
Paul Burgess	WA	Pole Vault	Final	2	5.50m
Andrew Curtis	QLD	Long Jump	Final	4	7.67m w:+0.5
Aaron Fish	QLD	Hammer	Final	4	64.64m
William Hamlyn Harris	NSW	Javelin	Final	3	72.02m
Clinton Hill	NSW	400m	Heat	1	46.91
			Final	3	45.54
Rhys Jones	QLD	Shot Put	Final	4	17.71m
Clinton Mackevicius	ACT	1500m	Final	1	3:44.87
Scott Martin	VIC	Shot Put	Final	3	18.41m
		Discus	Final	5	52.37m
Matthew McEwen	QLD	Decathlon	Final	5	6562
[11.09, 6.96m, NR, 1.80m, 50.77, 15.00, 40.24m, 4.60m, 53.65m, 5:00.15]					
Jacob McReynolds	NSW	Triple Jump	Final	3	16.19m w:-0.6
Mark Ormrod	SA	400m	Heat	2	46.65
			Final	4	46.07
4x400m Relay			Final	2	3:10.57
Mark Ormrod SA, Matthew McEwen QLD, David Anderson QLD, Clinton Hill NSW					
Section Manager	Kathy Lee VIC				
Assistant Section Manager	Larry Wicks NSW				
Head Coach	Di Barnes TAS				
Coaches	Gary Bourne QLD, Nik Hagicosas SA, Robert Medlicott NSW, Agostino Puopolo VIC, Ernest Shankelton NSW, Peter Van Miltenburg VIC,				
Sports Scientist	Margy Galloway NSW				
Massage Therapists	Vince Cavallo VIC, Christopher Jones NSW				
Physiotherapists	Theodore Kavieris NSW, Shane Lemcke QLD				
Doctor	Katharine Rae NSW				

2nd World Youth Championships, Debrecen, Hungary – 12th-15th July 2001

Women					
Georgie Clarke	VIC	1500m	Heat	1	4:22.61
			Final	1	4:14.08
Lisa Corrigan	NSW	800m	Heat	2	2:10.24
			Semi	4	2:08.82
			Final	6	2:08.77
Kimberley Crow	VIC	400m Hurdles	Heat	1	59.37
			Final	2	59.28
Samantha Fraser	QLD	Discus	QRnd	-	NM
Belinda Johnson	NSW	Shot Put	QRnd	-	13.44m
			Final	11	12.99m
Laura Johnson	NSW	5000m Walk	Final	-	DNF
Kimberley Mickle	WA	Javelin	QRnd	-	49.53m
			Final	1	51.83m
Shermin Oksuz	WA	Long Jump	QRnd	-	6.30m w:-0.5
			Final	1	6.41m w:+0.9
Petrina Price	NSW	High Jump	QRnd	-	1.74m
			Final	2	1.81m
Wendy Young	SA	Pole Vault	QRnd	-	3.65m
			Final	6	3.80m

Men					
Warwick Cregan	WA	110m Hurdles	Heat	2	13.78 w:-0.1
			Semi	7	14.17 w:-1.9
Tim Driesen	VIC	Discus	QRnd	-	54.43m
			Final	7	57.51m
Jason Dudley	QLD	Hammer	QRnd	-	67.81m
[11.97, 6.80m, 16.26m, 51.95, 14.64, 1.89m, 54.75m, 2:54.35]		Octathlon	Final	3	5997
Brett Eaton	WA	100m	Heat	2	10.90 w:+1.2
			Semi	5	10.89 w:+0.3
		200m	Heat	2	21.66 w:+0.9
			Semi	4	21.63 w:+0.4
Andrew Krumins	VIC	800m	Heat	3	1:54.65
Mitchell Kealey	QLD	1500m	Heat	7	3:56.78
Kris Neofytou	NSW	100m	Heat	1	10.77 w:+1.4
			Semi	7	10.88 w:+0.3
		200m	Heat	2	21.79 w:+0.2
			Semi	6	21.54 w:+0.6
Paul Peulich	VIC	Shot Put	QRnd	-	18.20m
			Final	10	18.41m
		Hammer	QRnd	-	NM
Joshua Robinson	QLD	Javelin	QRnd	-	66.87m
			Final	5	66.64m
Jarred Tallent	VIC	10000m Walk	Final	7	44:50.94
John Thornell	NSW	Long Jump	QRnd	-	7.51m w:+0.6
			Final	11	6.90m w:+0.3
James Watson	NSW	High Jump	QRnd	-	2.04m
			Final	2	2.21m
Mohamad Zeed	VIC	110m Hurdles	Heat	2	13.64 w:+0.3
			Semi	4	13.82 w:-1.3
			Final	7	13.64 w:+0.2
Medley Relay			Heat	3	1:55.42
Kris Neofytou NSW, Brett Eaton WA, John Thornell NSW, Andrew Krumins VIC					
Team Manager	Marg Koenen ACT				
Head Coach	Lyn Foreman WA				
Assistant Manager	Zsuzsanna Kovacs ACT				
Coaches	Brett Green QLD, John Giuffre NSW				
Physiotherapist	Catherine Emerson NSW				

8th IAAF World Championships in Athletics, Edmonton, Canada – 3rd-12th August 2001

Women					
Georgie Clarke	VIC	1500m	Heat	9	4:15.31
Karyne di Marco (Perkins)	NSW	Hammer	QRnd	-	59.80m
Bronwyn Eagles	NSW	Hammer	QRnd	1	68.35m
			Final	3	68.87m
Tatiana Grigorieva	SA	Pole Vault	QRnd	3	4.35m
			Final	4	4.55m
Lauren Hewitt	VIC	200m	Heat	4	23.07 w:+0.8
			Semi	7	23.05 w:-0.1
Alison Lever	QLD	Discus	QRnd	-	54.31m
Tamsyn Lewis	VIC	800m	Heat	7	2:00.86
			Semi	7	2:03.16
Susan Michelsson	VIC	Marathon	Final	40	2:46:14
Nova Peris	NT	400m	Heat	6	53.55
Jane Saville	NSW	20km Walk	Final	-	DSQ
Kerry Saxby-Junna	NSW	20km Walk	Final	-	DSQ
Benita Willis	QLD	5000m	Heat	7	15:17.93
			Final	12	15:36.75

Men					
Justin Anlezark	QLD	Shot	QRnd	-	18.70m
Darren Bown	SA	50km Walk	Final	-	DSQ
Victor Chistiakov	SA	Pole Vault	QRnd	10	5.70m
			Final	10	5.75m
Roderic de Highden	VIC	Marathon	Final	36	2:27:42
Nathan Deakes	VIC	20km Walk	Final	4	1:20:55
		50km Walk	Final	-	DSQ
Kim Gillard	NSW	Marathon	Final	52	2:33:11
Nick Harrison	VIC	Marathon	Final	23	2:23:24
Dmitri Markov	WA	Pole Vault	QRnd	1	5.70m
			Final	1	6.05m
Magnus Michelsson	VIC	Marathon	Final	40	2:28:36
Craig Mottram	VIC	1500m	Heat	7	3:39.10
			Semi	11	3:43.21
Andrew Murphy	NSW	Triple Jump	QRnd	-	16.46m w:+0.5
Liam Murphy	SA	50km Walk	Final	-	DSQ
Stuart Rendell	ACT	Hammer	QRnd	-	75.00m
Matt Shirvington	NSW	100m	Heat	1	10.29 w:-0.3
			QFinal	3	10.14 NW
			Semi	7	10.32 w:-1.7
Blair Young	QLD	400m Hurdles	Heat	6	50.17
			Semi	7	50.21
4x100m					
Matt Shirvington NSW, Paul Di Bella QLD,			Heat	2	38.96
Steve Brimacombe VIC, Adam Basil VIC			Semi	4	38.97
			Final	4	38.83
Manager		Geoff Rowe VIC			
Head Coach		Keith Connor NSW			
Assistant Manager		Mandy Robinson VIC			
Coach (Long Jump/Hurdles/Heptathlon)		Craig Hilliard ACT			
Coach (Sprints/Relays)		Michael Khmel NSW			
Coach (Middle Distance/Distance)		Bruce Scriven VIC			
Coach (Throws)		Ernie Shankelton NSW			
Doctor		Bruce Hamilton ACT			
Physiotherapists		Andrew Lambert VIC, Brent Kirkbride NSW			
Massage Therapists		Bruno Rizzo QLD, Malcolm Calcutt WA			
Biomechanist		Margy Galloway NSW			
Media Liaison Officer		Stephen Lock VIC			

World University Games, Beijing, China – 27th-31st August 2001

Women					
Sonia Brito	VIC	400m Hurdles	Heat	1	56.70
			Semi	2	56.13
			Final	3	55.72
Rachael Dacy	VIC	Pole Vault	Final	6	4.10m
Rosanna Ditton	NSW	Pole Vault	Final	11	3.90m
Jane Jamieson	NSW	Heptathlon	Final	1	6041
[14.28, 13.57m, 1.70m, 25.48, 6.03m, 46.70m, 2:19.10]					
Haley McGregor	VIC	5000m	Final	16	17:34.05
Emily Morris	NSW	1500m	Heat	9	4:23.28
Jacque Munro	NSW	100m Hurdles	Heat	1	13.12 w:+1.5
			Semi	1	13.15 w:+0.4
			Final	3	13.17 w:-0.1
Georgina Power	VIC	100m Hurdles	Heat	7	13.80 w:+0.7
Christy Thiel	NSW	Discus	QRnd	-	53.80m
			Final	11	50.69
Clare Thompson	VIC	Heptathlon	Final	-	DNF
[14.11, 11.93m, 1.70m, 25.54, 3F]					
4x100m Relay					
Nicole Apps NSW, Bindee Goon Chew QLD,			Heat	2	45.09
Jacque Munro NSW, Sandra Porter VIC (Jessica Knox NSW DNR)			Final	4	44.90
4x100m Relay					
Sonia Brito VIC, Renee Robson VIC,			Final	5	3:32.20
Rebecca Sadler QLD, Annabelle Smith NSW					

Men					
Luke Adams	NSW	20km Walk	Final	10	1:28:02
Stuart Anderson	QLD	110m Hurdles	Heat	6	14.17 w:+2.2
Adam Basil	VIC	100m	Heat	3	10.49 w:
			Rnd2	5	10.58 w:-1.0
David Baxter	VIC	100m	Heat	1	10.36 w:+0.8
			Rnd2	3	10.51 w:-2.1
			Semi	6	10.51 w:-0.7
Frazer Dowling	NSW	800m	Heat	4	1:50.81
Peter Elvy	NSW	Discus	QRnd	-	52.80m
Clinton Hill	NSW	400m	Heat	1	46.61
			Rnd2	2	46.87
			Semi	1	45.77
			Final	2	45.63
Kris McCarthy	VIC	800m	Heat	1	1:49.29
			Semi	5	1:46.77
			Final	5	1:46.15
Peter Nowill	QLD	3km Steeple	Final	11	8:44.57
Paul Pearce	VIC	400m	Heat	3	47.96
			Rnd2	-	DNS
Tim Williams	VIC	200m	Heat	2	20.96 w:+0.7
			Rnd2	3	21.05 w:+0.2
			Semi	7	21.15 w:+1.5
4x100m Relay			Heat	3	39.39
Adam Basil VIC, David Baxter VIC, David Flowers VIC, Tim Williams VIC			Final	5	39.50
4x400m Relay			Heat	4	3:08.19
Frazer Dowling NSW, David Flowers VIC, Clinton Hill NSW, Kris McCarthy VIC, Paul Pearce VIC, Tim Williams VIC			Final	4	3:04.51
Manager	Peter Schuwalow VIC				
Assistant Manager/Coach	Kathy Sambell NSW				
Head Coach	Peter Fortune VIC				
Coaches	Esa Peltola ACT, Rudolf Sopko NSW				
Physiotherapist	James Trotter ACT				

World Indoor Championships, Lisbon, Portugal – 9th-11th March 2001

Women					
Georgie Clarke	VIC	1500m	Heat	5	4:13.21
Tamsyn Lewis	VIC	800m	Heat	3	2:04.56
Benita Willis	QLD	3000m	Heat	2	9:01.55
			Final	6	8:42.75
Men					
Peter Burge	NSW	Long Jump	Final	4	8.11m
Craig Mottram	VIC	3000m	Heat	1	7:50.21
			Final	8	7:48.34
Andrew Murphy	NSW	Triple Jump	Final	3	17.20m
Matt Shirvington	NSW	60m	Heat	2	6.62
			Semi	3	6.59
Patrick Johnson	ACT	60m	Heat	1	6.72
			Semi	5	6.69
Manager/Coach	Keith Connor NSW				
Physiotherapist	Tony Ward ACT				

BELIEVE IT.

ACHIEVE IT.

records

Principal
sponsor



2002

ATHLETICS AUSTRALIA OUTDOOR RECORDS

MEN

EVENT	PERF.	DATE	VENUE	NAME	STATE	D.O.B.
100 YARDS						
Aust Allcomers	9.2	10-Mar-65	SYDNEY	BOB LAY	NSW	20-Mar-44
Aust National	9.2	10-Mar-65	SYDNEY	BOB LAY	NSW	20-Mar-44
100 METRES						
World	9.79	16-Jun-99	ATHENS	MAURICE GREENE	USA	23-Jul-74
Commonwealth	9.84	27-Jul-96	ATLANTA	DONOVAN BAILEY	CAN	16-Dec-67
	9.84	22-Aug-99	SEVILLE	BRUNY SURIN	CAN	12-Jul-67
World Junior	10.06	25-Jul-97	LJUBLJANA	DWAIN CHAMBERS	GBR	5-Apr-78
Aust Allcomers	9.87	23-Sep-00	SYDNEY	MAURICE GREENE	USA	23-Jul-74
Aust National	10.03	17-Sep-98	KUALA LUMPUR	MATT SHIRVINGTON	NSW	25-Oct-78
Aust U20	10.0	19-Mar-78	BRISBANE	PAUL NARRACOTT	QLD	8-Oct-59
	10.29	11-Oct-97	SYDNEY	MATT SHIRVINGTON	NSW	25-Oct-78
Aust U18	10.46	13-Dec-91	MELBOURNE	PHILLIP CHIODO	VIC	10-Oct-74
Aust U16	10.80	12-Dec-98	CANBERRA	DAVID PEARSON	QLD	29-Jan-83
200 METRES						
World	19.32	1-Aug-96	ATLANTA	MICHAEL JOHNSON	USA	13-Sep-67
Commonwealth	19.68	1-Aug-96	ATLANTA	FRANK FREDERICKS	NAM	2-Oct-67
World Junior	20.13	16-Jun-85	INDIANAPOLIS	ROY MARTIN	USA	25-Dec-66
Aust Allcomers	19.92	25-Feb-99	MELBOURNE	FRANKIE FREDERICKS	NAM	2-Oct-67
Aust National	20.06	16-Oct-68	MEXICO CITY	PETER NORMAN	VIC	15-Jun-42
Aust U20	20.48	3-Feb-85	BRISBANE	FRED MARTIN	NSW	4-Oct-66
Aust U18	20.90	6-Nov-82	SYDNEY	DARREN CLARK	NSW	6-Sep-65
	20.90	19-Aug-89	SAGA	PAUL GREENE	NSW	9-Dec-72
Aust U16	21.48	7-Dec-88	SYDNEY	PAUL GREENE	NSW	9-Dec-72
400 METRES						
World	43.18	26-Aug-99	SEVILLE	MICHAEL JOHNSON	USA	13-Sep-67
Commonwealth	44.17	19-Aug-87	ZURICH	INNOCENT EGBUNIKE	NGR	30-Nov-61
World Junior	43.87	28-Sep-88	SEOUL	STEVE LEWIS	USA	16-May-69
Aust Allcomers	43.84	25-Sep-00	SYDNEY	MICHAEL JOHNSON	USA	13-Sep-67
Aust National	44.38	26-Sep-88	SEOUL	DARREN CLARK	NSW	6-Sep-65
Aust U20	44.75	8-Aug-84	LOS ANGELES	DARREN CLARK	NSW	6-Sep-65
Aust U18	45.96	19-Aug-89	SAGA	PAUL GREENE	NSW	9-Dec-72
Aust U16	48.12	7-Dec-88	SYDNEY	PAUL GREENE	NSW	9-Dec-72
800 METRES						
World	1:41.11	24-Aug-97	KOLN	WILSON KIPKETER	DEN	12-Dec-70
Commonwealth	1:41.73	10-Jun-81	FLORENCE	SEBASTIAN COE	GBR	29-Sep-56
World Junior	1:43.64	13-Aug-97	ZURICH	JAPHETH KIMUTAI	KEN	20-Dec-78
Aust Allcomers	1:43.97	2-Mar-00	MELBOURNE	DAVID LELEI	KEN	10-May-71
Aust National	1:44.40	15-Oct-68	MEXICO	RALPH DOUBELL	VIC	11-Feb-45
Aust U20	1:45.91	28-Jul-95	LINDAU	PAUL BYRNE	VIC	29-Jan-76
Aust U18	1:48.68	9-Aug-90	PLOVDIV	MARK HOLCOLME	VIC	21-Aug-73
Aust U16	1:51.41	11-Dec-88	CANBERRA	MARK HOLCOMBE	VIC	21-Aug-73
1000 METRES						
World	2:11.96	5-Sep-99	RIETI	NOAH NGENY	KEN	2-Nov-78
Commonwealth	2:11.96	5-Sep-99	RIETI	NOAH NGENY	KEN	2-Nov-78
World Junior	2:15.00	17-Jul-99	NICE	BENJAMIN KIPKURUI	KEN	28-Dec-80
Aust Allcomers	2:17.67	14-Jan-88	MELBOURNE	MICHAEL HILLARDT	QLD	22-Jan-61
Aust National	2:16.61	1-Aug-00	STOCKHOLM	GRANT CREMER	NSW	9-Jun-78
Aust U20	2:20.5	6-Jan-94	MELBOURNE	PAUL BYRNE	VIC	29-Jan-76
Aust U18	2:23.1	7-Jan-93	MELBOURNE	MICHAEL POWER	VIC	9-May-76
Aust U16	2:28.7	7-Jan-92	MELBOURNE	MICHAEL POWER	VIC	9-May-76
1500 METRES						
World	3:26.00	14-Jul-98	ROME	HICHAM EL GUERROUJ	MAR	14-Sep-74
Commonwealth	3:28.12	11-Aug-00	ZURICH	NOAH NGENY	KEN	2-Nov-78
World Junior	3:33.16	11-Aug-99	ZURICH	BENJAMIN KIPKURUI	KEN	28-Dec-80
Aust Allcomers	3:31.25	9-Sep-01	MELBOURNE	HICHAM EL GUERROUJ	MAR	14-Sep-74
Aust National	3:31.96	3-Jul-91	STOCKHOLM	SIMON DOYLE	QLD	9-Nov-66
Aust U20	3:39.67	23-Mar-80	SYDNEY	MICHAEL HILLARDT	QLD	22-Jan-61
Aust U18	3:46.34	2-Mar-00	MELBOURNE	ANDREW O'NEILL	NSW	5-Jul-83
Aust U16	3:55.07	17-Nov-91	MELBOURNE	MICHAEL POWER	VIC	9-May-76

1 MILE

World	3:43.13	7-Jul-99	ROME	HICHAM EL GUERROUJ	MAR	14-Sep-74
Commonwealth	3:43.40	7-Jul-99	ROME	NOAH NGENY	KEN	2-Nov-78
World Junior	3:50.41	16-Jul-97	NICE	NOAH NGENY	KEN	2-Nov-78
Aust Allcomers	3:51.54	7-Feb-91	MELBOURNE	SIMON DOYLE	QLD	9-Nov-66
Aust National	3:49.91	6-Jul-91	OSLO	SIMON DOYLE	QLD	9-Nov-66
Aust U20	3:56.87	8-Aug-80	BERLIN	MICHAEL HILLARDT	QLD	22-Jan-61

2000 METRES

World	4:44.79	7-Sep-99	BERLIN	HICHAM EL GUERROUJ	MAR	14-Sep-74
Commonwealth	4:48.74	1-Aug-98	HECHTEL	JOHN KIBOWEN	KEN	21-Apr-69
Aust Allcomers	5:00.84	25-Jan-92	SYDNEY	SIMON DOYLE	QLD	9-Nov-66
Aust National	5:00.84	25-Jan-92	SYDNEY	SIMON DOYLE	QLD	9-Nov-66
Aust U20	5:15.5	22-Dec-79	ADELAIDE	MARK ARENS	SA	23-Mar-62
Aust U18	5:15.5	22-Dec-79	ADELAIDE	MARK ARENS	SA	23-Mar-62

3000 METRES

World	7:20.67	1-Sep-96	RIETI	DANIEL KOMEN	KEN	17-May-76
Commonwealth	7:20.67	1-Sep-96	RIETI	DANIEL KOMEN	KEN	17-May-76
World Junior	7:34.58	3-Sep-99	BRUSSELS	SAMMY KIPKETER	KEN	29-Sep-81
Aust Allcomers	7:39.22	20-Feb-99	SYDNEY	LUKE KIPKOSGEI	KEN	27-Nov-75
Aust National	7:41.35	16-Feb-01	SYDNEY	CRAIG MOTTRAM	VIC	18-Jun-80
Aust U20	8:02.77	20-Feb-99	SYDNEY	CRAIG MOTTRAM	VIC	18-Jun-80
Aust U18	8:10.52	16-Dec-93	MELBOURNE	MICHAEL POWER	VIC	9-May-76
Aust U16	8:29.26	25-Feb-92	MELBOURNE	MICHAEL POWER	VIC	9-May-76

5000 METRES

World	12:39.36	13-Jun-98	HELSINKI	HAILE GEBRSELESSIE	ETH	18-Apr-73
Commonwealth	12:39.74	22-Aug-97	BRUSSELS	DANIEL KOMEN	KEN	17-May-76
World Junior	12:53.72	5-Jun-96	ROME	PHILIP MOSIMA	KEN	2-Jan-77
Aust Allcomers	13:11.11	25-Feb-99	MELBOURNE	LUKE KIPKOSGEI	KEN	27-Nov-75
Aust National	13:14.82	25-Feb-99	MELBOURNE	LEE TROOP	VIC	22-Mar-73
Aust U20	13:25.63	7-Aug-99	HECHTEL	MIZAN MEHARI	ACT	25-Jan-80
Aust U18	14:20.0	10-Aug-96	SYDNEY	MARK THOMPSON	VIC	5-Mar-79

10000 METRES

World	26:22.75	1-Jun-98	HENGELO	HAILE GEBRSELESSIE	ETH	18-Apr-73
Commonwealth	26:27.85	22-Aug-97	BRUSSELS	PAUL TERGAT	KEN	17-Jun-69
World Junior	27:11.18	25-Jun-91	HENGELO	RICHARD CHELIMO	KEN	21-Apr-72
Aust Allcomers	27:18.20	25-Sep-00	SYDNEY	HAILE GEBRSELESSIE	ETH	18-Apr-73
Aust National	27:31.92	25-Nov-96	MELBOURNE	SHAUN CREIGHTON	VIC	14-May-67
Aust U20	28:50.4	16-Dec-76	MELBOURNE	ROB DE CASTELLA	VIC	27-Feb-57

20000 METRES

World	56:55.6	30-Mar-91	LA FLECHE	ARTURO BARRIOS	MEX	12-Dec-63
Commonwealth	57:28.7	31-Mar-90	LA FLECHE	CARL THACKERY	GBR	14-Oct-62
Aust Allcomers	59:22.8	27-Oct-65	GEELONG	RON CLARKE	VIC	21-Feb-37
Aust National	58:37.2	17-Apr-82	ROME	ROB DE CASTELLA	VIC	27-Feb-57
Aust U20	70:03.8	5-Oct-68	MELBOURNE	MAX LITTLE	TAS	23-Oct-49

25000 METRES

World	1:13:55.8	22-Mar-81	CHRISTCHURCH	TOSHIHIKO SEKO	JPN	15-Jul-56
Commonwealth	1:15:22.6	21-Jul-65	BOLTON	RONALD HILL	GBR	21-Jul-65
Aust Allcomers	80:31.4	24-May-80	NEWCASTLE	BRIAN MORGAN	NSW	15-Nov-55
Aust National	80:31.4	24-May-80	NEWCASTLE	BRIAN MORGAN	NSW	15-Nov-55
Aust U20	84:12.0	3-Nov-74	MELBOURNE	EERO KERANEN	VIC	7-Nov-55

30000 METRES

World	1:29:18.8	22-Mar-81	CHRISTCHURCH	TOSHIHIKO SEKO	JPN	15-Jul-56
Commonwealth	1:31:30.4	5-Sep-70	LONDON	JIM ALDER	SCO	10-Jun-90
Aust Allcomers	98:33.5	24-May-80	NEWCASTLE	BRIAN MORGAN	NSW	15-Nov-55
Aust National	98:33.5	24-May-80	NEWCASTLE	BRIAN MORGAN	NSW	15-Nov-55
Aust U20	106:53.0	3-Nov-74	MELBOURNE	EERO KERANEN	VIC	7-Nov-55

1 HOUR TRACK

World	21,101m	30-Mar-91	LA FLECHE	ARTURO BARRIOS	MEX	12-Dec-63
Commonwealth	20,855m	31-Mar-90	LA FLECHE	CARL THACKERY	GBR	14-Oct-62
Aust Allcomers	20,232.56m	27-Oct-65	GEELONG	RON CLARKE	VIC	21-Feb-37
Aust National	20,516m	17-Apr-82	ROME	ROB DE CASTELLA	VIC	27-Feb-57
Aust U20	18,678m	29-Aug-73	ADELAIDE	TONY BART	SA	4-Dec-55

100M HURDLES

Aust U16	13.07	11-Dec-99	SYDNEY	MOHAMMED ZEED	VIC	21-Feb-84
----------	-------	-----------	--------	---------------	-----	-----------

110M HURDLES

World	12.91	20-Aug-93	STUTT GART	COLIN JACKSON	GBR	18-Feb-67
Commonwealth	12.91	20-Aug-93	STUTT GART	COLIN JACKSON	GBR	18-Feb-67
World Junior	13.23	16-Aug-78	ZURICH	RENALDO NEHEMIAH	USA	24-Mar-59
Aust Allcomers	13.00	25-Sep-00	SYDNEY	ANIER GARCIA	CUB	9-Mar-76
Aust National	13.29	11-Aug-95	GOTEBORG	KYLE VANDER-KUYP	VIC	30-May-71
Aust U20 IAAF(1.067m)	13.76	19-May-78	POCATELLO	DON WRIGHT	QLD	26-Apr-59
Aust U20 AA (.99m)	13.5	2-Oct-77	BRISBANE	DON WRIGHT	QLD	26-Apr-59
Aust U18	13.48	25-Feb-01	BENDIGO	MOHAMAD ZEED	VIC	21-Feb-84

200M HURDLES

Aust Allcomers	22.59	14-Mar-96	BRISBANE	DARRYL WOHLSEN	QLD	6-Mar-73
Aust National	22.59	14-Mar-96	BRISBANE	DARRYL WOHLSEN	QLD	6-Mar-73
Aust U20	23.2	9-Feb-63	BRISBANE	PETER BALTHES	QLD	17-Jun-44
Aust U16	24.66	10-Dec-98	CANBERRA	RYAN PURCELL	WA	24-Jan-83

400M HURDLES

World	46.78	6-Aug-92	BARCELONA	KEVIN YOUNG	USA	16-Sep-66
Commonwealth	47.10	7-Aug-91	ZURICH	SAMUEL MATETE	ZAM	27-Jul-68
World Junior	48.02	17-Jun-84	LOS ANGELES	DANNY HARRIS	USA	7-Sep-65
Aust Allcomers	47.50	27-Sep-00	SYDNEY	ANGELO TAYLOR	USA	29-Dec-88
Aust National	48.28	31-Jul-96	ATLANTA	ROHAN ROBINSON	VIC	15-Nov-71
Aust U20	49.73	10-Aug-90	BULGARIA	ROHAN ROBINSON	VIC	15-Nov-71
Aust U18 (.84m)	52.01	18-Jul-99	POLAND	SEAN AVERY	VIC	28-Jan-82

2000M STEEPLECHASE

World Junior	5:25.01	2-Oct-80	ATHENS	ARSENIOS TSIMINOS	GRE	19-Jan-61
Aust U18	5:43.73	5-Dec-88	SYDNEY	AARON HUNT	NSW	10-Mar-72
Aust U16 (.76m)	5:59.36	11-Dec-94	BRISBANE	MARTIN DENT	NSW	8-Feb-79

3000M STEEPLECHASE

World	7:55.28 *	24-Aug-01	BRUSSELS	BRAHIM BOULAMI	MAR	24-Apr-72
Commonwealth	7:55.72	24-Aug-97	COLOGNE	BERNARD BARMASAI	KEN	6-May-74
World Junior	7:58.66 *	24-Aug-01	BRUSSELS	STEPHEN CHERONO	KEN	
Aust Allcomers	8:16.14	9-Sep-01	MELBOURNE	BRAHIM BOULAMI	MAR	20-Apr-72
Aust National	8:16.22	2-Jul-93	LILLE	SHAUN CREIGHTON	VIC	14-May-67
Aust U20	8:40.62	20-Sep-92	SEOUL	GLEN STOJANOVIC	NSW	3-Feb-74

1500M TRACK WALK

Aust U16	5:42.68	26-Mar-95	ADELAIDE	STEPHEN BROOKS	VIC	16-May-79
----------	---------	-----------	----------	----------------	-----	-----------

3000M TRACK WALK

Aust U18	11:42.04	21-Feb-98	SYDNEY	TROY SUNDSTROM	NSW	30-Apr-81
----------	----------	-----------	--------	----------------	-----	-----------

5000M TRACK WALK

Aust Allcomers	18:52.87	21-Feb-86	CANBERRA	DAVID SMITH	VIC	24-Jul-55
Aust National	18:51.39	21-Feb-98	AUCKLAND	NICK A'HERN	NSW	6-Jan-69
Aust U20	19:38.22	19-Feb-00	SYDNEY	TROY SUNDSTROM	NSW	30-Apr-81

10000M TRACK WALK

World Junior	38:46.4	20-May-00	MOSCOW	VIKTOR BURAYEV	RUS	23-Aug-82
Aust Allcomers	38:20.9	15-Sep-85	SYDNEY	DAVID SMITH	VIC	24-Jul-55
Aust National	38:20.9	15-Sep-85	SYDNEY	DAVID SMITH	VIC	24-Jul-55
Aust U20	41:11.44	22-Aug-96	SYDNEY	NATHAN DEAKES	VIC	17-Aug-77
Aust U18	42:40.54	6-Nov-99	SYDNEY	DOUG CONNOLLY	NSW	30-Oct-82

20000M TRACK WALK

World	1:17:25.6	7-May-94	BERGEN	BERNARDO SEGURA	MEX	11-Feb-70
Commonwealth	1:19:48.1 *	4-Sep-01	BRISBANE	NATHAN DEAKES	AUS	17-Aug-77
World Junior	1:22:16.0	3-Mar-90	CHINA	MINGCAI LI	CHN	22-Aug-71
Aust Allcomers	1:19:48.1	4-Sep-01	BRISBANE	NATHAN DEAKES	VIC	17-Aug-77
Aust National	1:19:48.1	4-Sep-01	BRISBANE	NATHAN DEAKES	VIC	17-Aug-77
Aust U20	1:36:39.7	27-Jun-81	MELBOURNE	MICHAEL HARVEY	VIC	5-Dec-62

30000M TRACK WALK

World	2:01:44.1	3-Oct-92	CUNEO	MAURIZIO DAMILANO	ITA	6-Apr-57
Commonwealth	2:04:55.7	16-Jun-90	SEPT. ILES	GUILLAUME LEBLANC	CAN	14-Apr-62
Aust Allcomers	2:14:22	9-Sep-90	MELBOURNE	SIMON BAKER	VIC	6-Feb-58
Aust National	2:14:22	9-Sep-90	MELBOURNE	SIMON BAKER	VIC	6-Feb-58

50000M TRACK WALK

World	3:40:57.9	29-Sep-96	HERICOURT	THIERRY TOUTAIN	FRA	14-Feb-62
Commonwealth	3:43:50.0	9-Sep-90	MELBOURNE	SIMON BAKER	VIC	6-Feb-58
Aust Allcomers	3:43:50.0	9-Sep-90	MELBOURNE	SIMON BAKER	VIC	6-Feb-58
Aust National	3:43:50.0	9-Sep-90	MELBOURNE	SIMON BAKER	VIC	6-Feb-58

2 HOUR TRACK WALK

World	29,572m	3-Oct-92	CUNEO	MAURIZIO DAMILANO	ITA	6-Apr-57
Commonwealth	28,800m	16-Jun-90	SEPT. ILES	GUILLAUME LEBLANC	CAN	14-Apr-62
Aust Allcomers	27,123.35m	24-May-80	MELBOURNE	WILLI SAWALL	VIC	7-Nov-41
Aust National	27,123.35m	24-May-80	MELBOURNE	WILLI SAWALL	VIC	7-Nov-41
Aust U20	23,127.84m	21-Aug-65	MELBOURNE	ROSS HAYWOOD	VIC	18-Feb-47

4 X 100M RELAY

World	37.40	8-Aug-92	BARCELONA	USA - MARSH, BURRELL, MITCHELL, C. LEWIS
	37.40	21-Aug-93	STUTTGART	USA - DRUMMOND, CASON, MITCHELL, BURRELL
Commonwealth	37.69	3-Aug-96	ATLANTA	CAN - ESMIE, GILBERT, SURIN, BAILEY
World Junior	39.00	18-Jul-83	COL. SPRINGS	USA - JESSIE, FRANKLIN, BLALOCK, MITCHELL
Aust Allcomers	37.61	30-Sep-00	SYDNEY	USA - DRUMMOND, WILLIAMS, LEWIS, GREENE
Aust National	38.17	12-Aug-95	GOTEBORG	AUS - BRIMACOMBE, HENDERSON, JACKSON, MARSH
Aust State Team	39.46	23-Feb-95	MELBOURNE	QLD - BIRGAN, MARSH, NALATU, WOHLSEN
Aust U20	39.62	25-Aug-96	SYDNEY	AUS - BAXTER, DI BELLA, PEARCE, MISSINGHAM
Aust U18	40.93	11-Dec-98	CANBERRA	NSW - BARNETT, RICHARDSON, MANNS, CHODAT
Aust U16	41.77	12-Mar-88	CANBERRA	NSW - BENSCHER, CAMPS, GREENE, STEPHENSON

4 X 200M RELAY

World	1:18.68	17-Apr-94	WALNUT	USA - MARSH, BURRELL, HEARD, LEWIS
Commonwealth	1:20.79	24-Apr-88	WALNUT	JAM - BUCKNOR, DAVIS, CAMPBELL, O'CONNOR
Aust Allcomers	1:23.04	6-Dec-98	SYDNEY	NSW - S.VASSELLA, HOLLANDS, CAPOBIANCO,
P.VASSELLA				
Aust National	1:23.04	6-Dec-98	SYDNEY	NSW - S.VASSELLA, HOLLANDS, CAPOBIANCO,
P.VASSELLA				
Aust State Team	1:23.04	6-Dec-98	SYDNEY	NSW - S.VASSELLA, HOLLANDS, CAPOBIANCO,
P.VASSELLA				
Aust U20	1:25.48	4-Dec-83	SYDNEY	NSW - CHAMPION, KEARNEY, MACE, THEODORE
Aust U18	1:28.2	17-Dec-83	MELBOURNE	VIC - MILIONIS, PRYOR, LONGMUIR, REED
Aust U16	1:29.40	9-Dec-00	ADELAIDE	VIC - TONKIN, REMMERS, WROE, LITTLEJOHN

4 X 400M RELAY

World	2:54.20	22-Jul-98	NEW YORK	USA - YOUNG, PETTIGREW, WASHINGTON, JOHNSON
Commonwealth	2:56.75	10-Aug-97	ATHENS	JAM - MCDONALD, HAUGHTON, MCFARLANE, CLARKE
World Junior	3:01.90	20-Jul-86	ATHENS	USA - CAMPBELL, RISH, WADDLE, REED
Aust Allcomers	2:56.35	30-Sep-00	SYDNEY	USA - HARRISON, PETTIGREW, HARRISON, JOHNSON
Aust National	2:59.70	11-Aug-84	LOS ANGELES	AUS - CLARK, FRAYNE, MINIHAN, MITCHELL
Aust State Team	3:02.1	26-Feb-84	MELBOURNE	VIC - FRAYNE, MINIHAN, MITCHELL, VAN MILTENBURG
Aust U20	3:04.74	2-Aug-98	ANNECY	AUS - MCFARLANE, BATMAN, THOM, VINCENT
Aust U18	3:14.39	30-Mar-84	MELBOURNE	VIC - KLABBERS, NEVIN, LONGMUIR, REED
Aust U16	3:17.56	7-Mar-86	HOBART	NSW - DENNIS, PERRY, SMART, WATERS

4 X 800M RELAY

World	7:03.89	30-Aug-82	LONDON	GBR & NI - ELLIOTT, COOK, CRAM, COE
Commonwealth	7:03.89	30-Aug-82	LONDON	GBR & NI - ELLIOTT, COOK, CRAM, COE
Aust Allcomers	7:20.0	6-Mar-82	BRISBANE	QLD - CREW, GOULDING, HAWES, HILLARDT
Aust National	7:19.0	22-Aug-66	DUBLIN	AUS - CLOUGH, DOUBELL, ROCHE, WHEELER
Aust State Team	7:20.0	6-Mar-82	BRISBANE	QLD - CREW, GOULDING, HAWES, HILLARDT
Aust U20	7:39.5	29-Nov-81	SYDNEY	NSW - EARL, OZOLINS, TRINCA, WHEELER
Aust U18	7:46.20	17-Dec-00	SYDNEY	NSW - ANDREATTA, FITZGERALD, BROMLEY, HALL

4 X 1500M RELAY

World	14:38.8	17-Aug-77	KOLN	FRG - WESSINGHAGE, HUDAK, LEDERER, FLESCHEN
Commonwealth	14:40.4	22-Aug-73	OSLO	NZL - DIXON, POLHILL, QUAX, WALKER
Aust Allcomers	15:19.0	27-Nov-88	MELBOURNE	VIC - AGOSTA, PAULIN, POLKINGHORNE, QUILTY
Aust National	15:19.0	27-Nov-88	MELBOURNE	VIC - AGOSTA, PAULIN, POLKINGHORNE, QUILTY
Aust State Team	15:19.0	27-Nov-88	MELBOURNE	VIC - AGOSTA, PAULIN, POLKINGHORNE, QUILTY
Aust U20	15:45.09	28-Mar-92	MELBOURNE	VIC - BOWDEN, GIBBS, SLY, UNTHANK
Aust U18	16:04.7	17-Dec-89	MELBOURNE	VIC - ELLIS, HOWLEY, MCMAHON, MILLICHAMP
Aust U16	17:08.08	22-Nov-87	SYDNEY	NSW - AMANTE, HUNT, TRACEY, VONWILLER

HIGH JUMP

World	2.45	27-Jul-93	SALAMANCA	JAVIER SOTOMAYOR	CUB	13-Oct-67
Commonwealth	2.38	12-Jul-95	NICE	TROY KEMP	BAH	18-Jun-66
World Junior	2.37	12-Aug-90	PLOVDIV	DRAGUTIN TOPIC	YUG	12-Mar-71
	2.37	20-Sep-92	SEOUL	STEVEN SMITH	GBR	29-Mar-73
Aust Allcomers	2.36	2-Mar-97	MELBOURNE	TIM FORSYTH	VIC	17-Aug-73
	2.36	5-Feb-00	PERTH	KONSTANTIN MATUSEVICH	ISR	25-Feb-71
Aust National	2.36	2-Mar-97	MELBOURNE	TIM FORSYTH	VIC	17-Aug-73
Aust U20	2.34	4-Jul-92	OSLO	TIM FORSYTH	VIC	17-Aug-73
Aust U18	2.29	12-Aug-90	PLOVDIV	TIM FORSYTH	VIC	17-Aug-73
Aust U16	2.14	5-Dec-92	PERTH	MARK SILLS	QLD	24-Dec-76

POLE VAULT

World	6.14	31-Jul-94	SESTRIERE	SERGEY BUBKA	UKR	4-Dec-63
Commonwealth	6.05 *	9-Aug-01	EDMONTON	DMITRI MARKOV	AUS	14-Mar-75
World Junior	5.80	14-Jul-89	BRYANSK	MAKSIM TARASOV	URS	2-Dec-70
Aust Allcomers	5.90	28-Feb-98	SYDNEY	JEFF HARTWIG	USA	25-Dec-67
	5.90	29-Sep-00	SYDNEY	NICK HYSONG	USA	9-Dec-71
	5.90	29-Sep-00	SYDNEY	LAWRENCE JOHNSON	USA	7-May-74
	5.90	29-Sep-00	SYDNEY	MAKSIM TARASOV	RUS	2-Dec-70
	5.90	29-Sep-00	SYDNEY	MICHAEL STOLLE	GER	17-Dec-74
Aust National	6.05	9-Aug-01	EDMONTON	DMITRI MARKOV	SA	14-Mar-75
Aust U20	5.60	7-Feb-98	PERTH	PAUL BURGESS	WA	14-Aug-79
Aust U18	5.35	25-Aug-96	SYDNEY	PAUL BURGESS	WA	14-Aug-79
Aust U16	4.81	11-Mar-90	PERTH	JAMES MILLER	WA	4-Jun-74

LONG JUMP

World	8.95	30-Aug-91	TOKYO	MIKE POWELL	USA	10-Nov-63
Commonwealth	8.62	5-Apr-97	ORLANDO	JAMES BECKFORD	JAM	9-Jan-75
World Junior	8.34	8-Sep-72	MUNICH	RANDY WILLIAMS	USA	23-Aug-53
Aust Allcomers	8.55	28-Sep-00	SYDNEY	IVAN PEDROSO	CUB	17-Dec-72
Aust National	8.49	28-Sep-00	SYDNEY	JAI TAURIMA	QLD	26-Jun-72
Aust U20	7.82	15-Mar-86	ADELAIDE	DAVID CULBERT	VIC	17-Mar-67
Aust U18	7.64	15-Mar-83	ADELAIDE	MICHAEL MORGAN	VIC	30-Jul-66
	7.64	9-Dec-84	BRISBANE	DAVID CULBERT	VIC	17-Mar-67
Aust U16	7.19	25-Nov-95	BRISBANE	RICHARD ALLEN	QLD	1-Dec-79

TRIPLE JUMP

World	18.29	7-Aug-95	GOTHENBURG	JONATHAN EDWARDS	GBR	10-May-66
Commonwealth	18.29	7-Aug-95	GOTHENBURG	JONATHAN EDWARDS	GBR	10-May-66
World Junior	17.50	23-Jun-85	ERFURT	VOLKER MAI	GDR	3-May-66
Aust Allcomers	17.71	25-Sep-00	SYDNEY	JONATHAN EDWARDS	GBR	10-May-66
Aust National	17.46	7-Aug-82	LONDON	KEN LORRAWAY	ACT	6-Feb-56
Aust U20	16.27	17-Jan-76	MELBOURNE	KEN LORRAWAY	VIC	18-Apr-57
Aust U18	15.60	2-Nov-97	BUNDABERG	JOSHUA FERGUSON	QLD	15-Feb-80
Aust U16	14.50	12-Nov-88	MELBOURNE	CRAIG FURBER	VIC	14-Dec-72

SHOT PUT

World	23.12	20-May-90	WESTWOOD	RANDY BARNES	USA	16-Jun-66
Commonwealth	21.68	18-May-80	CWMBRAN	GEOFFREY CAPES	GBR	23-Aug-49
World Junior	20.39	7-Mar-98	GERMISTON	JANUS ROBERTS	RSA	10-Mar-79
Aust Allcomers	22.00	5-Oct-85	CANBERRA	ULF TIMMERMANN	GDR	1-Nov-62
Aust National	20.35	10-Sep-00	RUNAWAY BAY	JUSTIN ANLEZARK	QLD	17-Aug-77
Aust U20 (7.26k)	18.43	18-Dec-86	MELBOURNE	JOHN MINNS	VIC	31-May-67
Aust U20 (6k)	18.97	24-Mar-01	BRISBANE	SCOTT MARTIN	VIC	12-Oct-82
Aust U18 (5k)	20.77	13-Dec-98	CANBERRA	RHYS JONES	QLD	19-Mar-81
Aust U16 (4k)	19.46	9-Dec-00	ADELAIDE	RAFFAEL LAURINS	VIC	22-May-85

DISCUS THROW

World	74.08	6-Jun-86	NEUBRANDENBURG	JURGEN SCHULT	GER	11-May-60
Commonwealth	69.96 *	30-Mar-01		FRANTZ KRUGER	RSA	22-May-75
World Junior	63.64	25-Jun-78	STRASBOURG	WERNER HARTMANN	FRG	20-Apr-59
Aust Allcomers	69.30	25-Sep-00	SYDNEY	VIRGILIJUS ALEKNA	LIT	13-Feb-72
Aust National	65.06	3-Jan-79	MELBOURNE	WAYNE MARTIN	NSW	26-Feb-55
Aust U20 (2k)	61.98	12-Dec-87	MELBOURNE	WERNER REITERER	VIC	27-Jan-68
Aust U20 (1.75k)	57.05	27-Jan-01	BALLARAT	SCOTT MARTIN	VIC	12-Oct-82
Aust U18 (1.5k)	68.44	2-Nov-85	MELBOURNE	WERNER REITERER	VIC	27-Jan-68
Aust U16 (1k)	75.33	10-Dec-99	SYDNEY	TIMOTHY DRIESEN	VIC	27-Mar-84

HAMMER THROW

World	86.74	30-Aug-86	STUTTGART	YURIY SEDYKH	URS	11-Jun-65
Commonwealth	78.93 *	15-Jul-01	HUNGARY	STUART RENDELL	ACT	30-Jun-72
World Junior	78.33	5-Aug-99	SEINAJOKI	OLLI-PEKKA KARJALAINEN	FIN	7-Mar-80
Aust Allcomers	82.94	7-Sep-01	BRISBANE	KOJI MUROFUSHI	JPN	8-Oct-74
Aust National	78.93 *	15-Jul-01	HUNGARY	STUART RENDELL	ACT	30-Jun-72
Aust U20 (7.26k)	68.98	12-Jul-86	ATHENS	SEAN CARLIN	SA	29-Nov-67
Aust U20 (6k)	75.62	3-Sep-00	BRISBANE	AARON FISH	QLD	27-Feb-81
Aust U18 (5k)	74.42	9-Dec-00	ADELAIDE	TIMOTHY DRIESEN	VIC	27-Mar-84
Aust U16 (4k)	72.85	8-Jan-00	BENDIGO	TIMOTHY DRIESEN	VIC	27-Mar-84

JAVELIN THROW

World	98.48	25-May-96	JENA	JAN ZELEZNY	CZE	16-Jun-66
Commonwealth	91.46	25-Jan-92	NTH SHORE CITY	STEPHEN BACKLEY	GBR	12-Feb-69
World Junior	83.87	7-Jun-01	BERGEN	ANDREAS THORKILDSEN	NOR	1-Apr-82
Aust Allcomers	90.17	23-Sep-00	SYDNEY	JAN ZELEZNY	CZE	16-Jun-66
Aust National	85.75	26-Jan-98	ADELAIDE	ANDREW CURREY	NSW	7-Feb-71
Aust U20	75.74	23-Aug-96	SYDNEY	STEVEN MADEO	QLD	17-Aug-77
Aust U18 (700g)	76.02	21-Mar-93	SYDNEY	SHANE WYLIE	QLD	30-Apr-76
Aust U16 (700g)	73.64	20-May-89	BRISBANE	IAN PEARCE	QLD	30-Aug-73

DECATHLON

World	9026	27-May-01	GOTZIS	ROMAN SEBRLE	CZE	26-Nov-74
Commonwealth	8847	9-Aug-84	LOS ANGELES	DALEY THOMPSON	GBR	30-Jul-58
World Junior	8397	7-Jul-82	ERFURT	TORSTEN VOSS	GDR	24-Mar-63
Aust Allcomers	8641	28-Sep-00	SYDNEY	ERKI NOOL	EST	25-Jun-70
Aust National	8490	18-Sep-98	KUALA LUMPUR	JAGAN HAMES	SA	31-Oct-75
Aust U20 (IAAF)	7322	31-Jan-93	CANBERRA	PAUL JEFFREY	WA	14-Jan-74
Aust U20 (AA)	7000	24-Mar-01	BRISBANE	JASON DUDLEY	QLD	10-Nov-84

MULTI EVENT

Aust U18	7137	24-Feb-01	BENDIGO	JASON DUDLEY	QLD	10-Nov-84
Aust U16	4455	24-Feb-01	BENDIGO	DWAIN WEYERS	QLD	28-Feb-86

OCTATHLON

Aust U18	5997	13-Jul-01	HUNGARY	JASON DUDLEY	QLD	10-Nov-84
----------	------	-----------	---------	--------------	-----	-----------

MEN - BEST ON RECORD**12 HOURS 10-MAN TRACK RELAY**

Aust Allcomers	242km477.5m	30-Sep-84	MELBOURNE	VIC TEAM
Aust National	242km477.5m	30-Sep-84	MELBOURNE	VIC TEAM

MARATHON

World	2:05:42	24-Oct-99	CHICAGO	KHALID KHANNOUCHI	MAR	22-Dec-71
Commonwealth	2:06:16	24-Oct-99	CHICAGO	MOSES TANUI	KEN	20-Aug-65
World Junior	2:12:49	18-Oct-87	BEIJING	NEGASH DUBE	ETH	21-May-05
	2:12:49	9-Oct-88	WEST BERLIN	TESFAYI DADI	ETH	16-Mar-69
Aust Allcomers	2:09:18	8-Oct-82	BRISBANE	ROB DE CASTELLA	VIC	27-Feb-57
Aust National	2:07:51	22-Apr-86	BOSTON	ROB DE CASTELLA	VIC	27-Feb-57

HALF MARATHON

World	59:17	4-Apr-98	MILANO	PAUL TERGAT	KEN	17-Jun-69
Aust Allcomers	61:11	22-May-94	SYDNEY	PAT CARROLL	QLD	17-Aug-61
Aust National	60:02	19-Jan-97	TOKYO	DARREN WILSON	VIC	9-Aug-68

8000M ROAD WALK

Aust U18	34:21.0	24-May-92	MELBOURNE	DION RUSSELL	VIC	8-May-75
----------	---------	-----------	-----------	--------------	-----	----------

10000M ROAD WALK

Aust U20	42:30	10-Jun-89	CANBERRA	STEVEN BEECROFT	VIC	14-Mar-71
----------	-------	-----------	----------	-----------------	-----	-----------

20000M ROAD WALK

World	1:17:46	19-May-00	MOSCOW	ROMAN RASSKASOV	RUS	28-Apr-79
Commonwealth	1:18:14 *	16-Jun-01	DUBLIN	NATHAN DEAKES	VIC	17-Aug-77
World Junior	1:19:38	10-Mar-96	ZHUHAI	GUOHUI YU	CHN	30-Apr-77
Aust Allcomers	1:18:59	22-Sep-00	SYDNEY	ROBERT KORZENIOWSKI	POL	30-Jul-68
Aust National	1:18:14	16-Jun-01	DUBLIN	NATAN DEAKES	VIC	17-Aug-77
Aust U20	1:25:02	19-Mar-99	MELBOURNE	TROY SUNDSTROM	NSW	30-Apr-81

30000M ROAD WALK

Aust Allcomers	2:05:59	10-May-86	CANBERRA	DAVID SMITH	VIC	24-Jul-55
Aust National	2:05:59	10-May-86	CANBERRA	DAVID SMITH	VIC	24-Jul-55

50000M ROAD WALK

World	3:37:26	21-May-00	MOSCOW	VALERIY SPITSYN	RUS	5-Dec-65
Commonwealth	3:43:13	28-May-89	SPAIN	SIMON BAKER	AUS	6-Feb-58
Aust Allcomers	3:42:22	29-Sep-00	SYDNEY	ROBERT KORZENIOWSKI	POL	30-Jul-68
Aust National	3:43:13	28-May-89	SPAIN	SIMON BAKER	VIC	6-Feb-58

100KM ROAD RACE

Aust Allcomers	6:29:26	23-Apr-95	TASMANIA	TIM SLOANE	TAS	29-Jul-67
Aust National	6:29:26	23-Apr-95	TASMANIA	TIM SLOANE	TAS	29-Jul-67

WOMEN - OUTDOOR**100 METRES**

World	10.49	16-Jul-88	INDIANAPOLIS	FLO. GRIFFITH JOYNER	USA	21-Feb-59
Commonwealth	10.74	7-Sep-96	MILAN	MERLENE OTTEY	JAM	10-May-60
World Junior	10.88	1-Jul-77	DRESDEN	MARLIES OELSNER-GOHR	GDR	21-Mar-58
Aust Allcomers	10.75	23-Sep-00	SYDNEY	MARION JONES	USA	12-Oct-75
Aust National	11.12	31-Jul-94	SESTRIERE	MELINDA GAINSFORD	NSW	1-Oct-71
Aust U20	11.20	15-Oct-68	MEXICO CITY	RAELENE BOYLE	VIC	24-Jun-51
Aust U18	11.20	15-Oct-68	MEXICO CITY	RAELENE BOYLE	VIC	24-Jun-51
Aust U16	11.3	14-Jan-76	SYDNEY	DEBBIE WELLS	NSW	29-May-61

200 METRES

World	21.34	29-Sep-88	SEOUL	FLO. GRIFFITH JOYNER	USA	21-Feb-59
Commonwealth	21.64	13-Sep-91	BRUSSELS	MERLENE OTTEY	JAM	10-May-60
World Junior	22.19	30-Jul-80	MOSCOW	NATALYA BOCHINA	URS	4-Jan-62
Aust Allcomers	21.84	28-Sep-00	SYDNEY	MARION JONES	USA	12-Oct-75
Aust National	22.23	13-Jul-97	STUTTGART	MELINDA GAINSFORD	NSW	1-Oct-71
Aust U20	22.62	23-Jan-93	SYDNEY	CATHY FREEMAN	VIC	16-Feb-73
Aust U18	22.74	18-Oct-68	MEXICO CITY	RAELENE BOYLE	VIC	24-Jun-51
Aust U16	22.8	28-Feb-76	BRISBANE	DEBBIE WELLS	NSW	29-May-61

400 METRES

World	47.60	6-Oct-85	CANBERRA	MARITA KOCH	GDR	18-Feb-57
Commonwealth	48.63	29-Jul-96	ATLANTA	CATHY FREEMAN	AUS	16-Feb-73
World Junior	49.42	27-Aug-91	TOKYO	GRIT BREUER	GER	16-Feb-72
Aust Allcomers	47.60	6-Oct-85	CANBERRA	MARITA KOCH	GDR	18-Feb-57
Aust National	48.63	29-Jul-96	ATLANTA	CATHY FREEMAN	VIC	16-Feb-73
Aust U20	51.14	28-Jun-92	BIRMINGHAM	CATHY FREEMAN	VIC	16-Feb-73
Aust U18	51.80	12-Dec-99	SYDNEY	JANA PITTMAN	NSW	9-Nov-82
Aust U16	52.90	20-Feb-94	MELBOURNE	TAMSYN LEWIS	VIC	20-Jul-78

800 METRES

World	1:53.28	26-Jul-83	MUNICH	JARMILA KRATOCHVILOVA	TCH	26-Jan-57
Commonwealth	1:55.29	24-Aug-97	COLOGNE	MARIA MUTOLA	MOZ	27-Oct-72
World Junior	1:57.18	8-Sep-93	BEIJING	YUAN WANG	CHN	8-Apr-76
Aust Allcomers	1:56.15	25-Sep-00	SYDNEY	MARIA MUTOLA	MOZ	27-Oct-72
Aust National	1:59.0	28-Feb-76	MELBOURNE	CHARLENE RENDINA	VIC	18-Dec-47
Aust U20	2:01.1	11-Feb-82	MELBOURNE	MICHELLE BAUMGARTNER	VIC	25-Jul-63
Aust U18	2:01.81	15-Jan-00	MELBOURNE	GEORGIE CLARKE	VIC	17-Jun-84
Aust U16	2:02.49	20-Mar-99	MELBOURNE	GEORGIE CLARKE	VIC	17-Jun-84

1000 METRES

World	2:28.98	23-Aug-96	BRUSSELS	SVETLANA MASTERKOVA	RUS	17-Jan-68
Commonwealth	2:29.66	23-Aug-96	BRUSSELS	MARIA MUTOLA	MOZ	27-Oct-72
World Junior	2:35.4	5-Aug-79	PODOLSK	IRINA NIKITINA	URS	2-Mar-70
	2:35.4	12-Jul-84	POTSDAM	KATRIN WUHN	GDR	19-Nov-65
Aust Allcomers	2:39.4	7-Jan-93	MELBOURNE	SUSIE POWER	VIC	26-Mar-75
Aust National	2:38.8	12-Jul-76	MONTREAL	JUDY POLLOCK	VIC	25-Jun-40
Aust U20	2:39.4	7-Jan-93	MELBOURNE	SUSIE POWER	VIC	26-Mar-75
Aust U18	2:43.72	11-Jun-00	CASTLE ISLAND	GEORGE CLARKE	VIC	17-Jun-84

1500 METRES

World	3:50.46	11-Sep-93	BEIJING	YUNXIA QU	CHN	25-Dec-72
Commonwealth	3:57.41	8-Aug-98	MONACO	JACKLINE MARANGA	KEN	16-Dec-77
World Junior	3:51.34	18-Oct-97	SHANGHAI	YINGLAI LANG	CHN	22-Aug-79
Aust Allcomers	4:03.46	9-Sep-01	MELBOURNE	VIOLETA SZEKELY	ROM	26-Mar-65
Aust National	4:01.34	5-Jul-96	OSLO	MARGARET CROWLEY	VIC	24-May-67
Aust U20	4:06.77	30-Jan-00	HOBART	GEORGIE CLARKE	VIC	17-Jun-84
Aust U18	4:06.77	30-Jan-00	HOBART	GEORGIE CLARKE	VIC	17-Jun-84
Aust U16	4:12.51	6-Dec-99	MELBOURNE	GEORGIE CLARKE	VIC	17-Jun-84

1 MILE (= 1609.33 METRES)

World	4:12.56	14-Aug-96	ZURICH	SVETLANA MASTERKOVA	RUS	17-Jan-68
Commonwealth	4:17.57	21-Aug-85	ZURICH	ZOLA BUDD	GBR	26-May-66
World Junior	4:17.57	21-Aug-85	ZURICH	ZOLA BUDD	GBR	26-May-66
Aust Allcomers	4:31.2	15-Nov-86	CANBERRA	KRISHNA WOOD	ACT	18-May-66
Aust National	4:25.84	10-Aug-96	MONTE CARLO	MARGARET CROWLEY	VIC	24-May-67
Aust U20	4:32.73	17-Dec-92	MELBOURNE	SUSIE POWER	VIC	26-Mar-75

2000 METRES

World	5:25.36	8-Jul-94	EDINBURGH	SONIA O'SULLIVAN	IRL	28-Nov-69
Commonwealth	5:26.93	8-Jul-94	EDINBURGH	YVONNE MURRAY	SCO	4-Oct-64
Aust Allcomers	5:56.3	27-Nov-88	BRISBANE	ANGELA RAINES-WHITE	QLD	22-Mar-74
Aust National	5:45.65	22-Aug-87	LONDON	JACQUELINE PERKINS	VIC	29-Aug-65
Aust U20	5:50.47	4-Sep-94	BIRMINGHAM	SUSIE POWER	VIC	26-Mar-75
Aust U18	5:56.3	27-Nov-88	BRISBANE	ANGELA RAINES-WHITE	QLD	22-Mar-74
Aust U16	5:56.3	27-Nov-88	BRISBANE	ANGELA RAINES-WHITE	QLD	22-Mar-74

3000 METRES

World	8:06.11	13-Sep-93	BEIJING	JUNXIA WANG	CHN	9-Jan-73
Commonwealth	8:27.40	11-Aug-99	ZURICH	PAULA RADCLIFFE	GBR	17-Dec-73
World Junior	8:28.83	7-Sep-85	ROME	ZOLA BUDD	GBR	26-May-66
Aust Allcomers	8:43.14	14-Jan-90	SYDNEY	LIZ MCCOLGAN	SCO	24-Apr-64
Aust National	8:42.75	10-Mar-01	LISBON	BENITA WILLIS	QLD	6-May-79
Aust U20	8:44.1	13-Jul-84	EUGENE	DONNA GOULD	SA	10-Jun-66
Aust U18	9:02.11	20-Feb-99	SYDNEY	ELOISE POPPETT	NSW	9-Nov-82
Aust U16	9:22.0	12-Nov-88	BRISBANE	ANGELA RAINES-WHITE	QLD	22-Mar-74

5000 METRES

World	14:28.09	23-Oct-97	SHANGHAI	BO JIANG	CHN	30-May-05
Commonwealth	14:32.44 *	31-Aug-01	EDMONTON	PAULA RADCLIFFE	GBR	17-Dec-73
World Junior	14:45.90	24-Oct-95	NANJING	BO JIANG	CHN	30-May-05
Aust Allcomers	14:40.79	25-Sep-00	SYDNEY	GABRIELA SZABO	ROM	14-Nov-75
Aust National	15:04.18	13-Jul-01	OSLO	BENITA WILLIS	ACT	6-May-79
Aust U20	15:18.6	16-Oct-99	SYDNEY	ELOISE POPPETT	NSW	9-Nov-82

10000 METRES

World	29:31.78	8-Sep-93	BEIJING	JUNXIA WANG	CHN	9-Jan-73
Commonwealth	30:26.97	30-Sep-00	SYDNEY	PAULA RADCLIFFE	GBR	17-Dec-73
World Junior	30:39.41	19-Oct-97	SHANGHAI	LIXIN LAN	CHN	14-Feb-79
Aust Allcomers	30:17.49	30-Sep-00	SYDNEY	DERARTU TULU	ATH	21-Mar-72
Aust National	31:11.72	30-Jun-92	HELSINKI	LISA ONDIEKI	ACT	12-May-60
Aust U20	34:15.0	18-Dec-85	ADELAIDE	DONNA GOULD	SA	10-Jun-66

1 HOUR TRACK

World	18,340m	7-Aug-98	BORGHOLZHAUSEN	TEGLA LOROUPE	KEN	9-May-73
Aust Allcomers	not claimed					
Aust National	not claimed					

20000 METRES

World	1:05:26.6	3-Sep-00	BORGHOLZHAUSEN	TEGLA LOROUPE	KEN	9-May-73
Aust Allcomers	not claimed					
Aust National	not claimed					

25000 METRES

World	1:29:29.2	22-Apr-88	BUDAPEST	KAROLINA SZABO	HUN	17-Nov-61
Aust Allcomers	not claimed					
Aust National	not claimed					

30000 METRES

World	1:47:05.6	22-Apr-88	BUDAPEST	KAROLINA SZABO	HUN	17-Nov-61
Aust Allcomers	not claimed					
Aust National	not claimed					

90M HURDLES

Aust U16	12.84	10-Dec-00	ADELAIDE	JARAH JENNINGS	QLD	15-Jan-86
----------	-------	-----------	----------	----------------	-----	-----------

100M HURDLES

World	12.21	20-Aug-88	STARA ZAGORA	YORDANKA DONKOVA	BUL	28-Sep-61
Commonwealth	12.44	28-Aug-99	SEVILLE	GLORY ALOZIE	NIG	30-Dec-77
World Junior	12.84	16-Jul-87	ZAGREB	ALIUSKA LOPEZ	CUB	29-Aug-69
Aust Allcomers	12.61	4-Sep-01	BRISBANE	GAIL DEVERS	USA	19-Nov-66
Aust National	12.93	28-Jun-72	WARSAW	PAM RYAN	VIC	12-Aug-39
	12.5	28-Jun-72	WARSAW	PAM RYAN	VIC	12-Aug-39
Aust U20	13.12	14-Jul-00	DARWIN	JACQUELINE MUNRO	NSW	4-Oct-81
Aust U18 (.76m)	13.81	26-Mar-00	HOBART	KIARA McDONALD	VIC	18-Jun-83

200M HURDLES

Aust Allcomers	25.7	25-Nov-71	MELBOURNE	PAM RYAN	VIC	12-Aug-39
Aust National	25.7	25-Nov-71	MELBOURNE	PAM RYAN	VIC	12-Aug-39
Aust U16	28.53	7-May-00	SYDNEY	KATIE NICHOLSON	TAS	15-Mar-85

400M HURDLES

World	52.61	11-Aug-95	GOTEBORG	KIM BATTEN	USA	29-Mar-69
Commonwealth	52.74	19-Aug-93	STUTTGART	SALLY GUNNELL	GBR	29-Jul-66
World Junior	55.20	9-Jun-84	SAN JOSE	LESLIE MAXIE	USA	4-Jan-67
	55.20	18-Mar-00	PIETERSBERG	JANA PITTMAN	AUS	9-Nov-82
Aust Allcomers	53.02	27-Sep-00	SYDNEY	IRINA PRIVALOVA	RUS	22-Nov-68
Aust National	53.17	28-Sep-88	SEOUL	DEBBIE FLINTOFF-KING	VIC	20-Apr-60
Aust U20	55.20	18-Mar-00	PIETERSBERG	JANA PITTMAN	NSW	9-Nov-82
Aust U18	56.93	11-Dec-99	SYDNEY	JANA PITTMAN	NSW	9-Nov-82

2000M STEEPLECHASE

Aust U20	6:25.77	1-May-00	SYDNEY	MELISSA ROLLISON	QLD	13-Apr-83
Aust U18	6:25.77	1-May-00	SYDNEY	MELISSA ROLLISON	QLD	13-Apr-83

3000M STEEPLECHASE

World	9:25.31 *	9-Jul-01	NICE	JUSTYNA BAK	POL	1-Aug-74
Commonwealth	9:30.70	4-Sep-01	BRISBANE	MELISSA ROLLISON	QLD	13-Apr-83
World Junior	9:30.70	4-Sep-01	BRISBANE	MELISSA ROLLISON	QLD	13-Apr-83
Aust Allcomers	9:30.70	4-Sep-01	BRISBANE	MELISSA ROLLISON	QLD	13-Apr-83
Aust National	9:30.70	4-Sep-01	BRISBANE	MELISSA ROLLISON	QLD	13-Apr-83

1500M TRACK WALK

Aust U16	5:59.15	25-Feb-96	SYDNEY	RENEE MCASKILL	NSW	11-Mar-82
----------	---------	-----------	--------	----------------	-----	-----------

3000M TRACK WALK

Aust U20	12:27.74	25-Feb-93	MELBOURNE	JANE SAVILLE	NSW	5-Nov-74
Aust U18	12:43.0	8-Nov-97	SYDNEY	MICHELLE FRENCH	NSW	1-Apr-82

5000M TRACK WALK

World	20:13.26	25-Feb-96	HOBART	KERRY SAXBY-JUNNA	AUS	2-Jun-61
Commonwealth	20:13.26	25-Feb-96	HOBART	KERRY SAXBY-JUNNA	AUS	2-Jun-61
World Junior	20:31.4	10-Feb-96	ADLER	IRINA STANKINA	RUS	25-Mar-77
Aust Allcomers	20:03.0	11-Feb-96	SYDNEY	KERRY SAXBY-JUNNA	NSW	2-Jun-61
Aust National	20:03.0	11-Feb-96	SYDNEY	KERRY SAXBY-JUNNA	NSW	2-Jun-61
Aust U20	21:44.6	6-Jan-96	SYDNEY	NATALIE SAVILLE	NSW	7-Sep-78
Aust U18	22:11.33	2-Mar-95	SYDNEY	NATALIE SAVILLE	NSW	7-Sep-78

10000M TRACK WALK

World	41:56.23	24-Jul-90	SEATTLE	NADEZHDA RYASHKINA	URS	22-Jan-67
Commonwealth	41:57.22	24-Jul-90	SEATTLE	KERRY SAXBY-JUNNA	AUS	2-Jun-61
World Junior	43:35.2	20-May-00	MOSCOW	LYUDMILA YEFIMKINA	RUS	22-Aug-81
Aust Allcomers	42:46.45	14-Jan-89	SYDNEY	KERRY SAXBY-JUNNA	NSW	2-Jun-61
Aust National	41:57.22	24-Jul-90	SEATTLE	KERRY SAXBY-JUNNA	NSW	2-Jun-61
Aust U20	48:58.02	17-Aug-00	SYDNEY	LAURA JOHNSON	NSW	31-Aug-84

20000M TRACK WALK

World	1:26:52.3 *	6-Sep-01	BRISBANE	OLIMPIADA IVANOVA	RUS	5-May-70
Commonwealth	1:33:40.2	6-Sep-01	BRISBANE	KERRY SAXBY-JUNNA	AUS	2-Jun-61
Aust Allcomers	1:33:40.2	6-Sep-01	BRISBANE	KERRY SAXBY-JUNNA	NSW	2-Jun-61
Aust National	1:33:40.2	6-Sep-01	BRISBANE	KERRY SAXBY-JUNNA	NSW	2-Jun-61

2 HOUR TRACK WALK

Aust Allcomers	22,747.10m	20-Jun-92	MELBOURNE	CAROLYN VANSTAN	VIC	14-Aug-68
Aust National	22,747.10m	20-Jun-92	MELBOURNE	CAROLYN VANSTAN	VIC	14-Aug-68

4 X 100M RELAY

World	41.37	6-Oct-85	CANBERRA	GDR - GLADISCH, RIEGER, AUERSWALD, GOHR
Commonwealth	41.92	29-Aug-99	SEVILLE	BAH - FYNES, STURRUP, DAVIS, FERGUSON
World Junior	43.38	11-Jul-99	TAMPA	USA - JOYCE, WILLIAMS, ROBINSON, BUCHANAN
Aust Allcomers	41.37	6-Oct-85	CANBERRA	GDR - AUERSWALD, GLADISCH, GOHR, RIEGER
Aust National	42.99	18-Mar-00	PIETERSBERG	AUS - MASSEY, BROADRICK, LAMBERT, G-TAYLOR
Aust State Team	44.00	7-Mar-92	ADELAIDE	NSW - GAINSFORD, HOUGH, LEE, MOORE
Aust U20	44.97	13-Jul-96	DURHAM	AUS - SLOMKA, HEWITT, CRIPPS, HAYWARD
Aust U18	45.75	24-Mar-79	PERTH	VIC - DYER, MILBURN, SCHMIDT, STRONG
Aust U16	46.66	8-Dec-00	ADELAIDE	QLD - McLELLAN, CUTMORE, BOYD, KEHOE

4 X 200M RELAY

World	1:27.46	29-Apr-00	PHILADELPHIA	USA - JENKINS, RICHARDSON, PERRY, JONES
Commonwealth	1:31.57	20-Aug-77	LONDON	GBR - COLYEAR, ELDER, HARTLEY, LANNAMAN
Aust Allcomers	1:32.6	25-Jan-76	BRISBANE	AUS - BOYLE, JOWETT, ROBERTSON, WILSON
Aust National	1:32.6	25-Jan-76	BRISBANE	AUS - BOYLE, JOWETT, ROBERTSON, WILSON
Aust State Team	1:36.41	21-Nov-87	SYDNEY	NSW - CAPLES, CLARKE, HOLLAND, SULLIVAN
Aust U20	1:39.24	14-Jan-89	SYDNEY	NSW - GRAY, GRIPTON, HANIGAN, REKO
Aust U18	1:40.28	27-Nov-88	SYDNEY	NSW - GRAY, GRIPTON, RUIZ, VORMISTER
Aust U16	1:40.28	27-Nov-88	SYDNEY	NSW - GRAY, GRIPTON, RUIZ, VORMISTER

4 X 400M RELAY

World	3:15.17	1-Oct-88	SEOUL	URS - LEDOVSKAYA, NAZAROVA, PINIGINA, BRYZGINA
Commonwealth	3:21.21	11-Aug-84	LOS ANGELES	CAN - CROOKS, RICHARDSON, KILLINGBECK, PAYNE
World Junior	3:28.39	31-Jul-88	SUDBURY	GDR - DERR, FABERT, WOHLK, BREUER
Aust Allcomers	3:19.49	4-Oct-85	CANBERRA	GDR - BUSCH, EMMELMANN, KOCH, NEUBAER
Aust National	3:23.81	30-Sep-00	SYDNEY	AUS - PERIS, LEWIS, GAINSFORD-TAYLOR, FREEMAN
Aust State Team	3:31.35	16-Mar-86	ADELAIDE	VIC - FLEMMING, FLINTOFF, STEWART, TOMSETT
Aust U20	3:30.38	12-Aug-90	PLOVDIV	AUS - ANDREWS, HANIGAN, POETSCHKA, SCAMPS
Aust U18	3:42.47	21-Mar-82	BRISBANE	NSW - ALTON, BABBAGE, HALL, MARONEY
Aust U16	3:45.47	7-Mar-86	HOBART	NSW - PHILLIPS, SCAMPS, STENBERG, WEST

4 X 800M RELAY

World	7:50.17	5-Aug-84	MOSCOW	URS - OLIZARENKO, GURINA, BORISOVA,
PODYALOVSKAYA				
Commonwealth	8:20.73	5-Jun-93		GBR - UK NATIONAL TEAM
Aust Allcomers	8:39.5	19-Dec-93	MELBOURNE	VIC - ANDERSON, PERKINS, ROBINSON, WEBSTER
Aust National	8:39.5	19-Dec-93	MELBOURNE	VIC - ANDERSON, PERKINS, ROBINSON, WEBSTER
Aust State Team	8:39.5	19-Dec-93	MELBOURNE	VIC - ANDERSON, PERKINS, ROBINSON, WEBSTER
Aust U20	8:48.5	19-Dec-89	BRISBANE	QLD - DAWSON, LONSDALE, STEPHENS, VAN GORP
Aust U18	9:03.96	27-Nov-88	SYDNEY	NSW - CORBIN, MOTTRAM, SMITH, WALSHAM
Aust U16	9:03.96	27-Nov-88	SYDNEY	NSW - CORBIN, MOTTRAM, SMITH, WALSHAM

4 X 1500M RELAY

Aust Allcomers	18:00.92	12-Dec-93	MELBOURNE	VIC - ANDERSON, PERKINS, ROBINSON, WEBSTER
Aust National	17:09.75	25-Jun-00	LONDON	AUS - HARVEY, CLARKE, RICHARDSON, JAMIESON
Aust State Team	17:09.75	25-Jun-00	LONDON	AUS - HARVEY, CLARKE, RICHARDSON, JAMIESON
Aust U20	18:23.98	24-Nov-90	SYDNEY	NSW - BECKHAUS, FIEN, WALSHAM, WILSON
Aust U18	18:34.58	28-Mar-92	MELBOURNE	VIC - HARVEY, JONES, POWER, STERNSON
Aust U16	18:43.26	26-Nov-88	SYDNEY	NSW - BECKHAUS, CORBIN, WALKLEY, WALSHAM

HIGH JUMP

World	2.09	30-Aug-87	ROME	STEFKA KOSTADINOVA	BUL	5-Mar-65
Commonwealth	2.04	4-Aug-99	MONACO	HESTRIE CLOETE	RSA	26-Aug-78
World Junior	2.01	7-Jul-86	MOSCOW	OLGA TURCHAK	URS	5-Mar-67
	2.01	18-Jun-89	KARL-MARX-STADT	HEIKE BALCK	GDR	19-Aug-70
Aust Allcomers	2.01	30-Sep-00	SYDNEY	YELENA YELESINA	RUS	4-Apr-70
	2.01	30-Sep-00	SYDNEY	HESTRIE STORBECK-CLOETE	RSA	26-Aug-78
Aust National	1.98	12-Feb-89	PERTH	VANESSA WARD	WA	5-Jan-63
	1.98	17-Jul-94	INGOLSTADT	ALISON INVERARITY	WA	12-Aug-70
Aust U20	1.93	11-Aug-78	EDMONTON	KATRINA GIBBS	NSW	7-Apr-59
Aust U18	1.90	8-Mar-87	BRISBANE	GAI KAPERINICK	QLD	20-Sep-70
Aust U16	1.86	16-Feb-86	BRISBANE	LEAH CRANSTON	QLD	25-Feb-70
	1.86	16-Feb-86	BRISBANE	GAI KAPERINICK	QLD	20-Sep-70
	1.86	9-Dec-89	ADELAIDE	ANDREA HUGHES	TAS	12-Dec-73

POLEVault

World	4.81 *	9-Jun-01	PALO ALTO, CA	STACY DRAGILA	USA	25-Mar-71
Commonwealth	4.60	20-Feb-99	SYDNEY	EMMA GEORGE	AUS	1-Nov-74
World Junior	4.47	10-Feb-01	BUDAPEST	YELENA ISINBAYEVA	RUS	3-Jun-82
Aust Allcomers	4.60	20-Feb-99	SYDNEY	EMMA GEORGE	VIC	1-Nov-74
	4.60	25-Sep-00	SYDNEY	STACY DRAGILA	USA	25-Mar-71
Aust National	4.60	20-Feb-99	SYDNEY	EMMA GEORGE	VIC	1-Nov-74
Aust U20	4.25	11-Feb-00	BRISBANE	BRIDGID ISWORTH	VIC	15-Oct-81
Aust U18	4.15	28-Nov-98	MELBOURNE	BRIDGID ISWORTH	VIC	15-Oct-81
Aust U16	3.70	11-Dec-96	PERTH	CHRISTIE ELWIN	SA	4-Jun-81
	3.70	28-Mar-98	ADELAIDE	JENNIFER LOVELL	SA	15-Feb-83

LONG JUMP

World	7.52	11-Jun-88	LENINGRAD	GALINA CHISTYAKOVA	URS	26-Jul-62
Commonwealth	6.90	14-Aug-93	HELSINKI	BEVERLEY KINCH	GBR	14-Jan-64
World Junior	7.14	4-Jun-83	BRATISLAVA	HEIKE DRESCHLER	GDR	16-Dec-64
Aust Allcomers	7.27	6-Oct-85	CANBERRA	HEIKE DRESCHLER	GDR	16-Dec-64
Aust National	6.88	7-Sep-01	BRISBANE	BRONWYN THOMPSON	QLD	29-Jan-78
Aust U20	6.60	23-Aug-72	MUNICH	LYN TILLET	NSW	15-Aug-53
Aust U18	6.55	15-Oct-83	SYDNEY	NICOLE BOEGMAN	NSW	5-Mar-67
Aust U16	6.32	28-Mar-99	PERTH	SHERMIN OKSUZ	WA	24-Mar-84

TRIPLE JUMP

World	15.50	10-Aug-95	GOTEBORG	INNESSA KRAVETS	UKR	5-Oct-66
Commonwealth	15.15	13-Sep-97	FUKUOKA	ASHIA HANSEN	GBR	5-Dec-71
World Junior	14.62	25-Aug-96	SYDNEY	TEREZA MARINOVA	BUL	5-Sep-77
Aust Allcomers	15.20	24-Sep-00	SYDNEY	TEREZA MARINOVA	BUL	5-Sep-77
Aust National	13.82	10-Dec-00	PERTH	NICOLE MLADENIS	WA	22-Sep-75
Aust U20	13.18	24-Aug-96	SYDNEY	CARMEN MILLER	TAS	18-Jul-78
Aust U18	13.13	11-Dec-99	SYDNEY	SARAH SYDNEY	QLD	16-Feb-84
Aust U16	13.13	11-Dec-99	SYDNEY	SARAH SYDNEY	QLD	16-Feb-84

SHOT PUT

World	22.63	7-Jun-87	MOSCOW	NATALYA LISOVSKAYA	URS	16-Jul-62
Commonwealth	19.74	14-Jul-84	BERKELEY	GAEL MARTIN	AUS	27-Aug-56
World Junior	20.54	1-Jul-89	ORIMATTILA	ASTRID KUMBERNUSS	GDR	5-Feb-70
Aust Allcomers	20.69	4-Oct-85	CANBERRA	NATALYA LISOVSKAYA	URS	16-Jul-62
Aust National	19.74	14-Jul-84	BERKELEY	GAEL MARTIN	VIC	27-Aug-56
Aust U20	16.14	29-Oct-88	CANBERRA	LISA-MARIE VIZANIARI	ACT	14-Dec-71
Aust U18	16.14	29-Oct-88	CANBERRA	LISA-MARIE VIZANIARI	ACT	14-Dec-71
Aust U16	14.92	5-Jul-87	VANCOUVER	LISA-MARIE VIZANIARI	ACT	14-Dec-71

DISCUS THROW

World	76.80	9-Jul-88	NEUBRANDENBURG	GABRIELE REINSCH	GDR	23-Sep-63
Commonwealth	68.72	22-Jan-94	AUCKLAND	DANIELA COSTIAN	AUS	30-Apr-65
World Junior	74.40	13-Sep-88	BERLIN	ILKE WYLUDDA	GDR	28-Mar-69
Aust Allcomers	69.78	6-Oct-85	CANBERRA	MARTINA OPITZ	GDR	12-Dec-60
Aust National	68.72	22-Jan-94	AUCKLAND	DANIELA COSTIAN	QLD	30-Apr-65
Aust U20	60.44	12-Aug-90	PLOVDIV	LISA-MARIE VIZANIARI	ACT	14-Dec-71
Aust U18	53.50	11-Dec-88	CANBERRA	LISA-MARIE VIZANIARI	ACT	14-Dec-71
Aust U16	53.24	28-Feb-97	MELBOURNE	KATRINA STEELE	NSW	2-Jul-81

HAMMER THROW

World	76.07	29-Aug-99	RUDLINGEN	MIHAELA MELINTE	ROM	27-Mar-75
Commonwealth	68.87	7-Aug-01	EDMONTON	BRONWYN EAGLES	AUS	23-Aug-80
World Junior	71.71 *	9-Sep-01	MELBOURNE	KAMILA SKOLIMOWSKA	POL	4-Nov-82
Aust Allcomers	71.71	9-Sep-01	MELBOURNE	KAMILA SKOLIMOWSKA	POL	4-Nov-82
Aust National	68.87	7-Aug-01	EDMONTON	BRONWYN EAGLES	NSW	23-Aug-80
Aust U20	62.02	9-Dec-99	SYDNEY	BRONWYN EAGLES	NSW	23-Aug-80
Aust U18	55.78	14-Dec-00	MELBOURNE	GABRIELLE NEIGHBOUR	VIC	22-Nov-83
Aust U16	52.08	11-Feb-96	SYDNEY	BRONWYN EAGLES	NSW	23-Aug-80

JAVELIN THROW**

World	71.54 *	1-Jul-01	RETHYMNO	OSLEIDYS MENENDEZ	CUB	14-Nov-79
Commonwealth	66.80	5-Aug-00	RUNAWAY BAY	LOUISE CURREY	AUS	24-Jan-69
World Junior	61.99	14-Oct-99	HUIZHOU	YANING WANG	CHN	4-Jan-80
Aust Allcomers	68.91	30-Sep-00	SYDNEY	TRINE HATTESTAD	NOR	18-Apr-66
Aust National	66.80	5-Aug-00	RUNAWAY BAY	LOUISE CURREY	NSW	24-Jan-69
Aust U20	51.83	14-Jul-01	HUNGARY	KIMBERLY MICKLE	WA	28-Dec-84
Aust U18	51.83	14-Jul-01	HUNGARY	KIMBERLY MICKLE	WA	28-Dec-84
Aust U16	45.38	10-Dec-00	ADELAIDE	SAMANTHA PEARSON	NSW	14-May-85

** New Javelin implement introduced. Records commenced from 31 December 1999.

HEPTATHLON

World	7291	24-Sep-88	SEOUL	JACKIE JOYNER-KERSEE	USA	3-Mar-62
Commonwealth	6831	30-Jul-00	GOTZIS	DENISE LEWIS	GBR	27-Aug-72
World Junior	6465	28-Aug-83	SCHWECHAT	SYBILLE THIELE	GDR	6-Mar-65
Aust Allcomers	6584	24-Sep-00	SYDNEY	DENISE LEWIS	GBR	27-Aug-72
Aust National	6695	28-Jan-90	AUCKLAND	JANE FLEMMING	VIC	14-Apr-65
Aust U20	5788	27-Mar-90	MELBOURNE	PETA KENNEDY	VIC	20-May-71
Aust U18	5650	24-Feb-85	BRISBANE	SHARON JAKLOFSKY	QLD	30-Sep-68
MULTI EVENT						
Aust U16	5484	23-Feb-91	SYDNEY	JANE JAMIESON	NSW	23-Jun-75

WOMEN - BEST ON RECORD**MARATHON**

World	2:18:47	7-Oct-01	CHICAGO	CATHERINE NDEREBA	KEN	21-Jul-72
Commonwealth	2:20:43 mixed	26-Sep-99	ROTTERDAM	TEGLA LOROUPE	KEN	9-May-73
	2:23:51	31-Jan-88	OSAKA	LISA MARTIN (ONDIEKI)	AUS	12-May-60
World Junior	2:30:30	11-Sep-83	EUGENE	AKEMI MASUDA	JPN	27-Apr-68
Aust Allcomers	2:23:14	24-Sep-00	SYDNEY	NOAKO TAKAHASHI	JPN	6-May-72
Aust National	2:23:51	31-Jan-88	OSAKA	LISA MARTIN (ONDIEKI)	SA	12-May-60

HALF MARATHON

World	66:43	19-Jan-97	TOKYO	MASAKO CHIBA	JPN	18-Jul-76
Aust Allcomers	69:38	12-Jul-92	GOLD COAST	MIDORI FUMOTO	JPN	18-Dec-71
Aust National	67:48	10-Jan-00	TOKYO	KERRY N McCANN	NSW	2-May-67

8000M ROAD WALK

Aust U18	39:15	24-May-92	MELBOURNE	JANE SAVILLE	NSW	5-Nov-74
----------	-------	-----------	-----------	--------------	-----	----------

10000M ROAD WALK

World	41:04	20-Apr-96	SOCHI	YELENA NIKOLAYEVA	RUS	1-Feb-66
Commonwealth	41:29.71	27-Aug-88	CANBERRA	KERRY SAXBY-JUNNA	AUS	2-Jun-61
World Junior	41:55	11-Feb-95	ADLER	IRINA STANKINA	RUS	25-Mar-77
Aust Allcomers	41:29.71	27-Aug-88	CANBERRA	KERRY SAXBY-JUNNA	NSW	2-Jun-61
Aust National	41:29.71	27-Aug-88	CANBERRA	KERRY SAXBY-JUNNA	NSW	2-Jun-61
Aust U20	47:10	25-Aug-91	MELBOURNE	JANE SAVILLE	NSW	5-Nov-74

15000M ROAD WALK

Aust Allcomers	1:14:49.9	5-Sep-99	MELBOURNE	WENDY MULDOON	VIC	27-May-71
Aust National	1:14:49.9	5-Sep-99	MELBOURNE	WENDY MULDOON	VIC	27-May-71

20000M ROAD WALK

World	1:25:18	19-May-00	MOSCOW	TATYANA GUDKOVA	RUS	23-Dec-77
Commonwealth	1:28:56	6-May-00	COPENHAGEN	JANE SAVILLE	NSW	5-Nov-74
Aust Allcomers	1:29:05	28-Sep-00	SYDNEY	LIPING WANG	CHN	8-Jul-76
Aust National	1:28:56	6-May-00	COPENHAGEN	JANE SAVILLE	NSW	5-Nov-74

100KM ROAD RACE

Aust Allcomers	7:40:58	18-Nov-95	KUROW	LINDA MEADOWS	VIC	10-Mar-59
Aust National	7:40:58	18-Nov-95	KUROW	LINDA MEADOWS	VIC	10-Mar-59

ATHLETICS AUSTRALIA INDOOR RECORDS

MEN - INDOOR

EVENT	PERF.	DATE	VENUE	NAME	STATE	D.O.B.
50 METRES						
World	5.56	9-Feb-96	RENO	DONOVAN BAILEY	CAN	16-Dec-67
	5.56	13-Feb-99	LOS ANGELES	MAURICE GREENE	USA	23-Jul-74
60 METRES						
World	6.39	3-Feb-98	MADRID	MAURICE GREENE	USA	23-Jul-74
	6.39 *	3-Mar-01	ATLANTA	MAURICE GREENE	USA	23-Jul-74
Aust National	6.52	7-Mar-99	JAPAN	MATTHEW SHIRVINGTON	NSW	25-Oct-78
	6.52	7-Mar-99	JAPAN	MATTHEW SHIRVINGTON	NSW	25-Oct-78
200 METRES						
World	19.92	18-Feb-96	LIEVIN	FRANK FREDERICKS	NAM	2-Oct-67
Aust National	20.71	12-Mar-93	TORONTO	DAMIEN MARSH	QLD	28-Mar-71
400 METRES						
World	44.63	4-Mar-95	ATLANTA	MICHAEL JOHNSON	USA	13-Sep-67
Aust National	46.45	12-Mar-93	TORONTO	DARREN CLARK	NSW	6-Sep-65
800 METRES						
World	1:42.67	9-Mar-97	PARIS	WILSON KIPKETER	DEN	12-Dec-70
Aust National	1:47.9	25-Jan-69	ALBEA	RALPH DOUBELL	VIC	11-Feb-45
1000 METRES						
World	2:14.96	20-Feb-00	BIRMINGHAM	WILSON KIPKETER	DEN	12-Dec-70
Aust National	2:26.0	17-Feb-90	LINCOLN	RODNEY MARKS	SA	1968
1500 METRES						
World	3:31.18	2-Feb-97	STUTTGART	HICHAM EL GUERROUJ	MAR	14-Sep-74
Aust National	3:39.77	8-Mar-87	INDIANAPOLIS	MICHAEL HILLARDT	QLD	22-Jan-61
1 MILE						
World	3:48.45	12-Feb-97	GENT	HICHAM EL GUERROUJ	MAR	14-Sep-74
Aust National	3:56.6	23-Feb-86	SAN DIEGO	MICHAEL HILLARDT	QLD	22-Jan-61
3000 METRES						
World	7:24.90	6-Feb-98	BUDAPEST	DANIEL KOMEN	KEN	17-May-76
Aust National	7:48.34	11-Mar-01	LISBON	CRAIG MOTTRAM	VIC	18-Jun-80
5000 METRES						
World	12:50.38	14-Feb-99	BIRMINGHAM	HAILE GEBRSELESSIE	ETH	18-Apr-73
Aust National	14:39.3	1-Jan-61	NEW ORLEANS	ALLAN LAWRENCE	NSW	
50M HURDLES						
World	6.25	5-Mar-86	KOBE	MARK MCKOY	CAN	10-Dec-61
60M HURDLES						
World	7.30	6-Mar-94	SINDELINGEN	COLIN JACKSON	GBR	18-Feb-67
Aust National	7.73	11-Mar-95	BARCELONA	KYLE VANDER KUYP	VIC	30-May-71
	7.73	12-Mar-95	BARCELONA	KYLE VANDER KUYP	VIC	30-May-71
	7.73	8-Mar-97	PARIS	KYLE VANDER KUYP	VIC	30-May-71
5000M WALK						
World	18:07.08	14-Feb-95	MOSCOW	MIKHAIL SHCHENNIKOV	RUS	24-Dec-67
Aust National	18:52.20	8-Mar-87	INDIANAPOLIS	DAVID SMITH	VIC	24-Jul-55
4 X 200M RELAY						
World	1:22.11	3-Mar-91	GLASGOW	GBR & NI - BRAITHWAITE, CHRISTIE, MAFE, REGIS		
4 X 400M RELAY						
World	3:02.83	7-Mar-99	MAEBASHI	USA - MORRIS, JOHNSON, MINOR, CAMPBELL		
Aust National	3:08.49	10-Mar-91	SEVILLE	AUS - GARNER, GREENE, PERRY, ROBINSON		
4 X 800M RELAY						
World	7:13.94	6-Dec-00	BOSTON	USA - WOODY, PARANYA, KENAH, KRUMMENACKER		
HIGH JUMP						
World	2.43	4-Mar-89	BUDAPEST	JAVIER SOTOMAYOR	CUB	13-Oct-67
Aust National	2.33	16-Feb-97	BALINGEN	TIM FORSYTH	VIC	17-Aug-73

POLEVVAULT

World	6.15	21-Feb-93	DONETSK	SERGEY BUBKA	UKR	4-Dec-63
Aust National	5.60	21-Jan-00	GERMANY	VIKTOR CHISTIakov	SA	9-Feb-75

LONG JUMP

World	8.79	27-Jan-84	NEW YORK	CARL LEWIS	USA	1-Jul-61
Aust National	8.11	3-Mar-90	FLAGSTAFF	GLENN CARROLL	NSW	15-Jun-67
	8.11	5-Mar-01	SINDELFINGEN	PETER BURGE	NSW	3-Jul-74
	8.11	11-Mar-01	LISBON	PETER BURGE	NSW	3-Jul-74

TRIPLE JUMP

World	17.83	1-Mar-97	SINDELFINGEN	ALIECER URRUTIA	CUB	22-Sep-74
Aust National	17.20	9-Mar-01	LISBON	ANDREW MURPHY	NSW	18-Dec-69

SHOT PUT

World	22.66	20-Jan-89	LOS ANGELES	RANDY BARNES	USA	16-Jun-66
Aust National	18.08	12-Mar-93	TORONTO	JOHN MINNS	VIC	31-May-67

OCTATHLON

World	7084	11-Feb-89	VITTEL	CHRISTIAN PLAZIAT	FRA	28-Oct-63
-------	------	-----------	--------	-------------------	-----	-----------

HEPTATHLON

World	6476	14-Mar-93	TORONTO	DAN O'BRIEN	USA	18-Jul-66
-------	------	-----------	---------	-------------	-----	-----------

WOMEN - INDOOR**50 METRES**

World	5.96	9-Feb-95	MADRID	IRINA PRIVALOVA	RUS	22-Nov-68
-------	------	----------	--------	-----------------	-----	-----------

60 METRES

World	6.92	11-Feb-93	MADRID	IRINA PRIVALOVA	RUS	22-Nov-68
	6.92	9-Feb-95	MADRID	IRINA PRIVALOVA	RUS	22-Nov-68
Aust National	7.32	6-Mar-87	INDIANAPOLIS	DIANNE HOLDEN	NSW	28-Oct-63

200 METRES

World	21.87	13-Feb-93	LIEVIN	MERLENE OTTEY	JAM	10-May-60
Aust National	22.64	10-Mar-95	BARCELONA	MELINDA GAINSFORD	NSW	1-Oct-71
	22.64	11-Mar-95	BARCELONA	MELINDA GAINSFORD	NSW	1-Oct-71

400 METRES

World	49.59	7-Mar-82	MILAN	JARMILA KRATOCHVILOVA	CZE	26-Jan-51
Aust National	52.17	4-Mar-89	BUDAPEST	MAREE HOLLAND	NSW	25-Jul-63

800 METRES

World	1:56.40	13-Feb-88	WIEN	CHRISTINE WACHTEL	GDR	6-Jan-65
Aust National	2:02.42	6-Mar-99	JAPAN	TAMSYN LEWIS	VIC	20-Jul-78

1000 METRES

World	2:30.94	25-Feb-99	STOCKHOLM	MARIA DE LOURDES MUTOLA MOZ		27-Oct-72
Aust National	2:49.41	27-Feb-88	LINCOLN	LISA O'CONNELL	VIC	3-Dec-66

1500 METRES

World	4:00.27	9-Feb-90	ET RUTHERFORD	DOINA MELINTE	ROM	27-Dec-56
Aust National	4:13.21	10-Mar-01	LISBON	GEORGIE CLARKE	VIC	17-Jun-84

1 MILE

World	4:17.14	9-Feb-90	ET RUTHERFORD	DOINA MELINTE	ROM	27-Dec-56
Aust National	4:46.6	19-Feb-83	PORTLAND	LISA MARTIN (ONDIEKI)	SA	12-May-60

3000 METRES

World	8:32.88	18-Feb-01	BIRMINGHAM	GABRIELA SZABO	ROM	14-Nov-75
Aust National	8:42.75	10-Mar-01	LISBON	BENITA WILLIS	QLD	6-May-79

5000 METRES

World	14:47.35	13-Feb-99	DORTMUND	GABRIELA SZABO	ROM	14-Nov-75
-------	----------	-----------	----------	----------------	-----	-----------

50M HURDLES

World	6.58	20-Feb-88	BERLIN	C. RIEFSTAHL-OSCHKENAT	GDR	29-Oct-61
-------	------	-----------	--------	------------------------	-----	-----------

60M HURDLES

World	7.69	4-Feb-90	CHELYABINSK	LUDMILA ENGQUIST	URS	21-Apr-64
Aust National	8.25	15-Jan-86	OSAKA	GLYNIS NUNN	QLD	4-Dec-60

3000M WALK

World	11:40.33	30-Jan-99	BUCURESTI	CLAUDIA IOVAN	ROM	25-Feb-78
Aust National	11:53.82	12-Mar-93	TORONTO	KERRY SAXBY-JUNNA	NSW	2-Jun-61

4 X 200M RELAY

World	1:32.55	20-Feb-88	DORTMUND	FRG - ARENDT, KNOLL, KLUTH, KINZEL		
	1:32.55	21-Feb-99	KARLSRUHE	GER - MOLLER, G. & B. ROCKMEIER, PHILLIPP		

4 X 400M RELAY

World	3:24.25	7-Mar-99	MAEBASHI	RUS - CHEBYKINA, GONCHARENKO, KOTLUAROVA, NAZAROVA		
Aust National	3:26.87	7-Mar-99	JAPAN	AUS - ANDREWS, VAN HEER, LEWIS, FREEMAN		

4 X 800M RELAY

World	8:18.71	4-Feb-94	MOSCOW	RUS - KUZNETSOVA, AFANASYEVA, ZAYTSEVA, PODKOPAYEVA		
-------	---------	----------	--------	--	--	--

HIGH JUMP

World	2.07	8-Feb-92	KARLSRUHE	HEIKE REDETZSKY-HENKEL	GER	5-May-64
Aust National	1.97	14-Mar-93	TORONTO	ALISON INVERARITY	WA	12-Aug-70

POLE VAULT

World	4.70	17-Feb-01	POCATELLO	STACY DRAGILA	USA	25-Mar-71
Aust National	4.55	26-Mar-98	ADELAIDE	EMMA GEORGE	VIC	1-Nov-74

LONG JUMP

World	7.37	13-Feb-88	WIEN	HEIKE DAUTE-DRECHSLER	GDR	16-Dec-64
Aust National	6.81	12-Mar-95	BARCELONA	NICOLE BOEGMAN	NSW	5-Mar-67

TRIPLE JUMP

World	15.16	28-Feb-98	VALENCIA	ASHIA HANSEN	GBR	5-Dec-71
-------	-------	-----------	----------	--------------	-----	----------

SHOT PUT

World	22.50	19-Feb-77	JABLONEC	HELENA FIBINGEROVA	TCH	13-Jul-49
Aust National	16.71	Jan-85	PARIS	GAEL MARTIN	VIC	27-Aug-56

PENTATHLON

World	4991	15-Feb-92	BERLIN	IRINA BELOVA	EUN	27-Mar-68
Aust National	4490	5-Mar-99	JAPAN	JANE JAMIESON	NSW	23-Jun-75

rankings

Principal
sponsor



2002

AUSTRALIAN ALL-TIME LIST

Compiled by Paul Jenés - AA Statistician

MEN**100 YARDS**

9.2	+1.4	Bob Lay	N	200344	1	Sydney	10 Mar 65
9.52	-0.8	Gary Eddy	V	260345	5	Kingston	6 Aug 66
9.3	+0.0	Hec Hogan	Q	110731	1	Sydney	13 Mar 54
9.3		Ken Irvine	N	050340	1	Dubbo	9 Mar 63
9.3		Gary Holdsworth	V	010841	1	Melbourne	6 Mar 66
9.3		Richard James	V	090356	1	Melbourne	20 Dec 79
9.3		Peter Batten	V	190956	2	Melbourne	20 Dec 79
9.56		Matt Shirvington	N	251078	1	Sydney	21 Jan 00
9.62		Patrick Johnson	A	260972	2	Sydney	21 Jan 00
9.4		Peter Vassella	N	040141	1	Wollongong	4 Mar 62
9.4		Greg Lewis	V	091246	2	Melbourne	16 Mar 66
9.4		Stuart Laing	Q	220146	1	Melbourne	10 Feb 68
9.4		Fred Martin	N	041066	1	Sydney	13 Feb 85

100 METRES

10.03	-0.1	Matt Shirvington	N	251078	4	Kuala Lumpur	17-Sep-98
10.10	+1.6	Patrick Johnson	A	260972	1	Melbourne	2-Mar-00
10.13	+0.1	Damien Marsh	Q	280371	1	Monte Carlo	9 Sep 95
10.17	+2.0	Rod Mapstone	W	191169	2h	Perth	28 Jan 96
10.21	+2.0	Shane Naylor	V	031167	1	Canberra	18 Mar 95
10.22	-0.4	Gerrard Keating	V	031262	5	Canberra	5 Oct 85
10.24	+1.8	Tim Jackson	N	040769	2	Tonsberg	20 Jul 94
10.25	+1.1	Dean Capobianco	W	110570	2	Birmingham	16 Jul 93
10.26	+0.8	Paul Narracott	Q	081059	1	Melbourne	6 Mar 84
10.26	+0.2	Paul Di Bella	Q	120277	1s	Sydney	18 Aug 00
10.27	+1.6	Paul Henderson	N	130371	1h	Windsor	5 Jul 96
10.28	+0.4	Steve Brimacombe	V	070571	1h	Sydney	27 Jan 97
10.29	+1.0	Kieran Noonan	N	070976	3	Perth	5 Feb 00
10.30	+0.4	David Baxter	V	270377	3	Canberra	15 Jan 00
10.32	+1.7	Shane Hearn	W	021070	2	Perth	8 Feb 97
10.33	+1.0	Ricky Nalatu	Q	011272	1	Brisbane	4 Feb 95
10.33	+0.9	Adam Basil	V	140475	2q	Sydney	24 Feb 00
10.34	+1.3	Peter Gandy	N	020961	3	Adelaide	11 Jan 82
10.34	+1.7	Chris Perry	V	210559	4h	London	20 Jun 86
10.35	+0.9	Glenn Crawford	V	130173	1	Melbourne	8 Jan 98
10.36	+0.4	Ryan Witnish	V	230274	3h	Sydney	27 Jan 97
10.37	+1.0	Gavin Hunter	Q	050175	6	Perth	5 Feb 00
10.37	+1.0	Andrew McManus	N	111270	7	Perth	5 Feb 00
10.40	+1.8	Steve McBain	S	230167	4	Sydney	28 Mar 87
10.40	+0.0	Darryl Wohlsen	Q	060373	2	Brisbane	14 Feb 99
10.42	+1.8	Bob Lay	N	200344	3q	Tokyo	14 Oct 64
10.42	+1.4	Graham Haskell	S	030848	1h	Christchurch	25 Jan 74
10.42	+1.9	Troy Davies	N	231079	5	Perth	4 Mar 01
10.43	+2.0	Clayton Kearney	N	110464	3s	London	20 Jun 86
10.43	+1.6	Braden Fraser	V	020677	3	Melbourne	2 Mar 00
10.44		Ian Campbell	V	180457	2	Missoula	23 Apr 77
10.44	+1.9	Nigel Biggs	W	310877	7	Perth	4 Mar 01
10.45	+1.7	Bruce Frayne	S	240158	1	London	9 Jun 82
10.46	+0.8	Greg Lewis	V	091246	=1s	Christchurch	26 Jan 74
10.46	-2.4	Phil Chiodo	V	101074	1	Melbourne	13 Dec 91
10.46	+0.2	Chad Stephenson	N	130372	2	Melbourne	25 Feb 92
10.46	+1.0	Andrew Murphy	V	181269	2	Brisbane	4 Feb 95
10.46	+0.1	Peter Burge	N	030774	3	Darwin	23 Jun 00
10.47	+1.7	Darren Clark	N	060965	1	Melbourne	18 Mar 83
10.47	-2.2	Peter van Miltenburg	V	160857	3	Adelaide	14 Mar 84
10.47	+1.4	David Dworjanyan	N	271068	1s	Sydney	25 Feb 89
10.47	+1.7	Nick Rennie	V	231174	6	Melbourne	25 Feb 93
10.47	+1.5	Kyle Vander-Kuyp	V	300571	2	Melbourne	20 Feb 94
10.47	+0.4	Ross Smith	N	300673	=8	Canberra	15 Jan 00
10.48		Malcolm May	W	160253	1	Spokane	2 Apr 77
10.48	-0.5	Richard James	V	090356	1	Sydney	23 Mar 80
10.48		Paul Greene	N	091272	1h	Sydney	15 Sep 89
10.48	+1.6	Peter Crane	V	260972	1	Pomona	17 Apr 92
10.48	+1.9	Scott Richardson	N	150581	1h	Adelaide	9 Dec 00
manual							
9.9	+1.2	Paul Narracott	Q	081059	1	Brisbane	4 Jan 84
10.1	+0.5	Gary Holdsworth	V	010841	1	Geelong	9 Apr 67
10.1	+0.8	Greg Lewis	V	091246	1	Melbourne	11 Nov 72

10.1	+0.0	Graham Haskell	S	030848	1	Sydney	27 Oct 73
10.1		John Dinan	V	181159	1	Melbourne	19 Mar 85
10.1		Shane Naylor	V	031167	1	Melbourne	16 Feb 88
10.1	+1.3	Bryan Skinner	Q	040373	1	Brisbane	8 Oct 93
10.2		Hec Hogan	Q	110731	1	Sydney	13 Mar 54
10.2		Bob Lay	N	200344	1	Melbourne	16 Feb 67
10.2		Phil King	V	181246	1	Melbourne	3 Apr 68
10.2		Eric Bigby	Q	060340	1	Brisbane	9 Jan 71
10.2	+0.8	Laurie D'Arcy	V	030547	2	Melbourne	11 Nov 72
10.2		Richard James	V	090356	2	Melbourne	10 Nov 73
10.2		Colin McQueen	V	120256	1	Melbourne	21 Jan 78
10.2		Peter van Miltenburg	V	160857	1	Eugene	13 Jul 84
10.2		Reid Pryor	V	041066	2	Melbourne	19 Mar 85
10.2		Brett Leavy	Q	080265	1	Brisbane	9 Dec 88

200 METRES

20.06A	+0.9	Peter Norman	V	150642	2	Mexico City	16 Oct 68
20.18	+0.3	Dean Capobianco	W	110570	5	Stuttgart	19 Aug 93
20.19	+1.6	John Dinan	V	181159	1	Canberra	6 Mar 86
20.30	+1.8	Steve Brimacombe	Q	070571	1	Brisbane	17 Feb 96
20.32	-0.2	Damien Marsh	Q	280371	1	Linz	22 Aug 95
20.43A	+2.0	Darryl Wohlsen	Q	060373	1	Pietersburg	18 Mar 00
20.44	+2.0	Robert Stone	V	050165	1	Brisbane	13 Mar 88
20.45	+1.9	Matt Shirvington	N	251078	1	Sydney	10 Aug 98
20.48	+0.5	Fred Martin	N	041066	1	Brisbane	3 Feb 85
20.49	0.0	Darren Clark	N	060965	1	Sydney	12 Nov 83
20.52	+1.2	Patrick Johnson	A	260972	1h	Brisbane	25 Mar 01
20.53A	+0.6	Greg Lewis	V	091246	5s	Mexico City	16 Oct 68
20.57A	+2.0	David Baxter	V	270377	3	Pietersburg	18 Mar 00
20.58	+0.5	Paul Pearce	V	080177	1h	Melbourne	2 Mar 97
20.59	-0.5	Bruce Frayne	S	240158	1	Canberra	21 Dec 80
20.59	+1.8	Miles Murphy	N	190567	1	Canberra	5 Mar 88
20.60	+1.7	Pat Dwyer	N	031177	1	Sydney	20 Dec 97
20.63	+1.0	Paul Henderson	N	130371	1s	Brisbane	6 Mar 93
20.64		Clayton Kearney	N	110464	2	Seoul	14 Sep 85
20.65	+0.4	Paul Narracott	Q	081059	4	Brisbane	7 Oct 82
20.66	+0.7	Peter Gandy	N	020961	2	Auckland	24 Jan 81
20.66	+1.1	Paul Di Bella	Q	120277	2	Brisbane	25 Mar 01
20.69	+2.0	Peter van Miltenburg	V	160857	1	Melbourne	6 Mar 84
20.78	+1.2	Daniel Batman	N	200381	1	Darwin	14 Jul 00
20.79	+1.8	Bryan Skinner	Q	040373	3	Brisbane	17 Feb 96
20.80	+0.1	Paul Greene	N	091272	2	Pullman	21 May 94
20.82	+1.7	Mark Garner	N	300669	1	Sydney	16 Jan 88
20.83	+1.0	Chad Stephenson	N	130372	1	Sydney	22 Feb 92
20.83	+0.3	Cameron Mackenzie	V	100170	1	Melbourne	10 Dec 98
20.84	+1.0	Peter Vassella	N	071271	1	Sydney	15 Feb 98
20.85	-0.8	Brett Leavy	Q	080265	3	Adelaide	8 Mar 92
20.91	+1.0	Richard Hopkins	S	121054	6s	Champaign	4 Jun 77
20.92		Andrew Douglas	V	010865	1	Melbourne	11 Jan 90
20.92	+1.6	Simon Bresnehan	T	151274	2h	Melbourne	2 Mar 97
20.93	+1.9	Tim Jackson	N	040769	7	Barcelona	11 Sep 89
20.93	+1.1	Andrew Richardson	N	031271	1	Sydney	18 Feb 96
20.93	+1.1	Andrew McManus	N	111270	4	Melbourne	2 Mar 00
21.05y	+1.0	Gary Eddy	V	260345	4	Kingston	11 Aug 66
20.96	+1.7	Tim Williams	V	091281	2h	Beijing	30 Aug 01
20.97	+1.3	Peter Fitzgerald	V	271053	1	Auckland	19 Mar 77
20.97	+0.8	Scott Thom	V	180379	1	Vilverde	14 Jul 98
20.98	+0.5	Glenn Crawford	V	100173	7	Melbourne	2 Mar 97
20.99	-0.4	Peter Crane	V	260972	1	Melbourne	29 Feb 96
21.00	-0.4	Mark Ladbrook	V	060272	1	Melbourne	17 Feb 96
21.00	+1.1	Glenn McCarthy	T	210470	2	Sydney	18 Feb 96
21.01	+1.2	David Flowers	V	090980	2h	Brisbane	25 Mar 01
21.03	-0.3	Ryan Witnish	V	230274	1	Canberra	11 Jan 97
21.04		Gerrard Keating	V	031262	2	Innsbruck	18 Jun 86
21.04	+1.4	Nathaniel Carr	Q	051179	2s	Sydney	27 Feb 00
manual							
20.3	+1.7	Peter Gandy	N	2-09-61	1	Hobart	11 Jan 81
20.4		Paul Narracott	Q	8-10-59	1	Brisbane	25 Feb 79
20.6y		Jim Carlton	N	10-02-09	1	Sydney	16 Jan 32
20.5	+2.0	Peter Fitzgerald	V	27-10-53	1	Melbourne	16 Dec 76
20.6		Barry Besanko	V	15-08-56	2	Brisbane	27 Feb 77
20.6		Colin McQueen	V	12-02-56	1	Brisbane	14 Feb 79
20.6		Richard James	V	9-03-56	2	Sydney	30 Dec 79
20.8y	+0.0	Gary Eddy	V	26-03-45	1q	Kingston	8 Aug 66
20.7	+0.0	Phil King	V	18-12-46	3	Sydney	24 Mar 68

20.7	+0.0	Gary Holdsworth	V	1-08-41	4	Sydney	24 Mar 68
20.7		Bruce Weatherlake	N	13-03-50	1	Sydney	21 Feb 70
20.7		Ross Hawthorne	N	23-12-59	1	Sydney	25 Feb 79
20.9y		Peter Vassella	N	4-01-41	2	Brisbane	5 Mar 61
20.8		Bob Lay	N	20-03-44	1	Adelaide	7 Mar 64
20.8		Glenn Townsend	N	16-04-51	1	Sydney	19 Feb 72
20.8		Rick Mitchell	V	24-03-55	2	Melbourne	29 Feb 76
20.8		Bill Hancock	Q	24-02-58	3	Brisbane	25 Feb 79
20.8		Tony McDonald	N	18-07-56	2	Sydney	25 Feb 79
20.8		Colin O'Sullivan	W	13-05-55	3	Sydney	30 Dec 79
20.8		Cameron Mackenzie	V	10-01-70	1	Melbourne	19 Nov 92

400 METRES

44.38		Darren Clark	N	060965	3s	Seoul	26 Sep 88
44.71		Miles Murphy	N	190567	1	Perth	26 Mar 88
44.73A		Pat Dwyer	N	031177	1	Pretoria	24 Mar 00
44.84		Rick Mitchell	V	240355	2	Moscow	30 Jul 80
44.98		Robert Stone	V	050165	1	Melbourne	6 Mar 88
45.08		Mark Garner	N	300669	2q	Tokyo	26 Aug 91
45.16A		Paul Greene	W	091272	2	Johannesburg	14 Apr 96
45.21		Bruce Frayne	S	240158	5s	Los Angeles	6 Aug 84
45.36		Casey Vincent	V	170379	4	Brisbane	8 Sep 00
45.47		Dean Capobianco	W	110570	1	Sydney	30 Jan 94
45.50		Brad Jamieson	S	160378	1	Melbourne	25 Feb 99
45.54		Clinton Hill	N	190480	3	Osaka	24 May 01
45.55		Declan Stack	W	090873	1	Melbourne	14 Mar 98
45.60		Daniel Batman	N	190381	1h	Sydney	17 Aug 00
45.61		Ross Wilson	Q	311050	2	Edinburgh	23 Jul 70
45.62		Michael Joubert	Q	110570	1	St.Petersburg	30 Jun 95
45.65		Gary Minihan	V	240162	1	Melbourne	20 Mar 83
45.70		Mark Ladbroke	V	060272	1	Melbourne	18 Feb 96
45.86		Colin McQueen	V	120256	1	Perth	23 Mar 79
45.87		Paul Pearce	V	080177	1	Brisbane	24 Mar 01
45.94		Blair Young	Q	050471	5	Brisbane	8 Sep 00
45.97		Cameron Mackenzie	V	100170	1	Melbourne	14 Feb 98
45.98		David Johnston	N	081161	3	Canberra	6 Mar 86
45.98		Rohan Robinson	V	151171	1	Melbourne	24 Mar 91
45.99		Simon Hollingsworth	T	090572	1	Adelaide	16 Feb 92
46.00		Steve Perry	V	230970	2	Sydney	24 Feb 91
46.05		Joshua Coull	V	101169	1	Canberra	25 Jan 93
46.06		Anthony Ryan	Q	050369	2	Sydney	25 Jan 92
46.07		Mark Ormrod	S	011282	4	Osaka	24 May 01
46.10		Alan Ozolins	N	010264	1	Sydney	23 Feb 85
46.11		Bruce Field	V	220147	4s	Christchurch	26 Jan 74
46.17		Jason Kougelis	N	241170	2	Brisbane	6 Mar 92
46.17		Brett Callaghan	V	050173	1	Sydney	12 Mar 94
46.19		Mark Rosenberg	N	090762	1	Canberra	20 Jan 87
46.19		Robert Ballard	N	250964	1h	Seoul	19 Sep 88
46.19		Anton Booth	Q	070370	3	Canberra	18 Feb 01
46.20		Darryl Wohlsen	Q	060373	1	Brisbane	23 Jan 00
manual							
45.4		Daniel Batman	N	200381	1	Darwin	2 Jul 00
45.7		Steve Longden-Gee	N	230253	1	Melbourne	17 Dec 74
45.7		John Higham	V	281051	2	Melbourne	18 Feb 78
45.8		Brett Callaghan	V	051073	1	Sydney	30 Jul 94
46.0		Jim O'Sullivan	Q	130256	1	Brisbane	10 Feb 79

800 METRES

1.44.40A		Ralph Doubell	V	110245	1	Mexico City	15 Oct 68
1.44.78		Peter Bourke	V	230458	1	Brisbane	20 Mar 82
1.45.03		Brendan Hanigan	T	190373	3	Lappeenranta	26 Jul 94
1.45.21		Grant Cremer	N	090678	2h	Seville	27 Aug 99
1.45.36		Bill Hooker	V	310349	3	London	14 Jul 73
1.45.38		Simon Doyle	Q	091166	4	Nice	15 Sep 91
1.45.57		Kris McCarthy	V	151079	3	Melbourne	2 Mar 00
1.45.6e		John Higham	V	251051	1	Auckland	20 Mar 77
1.45.6		Paul Gilbert	N	291260	1	Melbourne	22 Mar 84
1.45.70		Barry Acres	W	190765	1	Canberra	26 Jan 88
1.45.74		Mike Hillardt	Q	220161	1	Melbourne	19 Mar 83
1.45.74		Pat Scammell	V	150461	2	Burnaby	16 Jul 84
1.45.91		Paul Byrne	V	290176	4	Lindau	28 Jul 95
1.46.9y		Noel Clough	V	250437	1	Kingston	8 Aug 66
1.46.26		Ian Gaudry	N	200364	1	Melbourne	17 Mar 88
1.46.3e		Peter Watson	W	300547	3	Christchurch	20 Jan 74
1.46.42		Brett Crew	Q	171062	4	Melbourne	13 Oct 82

1.46.45	Martin Byron	N	060669	2	Canberra	15 Jan 00
1.46.5	Graeme Rootham	N	070348	1	Perth	26 Mar 72
1.46.51	Joseph Ischia	V	230274	5	Sydney	28 Feb 98
1.46.54	Dean Kenneally	A	080367	6	Dijon	13 Jun 92
1.47.3y	Herb Elliott	W	250238	1	London	4 Aug 58
1.46.6	Mike Willis	V	230455	2	Melbourne	15 Jan 81
1.46.69	Heath Fitzpatrick	Q	170875	1	Brisbane	14 Mar 96
1.46.7	Chum Darvall	N	271257	2	Brisbane	18 Mar 78
1.46.86	Paul Schnyder	V	080462	2	Melbourne	3 Mar 85
1.46.90	Alan Ozolins	N	010264	2	Melbourne	20 Mar 86
1.47.0	Chris Fisher	S	021049	1	Oslo	14 Jul 71
1.47.0	Michael Joubert	Q	110570	1	Seattle	27 May 92
1.47.06	Simon Lewin	V	030172	4	Tampere	14 Jun 92
1.47.06	Paul Cleary	V	280476	2	Melbourne	25 Feb 99
1.47.07	Simon Still	Q	220869	2	Sydney	24 Feb 91
1.47.18	Matt Favier	Q	161065	2	Sydney	24 Feb 85
1.47.18	Todd MacDonald	N	080776	1	Brisbane	29 Jul 00
1.47.26	Rob McVicar	N	181060	4	Sydney	22 Jan 84
1.47.45	Scott Petersen	V	141173	7	Stockholm	8 Jul 96

1,000 METRES

2.16.61	Grant Cremer	N	090678	7	Stockholm	1-Aug-00
2.17.49	Mike Hillardt	Q	220161	4	London	18 Aug 84
2.17.98	Pat Scammell	V	150461	2	London	22 Aug 87
2.18.22	Simon Doyle	Q	091166	1	Brussels	27 Aug 89
2.18.4	Chris Fisher	S	021049	1	Munich	24 Aug 72
2.18.4	Graham Crouch	V	110148	3	Milan	2 Jul 75
2.19.1	Herb Elliott	W	250238	1	Stockholm	2 Oct 60
2.19.20	Scott Petersen	V	141173	2	Tata	22 Jul 97
2.19.52	Peter Bourke	V	230458	5	London	22 Aug 87
2.20.2	Ken Hall	V	250751	5	Copenhagen	13 Aug 75
2.20.5	Tony Blue	Q	040236	2	Paris	2 Oct 60
2.20.5	Paul Byrne	V	290176	1	Melbourne	6 Jan 95
2.20.6	Holt Hardy	N	091072	1	Sydney	30 Aug 97
2.20.8	Ralph Doubell	V	110245	1	Melbourne	12 Mar 70

1,500 METRES

3.31.96	Simon Doyle	Q	091166	2	Stockholm	3 Jul 91
3.33.39	Mike Hillardt	Q	220161	4	Berlin	23 Aug 85
3.34.22	Graham Crouch	V	110148	5	Christchurch	2 Feb 74
3.34.61	Pat Scammell	V	150461	2	Melbourne	17 Mar 88
3.35.40	Craig Mottram	V	180680	6	Melbourne	9 Sep 01
3.35.6	Herb Elliott	W	250238	1	Rome	6 Sep 60
3.36.17	Peter Bourke	V	230458	2	Koblentz	13 Aug 87
3.36.20	Paul Cleary	V	280476	1	Brisbane	13 Mar 99
3.36.6	Ken Hall	V	250751	-	Goteborg	12 Aug 75
3.36.60	Andrew Lloyd	N	140259	7	Barcelona	16 Jul 90
3.36.97	Scott Petersen	V	141173	2	Brisbane	15 Mar 97
3.37.13	Peter O'Donoghue	V	011061	1	Rome	9 Jun 92
3.37.36	Steve Foley	V	211157	3	Zurich	15 Aug 79
3.37.81	Youcef Abdi	N	071277	1	Nantes	23 Aug 01
3.38.24	Holt Hardy	N	091072	3	Brisbane	21 Mar 98
3.38.59	Shaun Creighton	V	140567	2	Lucerne	29 Jun 93
3.38.82	Dean Paulin	V	031067	8	Koblentz	24 Aug 89
3.38.96	Alistair Stevenson	Q	280579	3	Brisbane	11 Feb 00
3.39.03	Pat Carroll	Q	170861	1	Canberra	10 Jan 90
3.39.07	Mark Gorski	W	171075	6	Brisbane	13 Mar 99
3.39.22	Nick Howarth	S	240676	7	Brisbane	13 Mar 99
3.39.32	Darren Lynch	V	300866	7	Cork	23 Jun 96
3.39.34	Chris Bowden	V	120676	8	Brisbane	13 Mar 99
3.39.44	Nigel Adkin	V	020272	4	Sydney	21 Mar 95
3.39.5	Chris Fisher	V	021049	1	Oslo	3 Aug 71
3.39.57	Gerard Ryan	V	110760	8	Oslo	27 Jul 85
3.39.86	Stuart Lyall	Q	040473	5	Sydney	20 Feb 99
3.39.89	David Forbes	N	190360	5	Sydney	11 Mar 84
3.39.9	Peter Watson	W	300547	1	Sydney	23 Mar 68
3.39.9	Peter Fuller	V	281149	1	Melbourne	11 Mar 76
3.39.92	David Fitzsimons	S	230450	3h	Christchurch	31 Jan 74
3.39.92	Nick Landbeck	Q	010966	6	Brisbane	15 Mar 97
3.39.98	Randal Markey	T	140255	5	Philadelphia	5 Jun 76
3.40.13	Wayne Dyer	V	180258	4	Melbourne	6 Mar 84
3.40.2	Simon Lewin	V	030172	1	Melbourne	17 Mar 94
3.40.20	Graham Glassford	V	080969	1	Kassel	30 May 96
3.40.21	Julian Marsh	V	301173	5	Melbourne	29 Feb 96
3.40.39	David Evans	V	211269	1	Adelaide	16 Feb 92

3.40.4	Daniel Hill	Q	260274	4	Los Angeles	16 May 98
3.40.6	Glenn Ritchie	N	180162	1	Melbourne	6 Mar 84
3.40.60	Justin Rinaldi	V	200672	5	Brisbane	21 Mar 98
3.40.7	Tony Williams	V	231149	2	Melbourne	15 Dec 71
3.40.76	Michael Power	V	090576	5	Canberra	18 Feb 01
3.40.9	Alex Davey	V	020670	1	Melbourne	10 Dec 92
3.41.2	Paul Grinsted	V	210857	2	Sydney	23 Mar 80
3.41.28	Darren Abbott	S	160871	3	Adelaide	16 Feb 92
3.41.29	Colin Dalton	N	100466	4	Adelaide	16 Feb 92

1 MILE

3.49.91	Simon Doyle	Q	091166	4	Oslo	6 Jul 91
3.51.82	Mike Hillardt	Q	220161	1	Koblenz	28 Aug 85
3.53.06	Craig Mottram	V	180680	6	Oslo	13 Jul 01
3.53.58	Pat Scammell	V	150461	2	Melbourne	7 Feb 91
3.54.5	Herb Elliott	W	250238	1	Dublin	6 Aug 58
3.55.2	Ken Hall	V	250751	2	Goteborg	12 Aug 75
3.55.59	Graham Crouch	V	110148	3	Stockholm	1 Jul 74
3.55.75	Scott Petersen	V	141173	5	Melbourne	20 Feb 97
3.55.9	Merv Lincoln	V	221137	2	Dublin	6 Aug 58
3.56.52	Andrew Lloyd	N	140259	5	London	27 May 90
3.56.59	Steve Foley	V	211157	2	Dublin	10 Jul 79
3.56.8	Peter Fuller	V	281149	2	Melbourne	9 Jan 74
3.57.12	Holt Hardy	N	091072	4	Melbourne	25 Feb 98
3.57.3	Chris Fisher	S	021049	1	Eugene	18 May 75
3.57.79	Steve Austin	V	140251	5	Melbourne	14 Jan 82
3.57.9	John Landy	V	120430	1	Turku	21 Jun 54
3.58.0	Peter Watson	V	300547	2	Victoria	7 Jul 73
3.58.0	Peter Bourke	V	230458	1	Melbourne	17 Dec 81
3.58.03	Michael Power	V	090576	12	Eugene	4 Jun 95
3.58.2	Paul Grinsted	V	210857	2	Melbourne	17 Dec 81
3.58.3	Albie Thomas	N	080235	1	Melbourne	21 Mar 64
3.58.38	Darren Abbott	S	160871	2	Melbourne	25 Feb 92
3.58.38	Alistair Stevenson	Q	280579	2	Wanganui	22 Jan 00
3.58.39	Chris Bowden	V	120676	7	Melbourne	20 Feb 97
3.58.43	Glenn Ritchie	N	180162	6	Cork	5 Jul 88
3.58.57	Daniel Hill	Q	260274	2	Brunswick,NY	4 Jul 98
3.58.6	Jim Bailey	N	210729	1	Los Angeles	5 May 56
3.58.6	Peter O'Donoghue	V	011061	3	Wanganui	27 Jan 93
3.59.09	Nigel Adkin	V	020272	5	Cork	24 Jun 95
3.59.44	Colin Dalton	N	100466	2	Eugene	11 May 91
3.59.46	Shaun Creighton	V	140567	6	Cork	24 Jun 95
3.59.57	Youcef Abdi	N	071277	5	Melbourne	1 Mar 01
3.59.64	Mark Arens	S	230362	5	Adelaide	13 Mar 82
3.59.8	Tony Benson	V	200542	3	Melbourne	18 Mar 71
3.59.81	Keith Wheeler	W	110643	6	Kingston	13 Aug 66

2,000 METRES

5.00.84	Simon Doyle	Q	091166	1	Sydney	25 Jan 92
5.01.3	Steve Foley	V	211157	1	Adelaide	22 Dec 79
5.01.85	Michael Power	V	090576	6	Villaneuve d'Asq	18 Jun 01
5.03.00	Shaun Creighton	V	140567	2	Sydney	25 Jan 92
5.03.62	Pat Scammell	V	150461	-	Cologne	19 Aug 90
5.05.95	Mike Hillardt	Q	220161	1	Brussels	30 Aug 85
5.06.2	Tony Benson	V	200542	1	Viareggio	11 Aug 72
5.06.6	David Fitzsimons	S	230450	2	Edmonton	2 Aug 78
5.06.97	Craig Mottram	V	180680	10	Villaneuve d'Asq	18 Jun 01
5.08.3	Kerry O'Brien	S	170446	5	Viareggio	11 Aug 72
5.08.4	Laurie Toogood	N	281145	2	Sydney	18 Mar 66
5.08.8	Ron Clarke	V	210237	2	Melbourne	22 Nov 66
5.08.8	Gary Zeuner	S	290953	2	Adelaide	22 Dec 79

3,000 METRES

7.41.35	Craig Mottram	V	180680	1	Sydney	16-Feb-01
7.41.60	Shaun Creighton	V	140567	9	Oslo	21 Jul 95
7.41.78	Lee Troop	V	220373	3	Sydney	20 Feb 99
7.44.65	Simon Doyle	Q	091166	1	Jena	3 Jun 94
7.45.53	Darren Lynch	V	300866	5	Sydney	20 Feb 99
7.45.57	Peter O'Donoghue	V	011061	1	Adelaide	14 Feb 93
7.45.94	Andrew Lloyd	N	140259	1	Canberra	1 Dec 90
7.46.22	Michael Power	V	090576	1	Brisbane	8 Sep 00
7.47.2m	Ron Clarke	V	210237	1	Vasteras	27 Jun 67
7.47.66	Pat Carroll	Q	170861	1	Sydney	14 Jan 90
7.48.74	David Fitzsimons	S	230450	2	Goteborg	6 Jul 78
7.48.8m	Gerard Barrett	Q	311256	1	Brisbane	29 Nov 78

7.50.2m	Tony Benson	V	200542	1	Melbourne	2 Jan 71
7.50.4m	Kerry O'Brien	S	170446	2	Melbourne	2 Jan 71
7.50.59	Darren Wilson	V	090868	1	Melbourne	19 Nov 96
7.51.37	Colin Dalton	N	100466	4	Sydney	14 Jan 90
7.51.70	Julian Paynter	V	150770	3	Adelaide	14 Feb 93
7.52.09	Paul Patrick	V	150971	4	Adelaide	14 Feb 93
7.52.17	Mike Hillardt	Q	220161	3	Budapest	20 Aug 84
7.53.38	Pat Scammell	V	150461	3	Canberra	1 Dec 90
7.53.4	Steve Foley	V	211157	1	Brisbane	1 Mar 81
7.53.8	John Coyle	V	120741	2	Geelong	26 Jan 66
7.54.4	Steve Austin	V	140251	2	Brisbane	1 Mar 81
7.54.50	Malcolm Norwood	V	280764	6	Sydney	14 Jan 90
7.54.97	Mizan Mehari	A	281280	6	Sydney	20 Feb 99
7.55.43	Scott Westcott	N	250975	5	Brunswick,NY	1 Jul 00
7.55.8	Graham Crouch	V	110148	4	Lyngby	15 Aug 73
7.55.80	Chris Bowden	V	120675	1	Melbourne	10 Dec 97
7.55.88	David Evans	V	211269	4	Tampere	18 Jun 95
7.55.93	Steve Isbel	A	090572	4	Adelaide	26 Jan 96
7.56.3	Gerard Ryan	V	110760	1	Canberra	16 Nov 85
7.56.53	Rohan Perrott	V	100469	3	Melbourne	10 Dec 97
7.56.8	Ken Hall	V	250751	2	Melbourne	15 Nov 77
7.57.4	Bill Scott	V	080252	5	Eschweiler	4 Jun 75
7.57.46	Brett Cartwright	S	250173	7	Sydney	16 Feb 01
7.58.0	Kerry Pearce	V	101246	2	Oslo	14 Jul 71
7.58.24	Kim Gillard	N	180870	5	Hobart	30 Jan 00
7.58.3	John Andrews	N	090358	2	Canberra	11 Feb 84
7.58.42	Clinton Mackevicius	N	090278	1	Canberra	24 Feb 01
7.58.54	Jamie Harrison	N	211263	2	Canberra	26 Jan 89

5,000 METRES

13.14.82	Lee Troop	V	220373	2	Melbourne	25-Feb-99
13.16.6	Ron Clarke	V	210237	1	Stockholm	5 Jul 66
13.17.42	David Fitzsimons	S	230450	3	Dusseldorf	4 Sep 77
13.17.76	Shaun Creighton	V	140567	7	Lausanne	5 Jul 95
13.22.1	Steve Austin	V	140251	7	Oslo	15 Jul 80
13.23.31	Peter O'Donoghue	V	011061	1	Melbourne	25 Feb 93
13.23.37	Gerard Barrett	Q	311256	1	Christchurch	20 Jan 79
13.23.56	Michael Power	V	090576	4	Osaka	12 May 01
13.23.8	Bill Scott	V	080252	1	Melbourne	23 Jan 80
13.23.94	Craig Mottram	V	180680	1	Solihull	23 Jun 01
13.24.22	Julian Paynter	V	150770	3	Melbourne	19 Nov 95
13.24.56	Mizan Mehari	A	281280	8h	Sydney	27 Sep 00
13.24.63	Andrew Lloyd	N	140259	1	Melbourne	25 Feb 92
13.25.49	Pat Carroll	Q	170861	1	Melbourne	7 Feb 91
13.25.77	Steve Moneghetti	V	260962	2	Melbourne	29 Feb 96
13.27.31	John Andrews	N	090358	1	Melbourne	23 Nov 89
13.27.98	Jamie Harrison	N	211263	2	Melbourne	23 Nov 89
13.28.61	Rod Higgins	A	240867	2	Melbourne	7 Feb 91
13.28.71	Simon Doyle	Q	091166	3	Melbourne	25 Feb 92
13.29.03	David Evans	V	211269	4	Melbourne	25 Feb 92
13.29.07	Malcolm Norwood	V	280764	3	Melbourne	7 Feb 91
13.30.96	Darren Lynch	V	300866	1	Melbourne	5 Feb 00
13.31.2	Ken Hall	V	250751	4	Christchurch	19 Jan 80
13.32.4	Graham Crouch	V	110148	1	Melbourne	4 Feb 76
13.33.21	Paul Patrick	V	150971	4	Melbourne	25 Feb 93
13.33.23	Sisay Bezabeh	A	090977	2	Sydney	26 Feb 00
13.33.35	Scott Westcott	N	250975	1	Melbourne	18 Nov 99
13.34.2	Chris Wardlaw	V	030350	5	Melbourne	3 Feb 77
13.34.2m	Rob de Castella	V	270257	1	Melbourne	12 Nov 81
13.35.8	John Bermingham	V	240651	2	Melbourne	4 Feb 76
13.36.2	Tony Benson	V	200542	1	Stockholm	7 Jul 71
13.36.30	Mark Thompson	V	050379	4	Brisbane	11 Feb 00
13.37.2	Kerry O'Brien	S	170446	1	Melbourne	12 Mar 70
13.37.6	John Coyle	V	120741	2	Geelong	18 Jan 66
13.38.31	Mike Hillardt	Q	220161	1	Melbourne	2 Dec 86
13.38.60	Darren Wilson	V	090868	4	Melbourne	20 Feb 97
13.38.65	Colin Dalton	N	100466	3	Eugene	16 May 92
13.38.78	Gerard Ryan	V	110760	2	Melbourne	2 Dec 86
13.38.94	Stephen Thurston	S	260377	3	Melbourne	18 Nov 99

10,000 METRES

27.31.92	Shaun Creighton	A	150567	2	Melbourne	25 Nov 96
27.37.00	Darren Wilson	V	090868	3	Melbourne	25 Nov 96
27.39.89	Ron Clarke	V	210237	1	Oslo	14 Jul 65
27.46.71	Bill Scott	V	080252	2	Melbourne	6 Feb 80

27.47.69	Steve Moneghetti	V	260962	7	Oslo	4 Jul 92
27.50.7	Gerard Barrett	Q	311256	3	Moscow	21 Jul 79
27.53.30	Steve Austin	V	140251	3	Stockholm	9 Jul 81
27.56.64	Sisay Bezabeh	A	090977	5	Stanford	5 May 00
27.57.34	Andrew Lloyd	N	140259	1	Melbourne	12 Dec 87
27.59.64	Paul Patrick	V	150971	1	Melbourne	16 Dec 93
28.02.73	Rob de Castella	V	270257	2	Melbourne	15 Dec 83
28.03.33	Julian Paynter	V	150770	6	Melbourne	14 Dec 95
28.04.64	David Fitzsimons	S	230450	9	London	9 Sep 77
28.04.64	Lee Troop	V	220373	3	Melbourne	5 Dec 98
28.09.7	John Andrews	N	090358	1	Melbourne	16 Dec 82
28.11.25	Peter Brett	S	141162	2	Melbourne	18 Dec 86
28.14.25	Rod Higgins	A	240867	2	Melbourne	10 Dec 91
28.15.00	Danny Boltz	N	170762	3	Melbourne	18 Dec 86
28.15.6	Chris Wardlaw	V	030350	1	Melbourne	3 Mar 76
28.16.19	Jamie Harrison	N	211263	4	Melbourne	18 Dec 86
28.18.2	Garry Henry	S	170553	5	Melbourne	6 Feb 80
28.18.47	David Evans	N	211269	7	Vancouver	1 Jun 96
28.19.0	Dave Chettle	T	140951	1	Melbourne	15 Dec 77
28.19.26	Craig Mottram	V	180680	1	Melbourne	6 Dec 01
28.19.41	Scott Westcott	N	250975	4	Melbourne	6 Dec 99
28.21.26	Adam Hoyle	V	200863	6	Melbourne	18 Dec 86
28.23.00	Dean Cavuoto	A	040675	2	Sydney	17 Aug 00
28.23.50	Lawrie Whitty	N	060260	3	Melbourne	15 Dec 83
28.23.61	Kim Gillard	N	180870	5	Melbourne	6 Dec 99
28.25.56	Andrew Letherby	Q	190973	11	Stanford	4 May 01
28.29.97	Andrew Garnham	V	060260	9	Melbourne	18 Dec 86
28.30.26	Paul Arthur	N	050567	3	Melbourne	10 Dec 91
28.32.89	Pat Carroll	Q	170861	7	Melbourne	16 Dec 93
28.33.28	Mark Boucher	V	031162	10	Melbourne	18 Dec 86
28.34.16	Steve Isbel	A	090572	6	Melbourne	25 Nov 96
28.36.63	Max Little	T	231049	6	Koblenz	27 Aug 80
28.37.64	Dave Power	N	140728	3	Rome	8 Sep 60
28.38.52	Rod De Highden	V	150169	9	Melbourne	14 Dec 95
28.42.10	Brett Cartwright	S	250173	4	Melbourne	6 Dec 01
28.43.20	Nigel Adkin	V	020272	5	Melbourne	4 Dec 00
28.43.49	Kerry O'Brien	S	170446	8	Edinburgh	18 Jul 70
28.44.0	Garry Bentley	T	040350	2	Melbourne	18 Dec 80

HALF MARATHON

1:00.02.0	Darren Wilson	V	090868	1	Tokyo	19 Jan 97
1:00.06.0	Steve Moneghetti	V	260962	1	Tokyo	24 Jan 93
1:01.00.0	Lee Troop	V	220373	2	Tokyo	15 Jan 99
1:01.11.0	Pat Carroll	Q	170861	1	Sydney	22 May 94
1:01.18.0	Rob de Castella	V	270257	2	Milan	4 Apr 82
1:01.37.0	John Andrews	N	090358	7	Brussels	3 Oct 93
1:01.56.0	Malcolm Norwood	V	280764	16	South Shields	20 Sep 92
1:02.16.0	Paul Arthur	N	050567	7	Tokyo	26 Jan 92
1:02.16.0	Sean Quilty	V	160566	10	Tokyo	19 Jan 97
1:02.30.0	Rod De Highden	V	150169	11	Tokyo	19 Jan 97
1:02.32.0	Gerard Barrett	Q	311256	1	Auckland	1 Nov 81
1:02.48.0	Kim Gillard	N	180870	15	Osaka	25 Jan 98
1:02.54.0	Andrew Lloyd	N	140259	11	Tokyo	23 Jan 94
1:03.03.0	Scott Westcott	N	250975	1	Noosa	27 Aug 00
1:03.08.0	Rod Higgins	A	240867	38	Brussels	3 Oct 93
1:03.14.0	Brad Camp	V	251264	1	Melbourne	16 Aug 87
1:03.15.0	David Evans	V	211269	3	Gold Coast	18 Jul 93
1:03.19.0	Sisay Bezabeh	A	090977	2	Gold Coast	24 Jun 01
1:03.34.0	Shaun Creighton	A	140567	4	Sydney	24 May 98
1:03.36.0	Peter Brett	S	141162	1	Odense	12 Aug 89
1:03.36.0	Andrew Letherby	Q	190973	1	Hampton	7 Feb 99
1:03.40.0	John Farrington	N	020742	-	Fukuoka	3 Dec 72
1:03.40.0	Adam Hoyle	V	280863	1	Gold Coast	24 Jul 88
1:03.40.0	Dean Cavuoto	A	040675	3	Gold Coast	12 Jul 98
1:03.54.0	Garry Henry	S	170553	-	Fukuoka	7 Dec 80
1:03.54.0	Steve Austin	V	140251	2	Melbourne	19 Aug 84
1:03.56.0	Derek Clayton	V	171142	-	Antwerp	30 May 69
1:03.56.0	Mike Dalton	T	260666	11	Gold Coast	16 Jul 95
1:03.56.0	Greg Lyons	V	130561	-	Osaka	25 Jan 98
1:03.58.0	Magnus Michelsson	V	040968	6	Gold Coast	24 Jun 01
1:04.00.0	Wayne Larden	N	080369	5	Gold Coast	17 Jul 94
1:04.10.0	Brett Cartwright	S	250173	7	Gold Coast	24 Jun 01
1:04.11.0	Jeff Coole	V	210153	3	Melbourne	23 Jan 84
1:04.14.0	Grenville Wood	S	030255	5	Melbourne	18 Aug 85
1:04.18.0	Peter Haynes	A	301260	1	Canberra	19 May 91

1:04.23.0	Dean Giblin	T	070265	8	Gold Coast	17 Jul 94	
1:04.25.0	John Lisiewicz	S	180762	2	Bristol	12 May 96	
MARATHON							
2:07.51.0	Rob de Castella	V	270257	1	Boston	21 Apr 86	
2:08.16.0	Steve Moneghetti	V	260962	1	Berlin	30 Sep 90	
2:08.33.6	Derek Clayton	V	171142	1	Antwerp	30 May 69	
2:09.39.0	Pat Carroll	Q	170861	1	Oita	5 Feb 95	
2:10.04.0	Lee Troop	V	220373	6	Rotterdam	22 Apr 01	
2:10.09.0	Garry Henry	S	170553	4	Fukuoka	7 Dec 80	
2:10.11.0	Brad Camp	V	251264	1	Gold Coast	23 Jul 89	
2:10.20.0	Dave Chettle	T	140951	2	Fukuoka	7 Dec 75	
2:10.22.0	Shaun Creighton	A	140567	1	Berlin	28 Sep 97	
2:11.06.0	Darren Wilson	V	090868	5	Fukuoka	7 Dec 97	
2:11.10.0	Danny Boltz	N	170762	2	Los Angeles	3 Mar 91	
2:11.13.0	John Farrington	N	020742	1	Sydney	14 Jul 73	
2:11.43.0	Gerard Barrett	Q	311256	1	Adelaide	6 Apr 80	
2:11.55.0	Bill Scott	V	080252	=6	Fukuoka	2 Dec 79	
2:11.55.0	Chris Wardlaw	V	030350	=6	Fukuoka	2 Dec 79	
2:12.10.0	Malcolm Norwood	V	280764	1	St.Paul	6 Oct 91	
2:12.50.0	Grenville Wood	S	030255	2	Melbourne	17 Oct 82	
2:13.15.0	Rob Wallace	V	210651	3	Duluth	20 Jun 81	
2:13.20.0	Sean Quilty	V	160566	3	Beppu	4 Feb 96	
2:13.26.0	Ray Boyd	W	260566	15	Chicago	24 Oct 99	
2:13.53.0	Rod De Highden	V	150169	17	Fukuoka	5 Dec 99	
2:13.57.0	Jeff Coole	V	210153	3	Melbourne	17 Oct 82	
2:14.21.0	Lawrie Whitty	N	060260	7	Montreal	12 Sep 81	
2:14.33.0	Brenton Norman	S	281244	2	Perth	8 Sep 73	
2:14.36.0	Andrew Lloyd	N	140259	2	Sydney	10 Jun 84	
2:14.44.0	John Andrews	N	090358	15	Chicago	30 Oct 88	
2:14.59.0	Peter Mitchell	V	230758	1	Gold Coast	20 Jul 86	
2:15.04.0	Nick de Castella	V	120560	2	Auckland	19 Nov 83	
2:15.06.0	Andrew Letherby	Q	190973		Chicago	7 Oct 01	
2:15.11.0	Russell Foley	T	181160	3	Gold Coast	23 Jul 89	
2:15.13.0	Kim Gillard	N	180870	5	Pyongyang	15 Apr 01	
2:15.16.0	Graeme Kennedy	V	270258	1	Canberra	12 Apr 81	
2:15.17.0	Allan Carman	S	150568	1	Gold Coast	22 Jul 90	
2:15.17.0	Nick Harrison	V	181070	13	Beppu-Oita	4 Feb 01	
2:15.49.0	Greg Lyons	V	130561	1	Melbourne	5 Oct 97	
2:16.00.0	Phil Sly	V	020974	8	Pyongyang	15 Apr 01	
2:16.01.0	Steve Austin	V	140251	2	Melbourne	14 Oct 84	
2:16.13.0	Merv Johnstone	V	050567	7	Los Angeles	4 Mar 90	
2:16.17.0	Michael Dalton	T	260666	4	Gold Coast	17 Jul 94	
2:16.18.0	Garry Bentley	T	040350	24	Fukuoka	6 Dec 81	
110 METRES HURDLES							
13.29	+0.6	Kyle Vander-Kuyp	V	300571	1q	Goteborg	14 Aug 95
13.58	+1.5	Don Wright	Q	260459	3	Brisbane	4 Oct 82
13.69	+2.0	John Caliguri	V	281062	3	Tampere	13 Jun 92
13.72	+1.5	Max Binnington	V	080349	5	Brisbane	4 Oct 82
13.73	+1.8	Stuart Anderson	Q	190679	2	Brisbane	25 Mar 01
13.76	+0.1	David Cooper	Q	100872	2	Brisbane	15 Mar 97
13.78A	+2.0	Rod Zuyderwyk	Q	130371	6	Johannesburg	13 Sep 98
13.81A	+0.0	Tim Ewen	S	210277	4	Pretoria	24 Mar 00
13.88	0.0	Warren Parr	N	250152	6s	Montreal	28 Jul 76
13.91	+0.1	Jagan Hames	S	311075	3	Brisbane	15 Mar 97
13.92	0.0	Jon Morrison	N	140569	4	Brisbane	14 Mar 96
13.95	+1.5	Jai Taurima	Q	260672	1	Brisbane	14 Nov 92
14.00	+1.9	David Rose	S	180878	2	Canberra	8 Feb 98
14.08	+1.8	Nfa Forster-Jones	V	250180	4	Brisbane	25 Mar 01
14.09	-1.0	Vin Plant	V	290649	1	Melbourne	31 Mar 79
14.09	0.0	Mike Wilson	V	020159	2	Melbourne	6 Mar 84
14.11		Scott Ferrier	V	120674	4	Durham	13 Jul 96
14.12		Mal Baird	V	060748	2	Munich	24 Aug 72
14.14A	+1.7	Gary Knoke	N	050242	4h	Mexico City	16 Oct 68
14.14	-1.0	Paul Edmiston	W	160272	4	Melbourne	23 Feb 95
14.15	+1.0	Dean Capobianco	W	110570	1	Brisbane	19 Mar 89
14.15	+1.7	Chris Ingram	Q	160473	3	Brisbane	15 Feb 98
14.19	+1.5	Martin Barrow	V	030173	5	Sydney	26 Feb 00
14.21	+0.6	Gareth Watkins	N	100478	1	Sydney	24 Jan 97
14.27	-0.9	Peter Clark	V	171271	3	Brisbane	5 Feb 94
14.28	+0.4	Michael Kent	Q	270360	3h	Canberra	30 Mar 85
14.28	+1.1	Peter Winter	V	170171	3	Melbourne	25 Feb 93
14.28	-1.6	Ryan Moore	W	181074	1	Sydney	14 Mar 94
14.30	-1.5	Steve Saunders	N	150266	2	Adelaide	26 Nov 89

14.30	+2.0	Adam Dorey	W	240680	4	Perth	5 Feb 00
14.31	+0.0	Ashley Mahoney	Q	131176	3	Brisbane	11 Feb 00
14.31	+1.8	Andrew Cameron	Q	010181	6	Brisbane	25 Mar 01
14.36	+0.2	Chris Shute	N	300575	4	Sydney	21 Mar 95
14.36	+1.8	Greg Eyears	N	211081	8	Brisbane	25 Mar 01
14.38y	-0.6	Dave Prince	N	200941	2h	Perth	29 Nov 62
14.39	+2.0	Michael Carroll	N	060662	1	Sydney	14 Jan 84
14.44	+1.3	Tony Briggs	V	030767	2	Melbourne	10 Mar 90
14.47	+1.4	James Goodwin	V	020975	5h	Lisbon	21 Jul 94
14.47	+1.4	William Wicks	N	050180	1	Sydney	6 Mar 99
14.50	+1.0	Ryan Purcell	W	240183	5h	Brisbane	25 Mar 01
14.51	-0.9	Greg Barnett	V	291161	6	Melbourne	21 Mar 85
14.52	-1.1	Andrew Anastasios	V	090366	1	Melbourne	23 Nov 89
14.54	-2.5	Michael Ryan	Q	050558	2h	Adelaide	22 Mar 81
14.54		Neil McGillivray	N	200254	2	Brisbane	4 Mar 84
manual							
13.2		Kyle Vander-Kuyp	V	300571	1	Melbourne	3 Feb 94
13.6		Warren Parr	N	250152	1	Sydney	9 Oct 77
13.7	+1.5	Vin Plant	V	290649	2	Melbourne	1 Mar 75
13.8		Mal Baird	V	060748	1	Sydney	12 Mar 72
13.8		Mike Wilson	V	020159	2	Melbourne	19 Jan 82
13.8A		Rod Zuyderwyk	Q	300371	dec	Provo	26 Apr 91
13.8	+2.0	Ryan Moore	W	181074	1	Perth	24 Feb 96
14.0y	+1.6	Ray Weinberg	V	231026	1	Melbourne	9 Feb 52
14.0y		John Chittick	V	291037	1	Melbourne	3 Feb 60
14.0		John Kenny	N	130451	1	Sydney	11 Dec 76
14.0		Peter Clark	V	171271	1	Melbourne	3 Feb 94
14.0	+1.3	Chris Shute	N	300575	2	Canberra	28 Oct 95
14.1y		Peter Gardner	V	050125	1	Melbourne	29 Jan 49
14.1y		Dave Prince	N	200941	1	Melbourne	12 Jul 66
14.1y		Tony Pickett	N	130244		USA	.66
14.1		Geoff Smith	N	060345	2	Sydney	5 Jul 70
14.1	-0.5	Chris Ingram	Q	160473	1	Brisbane	5 Jan 01
14.2y		Ken Doubleday	V	140226	1	Sydney	11 Feb 54
14.2		Ken Elphick	N	130352	1	Sydney	4 Apr 73
14.2	-0.9	Adam Pedler	S	010352	3	Hobart	12 Mar 77
14.2		Greg Barnett	V	291161	1	Melbourne	17 Feb 87
14.2		Michael Bogdanis	W	240478	1	Perth	6 Dec 97
14.3		Berry Primrose	N	220738	1	Sydney	4 Feb 58
14.3y		John Lane	V	220348	2	Melbourne	17 Mar 70
14.3		Peter Morton	N		2	Sydney	4 Mar 72
14.3		Michael Yung	Q	020362	1	Brisbane	15 May 84
14.3		Neil Coghlan	V	120563	2	Melbourne	5 Dec 85
14.3		Hamish Halley	N	260766	1	Sydney	17 May 88

400 METRES HURDLES

48.28		Rohan Robinson	V	151171	4s	Atlanta	31 Jul 96
48.87		Zid Abou Hamed	N	220470	1	Sydney	20 Feb 99
49.08A		Blair Young	Q	050471	2	Pietersburg	18 Mar 00
49.26		Simon Hollingsworth	T	090572	2	Melbourne	29 Feb 96
49.32		Bruce Field	V	220147	2	Christchurch	29 Jan 74
49.37		Garry Brown	Q	271054	1	Brisbane	7 Oct 82
49.47		Matt Beckenham	N	180376	2	Sydney	20 Feb 99
49.49		Nick Ward	W	180170	1	Sydney	13 Mar 94
49.61A		Gary Knoke	N	050242	5s	Mexico City	14 Oct 68
49.64		Chris Carroll	Q	090574	2	Melbourne	25 Feb 99
49.69		Peter Grant	V	050154	3	Copenhagen	1 Aug 79
49.82		Ken Gordon	Q	190562	1	Canberra	14 Mar 87
49.85		Leigh Miller	V	190863	1	Perth	27 Mar 88
50.08		Peter Bate	V	030179	4	Canberra	6 Feb 99
50.11		Tony Briggs	V	030767	2	Sydney	23 Feb 91
50.26		John Roche	V	121260	1	Melbourne	14 Jan 82
50.30		Darren Wright	W	160765	2	Perth	27 Mar 88
50.58y		David Lean	T	220835	2	Cardiff	22 Jul 58
50.40		Rod Zuyderwyk	Q	300371	4	Hobart	25 Feb 96
50.47		Matt Woodhouse	N	020374	2	Melbourne	23 Feb 95
50.54		Manesh Pillay	W	150772	1	Adelaide	7 Mar 92
50.64		Andrew Zorzit	N	170368	1	Canberra	4 Mar 89
50.69		Paul Greene	W	091272	3	Perth	28 Jan 96
50.72		Dolph Francis	Q	060567	2s	Athens	17 Jul 86
50.82		Kevin Oakey	V	101164	4	Perth	27 Mar 88
50.85		James Stephenson	N	250764	2	Eugene	29 Aug 88
50.86		Ken Roche	V	241041	5s	Tokyo	15 Oct 64
50.86		Gary Workman	V	170371	2	Adelaide	1 Feb 97
50.88		Dale Horrobin	V	100360	2	Canberra	31 Mar 85

50.92 manual	Hamish Halley	N	260766	2	Canberra	6 Mar 86
49.3	Gary Knoke	N	050242	1	Perth	26 Mar 72
49.8	Don Hanly	V	050454	1	Melbourne	21 Mar 76
50.1	Ken Roche	V	241041	2	Perth	27 Mar 66
50.7y	Tony Pickett	N	130244	2	Albuquerque	9 Mar 67
50.9y	Michael Ryan	V	191241	1	Melbourne	22 Mar 64
50.6	Bill Hooker	V	310349	1	Melbourne	30 Mar 69
50.7	Max Binnington	V	080349	1	Adelaide	23 Mar 75
50.7	Ken Elphick	N	130352	4	Melbourne	20 Mar 76

3,000 METRES STEEPLECHASE

8.16.22	Shaun Creighton	V	140567	3	Lille	2 Jul 93
8.21.98	Kerry O'Brien	S	170446	1	Berlin	4 Jul 70
8.24.48	Chris Unthank	V	310872	10	Hechtel	19 Jul 97
8.26.2e	Tony Manning	N	090143	1	Edinburgh	23 Jul 70
8.27.0	Peter Larkins	V	220654	1	Melbourne	11 Mar 76
8.29.0	Bob Hendy	V	060145	1	Victoria Can.	7 Jul 73
8.30.22	Martin Dent	N	080279	2	Hobart	30 Jan 00
8.31.18	Gary Zeuner	S	290953	1	Adelaide	13 Mar 82
8.31.4	Rob Gilfillan	V	200157	1	Melbourne	6 Mar 80
8.33.06	Stephen Thurston	S	260377	2	Manchester	14 Jun 00
8.33.48	Peter Nowill	Q	150679	1	Melbourne	6 Dec 01
8.35.02	Wayne Dyer	V	180258	3	Melbourne	31 Mar 84
8.36.2	Ian Blackwood	V	250641	1	Melbourne	3 Mar 66
8.36.8	Bob Walczak	V	040550	1	Adelaide	22 Mar 75
8.38.9	Brendan Hewitt	S	170864	1	Adelaide	8 Feb 84
8.39.0	Trevor Vincent	V	270438	1	Sydney	2 Feb 64
8.39.34	Richard Russell	V	020970	1	Melbourne	19 Feb 94
8.40.62	Glenn Stojanovic	N	030274	5	Seoul	20 Sep 92
8.42.09	Ryan Taylor	A	120876	1	Melbourne	4 Dec 00
8.42.87	Rob Neylon	V	310858	6	Christchurch	1 Feb 81
8.43.22	Steve Barlow	V	020761	2	Houston	14 Mar 86
8.43.4	Garry Briggs	Q	270258	1	Adelaide	12 Mar 83
8.43.50	Pat Woods	A	051067	1	Melbourne	1 Apr 90
8.44.0	Kerry Pearce	V	101246	4	Los Angeles	18 Jul 69
8.44.3	Phil Cuffe	V	100554	3	Melbourne	12 Jan 78
8.44.4	Craig Logan	V	290162	1	Melbourne	3 Feb 87
8.44.6	Fred Langford	W	300546	1	Melbourne	30 Mar 74
8.44.73	Rob Ellis	V	080473	1	Canberra	15 Jan 00
8.45.00	Travis Longmuir	V	081172	2	Brisbane	29 Jul 00
8.45.11	John Lisiewicz	S	180762	2	Melbourne	1 Apr 90
8.45.8	Gerard Ryan	V	110760	1	Canberra	11 Nov 89
8.46.1	Jeff Thompson	N		5	Austin	2 Apr 77
8.46.51	Michael Inwood	Q	181265	9	Barcelona	10 Sep 89
8.47.0	Grant Taggert	V	210447	2	Melbourne	30 Mar 74
8.47.1	Graeme Olden	V	100964	1	Melbourne	10 Dec 92
8.47.26	Mark Tucker	V	150879	5	Hobart	30 Jan 00

3,000 METRES WALK

10.56.22	Andrew Jachno	V	130462	1	Melbourne	7 Feb 91
11.00.56	Dave Smith	V	240755	1	Perth	24 Jan 87
11.11.45	Nick A'Hern	N	060169	2	Melbourne	7 Feb 91
11.16.2	Troy Sundstrom	N	300581	1	Sydney	27 Nov 99
11.17.0	Nathan Deakes	V	170877	1	Melbourne	10 Dec 98
11.23.2	Steve Beecroft	V	140371	1	Melbourne	13 Jan 94
11.26.0	Simon Baker	V	060258	1	Solleftuna	7 Jul 89
11.28.2	Willi Sawall	V	071141	1	Melbourne	15 Mar 80
11.29.7	Brent Vallance	N	300472	1	Sydney	6 Dec 97
11.32.9	Doug Connolly	N	301082	2	Sydney	27 Nov 99
11.38.8	Liam Murphy	S	050679	1	Adelaide	13 Nov 99
11.42.7	Damien O'Mara	N	031075	2	Sydney	4 Jan 97
11.45.5	Paul Copeland	V	250467	1	Melbourne	16 Jan 92
11.46.09	Anthony Miles	Q	301171	2	Brisbane	16 Nov 91
11.47.2	Jon Gawley	N	080580	2	Sydney	16 Jan 99
11.47.6	Dion Russell	V	080575	2	Melbourne	2 Dec 93
11.48.4	Luke Adams	N	221076	2	Sydney	21 Oct 95
11.49.7	Travis Harbour	V	121275	1	Melbourne	1 Feb 97
11.50.2	Darren Bown	S	300674	2	Adelaide	30 Oct 99
11.50.6	Mike Harvey	V	051262	2	Melbourne	1 Mar 86
11.51.0	Greg Robertson	T	231269	1	Hobart	19 Jan 91
11.52.3	Craig Brill	V	101167	3	Melbourne	15 Nov 90
11.54.75	Noel Wooler	Q	190575	1	Brisbane	25 Jan 96
11.58.3	Rob McFadden	S	150366	1	Adelaide	6 Jan 88
11.58.4	Daniel Thorne	V	191279	1	Geelong	27 Oct 01

11.58.8	Craig Jeffery	V	120568	2	Melbourne	30 Jan 92
12.00.0	Mark Blackwood	V	251177	2	Melbourne	11 Feb 97
12.00.3	Mike Woods	N	111062	1	Sydney	13 Mar 82
12.00.5	Dominic McGrath	V	040672	3	Melbourne	7 Nov 96
12.01.69	Dariusz Wojcic	V	240959	1	Melbourne	10 Dec 91
12.01.9	Ian Waters	V	010467	3	Melbourne	2 Dec 93
12.02.1	Mark Donahoo	V	270558	4	Melbourne	2 Dec 93
12.03.0	Rohan Best	T	240273	2	Hobart	2 Feb 91
12.04.0	Jared Tallent	V	171084	1	Melbourne	15 Feb 01
12.08.1	Jarred Russell	V	120680	2	Melbourne	27 Jan 00
12.08.58	Matt Golebiowski	N	200480	1	Hobart	12 Dec 97
12.09.7	Paul Kennedy	V	030457	1	Melbourne	15 Jan 94
12.10.2	Brad Malcolm	V	070878	3	Melbourne	15 Feb 01
12.11.4	Alan Muir	N	151064	2	Sydney	13 Mar 82

5,000 METRES WALK

18.51.39	Nick A'Hern	N	060169	1	Auckland	21 Feb 88
18.52.87	Dave Smith	V	240755	1	Canberra	21 Feb 86
19.09.74	Andrew Jachno	V	130462	2	Sydney	23 Feb 91
19.20.87	Brent Vallance	N	300472	1	Sydney	20 Feb 00
19.24.12i	Simon Baker	V	060258	7	Budapest	5 Mar 89
19.27.4	Nathan Deakes	V	170877	1	Melbourne	6 Nov 97
19.34.68	Luke Adams	N	221076	2	Sydney	20 Feb 00
19.36.84	Dion Russell	V	080575	3	Hobart	14 Feb 97
19.38.22	Troy Sundstrom	N	300581	3	Sydney	19 Feb 00
19.45.65	Willi Sawall	V	071141	2	Melbourne	31 Mar 84
19.46.91	Steve Beecroft	V	140371	2	Melbourne	9 Feb 92
19.56.9	Jon Gawley	N	080580	2	Sydney	6 Mar 99
19.57.9	Paul Copeland	V	250467	2	Melbourne	14 Dec 89
19.58.65	Doug Connolly	N	301082	1	Sydney	9 Dec 99
20.06.54	Noel Wooler	Q	190575	1	Brisbane	16 Feb 96
20.12.2	Liam Murphy	S	050679	1	Adelaide	28 Jan 00
20.14.9	Mike Harvey	V	051262	1	Melbourne	26 Nov 91
20.16.26	Damien O'Mara	N	031075	4	Melbourne	20 Feb 97
20.19.6	Darren Bown	S	300674	1	Adelaide	17 Nov 99
20.22.5	Dariusz Wojcic	V	240959	3	Melbourne	26 Nov 91
20.30.1	Rob McFadden	S	150366	1	Adelaide	21 Mar 92
20.30.87	Matt O'Donnell	N	181174	4	Sydney	12 Mar 94
20.33.13	Duane Cousins	V	130773	5	Melbourne	15 Mar 97
20.38.0	Mark Donahoo	V	270558	2	Melbourne	22 Nov 90
20.40.8	Jason Moore	Q	190374	1	Brisbane	12 Feb 93
20.41.45	Greg Robertson	T	231269	4	Sydney	23 Feb 91
20.42.9	Craig Brill	V	101167	1	Melbourne	6 Dec 90
20.44.4	Brad Malcolm	V	070878	1	Melbourne	10 Feb 00
20.45.92	Paul Kennedy	V	030457	5	Sydney	12 Mar 94
20.47.74	Mark Thomas	V	231262	7	Melbourne	20 Feb 97
20.48.0	Anthony Miles	Q	301171	1	Brisbane	15 Oct 89
20.51.18	Rohan Best	T	240273	1	Hobart	6 Jan 91
20.54.56	Mike Woods	N	111062	3	Sydney	23 Feb 85
20.54.7	Marcus Dwyer	V	260377	1	Melbourne	19 Nov 98
21.02.1	Craig Jeffery	V	120568	1	Bendigo	25 Jan 92
21.03.1	Dominic McGrath	V	040672	2	Melbourne	22 Feb 01
21.06.38	Travis Harbour	V	121275	3	Melbourne	8 Feb 97
21.06.4	Graeme Nicholls	V	150548	1	Ballarat	17 Nov 70

10,000 METRES WALK

38.20.9	Dave Smith	V	240755	1	Sydney	15 Sep 85
38.53.82	Nathan Deakes	V	170877	1	Canberra	18 Feb 01
39.10.10	Nick A'Hern	N	060169	1	Sydney	13 Jan 91
39.29.3	Andrew Jachno	V	130462	1	Melbourne	6 Jan 91
40.35.0	Simon Baker	V	060258	1	Ornskoldsvik	8 Jul 89
40.46.4	Steve Beecroft	V	140371	2	Melbourne	5 Jan 92
41.05.2	Paul Copeland	V	250467	3	Melbourne	5 Jan 92
41.38.16	Brent Vallance	N	300472	3	Canberra	8 Feb 98
41.50.70	Dion Russell	V	080575	8	Lisbon	21 Jul 94
41.58.54	Troy Sundstrom	N	300581	1	Sydney	18 Aug 00
42.06.8	Mike Harvey	V	051262	2	Ornskoldsvik	1 Jul 90
42.11.83	Jon Gawley	N	080580	1	Melbourne	19 Mar 99
42.12.4	Rob McFadden	S	150366	1	Adelaide	28 Mar 92
42.27.78	Luke Adams	N	221076	2	Canberra	18 Feb 01
42.29.7	Doug Connolly	N	301082	1	Sydney	26 Oct 01
42.35.61	Liam Murphy	S	050679	3	Canberra	18 Feb 01
42.45.5	Greg Robertson	T	231269	1	Hobart	9 Feb 91

20KM.WALK

1:18.14.0	Nathan Deakes	V	170877	1	Dublin	16-Jun-01
1:19.22.0	Dave Smith	V	240755	1	Hobart	19 Jul 87
1:19.33.0	Nick A'Hern	N	060169	1	Melbourne	15 Dec 90
1:20.43.0	Andrew Jachno	V	130462	1	Brisbane	26 Aug 90
1:20.49.0	Dion Russell	V	080875	1	Melbourne	19 Mar 99
1:21.19.0	Simon Baker	V	060258	1	Canberra	27 Aug 88
1:21.36.0	Willi Sawall	V	071141	1	Melbourne	4 Jul 82
1:23.52.0	Luke Adams	N	221076	3	Melbourne	19 Mar 99
1:24.20.0	Duane Cousins	V	130773	5	Melbourne	19 Mar 99
1:24.34.0	Brent Vallance	N	300472	15	Naumburg	23 May 98
1:24.54.0	Paul Copeland	V	250467	1	Melbourne	10 Nov 91
1:24.57.0	Darren Bown	S	300674	6	Melbourne	19 Mar 99
1:25.02.0	Troy Sundstrom	N	300581	7	Melbourne	19 Mar 99
1:25.31.0	Steve Beecroft	V	140371	2	Canberra	28 Jan 94
1:25.34.0	Mike Harvey	V	051262	3	Melbourne	25 Aug 90
1:26.33.0	Mark Donahoo	V	270558	1	Melbourne	22 May 94
1:26.58.0	Liam Murphy	S	050679	9	Melbourne	19 Mar 99
1:27.12.0	Tim Erickson	V	231150	1	Melbourne	14 Dec 80
1:27.19.0	Dominic McGrath	V	040672	10	Melbourne	19 Mar 99
1:27.20.0	Daniel Thorne	V	191279	1	Melbourne	16 Dec 01
1:27.29.0	Bill Dyer	V	260361	-	Melbourne	22 Jun 85
1:27.42.0	Brad Malcolm	V	070878	1	Melbourne	19 Jul 98
1:28.18.0	Mike Woods	N	111062	30	Bergen	24 Sep 83
1:28.25.0	Rob McFadden	S	150366	5	Canberra	27 Aug 88
1:28.29.0	Steve Hausfeld	N	070452	6	Richmond	9 Apr 88
1:28.29.0	Shane Pearson	Q	050674	8	Melbourne	27 Feb 97
1:29.04.0	Craig Jeffery	V	120568	3	Melbourne	4 Aug 91
1:29.08.0	Marcus Dwyer	V	260377	3	Melbourne	19 Jul 98
1:29.12.0	Noel Freeman	V	251238	1	Melbourne	6 Apr 68
1:29.13.0	Ian Waters	V	010467	-	Melbourne	19 Dec 93
1:29.22.0	Rohan Best	T	240273	1	Hobart	4 Aug 90
1:29.23.0	Craig Brill	V	101167	2	Melbourne	4 Aug 91
1:29.40.0	Travis Harbour	V	121275	10	Melbourne	27 Feb 97
1:29.48.0	Martin Richardson	V	'63	3	Melbourne	5 Feb 84
1:29.51.0	Mark Blackwood	V	251177	2	Melbourne	1 Sep 96
1:30.04.0	Jon Gawley	N	090580	1	Geelong	1 Aug 98
1:30.07.0	Ricky Cooke	T	090869	4	Adelaide	4 Mar 92
1:30.22.0	Greg Robertson	T	231269	5	Melbourne	25 Aug 91
1:30.28.0	Ross Haywood	V	180247	2	Melbourne	5 Feb 78
1:30.36.0	Mark Thomas	V	231262	3	Melbourne	22 May 94
1:30.51.0	Paul Woodhouse	N	290462	9	Richmond	9 Apr 88
track						
1:30.22.0	Don Keane	V	121130	1	Melbourne	22 Sep 56

30KM.WALK

2:05.59.0	Dave Smith	V	240755	1	Canberra	10 May 86
2:06.39.0	Simon Baker	V	060258	1	Melbourne	7 May 89
2:07.53.0	Nick A'Hern	N	060169	1	Victoria	25 Aug 94
2:08.01.0	Willi Sawall	V	071141	1	Melbourne	16 May 82
2:09.09.0	Andrew Jachno	V	130462	2	Auckland	2 Feb 90
2:09.35.0	Duane Cousins	V	130773	1	Melbourne	16 Aug 98
2:10.02.0	Dion Russell	V	080875	1	Melbourne	6 Aug 00
2:11.10.0	Nathan Deakes	V	170877	1	Canberra	7 Jun 98
2:13.34.0	Dominic McGrath	V	040672	2	Melbourne	16 Aug 98
2:14.54.0	Paul Copeland	V	250467	3	Melbourne	29 Oct 89
2:15.40.0	Craig Brill	V	101167	2	Melbourne	21 Apr 91
2:15.52.0	Mark Donahoo	V	270558	3	Gold Coast	24 Apr 94
2:16.07.0	Liam Murphy	S	050679	2	Melbourne	6 Aug 00
2:16.36.0	Dariusz Wojcic	V	240959	3	Melbourne	21 Apr 91
2:17.17.0	Troy Sundstrom	N	300581	1	Hobart	3 Sep 01
2:17.42.0	Noel Freeman	V	251238	1	Melbourne	13 Jun 70
2:17.45.0	Brent Vallance	N	300472	3	Canberra	7 Jun 98
2:17.51.0	Mike Harvey	V	051262	1	Melbourne	2 Aug 87
2:18.55.0	Bill Dyer	V	260361	2	Melbourne	25 Aug 85
2:18.55.0	Luke Adams	N	221076	1	Gosford	16 May 98
2:19.45.0	Tim Erickson	V	231150	6	Brisbane	7 Oct 82

50KM.WALK

3:43.13.0	Simon Baker	V	060258	1	L'Hospitalet	28 Aug 89
3:43.43.0	Nathan Deakes	V	170877	1	Naumburg	8 Apr 01
3:46.34.0	Willi Sawall	V	071141	1	Adelaide	6 Apr 80
3:47.34.0	Dion Russell	V	080575	1	Melbourne	13 Dec 99
3:53.23.0	Andrew Jachno	V	100357	19	Seoul	30 Sep 88
3:54.37.0	Liam Murphy	S	050679	1	Melbourne	13 May 01

3:54.38.0	Duane Cousins	V	130773	1	Melbourne	17 Dec 95
3:55.05.0	Darren Bown	S	300674	2	Melbourne	13 May 01
3:57.20.0	Mike Harvey	V	051262	1	Hawkesbury	10 Jul 93
3:57.51.0	Dominic McGrath	V	040672	2	Leamington Spa	23 Apr 00
3:58.30.0	Dariusz Wojcic	V	240959	1	Melbourne	26 Jan 92
4:00.21.0	Craig Brill	V	101167	2	Melbourne	26 Jan 92
4:03.17.0	Tim Erickson	V	231150	25	Eschborn	30 Sep 79
4:11.08.0	Bill Dyer	V	260361	1	Adelaide	15 Jul 84
4:11.10.0	Mark Donahoo	V	270558	2	Melbourne	8 May 88
4:11.38.0	Steve Hausfeld	N	070452	1	Canberra	28 Jun 86
4:12.29.0	Shane Pearson	Q	050674	4	Melbourne	14 Dec 97
4:13.55.0	John Sheard	V	090548	36	Eschborn	30 Sep 79
4:14.20.0	Paul Copeland	V	250467	1	Melbourne	12 Sep 93
4:16.34.0	Ian Fay	S	020160	3	Melbourne	7 Jul 85
4:16.43.0	Kevin Lowden	V	220568	3	Melbourne	27 Jan 91
4:17.44.0	Keith Knox	N	150950	1	Sydney	18 Aug 84
4:17.47.0	Ricky Cooke	T	090869	4	Melbourne	27 Jan 91
4:20.00.0	Ted Allsopp	V	150826	2	Melbourne	24 Sep 66
4:20.38.0	Peter Fullager	S	190443	1	Adelaide	4 Sep 71
4:21.13.0	Brian Trower	V	280259	5	Melbourne	27 Jan 91
4:22.38.0	Mark Thomas	V	231262	68	Beijing	30 Apr 95
4:22.51.0	Frank Clark	N	110443	1	Sydney	26 Aug 67
4:23.57.0	Ian Hodgkinson	W	310348	1	Perth	11 Sep 72
4:24.20.0	Ron Crawford	N	260336	11	Tokyo	18 Oct 64
4:24.35.0	Richard Everson	S	070963	8	Melbourne	12 Dec 99
track						
4:14.17.0	Bob Gardiner	V	220336	1	Melbourne	24 Aug 68

HIGH JUMP

2.36	Tim Forsyth	V	170873	1	Melbourne	2 Mar 97
2.31	David Anderson	W	081265	2	Adelaide	8 Mar 92
2.31	Lochsley Thomson	N	200873	3	Adelaide	8 Mar 92
2.30	Jagan Hames	S	311075	2	Sydney	13 Mar 94
2.29	Ian Garrett	N	120570	1	Whitehaven	6 Jul 91
2.28	John Atkinson	Q	291063	1	Melbourne	31 Mar 84
2.28	Chris Anderson	W	060468	1	Perth	17 Dec 94
2.26	Marc Howard	V	051166	2	Perth	26 Mar 88
2.25	David Hay	V	230370	4	Adelaide	8 Mar 92
2.25	Nick Moroney	N	030872	2	Hobart	30 Jan 00
2.25	Jarrad Pozzi	W	290775	1	Brisbane	29 Jul 00
2.23	Luke Russell	N	270679	1	Canberra	12 Dec 98
2.22	Phil Henderson	V	150167	1	Swansea	28 Jun 86
2.22	Ron Garlett	S	181279	4	Perth	5 Feb 00
2.21	Peter Boyce	V	140546	1	Fresno	30 Mar 68
2.21	Gordon Windeyer	N	200254	1	Brisbane	3 Jun 78
2.21	James Watson	N	230185	2	Debrecen	14 Jul 01
2.20	Tony Sneazwell	V	041042	1	Tokyo	14 Oct 63
2.20	John Knight	V	130358	2	Brisbane	3 Feb 85
2.20	Mike Allen	W	131066	1	Perth	2 Mar 85
2.20	Joe Ellul	Q	290871	1	Adelaide	19 Dec 89
2.20	Andrew Davis	S	230171	2	Melbourne	1 Apr 90
2.20	Clayton Pugh	Q	260675	1	Melbourne	14 Dec 91
2.20	Michael Hawkey	V	061166	3	Sydney	25 Jan 92
2.20	Daniel Wiseman	S	030773	1	Adelaide	19 Nov 94
2.20	David Frazer	V	030274	1	Melbourne	12 Jan 95
2.20	Luke Temme	S	280577	1	Adelaide	2 Dec 95
2.19	Lawrie Peckham	V	041244	=1	Melbourne	23 Oct 65
2.19	Scott Ferrier	V	120674	dec	Alor Setar	11 Sep 94
2.185	Larry Sayers	N	280657	1	Tallahassee	22 Mar 80
2.18	David Hoyle	V	231263	1	Adelaide	21 Mar 81
2.18	Damian Mednis	Q	221166	1	Brisbane	8 Nov 86
2.18	Shannon Craddock	N	131180	3	Adelaide	8 Mar 00

POLE VAULT

6.05	Dmitri Markov	W	140375	1	Edmonton	9-Aug-01
5.90	Viktor Tchistiakov	S	090275	1	Salamanca	15-Jul-99
5.75	Simon Arkell	S	010766	1	Melbourne	17 Dec 95
5.75	James Miller	W	040674	1	Melbourne	29 Feb 96
5.71	Paul Burgess	W	140879	1	Perth	20 Jan 01
5.53	Don Baird	V	290551	1	Long Beach	16 Apr 77
5.51	Adam Steinhart	S	051269	1	Adelaide	14 Feb 96
5.45	Matt Filsell	S	090577	1	Adelaide	20 Mar 98
5.40	Tim Foster	S	190567	1	Melbourne	9 Mar 89
5.40	Greg Halliday	S	040972	1	Adelaide	27 Feb 93
5.40	Brett Styles	W	080372	2	Perth	4 Feb 96

5.40	Robert Hill	V	111169	1	Melbourne	3 Apr 96
5.40	Pat Jesser	S	110681	2	Sydney	17 Aug 00
5.35	Neil Honey	V	040463	1	Melbourne	21 Feb 87
5.30	Ray Boyd	V	280651	1	Melbourne	15 Mar 76
5.30	Adrian Barei	S	031072	3	Adelaide	11 Feb 94
5.30	Steve Hooker	V	160782	1	Brisbane	25 Mar 01
5.25	Steve Wilson	S	310168	2	Melbourne	20 Mar 86
5.25	Craig Schulstad	N	290475	1	Sydney	7 Jan 95
5.25	David Cardone	S	140576	1	Adelaide	13 Mar 99
5.20	Mark Jeffery	W	290470	2	Perth	9 Feb 92
5.20	Andrew Vearing	V	201172	2	Melbourne	9 Feb 97
5.20	Steven Levitzke	W	080678	3	Perth	25 Jan 97
5.20	David Jacobs	V	020979	2	Melbourne	8 Mar 01
5.19	Ed Johnson	V	281046	1	Melbourne	4 Dec 71
5.15	Andrew Stewart	V	230455	2	Melbourne	24 Feb 80
5.11	John Mattinson	S	040765	1	Adelaide	17 Mar 90
5.10	Aaron Gray	S	170373	1	Adelaide	20 Feb 93
5.10	Sam Christie	S	290878	2	Melbourne	14 Mar 98
5.10	Scott Ferrier	V	120674	dec	Kuala Lumpur	18 Sep 98
5.05	Greg Wainwright	S	170661	1	Adelaide	21 Dec 85
5.05	Kym Simons	S	050158	2	Adelaide	2 Mar 86
5.05	David Pfeiffer	V	100370	1	Melbourne	28 Nov 92
5.00	Rob Chisholm	V	251057	1	Melbourne	12 Nov 83
5.00	Peter Winter	V	170171	3	Melbourne	20 Feb 94
5.00	Trevor Dean	W	131278	4	Perth	18 Feb 96
5.00	Jagan Hames	S	011075	dec	Kuala Lumpur	18 Sep 98
5.00	Chris Lovell	S	090581	3	Adelaide	27 Nov 99
5.00	Tom Lovell	S	090581	1	Adelaide	16 Sep 00
5.00	Tim Steven	V	250979	1	Geelong	24 Nov 01
moveable runway						
5.80	Simon Arkell	S	010766	1	Adelaide	26 Jan 96

LONG JUMP

8.49	+0.6	Jai Taurima	Q	260672	2	Sydney	28-Sep-00
8.30	+1.1	Peter Burge	N	030774	1	Melbourne	2-Mar-00
8.27	+1.2	Gary Honey	V	260759	1	Budapest	20 Aug 84
8.24	+1.9	Shane Hair	W	241075	5	Seville	28 Aug 99
8.13	+1.5	David Culbert	V	170367	2	Melbourne	6 Mar 88
8.08		Chris Commons	V	091250	1	Sydney	14 Jan 78
8.07		Allen Crawley	V	150541	2	Los Angeles	9 Jul 67
8.04		Phil May	W	200945	1	Perth	8 Dec 70
7.95		Ross Blackman	Q	070451	1	Eugene	4 May 74
7.94	+0.7	Tim Parravicini	Q	250481	2	Brisbane	24 Mar 01
7.93	+0.9	Leigh Stuart	V	020171	3	Brisbane	24 Mar 01
7.92		Michael Morgan	V	300766	1	Brisbane	8 Nov 86
7.91		Murray Tolbert	N	070446	1	Sydney	4 Mar 72
7.91		Ken Lorraway	A	060256	1	Canberra	30 Jan 82
7.88	+1.8	Andrew Murphy	V	181269	1	Melbourne	24 Mar 91
7.86	+1.4	Andrew Curtis	Q	231279	4	Brisbane	24 Mar 01
7.84		Bruce Field	V	220147	dec	Melbourne	30 Jan 72
7.83	+1.3	Jagan Hames	S	011075	3	Melbourne	1 Mar 97
7.80	-2.6	Ryan Moore	W	181074	-	Perth	4 Dec 93
7.79	+1.3	Craig Furber	V	141272	1	Sydney	4 Mar 95
7.76		Ian Campbell	V	180457	2	Melbourne	13 Nov 79
7.76		Steve Knott	T	090959	1	Hobart	16 Jan 82
7.76	+1.9	Clint Harvey	Q	230668	1	Brisbane	12 Feb 89
7.76	+1.5	Graham Richards	W	090572	-	Melbourne	1 Mar 97
7.73		Graham Taylor	Q	050146	1	Canberra	25 May 71
7.73		Stacey Taurima	Q	271073	1	Brisbane	3 Mar 01
7.72		Peter Buttery	Q	160147	1	Sydney	15 Jan 71
7.71		Ian Tomlinson	W	270236	1	Sydney	1 Feb 64
7.70		Peter Halson	V	230256	1	Melbourne	1 Dec 73
7.69	-0.1	Dean Smith	Q	011167	dec	Adelaide	9 Mar 92
7.68		Peter Hadfield	N	210155	dec	Sydney	17 Dec 77
7.68		Brett Vanderwyk	V	050368	1	Melbourne	11 Jan 90
7.68	+1.2	Chris Lawson	V	261070	1	Melbourne	18 Jan 96
7.68	-0.3	Scott Ferrier	V	120674	dec	Gotzis	29 May 99
7.67		Glenn Carroll	N	150667	1	Missoula	18 May 90
7.67	+1.6	John Thornell	N	220485	1	Melbourne	9 Dec 01
7.66		Lawrie Walkley	N	130547	1	Sydney	22 Feb 69
7.66		Peter Reece	S	240844	2	Brisbane	13 Mar 71
7.66		Don Commons	V	050552	2	Sydney	14 Jan 78
7.65		Hector Hogan	Q	110731	1	Brisbane	14 Nov 53
7.65	+0.8	Mark Dalton	W	260775	6	Melbourne	14 Mar 98
indoors							
8.11		Glenn Carroll	N	150667	1	Flagstaff	2 Mar 90

TRIPLE JUMP

17.46	+1.7	Ken Lorroway	A	060256	1	London	7 Aug 82
17.32	+1.7	Andrew Murphy	N	181269	4	Seville	25 Aug 99
17.09	+0.5	Ian Campbell	V	180457	2	Melbourne	17 Jan 80
17.02A	+2.0	Phil May	W	200945	6	Mexico City	17 Oct 68
16.92	+1.0	Paul Simonsen	N	011167	2	Adelaide	26 Nov 89
16.65	+1.5	Matt Sweeney	V	270566	1	Brisbane	19 Mar 89
16.58	+1.2	Peter Beames	V	130963	1	Brisbane	13 Mar 88
16.56		Mick McGrath	V	281147	1	Sydney	27 Jan 75
16.55		Don Commons	V	050552	1	Canberra	30 Oct 77
16.36		John Baguley	W	300640	-	Perth	24 Feb 62
16.28		Ian Tomlinson	W	270236	-	Perth	24 Feb 62
16.24	+1.6	Jacob McReynolds	N	081278	1	Sydney	10 Mar 01
16.23		Graham Boase	S	121041	1	Adelaide	22 Apr 64
16.22		Phil Wood	V	291253	1	Edmonton	2 Aug 78
16.21	+0.1	Tim Barnes	N	180168	1	Sydney	18 Aug 00
16.19	+0.2	Peter Burge	Q	030774	5	Seoul	19 Sep 92
16.18	+0.5	John Mackenzie	W	230865	1	Perth	20 Jan 96
16.16	-0.5	Gary Honey	V	260759	4	Edinburgh	2 Aug 86
16.16	-1.5	Tony Brideson	S	190771	1	Adelaide	16 Dec 95
16.07	+0.5	Michael Perry	N	300977	2	Newcastle	3 Feb 01
16.05	+1.4	Josh Ferguson	Q	180280	2	Canberra	18 Feb 01
16.04	+1.8	Ian van Roden	Q	020566	-	Brisbane	5 Nov 88
16.00		Lawrie Walkley	N	130547	1	Sydney	25 Nov 72
15.96	+0.6	Jason Wight	W	200775	8	Lisbon	24 Jul 94
15.89		Ross Beames	V	181273	1	Melbourne	14 Jan 93
15.84	+0.4	Stacey Taurima	Q	271073	4	Melbourne	19 Mar 99
15.82		Robert Syme	S	100464	1	Adelaide	28 Feb 87
15.78		Jack Metcalfe	N	031212	1	Sydney	14 Dec 35
15.72	+1.1	Leigh Stuart	V	020171	1	Melbourne	11 Feb 95
15.70		Lloyd Miller	N	260815	1	Sydney	11 Feb 39
15.69		Maurie Drew	V	230642	-	Melbourne	4 Feb 67
15.66		David Commons	V	100556	3	Melbourne	12 Feb 77
15.66		Paul Cleary	V	260262	1	Melbourne	19 Dec 81
15.63		Basil Dickinson	N	250415	2	Sydney	14 Dec 35
15.61		Brian Oliver	W	260929	1	Auckland	9 Feb 50
15.61		Alex Stewart	N	200881	1	Sydney	27 Sep 01
15.60	+1.4	Llanley Crowder	N	310666	2	Sydney	15 Feb 98

SHOT PUT

20.35		Justin Anlezark	Q	140877	1	Gold Coast	10-Sep-00
19.64		John Minns	V	310567	1	Canberra	26 Jan 89
19.16		Clay Cross	N	261177	4	Kuala Lumpur	21 Sep 98
18.95		Aaron Neighbour	V	021277	1	Melbourne	30 Jul 98
18.89		Stuart Gyngell	N	251163	1	Melbourne	21 Mar 85
18.55		Craig Watson	T	271166	1	Sydney	25 Jan 92
18.54		Joe Quigley	V	051261	2	Melbourne	5 Mar 88
18.52		Phil Nettle	S	240554	1	Sydney	12 Feb 84
18.41		Scott Martin	V	121082	3	Osaka	24 May 01
18.40		Matt Barber	W	260256	1	Perth	4 Oct 81
18.39		John McNamara	Q	080461	1	Brisbane	1 Feb 86
18.32		Werner Reiterer	V	270168	2	Melbourne	23 Nov 89
18.28		Jakob Vujcic	N	080873	1	Sydney	12 Aug 00
18.23		Rhys Jones	Q	190381	2	Brisbane	3 Sep 00
18.14		Ray Rigby	V	110649	1	Melbourne	4 Mar 83
18.06		John Gorddard	W	210971	qual	Fukuoka	30 Aug 95
17.71		Greg Sedgwick	Q	110162	1	Brisbane	11 Jan 86
17.66		Jason Impey	N	260271	2	Sydney	12 Mar 94
17.56		Cole Larsen	S	080461	1	Adelaide	20 Nov 93
17.54		Wayne Barber	W	140860	1	Perth	2 Mar 85
17.52		Peter Phillips	Q	260342	1	Brisbane	23 Sep 73
17.39		Mike Barry	Q	051153	1	Melbourne	31 Mar 74
17.36		Peter Miskov	V	070338	1	Charleston	23 May 64
17.35		Warwick Selvey	N	031239	1	Melbourne	22 Apr 62
17.34		Paul Nandapi	V	211261	2	Melbourne	31 Jan 85
17.32		Chris Gaviglio	Q	031077	1	Brisbane	17 Mar 01
17.25		Bill Meywes	N	170860	1	Sydney	2 Feb 83
17.23		Ben Laidler	W	150668	1	Swansea	28 Jun 86
17.18		Alex Brown	W	091151	2	Perth	26 Mar 72
16.93		John Hancy	W	240660	2	Adelaide	7 Mar 92
16.90		Vlad Slavnic	V	100958	1	Melbourne	15 Nov 86

DISCUS THROW

65.62		Werner Reiterer	V	270168	1	Melbourne	15 Dec 87
65.06		Wayne Martin	N	260255	1	Newcastle	3 Jan 79

64.10	Vlad Slavnic	V	100958	1	Melbourne	20 Jan 88
62.66	Paul Nandapi	V	211261	1	Canberra	12 Dec 87
60.45	Peter Elvy	N	030680	1	Sydney	12 Aug 00
59.30	John Hancy	W	240660	1	Perth	13 Feb 91
58.90	Warwick Selvey	N	031239	1	Adelaide	26 Feb 67
58.42	Ben Laidler	W	150668	3	Perth	24 Jan 87
57.72	Gerard Duffy	Q	021268	1	Brisbane	14 Jan 95
57.68	Phil Nettle	S	240554	1	Sydney	23 Mar 80
57.53	Aaron Neighbour	V	021277	1	Melbourne	17 Mar 01
56.96	Dick Priman	Q	191152	1	Brisbane	4 Jun 78
56.45	Chris Gaviglio	Q	031077	2	Brisbane	21 Jul 00
56.12	Joe Quigley	V	051261	3	Melbourne	11 Nov 89
55.96	Bill Apostolidis	N	010163	1	Sydney	27 Jan 85
55.56	Graham Hicks	T	141278	1	Hobart	4 Mar 01
55.07	Jakob Vujcic	N	080873	1	Sydney	19 Jun 99
54.99	Len Vlahov	W	290640	1	Perth	12 Dec 70
54.90	Scott Martin	V	121082	3	Canberra	18 Feb 01
54.78	Scott Young	V	190372	1	Geelong	7 Mar 98
54.66	Matt Brown	V	101180	1	Melbourne	3 Mar 01
54.45	Justin Anlezark	Q	140877	1	Brisbane	1 Sep 01
54.33	Luke Poli	Q	010977	1	Townsville	3 Oct 99
54.27	Ben Harradine	N	141082	2	Canberra	19 Dec 01
54.22	Merv Kemp	S	130642	1	Adelaide	5 Mar 77
54.20	Yohan Amerasekera	V	290972	1	Geelong	9 Jan 99
54.14	Peter Lonsdale	Q	290665	1	Brisbane	10 Feb 91
54.10	Randal Humich	W	141270	2	Perth	16 Feb 91
53.92	Stephen Dwight	N	161171	1	Sydney	12 Mar 92
53.66	Ian Boller	Q	090765	1	Ingham	9 Sep 89
53.60	Ben Jaaniste	N	021173	1	Sydney	8 Feb 97
53.56	James Highland	W	020665	2	Perth	11 Jan 86
53.32	John Minns	V	310567	1	Geelong	5 Dec 87
53.10	Stuart Gyngell	N	251163	4	Melbourne	2 Mar 85
53.08	Rudy Villani	V	120152	1	Melbourne	15 Oct 77
53.04	Mark Henderson	Q	170463	1	Brisbane	27 Feb 88
53.04	Richard Fejer	V	210361	1	Melbourne	28 Nov 92
52.42	Sean Carlin	S	291167	6	Sydney	13 Mar 94
52.37	Tim Driesen	V	270384	5	Sydney	16 Feb 01
52.18	Guy Adamson	T	270963	1	Hobart	4 Jan 90

HAMMER THROW

78.99	Stuart Rendell	A	300672	1	Calgary	30-Jul-01
77.58	Sean Carlin	S	291167	1	Adelaide	11 Feb 94
75.90	Peter Farmer	N	250652	1	Vanves	14 Aug 79
74.58	Joe Quigley	V	051261	1	Melbourne	10 Mar 87
74.58	Peter Baxevanis	V	051067	1	Melbourne	12 Feb 92
73.80	Hans Lotz	V	011147	1	Melbourne	25 Apr 83
72.12	Dave Huxley	T	280258	4	Szekeres	7 Aug 88
70.96	Aaron Fish	Q	270281	1	Canberra	19 Dec 01
70.94	Phil Spivey	V	150561	1	Hechtel	5 Jul 86
70.76	Paul Carlin	S	051070	1	Adelaide	11 Feb 95
68.60	Robert Wagner	N	150956	1	Sydney	7 Oct 87
68.42	Demetri Dionisopoulos	W	280471	1	Melbourne	24 Jan 94
66.98	Justin McDonald	T	280773	1	Hobart	8 Feb 00
66.86	Craig Watson	T	271166	1	Melbourne	12 Dec 87
66.04	Christian Codila	V	070774	2	Arlington	1 Apr 94
65.16	Gus Puopolo	V	180848	2	Melbourne	6 Mar 82
65.16	Eugene Bria	S	'62	1	Adelaide	23 Feb 86
64.76	Matthew Dwight	N	020774	1	Sydney	5 Jun 93
64.32	Cameron Grant	V	260177	1	Geelong	27 Nov 99
63.68	Dick Leffler	V	270332	1	Melbourne	30 May 64
63.54	Matthew Albion	Q	310374	1	Brisbane	11 Feb 95
63.08	Loris Bertolacci	V	161254	1	Sydney	23 Mar 80
62.82	Greg Farmer	N	110755	1	Canberra	1 Oct 79
62.64	Wade Hastie	Q	040279	2	Brisbane	3 Sep 00
62.50	Andy Pollock	V	010947	3	Adelaide	21 Mar 81
62.18	Brad Monk	Q	261263	7	Adelaide	16 Mar 86
61.85	Michael Gusbeth	V	290182	3	Melbourne	15 Feb 01
61.26	Fernando Canepa	V	091276	2	Melbourne	27 Jan 00
60.98	Milo Bodiroza	N	150947	1	Sydney	4 Sep 77
60.46	Darren Billett	S	161179	1	Adelaide	1 Dec 01
60.16	Ross Corner	N	290379	1	Ghent	10 Jul 98
60.14	Matt Sandford	V	130770	1	Melbourne	19 Mar 92
60.11	Bob Brown	Q		1	Woodford	11 Aug 62

JAVELIN THROW

86.67	Andrew Currey	N	070271	1	Wollongong	22 Jul 01
84.36	Adrian Hatcher	V	060570	1	Sydney	16 Oct 99
84.20	Andrew Martin	V	120580	1	Gold Coast	5 Aug 00
79.30	Murray Keen	W	170565	1	Perth	4 Nov 89
78.04	Nick Batty	N	280869	2	Sydney	9 Feb 97
77.23	William Hamlyn-Harris	N	140178	2	Canberra	19 Dec 01
75.76	Steven Madeo	Q	170877	3	Perth	24 Jan 98
75.29	Daniel Kratzmann	Q	190281	3	Perth	5 Feb 00
75.14	Richard Brockett	Q	250575	6	Melbourne	25 Feb 99
74.66	Andrew Hall	W	280982	2	Perth	4 Mar 01
74.48	Oliver Dziubak	W	300382	1	Canberra	14 Dec 01
73.96	James Highland	W	020665	2	Sydney	29 Mar 87
73.78	Wayne Martell	Q	170764	3	Sydney	23 Feb 91
73.44	Shane Wylie	Q	300476	1	Sydney	28 Oct 95
72.56	Cameron Graham	V	080571	1	Melbourne	14 Mar 93
71.42	Piero Sacchetta	V	030467	2	Canberra	27 Jan 92
71.06	Brian Pook	T	191079	3	Sydney	16 Feb 01
70.76	Darren Marx	V	010167	5	Sydney	29 Mar 87
70.74	Brendan Tennant	NT	220472	1	Melbourne	3 Feb 94
70.58	Dean Smith	S	011167	dec	Adelaide	10 Mar 92
70.30	Ben Hodgson	S	080466	1	Adelaide	25 Feb 89
70.14	Paulo Freitag	V	050576	1	Knoxville	30 Apr 00
69.74	Nick Bennett	N	010682	4	Canberra	14 Dec 01
69.56	Scott Petie	Q	200771	1	Brisbane	31 Oct 87
69.36	Andrew Hawthorne	N	141077	qual	Sydney	23 Aug 96
69.32	Manfred Rohkamper	V	180554	2	Melbourne	26 Oct 89
69.30	Damien Kelly	Q	010681	4	Sydney	16 Feb 01
69.24	Peter Dohnt	S	021163	1	Adelaide	24 Mar 90
69.20	Dan Birks	S	090166	1	Adelaide	1 Mar 87
68.54	David Dixon	S	240765	1	Adelaide	21 Jan 91
68.46	Graeme Phillips	V	300963	1	Melbourne	3 Mar 87
68.45	Chris Barram	Q	170879	1	Melbourne	13 Mar 98
old model						
82.84	Manfred Rohkamper	V	180554	1	Sydney	22 Mar 80
81.01	Nick Birks	S	040638	1	Adelaide	24 Feb 62
80.98	Murray Keen	W	170565	1	Perth	12 Feb 86
80.42	Sig Kosciak	N	110346	1	Melbourne	1 Nov 71
80.20	Gary Calvert	S	050454	qual	Melbourne	14 Feb 81
80.06	Ron Carlton	V	290444	1	Melbourne	19 Nov 66
78.22	David Dixon	S	240765	1	Adelaide	14 Mar 84
78.12	Reg Spiers	S	141241	1	Adelaide	14 Dec 63
78.11	Alf Mitchell	N	100541	1	Perth	24 Nov 62
77.66	James Highland	W	020665	1	Sydney	8 Feb 86

DECATHLON

8,490	Jagan Hames	S	311075	1	Kuala Lumpur	18 Sep 98
(10.77,7.64m,14.73m,2.19m,49.67,14.07,46.40m,5.00m,64.67m,5.02.68)						
8,307	Scott Ferrier	V	120674	2	Kuala Lumpur	18-Sep-98
(10.84,7.59m,13.34m,2.13m,48.25,14.20,43.99m,5.10m,58.95m,4.55.65)						
8,084	Peter Winter	V	170171	1	Sydney	10 Mar 96
(10.94,7.66m,13.29m,2.00m,47.65,14.3,42.30m,5.00m,58.06m,4.55.67)						
8,036	Simon Shirley	Q	030866	15	Seoul	29 Sep 88
(11.03,7.45m,14.20m,1.97m,48.84,15.44,41.68m,4.70m,64.00m,4.27.48)						
7,964	Dean Smith	S	011167	1	Adelaide	10 Mar 92
(10.97,7.69m,13.81m,1.91m,49.28,15.35,42.16m,4.50m,70.58m,4.44.55)						
7,915	Peter Banks	N	241171	1	Hobart	15 Feb 97
(10.93,7.67m,13.64m,2.06m,48.14,15.66,40.56m,4.40m,56.08m,4.31.10)						
7,912	Paul Scott	V	290370	1	Perth	23 Mar 91
(11.01,7.07m,12.47m,1.98m,47.57,14.96,41.20m,4.70m,59.68m,4.24.76)						
7,855	Peter Hadfield	N	210155	1	Adelaide	20 Mar 81
(11.10,7.34m,13.70m,1.90m,48.93,15.29,46.70m,4.50m,60.14m,4.34.58)						
7,825	Matthew McEwen	Q	161071	1	Brisbane	24-Mar-01
(10.98,7.09m,14.19m,2.02m,49.54,14.96,40.61m,4.60m,58.26m,4.37.84)						
7,741	Rod Zuyderwyk	Q	300371	2	Tempe	14 May 91
(10.88,7.45m,12.82m,2.03m,48.39,14.50,39.52m,4.00m,55.74m,4.37.29)						

7,730	Stuart Andrews	N	170162	1	Melbourne	13 Dec 88
	(10.7,7.16m,13.86m,1.92m,49.5,15.0,42.54m,4.60m,58.74m,4.41.7)					
7,715	Nrendan Tennant-Tammo	NT	220472	2	Canberra	18 Mar 94
	(11.13,7.53m,13.90m,1.87m,49.27,15.53,41.30m,4.50m,59.80m,4.35.27)					
7,676	Anthony Hough	N	200864	2	Perth	23 Mar 91
	(10.97,7.06m,12.75m,2.07m,49.21,15.62,38.32m,4.40m,62.46m,4.37.28)					
7,598	Les Kuorikoski	Q	160374	2	Adelaide	30 Mar 97
	(11.14,6.62m,14.21m,1.95m,50.79,15.25,46.40m,4.50m,60.98m,4.47.12)					
7,461w	Chris Bradshaw	V	031161	3	Sydney	3 Dec 89
	(11.33,7.25m,12.04m,1.97m,49.75,15.39,38.24m,4.60m,50.88m,4.27.16)					
7,433w	Paul Jeffery	W	140174	3	Brisbane	9 Mar 93
	(10.99,7.17m,11.75m,1.82m,48.93,15.73,37.92m,4.60m,59.70m,4.35.71)					
7,432w	Peter Fossey	V	030659	1	Melbourne	9 Feb 86
	(10.7,7.41m,12.92m,1.92m,49.7,16.2,38.50m,4.30m,55.36m,4.30.4)					
7,420w	Geoff Smith	N	060345	1	Edinburgh	22 Jul 70
	(10.99,6.93m,13.20m,1.70m,48.70,14.66,38.82m,4.20m,60.12m,4.36.0)					
7,249w	Nick Foley	V	190669	1	Melbourne	22 Dec 96
	(10.9,7.04m,12.17m,1.86m,50.2,15.4,37.60m,4.60m,49.62m,4.31.02)					
7,241	Wayne Martell	Q	170764	2	Brisbane	14 Feb 88
	(,66.30m,)					
7,236	Rob Lethbridge	V	020353	3	Christchurch	27 Jan 74
	(11.28,7.18m,11.28m,1.91m,48.62,15.85,36.28m,3.40m,69.22m,4.30.4)					
7,236	James Fitzpatrick	T	110777	3	Sydney	10 Mar 96
	(11.23,7.04m,11.65m,2.00m,49.00,15.1,30.58m,4.80m,54.42m,4.58.94)					
7,234	Jon Morrison	N	140569	2	Canberra	2 Feb 92
	(11.0,6.68m,13.00m,1.88m,49.3,14.6,37.74m,4.40m,54.00m,4.50.4)					
7,225	Stephen Bews	V	030862	1	Melbourne	19 Dec 85
	(11.1,6.79m,12.54m,1.90m,50.8,15.7,38.11m,4.05m,59.46m,4.19.2)					
7,170	Darren Hosking	S	160369	1	Brisbane	15 Mar 89
	(11.29,7.16m,11.31m,1.97m,49.57,15.38,38.78m,4.10m,50.68m,4.43.78)					
7,166	Paul Anderson	V	120462	2	Brisbane	12 Jan 86
	()					
7,154	Todd Apted	T	210770	2	Brisbane	15 Mar 89
	(11.61,6.95m,11.21m,2.12m,51.10,15.54,32.52m,4.30m,57.54m,4.39.88)					
7,150	Warren Evans	Q	240272	2	Brisbane	7 Nov 93
	(10.67,7.38m,11.92m,1.89m,50.48,15.77,42.30m,4.30m,55.86m,5.37.69)					
7,146	Geoff Jones	N	271159	1	Sydney	12 Jan 86
	(11.09,6.80m,11.89m,1.86m,49.60,15.83,38.42m,3.90m,55.18m,4.23.97)					
7,130	Chris Nunn	S	181258	2	Brisbane	5 Sep 82
	(11.31,7.09m,11.82m,1.97m,49.98,15.00,34.86m,3.95m,48.18m,4.30.78)					
7,107	John Hamann	S	121242	2	Sydney	26 Mar 68
	(11.2,7.13m,12.06m,1.79m,48.9,15.3,35.34m,3.73m,55.48m,4.15.7)					
7,092	Hamish Halley	N	260766	1	Sydney	4 Jan 90
	(10.84,7.04m,10.87m,1.88m,48.98,15.02,33.06m,3.40m,53.98m,4.21.92)					
7,078	Bruce Field	V	220147	1	Melbourne	31 Jan 72
	(11.4,7.84m,12.15m,1.70m,46.9,14.9,33.78m,3.20m,46.82m,4.07.5)					

WOMEN**100 YARDS**

10.2	+1.3	Diane Holden	N	281063	1	Sydney	19 Feb 86
10.50		Lauren Hewitt	V	251178	1	Sydney	26 Jan 00
10.3	+0.0	Marlene Mathews	N	140234	1	Sydney	20 Mar 58
10.62	+0.5	Cathy Freeman	Q	160273	1	Hobart	17 Jan 93
10.4		Marjorie Jackson	N	130931	1	Sydney	8 Mar 52
10.4	+0.0	Betty Cuthbert	N	200438	1	Sydney	1 Mar 58
10.4	+0.0	Wendy Hayes	V	210538	3	Sydney	20 Mar 58
10.4		Ronda Jenkins	V	281043	1	Melbourne	11 Jan 65
10.4		Joan Henriksen	Q	061246	1	Sydney	18 Mar 66

10.4		Dianne Burge	S	091043	2	Sydney	18 Mar 66
10.4		Jenny Lamy	N	280249	3	Sydney	18 Mar 66
10.4		Denise Robertson Boyd	Q	151252	1	Pullman	23 Jul 78
10.4		Helen Edwards Davey	Q	230258	1	Brisbane	18 Mar 79
10.4		Melinda Gainsford	N	011071	1	Adelaide	11 Dec 94

100 METRES

11.12	+1.9	Melinda Gainsford-Taylor	N	011071	1	Sestriere	31 Jul 94
11.19	+1.6	Kerry Johnson	Q	231063	1s	Auckland	28 Jan 90
11.20A	+1.2	Raelene Boyle	V	240651	4	Mexico City	15 Oct 68
11.24	+1.4	Colleen Beazley-Pekin	W	100757	3	Brisbane	4 Oct 82
11.24	+1.1	Cathy Freeman	Q	160273	1	Brisbane	5 Feb 94
11.26	+0.3	Nova Peris	NT	250271	2	Hechtel	7 Aug 99
11.28	-0.5	Lauren Hewitt	V	251178	4q	Seville	21 Aug 99
11.29	-0.3	Tania Van Heer-Murphy	S	301270	3	Kuala Lumpur	17 Sep 98
11.33A	+1.8	Dianne Bowering-Burge	S	091043	2q	Mexico City	14 Oct 68
11.35	+1.4	Helen Edwards-Davey	Q	230258	1	Quebec City	11 Aug 79
11.35	+0.5	Denise Robertson-Boyd	Q	151252	4q	Moscow	25 Jul 80
11.39	+1.9	Diane Holden	N	281063	1	Sydney	13 Dec 80
11.39	+1.5	Debbie Wells	N	290561	1	Sydney	11 Mar 84
11.4e	+1.2	Marilyn Black	N	200544	1q	Tokyo	15 Oct 64
11.46	+1.9	Sue Clark Butler	N	170163	1	Sydney	29 Oct 88
11.46	-1.0	Melissa Moore-Medicott	N	070668	1	Brisbane	1 Feb 92
11.47	+0.9	Jodi Lambert	W	010970	1h	Perth	28 Jan 96
11.48	+1.2	Sharon Cripps	Q	290677	1	Darwin	14 Jul 00
11.50A	+0.6	Pam Ryan	V	120839	6q	Mexico City	14 Oct 68
11.50	+1.9	Jane Flemming	V	140465	2	Chiba	15 Sep 88
11.50	+0.8	Elly Hutton	V	020676	3	Sydney	18 Aug 00
11.51	+1.1	Jane Ovenden	W	240872	3	Melbourne	25 Feb 93
11.51	+1.1	Monique Dunstan-Miers	Q	281070	3	Brisbane	5 Feb 94
11.54	+1.5	Jenny McGill-Flaherty	V	310560	3	Brisbane	25 Sep 82
11.55	-0.5	Leanne Lynch	S	101260	4	Brisbane	4 Sep 82
11.56	+0.2	Esther Paolo	W	180767	1	Canberra	26 Jan 91
11.57	+0.0	Suzanne Broadrick	V	241068	5	Sydney	18 Aug 00
11.58		Kathy Wright Sambell	N	160163	2	Azusa	8 Apr 89
11.59	+1.5	Leanne O'Connor Sullivan	N	080163	2	Sydney	28 Mar 87
11.61	+1.9	Rebecca Vormister	N	090374	3	Sydney	20 Jan 91
11.61A	+0.0	Rachael Massey-Jackson	N	230376	5	Pretoria	24 Mar 00
11.62	+0.7	Anne Deller	V	310174	2	Sydney	21 Mar 95
11.62	0.0	Renee Poetschka	W	010571	3h	Duisburg	12 Jun 96
11.63	-0.4	Barbara Jordan-Wilson	Q	050552	5h	Sofia	19 Aug 77
11.64	+1.1	Brigitte Mullen	V	120666	5	Melbourne	25 Feb 93
11.64	+0.3	Veronica Lee	N	170670	2	Canberra	3 Dec 95

manual

11.0	+0.0	Denise Robertson-Boyd	Q	151252	1	Sydney	27 Oct 73
11.1		Raelene Boyle	V	240651	1	Sydney	13 Mar 71
11.1		Helen Edwards-Davey	Q	230258	1	Brisbane	3 Mar 79
11.1	+1.3	Debbie Wells	N	290561	mix	Sydney	29 Feb 84
11.2		Jenny Lamy	N	280249	1	Sydney	21 Jan 67
11.2A		Dianne Bowering-Burge	S	091043	5	Mexico City	4 Oct 68
11.2		Barbara Jordan-Wilson	Q	050552	2	Brisbane	30 Sep 73
11.3		Shirley Strickland de la Hunty	W	180725	1	Warsaw	4 Aug 55
11.3		Marion Hoffman	Q	290949	1	Sydney	5 Jul 70
11.3		Alison Ross-Edwards	N	171052	2	Sydney	13 Mar 71
11.3		Robin Boak	V	130455	2	Sydney	13 Dec 73
11.3		Suzette Sames	N	060355	1	Sydney	7 Dec 75
11.4	+1.7	Marjorie Jackson	N	130931	1	Gifu	4 Oct 52
11.4	-1.3	Betty Cuthbert	N	200438	1h	Melbourne	24 Nov 56
11.4		Kaye Thomas	N	310148	2	Sydney	18 Jan 69
11.4		Maureen Caird	N	190951	1	Sydney	7 Mar 70
11.4		Penny McCallum-Gillies	N	200751	1	Sydney	5 Feb 72
11.4		Sue Jowett	Q	140956	2	Brisbane	15 Nov 75
11.4		Lyn Tillett-Jacenko	N	150853	1h	Sydney	5 Mar 77
11.4		Maree Holland	N	250763	2	Burnaby	12 Jun 85
11.4		Rosemary Hayward	N	101180	1	Sydney	12 Sep 97

200 METRES

22.23	+0.8	Melinda Gainsford-Taylor	N	011071	1	Stuttgart	13 Jul 97
22.25	+1.3	Cathy Freeman	Q	160273	1	Victoria	26 Aug 94
22.35	+1.8	Denise Robertson-Boyd	Q	151252	1	Sydney	23 Mar 80
22.42	+2.0	Tania Van Heer-Murphy	S	301270	1	Canberra	6 Feb 99
22.45	+1.1	Raelene Boyle	V	240651	2	Munich	7 Sep 72
22.52	+1.5	Lauren Hewitt	V	251178	1	Canberra	15 Jan 00
22.74	+1.8	Nova Peris	NT	250271	8s	Seville	25 Aug 99
22.82	+1.7	Kerry Johnson	Q	231063	1	Chiba	15 Sep 88

22.83	+1.7	Maree Holland	N	250763	2	Chiba	15 Sep 88
22.88A	+2.0	Jenny Lamy	N	280249	3	Mexico City	18 Oct 68
22.94	-0.4	Melissa Moore-Medicott	N	070668	1	Canberra	1 Mar 92
22.95	+1.8	Colleen Beazley-Pekin	W	100757	3	Sydney	23 Mar 80
22.98	0.0	Debbie Wells	N	290561	1	Sydney	11 Mar 84
23.04	+1.7	Jenny McGill-Flaherty	V	310560	3	Brisbane	5 Sep 82
23.04	+1.3	Sharon Cripps	Q	290677	2	Brisbane	25 Mar 01
23.06	+0.8	Renee Poetschka	W	010571	4	Rhede	30 Jul 95
23.13	-0.1	Jodi Lambert	W	010970	1	Sydney	11 Feb 96
23.14		Diane Holden	N	281063	1	Sydney	8 Feb 81
23.18	+0.8	Marilyn Black	N	200544	3	Tokyo	19 Oct 64
23.18	+1.8	Rebecca Vormister	N	090374	1	Sydney	4 Jan 97
23.32		Sue Jowett	Q	140956	1	Auckland	19 Mar 76
23.32	+0.4	Jane Flemming	V	140465	hep	Gotzis	30 May 93
23.32	+1.1	Brigitte Mullen	V	120666	3	Brisbane	4 Feb 95
23.33	0.0	Michelle Lock	Q	290367	2	Sydney	21 Mar 95
23.36	+1.7	Sharon Stewart	V	170865	2	Canberra	6 Mar 86
23.39	+1.7	Helen Edwards-Davey	Q	230258	4	Brisbane	5 Sep 82
23.40		Kathy Wright-Sambell	Q	160163	1	Azusa	8 Apr 89
23.42	+1.7	Sue Alton-Hough	N	080666	3	Canberra	6 Mar 86
23.44	+1.8	Penny McCallum-Gillies	N	200751	5	Sydney	23 Mar 80
23.45	+0.6	Robin Boak	V	130455	7	Christchurch	29 Jan 74
23.47	+1.7	Esther Paolo	W	180767	1	Canberra	26 Jan 91
23.47	+1.8	Elona Reinalda	N	310376	2	Sydney	19 Jan 97
23.49	+0.4	Kylie Hanigan	N	181171	3	Sydney	23 Jan 93
23.50		Sue Clark Butler	N	170163	1h	Azusa	15 Apr 89
23.54		Susan Andrews	T	260571	1	Perth	18 Jan 98
23.55		Betty Cuthbert	N	200438	1	Melbourne	30 Nov 56
manual							
22.9y	+0.0	Margaret Burvill	W	021041	1	Perth	22 Feb 64
23.0		Dianne Bowering-Burge	S	091043	1	Adelaide	10 Mar 68
23.0		Sue Jowett	Q	140956	1	Auckland	6 Feb 76
23.0		Penny Gillies	N	200751	1	Brisbane	24 Feb 80
23.2y		Betty Cuthbert	N	200438	1	Hobart	7 Mar 60
23.1		Robin Boak	V	130455	1	Sydney	13 Dec 73
23.1		Margaret Sargent	N	190854	2	Sydney	3 Jan 74
23.1		Helen Edwards-Davey	Q	230258	1	Brisbane	25 Nov 78
23.1		Leanne Evans	Q	170360	1	Brisbane	21 Feb 81
23.2		Joyce Bennett	W	110545	2	Adelaide	10 Mar 68
23.2		Susan Andrews	T	260171	1	Perth	30 Nov 96
23.4y	+0.0	Marlene Mathews	N	140234	1	Sydney	22 Mar 58
23.4y		Pat Duggan	Q	101237	2	Hobart	7 Mar 60
23.3		Marion Hoffman	Q	290949	2	Melbourne	15 Mar 70
23.3		Barbara Jordan-Wilson	Q	050552	4	Brisbane	28 Feb 76
23.3		Beth Nail	W	240356	3	Sydney	20 Jun 76
23.3		Marian Fisher-O'Shaughnessy	V	061154	1	Melbourne	30 Oct 76
400 METRES							
48.63		Cathy Freeman	Q	160273	2	Atlanta	29 Jul 96
50.19		Renee Poetschka	W	010571	1	Sydney	12 Mar 94
50.24		Maree Holland	N	250763	3s	Seoul	25 Sep 88
50.78		Debbie Flintoff-King	V	200460	3	London	12 Jul 86
50.78		Michelle Lock	Q	290367	7s	Barcelona	3 Aug 92
51.08		Raelene Boyle	V	240651	1	Brisbane	4 Sep 82
51.28		Tania Van Heer-Murphy	S	301270	2	Melbourne	19 Mar 99
51.28		Nova Peris	NT	250271	3q	Sydney	23 Sep 00
51.32		Sharon Stewart	V	170865	1	Adelaide	7 Mar 92
51.35		Lee Naylor	V	260171	4	Osaka	9 May 98
51.44		Beth Nail	W	240356	5s	Montreal	28 Jul 76
51.48		Denise Robertson-Boyd	Q	151252	1	Melbourne	19 Mar 83
51.51		Tamsyn Lewis	V	200778	1	Brisbane	11 Feb 00
51.55		Susan Andrews	T	260571	2	Melbourne	14 Mar 98
51.71		Verna Burnard	S	190856	6s	Montreal	28 Jul 76
51.73		Melinda Gainsford-Taylor	N	011071	1	Brisbane	22 Jul 00
51.74		Jana Pittman	N	091182	mix	Canberra	8 Dec 01
51.90		Charlene Neighbour-Rendina	V	281247	3s	Munich	6 Sep 72
52.01		Betty Cuthbert	V	200438	1	Tokyo	17 Oct 64
52.04		Maxine Johnson-Corcoran	V	220954	1	Perth	24 Mar 79
52.06		Kylie Hanigan	N	181171	2	Canberra	28 Jan 94
52.07		Leanne Evans	Q	170360	2	Brisbane	4 Sep 82
52.41		Michelle Baumgartner	V	250763	1	Auckland	24 Jan 81
52.50		Terri-Anne Wangman-Cater	V	250956	2	Christchurch	19 Jan 80
52.59		Sally Hamilton-Fleming	W	140561	1	Canberra	7 Mar 87
52.65		Judy Canty-Peckham	V	091250	6q	Montreal	26 Jul 76
52.67		Sophie Scamps	N	150371	2	Sydney	25 Jan 92

52.78	Lauren Poetschka	W	221074	3	Perth	5 Feb 00
52.81	Kathy Sambell	Q	160163	1h	Sydney	18 Feb 89
52.83	Rosemary Hayward	N	101180	4	Brisbane	21 Mar 98
manual						
51.7	Judy Canty-Peckham	V	091250	1	Melbourne	28-Dec-75
51.9	Marian Fisher-O'Shaughnessy	V	061154	1	Melbourne	19-Feb-78
52.4y	Judy Amooore-Pollock	V	250640	1	Perth	27 Feb 65
52.4	Sandra Brown	N	030246	1	Melbourne	14-Mar-70

800 METRES

1.59.0	Charlene Neighbour-Rendina	V	281247	1	Melbourne	28 Feb 76
1.59.21	Tamsyn Lewis	V	200778	1	Canberra	15 Jan 00
1.59.73	Margaret Leaney-Crowley	V	240567	2	Durham	13 Jul 96
1.59.8	Susan Andrews	W	260571	mix	Perth	15 Jul 00
1.59.93	Judy Amooore-Pollock	V	250640	5s	Montreal	14 Jul 76
2.00.17	Sharon Stewart	V	170865	4	Oslo	6 Jul 91
2.00.2	Kaylene Coster	N	240761	mix	Sydney	24 Mar 84
2.00.23	Heather Wright-Barralet	Q	160954	mix	Melbourne	6 Mar 84
2.00.56	Terri-Anne Wangman-Cater	V	250956	4	Rome	5 Sep 81
2.00.68	Wendy Old-Abbott	S	240660	1	Melbourne	1 Apr 90
2.00.80	Lisa O'Connell-Lightfoot	V	031266	2	Melbourne	29 Feb 96
2.00.97	Michelle Baumgartner	V	250763	1	Adelaide	26 Nov 89
2.01.2	Dixie Willis	W	131241	1	Perth	3 Mar 62
2.01.3	Lyn Young-Foreman	W	050357	mix	Perth	12 Dec 87
2.01.36	Bronwyn Fleming	V	060762	1	Canberra	31 Mar 85
2.01.49	Kerrie Baumgartner	V	121067	2	Melbourne	1 Apr 90
2.01.57	Gail Millar-Luke	T	250563	3	Adelaide	26 Nov 89
2.01.73	Georgie Clarke	V	170684	6	Brisbane	8 Sep 00
2.02.05	Sandra Dawson	Q	021170	4	Melbourne	29 Feb 96
2.02.07	Julie Schwass	N	161157	2	Adelaide	16 Mar 86
2.02.1	Verna Burnard	S	190856	1	Adelaide	17 Feb 79
2.02.1	Sophie Scamps	N	150371	1	Canberra	7 Jan 92
2.02.38	Sarah Collins	A	061165	4	Adelaide	26 Jan 90
2.02.42	Melanie Collins	A	281067	1	Victoria	23 May 96
2.02.48	Maxine Johnson-Corcoran	V	220954	2	Melbourne	20 Mar 83
2.02.56	Seleena Roberts	Q	131076	1	Brisbane	15 Mar 97
2.02.80	Jodie Nykvist-Hebbard	Q	140766	1	Canberra	27 Jan 92
2.02.82	Judy Canty-Peckham	V	091250	1	Edmonton	10 Aug 78
2.03.0	Carmen de Vlieger-Campton	N	240452	3	Brisbane	4 Jun 78
2.03.07	Claire Nichols	V	220764	4	Adelaide	16 Mar 86
2.03.11	Cheryl Peasley	N	050151	3h	Munich	31 Aug 72
2.03.24	Lyn Saint-John	T	150968	1	Sydney	28 Feb 98
2.03.59	Sandra Speers-Skeggs	T	020464	5	Adelaide	16 Mar 86
2.03.83	Trish Starling	W	070967	5	Melbourne	20 Feb 97
2.03.89	Sally Lee	Q	160170	3	Canberra	27 Jan 92
2.03.89	Narelle Parr-Smith	N	060172	2	Melbourne	16 Dec 93

1,000 METRES

2.38.8	Judy Amooore-Pollock	V	250640	4	Montreal	12 Jul 76
2.39.4	Susie Power	V	260375	mix	Melbourne	7 Jan 93
2.40.42	Wendy Old-Abbott	S	240660	1	Adelaide	14 Mar 90
2.40.61	Sarah Collins	A	061165	2	Adelaide	14 Mar 90
2.41.3	Lisa O'Connell-Lightfoot	V	031266	1	Melbourne	6 Jan 94
2.42.07	Penny Just	N	010357	10	Birmingham	19 Jul 86
2.42.35	Sarah Jamieson	V	240375	1	Castleisland	11 Jun 00
2.42.80	Margaret Reddish	W	040763	2	Hamilton	21 Jan 81
2.43.3	Sacha Stephens	Q	021172	mix	Brisbane	22 Jan 93
2.43.72	Georgie Clarke	V	170684	3	Castleisland	11 Jun 00
2.43.8	Sandra Dawson	Q	021170	2	Lommel	9 Aug 97
2.44.0	Margaret Leaney-Crowley	V	240567	2	Melbourne	6 Jan 94
2.44.7	Michelle Baumgartner	V	250763	1	Hobart	4 Jan 90

1,500 METRES

4.01.34	Margaret Leaney-Crowley	V	240567	3	Oslo	6 Jul 96
4.06.09	Sarah Jamieson	V	240375	4	Nice	8 Jul 00
4.06.77	Georgie Clarke	V	170684	1	Hobart	30 Jan 00
4.07.03	Kate Anderson-Richardson	V	051173	1	Brisbane	14 Mar 96
4.07.05	Benita Willis	Q	060579	4	Melbourne	2 Mar 00
4.08.06	Jenny Orr	V	210153	4h	Munich	4 Sep 72
4.09.5	Elizabeth Rose-Miller	N	081163	mix	Sydney	29 Feb 92
4.09.54	Donna Gould	S	100666	4	Burnaby	16 Jul 84
4.09.86	Wendy Old-Abbott	S	240660	1	Melbourne	31 Mar 90
4.09.99	Jodie Nykvist-Hebbard	Q	140766	1	Brisbane	8 Feb 92
4.10.14	Michelle Baumgartner	V	250763	4	Auckland	20 Jan 90
4.10.34	Anne Leaney-Cross	V	160465	4	Brisbane	11 Feb 00

4.10.7	Suzy Walsham	N	221173	mix	Sydney	9 Mar 01
4.10.8	Carolyn Schuwalow	V	100865	4	Canberra	10 Jan 90
4.10.82	Sarah Collins	A	061165	2	Melbourne	31 Mar 90
4.11.01	Jackie Perkins	V	290865	3	Malmo	10 Aug 87
4.11.70	Penny Just	N	010357	-	Oslo	27 Jul 85
4.12.02	Susie Power	V	260375	2	Hobart	19 Feb 95
4.12.13	Sandra Dawson	Q	021170	1	Brisbane	21 Mar 98
4.12.27	Mandy Westbrook-Giblin	T	270674	7	Sydney	28 Feb 98
4.12.5	Sacha Stephens	Q	021172	mix	Brisbane	20 Feb 93
4.12.73	Melanie Collins	A	281067	7	Brisbane	11 Feb 00
4.13.2	Angela Cook	N	170953	2	Wellington	24 Jan 76
4.13.22	Angela Raines-White	Q	220374	1	Melbourne	20 Nov 94
4.13.24	Natalie Harvey	V	190175	3	Adelaide	1 Feb 97
4.13.86	Maree McDonagh	V	010167	4	Melbourne	31 Mar 90
4.14.0	Phyllis Lazarakis	W	300553	mix	Perth	23 Feb 80
4.14.22	Judy Amooore-Pollock	V	250640	7h	Montreal	28 Jul 76
4.14.44	Lisa O'Connell-Lightfoot	V	031266	3	Sydney	11 Feb 96
4.14.70	Sharon Dalton	N	021267	8	Oslo	27 Jun 85
4.14.85	Krishna Wood-Stanton	N	100566	1	Melbourne	22 Feb 87
4.15.0	Sue Garretty-Muir	N	050557	1	Sydney	22 Mar 80
4.15.54	Nicole Robinson	V	300169	5	Adelaide	7 Mar 92
4.15.67	Melissa Rollison	Q	130483	1	Melbourne	8 Dec 01
4.15.76	Eloise Poppett	N	091182	2	Hobart	28 Feb 99
4.16.45	Kelli Baird	V	110669	2	Melbourne	10 Mar 90
4.17.09	Penny Gray	T	121058	1	Perth	22 Mar 79
4.17.18	Emily Morris	N	231078	2	Brisbane	24 Mar 01
4.17.44	Anna Thompson	T	111276	3	Brisbane	24 Mar 01
4.17.66	Susan Hobson	A	130358	2	Canberra	1 Mar 92
4.17.95	Hayley McGregor	V	270579	3	Melbourne	10 Feb 01
4.17.96	Susan Robertson-Michelsson	V	290272	4	Sydney	8 Mar 96
4.18.10	Lyn Saint-John	T	150968	6	Brisbane	21 Mar 98
4.18.12	Daphne Stevens-Grehan	Q	260755	2	Perth	22 Mar 79

1 MILE

4.25.84	Margaret Leaney-Crowley	V	240567	3	Monte Carlo	10 Aug 96
4.29.28	Penny Just	N	010357	5	Oslo	27 Jul 85
4.31.2	Krishna Wood-Stanton	N	180566	mix	Canberra	15 Nov 86
4.32.73	Susie Power	V	260375	1	Melbourne	17 Dec 92
4.33.13	Suzy Walsham	N	221173	2	Sydney	7 Jan 90
4.34.99	Sharon Dalton	N	021267	8	Burnaby	18 Jun 85
4.39.15	Jackie Perkins	V	290865	1	Adelaide	26 Jan 87
4.39.68	Nicole Robinson	V	300169	2	Hobart	17 Jan 93
4.39.78	Angela Raines-White	Q	220374	mix	Brisbane	12 Nov 94
4.41.9	Terri-Anne Wangman-Cater	V	250956	1	Melbourne	15 Dec 83
4.42.03	Sarah Collins	A	061165	3	Adelaide	26 Jan 87
4.42.33	Kate Anderson-Richardson	V	051173	2	Melbourne	17 Dec 92

2,000 METRES

5.45.65	Jackie Perkins	V	290865	2	London	22 Aug 87
5.50.47	Susie Power	V	260375	10	Sheffield	4 Sep 94
5.50.66	Carolyn Schuwalow	V	100865	2	Canberra	26 Jan 89
5.52.30	Anne Leaney-Cross	V	160465	3	Canberra	26 Jan 89
5.52.55	Elizabeth Rose-Miller	N	081163	9	London	10 Jul 92
5.56.3	Angela Raines-White	Q	220374	mix	Brisbane	27 Nov 88
6.01.06	Maree McDonagh	V	010167	4	Canberra	26 Jan 89
6.10.7	Kathy Watt	V	110964		Canberra	10 Mar 84

3,000 METRES

8.42.95	Benita Willis	Q	060579	11	Rome	29-Jun-01
8.44.1m	Donna Gould	S	100666	mix	Eugene	13 Jul 84
8.48.48	Kate Anderson	V	051173	1	Hobart	16 Feb 97
8.49.61	Jackie Perkins	V	290865	2	Koblenz	13 Aug 87
8.50.34	Jenny Green-Lund	Q	110761	11	Stockholm	3 Jul 91
8.50.4m	Kerryn Hindmarsh-McCann	N	020567	mix	Sydney	6 Nov 99
8.51.39	Krishna Wood-Stanton	N	100566	2	Birmingham	27 Jun 92
8.53.17	Anne Leaney-Cross	V	160465	3	Stockholm	26 Jul 95
8.53.58	Natalie Harvey	V	190175	mix	Cardiff	5 Jul 00
8.53.87	Carolyn Schuwalow	V	100865	1	Canberra	30 Nov 91
8.56.3m	Angela Raines-White	Q	220374	mix	Brisbane	18 Dec 92
8.56.48	Susan Hobson	A	130358	2	Canberra	27 Jan 92
8.56.74	Eloise Poppett	N	091182	mix	Brisbane	2 Jul 99
8.56.93	Susie Power	V	260375	2	Lisbon	22 Jul 94
8.57.60	Kylie Risk	T	281173	1	Hobart	27 Nov 99
8.58.43	Kate Anderson-Richardson	V	051173	mix	Brisbane	21 Jul 00
9.01.5	Suzy Walsham	N	221173	mix	Sydney	19 Jan 01

9.01.7	Georgie Clarke	V	170684	mix	Melbourne	27 May 00
9.02.08	Clair Fearnley	V	070375	5	Hobart	30 Jan 00
9.02.78	Sarah Jamieson	V	240375	mix	Melbourne	30 Mar 00
9.03.45	Maree McDonagh	V	010167	2	Melbourne	9 Mar 88
9.03.64	Melissa Rollison	Q	130483	1	Melbourne	6 Dec 01
9.04.0	Penny Just	N	010357	2	Copenhagen	20 Jul 85
9.04.13	Rina Bradshaw	Q	070769	3	Melbourne	1 Apr 90
9.05.94	Hayley McGregor	V	270579	1	Melbourne	11 Feb 01
9.06.53	Sharon Dalton	N	021267	1	Berkeley	23 Jun 85
9.06.58	Alison Quelch	N	150163	5	Eugene	1 Jun 84
9.07.38	Lisa O'Dea-Ondieki	S	120560	1	Canberra	10 Jan 90
9.07.59	Elizabeth Rose-Miller	N	081163	5	Melbourne	1 Mar 01
9.07.93	Emma Carney	V	290771	4	Melbourne	25 Feb 93
9.08.68	Michelle Dillon	N	250573	1	Canberra	28 Jan 94
9.08.86	Megan Pye-Sloane	V	281153	2	Melbourne	20 Feb 83
indoors						
8.42.75	Benita Willis	Q	060579	6	Lisbon	10-Mar-01
8.48.38	Krishna Wood-Stanton	N	100566	4	Indianapolis	7 Mar 87

5,000 METRES

15.04.18	Benita Willis	Q	060579	7	Oslo	13-Jul-01
15.08.69	Kerryn Hindmarsh-McCann	N	020567	1	Brisbane	8-Sep-00
15.10.78	Kate Anderson-Richardson	V	051173	10	Oslo	4 Jul 97
15.13.44	Kylie Risk	T	281173	mix	Hobart	18 Dec 99
15.14.26	Clair Fearnley	V	070375	2	Sydney	13 Feb 00
15.18.6	Eloise Poppett	N	091182	mix	Sydney	16 Oct 99
15.20.78	Anne Leaney-Cross	V	160465	1	Melbourne	5 Feb 00
15.22.59	Natalie Harvey	V	190175	1	Melbourne	15 Feb 99
15.23.18	Susie Power	V	260375	2	Melbourne	25 Feb 99
15.26.43	Carolyn Schuwalow	V	100865	4	Melbourne	29 Feb 96
15.27.3	Donna Gould	S	100666	mix	Adelaide	6 Jun 84
15.28.16	Lisa O'Dea-Ondieki	S	120560	1	Brisbane	4 Feb 95
15.28.84	Krishna Wood-Stanton	N	100566	1	Melbourne	2 Dec 86
15.33.29	Susan Hobson	A	130358	1	Wellington	18 Jan 92
15.38.34	Jackie Perkins	V	290865	2	Melbourne	2 Dec 86
15.38.66	Susan Robertson-Michelsson	V	290272	mix	Melbourne	17 Jun 00
15.40.24	Hayley McGregor	V	270579	4	Sydney	19 Aug 00
15.40.92	Jenny Green-Lund	Q	110761	3	Rheims	3 Jul 92
15.41.79	Mandy Westbrook-Giblin	T	270674	2	Brisbane	21 Jul 00
15.42.3	Elizabeth Rose-Miller	N	081163	mix	Sydney	21 Nov 98
15.51.9	Michelle Dillon	N	250571	mix	Sydney	6 Nov 93
15.54.19	Angela Raines-White	Q	220374	6	Melbourne	23 Feb 95
15.58.44	Sue Mahony	N	221065	7	Melbourne	23 Feb 95
15.59.13	Sue Malaxos	W	301261	8	Melbourne	23 Feb 95
15.59.27	Tenille Morrissey	Q	071076	9	Sydney	7 Mar 96
16.00.0	Megan Pye-Sloane	V	281153	1	Melbourne	15 Jan 85
16.02.39	Maryann Murray	T	201069	10	Melbourne	29 Feb 96
16.07.3	Carole Connolly	Q	140968	mix	Brisbane	18 Nov 89
16.08.36	Anna Thompson	T	111276	3	Hobart	11 Mar 01
16.08.6	Sally Pierson	V	100363	2	Melbourne	15 Jan 85
16.10.06	Alison Quelch	N	150163	6h	Houston	2 Jun 83
16.11.42	Katie Swords	Q	140176	2	Eugene	1 Jun 96
16.11.80	Emma Carney	V	290771	9	Melbourne	23 Feb 95
16.12.63	Clare Carney	V	060274	10	Melbourne	23 Feb 95
16.14.04	Glenda Moore	W	180362	11	Melbourne	23 Feb 95
16.15.7	Janis Hams	S	191054	mix	Adelaide	1 Dec 82
16.17.0	Tani Ruckle	N	250662	mix	Sydney	29 Jan 92
16.19.31	Lisa Dick	V	260968	8	Melbourne	25 Feb 98
16.20.19	Martine Daniliuc	V	300679	2	Melbourne	5 Feb 00
16.20.6	Nikki Chapple	V	090281	3	Melbourne	5 Mar 98
16.20.71	Sherryn Rhodes	V	101268	6	Melbourne	25 Feb 99
16.20.90	Sharon Dalton	N	021267	1	Sydney	24 Nov 84

10,000 METRES

31.11.72	Lisa O'Dea-Ondieki	S	120560	1	Helsinki	30 Jun 92
31.26.34	Susie Power	V	260375	1	Melbourne	6 Dec 01
31.51.71	Kylie Risk	T	281173	1	Vancouver	1 Jun 96
31.54.57	Susan Hobson	A	130358	3	Mito	6 May 96
31.54.95	Carolyn Schuwalow	V	100865	1	Melbourne	10 Dec 91
31.55.65	Clair Fearnley	V	070375	2	Sydney	24 Feb 00
31.55.94	Kerryn Hindmarsh-McCann	N	020567	1	Melbourne	6 Dec 99
31.56.35	Jenny Green-Lund	Q	110761	2	Melbourne	10 Dec 91
32.07.44	Natalie Harvey	V	190175	2	Sandefjord	3 Jun 00
32.17.37	Krishna Wood-Stanton	N	100566	4	Melbourne	10 Dec 91
32.26.34	Jackie Perkins	V	290865	2	Melbourne	12 Dec 87

32.35.40	Michelle Dillon	N	250571	2	Melbourne	16 Dec 93
32.38.27	Kate Anderson-Richardson	V	051173	3	Melbourne	14 Dec 95
32.41.01	Elizabeth Rose-Miller	N	081163	2	Sydney	17 Aug 00
32.46.90	Sue Malaxos	W	301261	5	Melbourne	14 Dec 95
32.48.79	Anne Leaney-Cross	V	160465	4	Sydney	24 Feb 00
32.56.44	Tani Ruckle	N	250662	2	Melbourne	13 Dec 90
32.56.63	Katie Swords	Q	140176	1	Eugene	29 May 96
33.06.88	Clare Carney	V	060274	5	Melbourne	15 Dec 94
33.09.4	Joy Terry	A	130468	mix	Canberra	2 Nov 89
33.14.16	Jackie Gallagher	Q	101167	1	Melbourne	17 Dec 92
33.14.40	Heather Turland	N	270460	6	Melbourne	15 Dec 94
33.14.64	Susan Robertson-Michelsson	V	290272	5	Sydney	17 Aug 00
33.18.53	Emma Carney	V	290771	8	Melbourne	15 Dec 94
33.22.97	Angela Raines-White	Q	220374	9	Melbourne	15 Dec 94
33.27.20	Carole Connolly	Q	140968	4	Melbourne	8 Dec 89
33.28.1	Sally Pierson	V	100363	2	Melbourne	14 Feb 84
33.28.58	Lynn Clayton	N	080457	5	Melbourne	10 Dec 91
33.34.06	Maryann Murray	T	201069	2	Adelaide	1 Feb 97
33.35.56	Sue Mahony	N	221065	5	Melbourne	16 Dec 93
33.38.24	Glenda Moore	W	180362	9	Melbourne	14 Dec 95
33.47.78	Alison Cumming	V	190967	3	Adelaide	7 Mar 92
33.52.83	Sue Malaxos	W	301261	3	Adelaide	1 Feb 97
33.53.1	Gayelene Clews	W	191060	1	Melbourne	16 Dec 85
34.00.50	Annette Dwyer	N	030960	6	Melbourne	8 Dec 89
34.01.5	Silvana Trampuz	V	150966	1	Pordenone	27 Apr 91
34.02.0	Anne Lord	V	160461	2	Melbourne	16 Dec 85

HALF MARATHON

1:07.48.0	Kerryn Hindmarsh-McCann	N	020567	3	Tokyo	10-Jan-00
1:08.33.0	Lisa O'Dea-Ondieki	S	120560	2	Tokyo	26 Jan 92
1:10.31.0	Susan Hobson	A	130358	1	Yamaguchi	16 Mar 97
1:11.06.0	Carolyn Schuwalow	V	100865	2	Philadelphia	19 Sep 93
1:11.09.0	Elizabeth Rose-Miller	N	081163	11	Tokyo	19 Jan 97
1:12.25.0	Lynn Clayton	N	080457	3	Tokyo	26 Jan 92
1:12.31.0	Susan Robertson-Michelsson	V	290272	4	Osaka	25 Feb 01
1:12.39.0	Nickey Carroll	Q	140172	1	Noosa	27 Aug 00
1:12.46.0	Heather Turland	N	270460	9	Palma de Mallorca	29 Sep 96
1:12.52.0	Sue Mahony	N	221065	5	Tokyo	23 Jan 94
1:12.56.0	Silvana Trampuz	V	150966	4	Rome	19 Mar 00
1:13.09.0	Jackie Hallam	N	130270	5	Gold Coast	18 Jul 93
1:13.12.0	Lisa Dick	V	260968	1	Lake Macquarie	25 Jun 95
1:13.20.0	Krishna Wood-Stanton	N	100566	5	Gold Coast	11 Jul 99
1:13.26.0	Joy Terry	A	130468	1	Canberra	20 May 90
1:13.30.0	Jenny Green-Lund	Q	110761	1	Gold Coast	22 Jul 90
1:13.38.0	Tani Ruckle	N	250662	2	Gold Coast	24 Jul 88
1:13.56.0	Karen Gobby	W	180353	10	Gold Coast	12 Jul 92
1:14.36.0	Tracey Newton	V	100576	3	Inuyama	23 Feb 97
1:14.38.0	Jackie Gallagher	Q	101167	14	Gold Coast	12 Jul 92
1:14.40.0	Sue Malaxos	W	301261	14	Yamaguchi	12 Mar 94
1:14.41.0	Kerith Duncanson	N	010668	2	Canberra	20 May 90
1:14.48.0	Lorraine Davis	N	250568	57	Oslo	24 Sep 94
1:15.03.0	Kerry Jukes	Q	071167	3	Gold Coast	24 Jul 88
1:15.13.0	Samantha Hughes	Q	061174	2	Noosa	26 Aug 01
1:15.19.0	Anne Lord	V	160461	1	Melbourne	17 Aug 88
1:15.18.0	Sylvia Rose	N	310766	3	Sydney	24 May 98
1:15.20.0	Julie Rose	Q	160476	1	Brisbane	28 May 95
1:15.37.0	Sylvia Rose	N	310766	4	Sydney	26 May 96
1:15.50.0	Sally Pierson	V	100363	1	Melbourne	19 Aug 84
1:16.03.0	Maryann Murray	T	201069	2	Lake Macquarie	23 Jun 96
1:16.10.0	Jenny Dowie	V	040959	3	Melbourne	4 Jun 95
1:16.17.0	Julie McKie	V	300560	1	Melbourne	16 Aug 87
1:16.17.0	Joanne Cowan	N	080955	8	Tokyo	26 Jan 92
1:16.24.0	Clair Fearnley	V	070375	3	Noosa	29 Aug 99
1:16.30.0	Emma Carney	V	290771	2	Sydney	27 May 01
1:16.36.0	Lisa-Jane Weightman	V	160179	4	Noosa	27 Aug 00
1:16.46.0	Bronwyn Ellis	N	110471	20	Tokyo	10 Jan 00
1:16.47.0	Rina Bradshaw	Q	070769	18	Gold Coast	12 Jul 92
1:16.58.0	Isabella Woo-de Castella	A	060971	5	Lake Macquarie	25 Jun 94

MARATHON

2:23.51.0	Lisa O'Dea Ondieki	S	120560	1	Osaka	31 Jan 88
2:25.51.0	Nickey Carroll	Q	140172	4	London	18 Apr 99
2:25.59.0	Kerryn Hindmarsh-McCann	N	020567	5	London	16 Apr 00
2:31.19.0	Tani Ruckle	N	250662	4	Chicago	30 Oct 88
2:32.37.0	Susan Hobson	A	130358	10	Osaka	30 Jan 00

2:32.57.0	Sue Malaxos	W	30-12-61	14	Osaka	28 Jan 96
2:33.07.0	Sue Mahony	N	22-10-65	8	Boston	17 Apr 95
2:33.50.0	Silvana Trampuz	V	150966	5	Hamburg	25 Apr 99
2:34.10.0	Heather Turland	N	270460	3	Frankfurt	27 Oct 96
2:34.29.0	Jackie Hallam	N	130270	5	London	12 Apr 92
2:35.40.0	Lorraine Davis	N	250568	1	Noumea	21 Jul 94
2:36.42.0	Karen Gobby	W	180353	2	Gold Coast	21 Jul 91
2:36.54.0	Lisa Dick	V	260968	2	Gold Coast	12 Jul 98
2:37.12.0	Jillian Colwell	Q	130752	5	London	17 Apr 83
2:37.50.0	Megan Pye-Sloane	V	281153	2	Sydney	12 Jun 83
2:37.56.0	Rhonda Taylor-Mallinder	V	260858	1	Melbourne	9 Oct 83
2:37.56.0	Lynn Clayton	N	080457	3	Rotterdam	6 Apr 92
2:37.56.0	Sherryn Rhodes	V	101268	1	Melbourne	11 Oct 98
2:38.11.0	Krishna Wood Stanton	Q	100566	1	Sydney	28 Oct 01
2:39.12.0	Jenny Dowie	V	040959	2	Long Beach	6 Feb 93
2:39.29.0	Sylvia Rose	N	310766	3	Gold Coast	12 Jul 98
2:39.44.0	Samantha Hughes	Q	061174	2	Sakai	18 Feb 01
2:39.48.0	Elizabeth Richards-Hassall	N	230244	4	Boston	16 Apr 79
2:39.53.0	Jackie Turney	V	150558	3	Melbourne	17 Oct 82
2:40.13.0	Joanne Cowan	N	080955	3	Canberra	10 Apr 94
2:41.24.0	Dot Browne	V	060241	16	London	17 Apr 83
2:41.25.0	Mora Main	N	160149	3	Canberra	8 Apr 84
2:41.37.0	Carolyn Schuwalow	V	100865	3	Gold Coast	11 Jul 99
2:41.39.0	Trudy Fenton	T	140460	1	Canberra	9 Apr 89
2:41.59.0	Susan Robertson-Michelsson	V	290272	1	Canberra	8 Apr 01
2:43.03.0	Rosemary Longstaff	A	020351		Boston	20 Apr 81
2:43.32.0	Jan Wanklyn	W	240158	10	Duluth	20 Jun 92
2:43.40.0	Margaret Reddan	Q	090752	1	Melbourne	14 Oct 84
2:43.45.0	Bev Lucas	S	131046	2	Canberra	9 Apr 95
2:44.06.0	Emma Jackowski	V	090374	3	Melbourne	11 Oct 98
2:44.24.0	Barbara McKerrow	V	080958	25	Hiroshima	14 Apr 85
2:44.46.0	Elizabeth Patmore	Q	260257	13	Tokyo	17 Nov 85
2:44.46.0	Jenny Green-Lund	Q	110761	4	Honolulu	13 Dec 92
2:45.01.0	Shane Barrett	Q	120155	28	London	17 Apr 83
2:45.25.0	Isabella Woo-de Castella	V	060971	5	Sydney	30 Apr 00
2:45.53.0	Tania-Saree Warrick	V	140768	1	Taraniki	9 Mar 97
2:45.55.0	Desiree Letherby	S	220746	7	Canberra	8 Apr 84
2:46.09.0	Kate Maslen	N	161267	5	Gold Coast	11 Jul 99
2:46.20.0	Barbara Byrnes	V	060152	19	London	21 Apr 85
2:46.21.0	Nelly Marmy-Conus	V	241165	2	Gold Coast	25 Jun 00
2:46.30.0	Melissa Bulloch	N		28	Chicago	24 Oct 99
2:46.32.0	Adrienne Beames	V	070942	1	Scotsdale	10 Dec 77
2:46.36.0	Tessa Brockwell	V		2	Melbourne	13 Oct 85

100 METRES HURDLES

12.93	+0.9	Pam Kilborn-Ryan	V	120839	1	Warsaw	28 Jun 72
12.98	+1.8	Jane Flemming	V	140465	1	Brisbane	6 Mar 93
13.02	-1.5	Glynis Saunders Nunn-Cearns	Q	041260	hep	Los Angeles	3 Aug 84
13.10	+1.1	Penny McCallum-Gillies	N	200751	1	Sydney	23 Mar 80
13.12	+1.1	Jacquie Munro	N	041081	1	Darwin	14 Jul 00
13.20	+1.6	Debbi Edwards	N	250978	2	Gold Coast	10 Sep 00
13.31	+1.7	Fiona Cullen	Q	310879	1	Brisbane	21 Dec 01
13.32	-1.3	Jayne Beasley-Moyes	W	250166	2	Sydney	30 Jan 94
13.33	+1.3	Gaye Murphy-Dell	V	221048	1h	Christchurch	29 Jan 74
13.42		Jenny Low-Laurendet	Q	050762	2	Sydney	6 Jan 90
13.46	+1.8	Sally Heagney-Bult	W	031070	4	Melbourne	2 Mar 00
13.49	+1.0	Georgie Power	V	041182	1	Brisbane	25 Mar 01
13.53	+1.4	Miachelle Deverell	A	070770	1	Alor Setar	13 Sep 94
13.54	+1.4	Sharon Jaklofsky	Q	300968	hep	Auckland	27 Jan 90
13.57	+1.5	Simone Purvis	V	030478	2	Sydney	17 Aug 96
13.58	+1.8	Kim Wilson-Birrell	N	221167	4	Brisbane	6 Mar 93
13.60	+1.1	Robyn Strong-Lorroway	V	200761	2	Sydney	23 Mar 80
13.61	+0.9	Sherryl Morrow	V	220373	hep	Darwin	7 Jul 00
13.63	+0.0	Maureen Caird	N	190951	5h	Munich	4 Sep 72
13.65	+0.9	Clare Thompson	Q	281277	hep	Darwin	7 Jul 00
13.73	+1.9	Kym Burns	V	250271	3	Perth	24 Jan 99
13.74	+1.0	Rachel Links	N	260175	6s	Lisbon	21 Jul 94
13.79	+1.0	Jennifer Jones	W	180148	2h	Christchurch	29 Jan 74
13.80	+1.8	Gillian Ragus	W	050476	6	Brisbane	6 Mar 93
13.82	+0.3	Chris Annison-Stanton	W	121259	1h	Canberra	30 Mar 85
13.83	-1.3	Dianne Harley-Gardner	Q	290662	4	Adelaide	15 Mar 86
13.87	+0.6	Sally Moir	V	040854	3h	Christchurch	29 Jan 74
13.87	-0.5	Debbie Bloomfield-Phillips	N	210663	2	Sydney	11 Mar 84
13.87	+0.3	Jo Millar-Cubit	T	230362	2h	Canberra	30 Mar 85
13.87	+0.4	Nicole Gale	N	070477	1	Sydney	17 Feb 96

13.89	+0.7	Helen Edwards-Davey	Q	230258	4	Christchurch	31 Jan 81
13.89	-0.2	Jane Jamieson	N	230675	hep	Kuala Lumpur	16 Sep 98
13.92	+0.9	Cheryl Finch-Boswell	S	180454	3	Brisbane	4 Sep 82
13.92	+1.9	Jana Pittman	N	091182	3	Hobart	30 Jan 00
13.93	-0.5	Donna Collins-Hanna	N	211073	2h	Sydney	5 Mar 95
13.93	+1.1	Sharon Sutherland	W	100377	1	Perth	13 Feb 00
13.96	+1.1	Roxanne Gelle	W	030958	4	Sydney	23 Mar 80
13.96	+0.1	Kylie Coombe	Q	221267	hep	Adelaide	9 Mar 92
13.97	+1.1	Louise McKinnon	V	061059	5	Sydney	23 Mar 80
13.97	+0.5	Jessie Shepherd	N	291177	6	Melbourne	20 Mar 99
manual							
12.5	+0.9	Pam Kilborn-Ryan	V	120839	1	Warsaw	28 Jun 72
13.1		Maureen Caird	N	190951	1	Sydney	26 Feb 72
13.2		Diane Pease	N	101245	1	Sydney	13 Dec 73
13.5		Jennifer Jones	W	180148	1	Perth	12 Jan 74
13.5	-2.1	Cheryl Finch-Boswell	S	180454	2	Melbourne	21 Mar 76
13.5		Helen Edwards-Davey	Q	230258	2	Brisbane	16 Dec 79
13.5		Eileen Hindle	W	020149	1	Perth	2 Feb 80
13.7		Helen Windred	N	020248	2h	Melbourne	11 Mar 70
13.7		Roxanne Gelle	W	030958	1	Brisbane	3 Jun 78
13.7		Donna Scott	Q	230662	1	Brisbane	18 Nov 78

400 METRES HURDLES

53.17		Debbie Flintoff-King	V	200460	1	Seoul	28 Sep 88
55.20A		Jana Pittman	N	091182	1	Pietersburg	2 Mar 00
55.37		Lauren Poetschka	W	221074	1	Melbourne	2 Mar 00
55.55		Sally Hamilton-Fleming	W	140561	1	Ylievska	3 Jul 88
55.72		Sonia Brito	V	100679	3	Beijing	31 Aug 01
55.92		Gail Millar-Luke	T	250563	1	Adelaide	7 Mar 92
56.03		Stephanie Price	N	170772	3	Melbourne	2 Mar 00
56.31		Jenny Low-Laurendet	Q	050762	2	Sydney	3 Dec 89
56.75		Adrienne Rainbird-Mclvor	Q	020970	1h	Sydney	25 Feb 00
56.85		Lyn Young-Foreman	W	050357	1	Canberra	21 Dec 80
57.04		Renee Poetschka	W	1010571	1	Brisbane	7 Mar 93
57.06		Rebecca Campbell	W	230176	1	Brisbane	6 Mar 93
57.09		Evette Cordy	V	280973	2	Melbourne	20 Mar 99
57.23		Glynis Saunders Nunn-Cearns	Q	041260	2	Melbourne	20 Mar 83
57.28		Marian Fisher-O'Shaughnessy	V	061154	1	Canberra	4 Dec 77
57.35		Leisa Bruce-Proctor	Q	070170	3	Adelaide	7 Mar 92
57.51		Debbie Cooper-Tomsett	V	090460	3	Melbourne	1 Apr 84
57.88		Jane Flemming	V	140465	1	Sydney	21 Feb 93
58.01		Nioka Gray	N	300473	4	Sydney	13 Mar 94
58.11		Kylie Wheeler	W	170180	6	Brisbane	11 Feb 00
58.36		Josephine Fowley	N	280379	1h	Sydney	22 Aug 96
58.39		Helen Carter	W	090267	3	Brisbane	7 Mar 93
58.42		Stacey Atterton-Quitau	N	240960	2	Perth	22 Mar 79
58.53		Carmen de Vlieger-Campton	N	240451	3	Canberra	4 Dec 77
58.55		Kylie Robertson	N	260274	3	Adelaide	26 Jan 96
58.67		Melissa Mackie	A	080572	2	Canberra	6 Mar 99
58.73		Marianne Hardstaff	T	310363	4	Melbourne	20 Mar 83
58.77		Rebecca Le Tessier	W	071070	3	Perth	10 Feb 91
58.81		Rachel Delphin	T	120883	7	Sydney	13 Feb 00
58.97		Helen Graham	N	180265	3	Sydney	3 Dec 89
59.05		Catriona Larritt	V	251071	3	Sydney	5 Mar 95
59.05		Kimberley Crow	V	090885	1	Melbourne	8 Dec 01
59.06		Elizabeth Dale	N	200960	2	Perth	13 Jan 80
59.10		Cathie Wilson	V	220467	1	Melbourne	30 Mar 84
59.12		Simone Bradley	W	020274	1	Hobart	7 Dec 90
59.33		Lesley Richards	N	261063	4	Canberra	31 Mar 85
manual							
56.5		Lyn Young-Foreman	W	050357	mix	Perth	16-Jan-81
58.3		Judy Canty-Peckham	V	091250	1	Melbourne	2-Feb-75
59.1		Lyndley Longstaff	S	210359	2	Melbourne	4-Mar-86

2,000 METRES STEEPLECHASE

6.25.77		Melissa Rollison	Q	130483	1	Sydney	1-May-00
6.30.8		Mary Fien	N	010972	1	Sydney	4 Dec 96
6.42.7		Catherine Lamb	N	010682	6	Sydney	19 Dec 98
6.44.52		Aleisha Anderson	W	061185	1	Melbourne	8 Dec 01
6.46.3		Donna Tyberek	T	180677	mix	Hobart	20 Nov 99
6.47.45		Shannon Hill	N	120683	2	Sydney	1 May 00
6.48.40		Nikki Egyed	Q	190482	1	Sydney	10 Dec 99
6.48.83		Victoria Mitchell	V	250482	1	Melbourne	11 Feb 01
6.54.04		Jocelyn Keage	V	130184	3	Sydney	1 May 00
6.53.31		Marnie Ponton	A	160384	2	Melbourne	8 Dec 01

6.54.12	Carrie Bailey	N	011184	1	Hobart	25 Mar 00
6.59.2	Jane Mudge	S	210478	mix	Adelaide	9 Feb 00
6.59.7	Belinda Hogan	V		mix	Melbourne	1 Dec 01
7.02.67	Bree Keith	N	300484	5	Sydney	1 May 00
7.03.97	Carly Light	S	150985	3	Melbourne	8 Dec 01
7.04.86	Joanna Wall	V	161283	3	Hobart	25 Mar 00
7.06.6	Elaine Cooper	A	311059	mix	Canberra	13 Jan 00
7.09.49	Clare McKechnie	V	270585	4	Melbourne	8 Dec 01
7.10.0	Jessica Stingemore	W	180284	mix	Perth	27 Jan 01
7.10.5	Fiona Nash	V	230387	mix	Melbourne	27 Oct 01
7.10.81	Margo Mackintosh	Q	100581	1	Brisbane	22 Oct 99

3,000 METRES STEEPLECHASE

9.30.70	Melissa Rollison	Q	130483	1	Brisbane	4 Sep 01
10.16.01	Leah Rogers	V	170276	2	Sydney	25 Feb 00
10.20.48	Mary Fien	N	010972	1	Sydney	7 Mar 99
10.29.5	Victoria Mitchell	V	250482	1	Melbourne	15 Nov 01
10.31.10	Donna Tyberek	T	180677	mix	Hobart	11 Mar 00
10.46.00	Clare Stynes	W	070677	1	Perth	13 Feb 99
10.49.18	Jane Mudge	S	210478	6	Sydney	25 Feb 00
10.55.65	Elaine Cooper	A	311059	5	Melbourne	18 Mar 99
10.56.58	Nikki Egyed	Q	190482	1	Ballarat	5 Oct 00
11.00.41	Jane Ewels	V	220578	6	Melbourne	18 Mar 99
11.00.8m	Kim Robertson	V	060477	1	Melbourne	9 Dec 99
11.01.42	Melissa van de Water	N	030978	1	Perth	29 Sep 99
11.04.4	Cristine Cronin	V	030668	2	Melbourne	20 Jan 00

3,000 METRES WALK

11.51.26	Kerry Saxby-Junna	N	020661	1	Melbourne	7 Feb 91
12.22.09	Gabrielle Blythe	V	090369	2	Melbourne	24 Feb 94
12.26.87	Anne Pembroke-Manning	N	131159	3	Melbourne	24 Feb 94
12.27.74	Jane Saville	N	051174	2	Melbourne	25 Feb 93
12.36.21	Natalie Saville	N	070978	1	Sydney	9 Dec 95
12.40.84	Teresa Letherby	Q	050472	2	Melbourne	29 Feb 96
12.42.1	Sue Orr-Cook	V	230458	1	Canberra	10 Mar 84
12.43.0	Michelle French	N	010482	mix	Sydney	8 Nov 97
12.46.76	Jenny Jones-Billington	Q	200467	mix	Brisbane	14 Nov 92
12.48.4	Cheryl Webb	N	031076	mix	Sydney	22 Nov 97
12.48.76	Lorraine Young-Jachno	V	210959	2	Melbourne	25 Feb 92
12.49.2	Linda Coffee	N	310777	mix	Sydney	13 Jan 96
12.51.56	Weny Muldoon	V	270571	3	Melbourne	29 Feb 96
12.51.6	Louise Nicholson	V	261266	mix	Melbourne	20 Feb 92
12.56.6	Jane Lewry-Barbour	S	270766	mix	Adelaide	5 Mar 94
12.59.4	Bev Wilkins-Hayman	N	090561	mix	Sydney	21 Jan 89
13.02.71	Sally Pierson	V	100363	1	Melbourne	21 Feb 82
13.03.99	Jantien Saltet	N	240172	4	Brisbane	31 Jan 93
13.06.03	Simone Wolowiec	V	120274	4	Melbourne	24 Feb 94
13.13.7	Sharon Schnyder	V	010764	mix	Melbourne	14 Nov 91
13.14.0	Tracy Rosengrave	V	250877	mix	Melbourne	4 Mar 00
13.18.48	Renee McAskill	N	110382	2	Sydney	22 Feb 98
13.21.45	Natalie Camplin	Q	260369	5	Brisbane	1 Feb 92
13.21.5	Kellie Wapshott	V	230881	mix	Melbourne	2 Dec 99
13.26.32	Celia Massie-Bertei	V	180166	6	Melbourne	24 Feb 94

5,000 METRES WALK

20.03.0	Kerry Saxby-Junna	N	020661	1	Sydney	11 Feb 96
21.25.6	Anne Pembroke-Manning	N	131159	mix	Sydney	12 Feb 94
21.32.26	Jane Saville	N	051174	1	Melbourne	1 Mar 97
21.44.6	Natalie Saville	N	070978	mix	Sydney	6 Jan 96
21.45.16	Lisa Sheridan-Paolini	N	101262	1	Sydney	20 Feb 00
21.47.6	Gabrielle Blythe	V	090369	mix	Canberra	12 Mar 93
21.59.0	Teresa Letherby	Q	050472	3	Sydney	11 Feb 96
22.01.50	Linda Coffee	N	310777	2	Sydney	18 Feb 96
22.04.42	Sue Orr-Cook	V	230458	1	Melbourne	1 Apr 84
22.08.5	Jenny Jones-Billington	Q	200467	4	Brisbane	6 Mar 93
22.13.0	Simone Wolowiec	V	120274	mix	Melbourne	20 Nov 97
22.15.0	Sally Pierson	V	100363	1	Melbourne	27 Jan 84
22.15.5	Jane Lewry-Barbour	S	270766	1	Adelaide	16 Feb 94
22.15.5	Michelle French	N	010482	mix	Sydney	20 Dec 97
22.17.32	Lorraine Young-Jachno	V	210959	4	Sydney	4 Jan 90
22.24.9	Wendy Muldoon	V	270571	mix	Melbourne	9 Mar 95
22.29.2	Cheryl Webb	N	031076	mix	Sydney	15 Nov 97
22.34.30	Jo Strangman	A	171175	mix	Canberra	17 Feb 95
22.36.6	Jantien Saltet	N	240172	mix	Sydney	28 Nov 92
22.37.8	Bev Wilkins-Hayman	N	090561	1	Sydney	5 Nov 88

22.40.3	Sharon Schnyder	V	010764	1	Bendigo	25 Jan 92
22.41.2	Louise Nicholson	V	261266	1	Melbourne	5 Jan 92
22.44.6	Celia Massie-Bertei	V	180166	mix	Melbourne	14 Mar 91
22.44.66	Renee McAskill	N	110382	3	Sydney	7 Mar 96
22.49.3	Jill Barrett-Maybir	Q	130764	7	Sydney	10 Mar 96
22.59.19	Rachel Thompson	N	211162	2	Sydney	24 Feb 85

10KM.WALK (ROAD)

41.30.0	Kerry Saxby-Junna	N	020661	1	Canberra	27 Aug 88
42.15.0	Jane Saville	N	051174	6	Eisenhuttenstadt	8 May 99
43.28.0	Gabrielle Blythe	V	090369	-	Hawkesbury	10 Jul 93
44.27.0	Anne Pembroke-Manning	N	131159	1	Melbourne	21 Jan 96
45.10.0	Natalie Saville	N	070978	2	Melbourne	27 Feb 97
45.18.0	Jill Barrett-Maybir	Q	130764	3	Melbourne	27 Feb 97
45.19.0	Sue Cook	V	230458	1	Brisbane	28 Jun 87
45.22.0	Wendy Muldoon	V	270571	1	Melbourne	19 Jul 98
45.25.0	Lorraine Young-Jachno	V	210959	1	Melbourne	19 May 91
45.25.0	Wendy Muldoon	V	270571	28	Eisenhuettentstadt	11 May 96
45.38.0	Sally Pierson	V	100363	1	Melbourne	8 May 82
45.40.0	Simone Wolowiec	V	120274	1	Melbourne	14 Dec 97
45.51.0	Jane Lewry-Barbour	S	090561	2	Melbourne	21 Jan 96
46.06.0	Jenny Jones-Billington	Q	200467	1	Canberra	28 Aug 93
46.06.0	Teresa Letherby	Q	050472	3	Melbourne	17 Dec 95
46.43.0	Cheryl Webb	N	031076	-	Rio Maior	15 Apr 00
46.50.0	Bev Wilkins-Hayman	N	090561	1	Richmond	24 May 86
47.01.0	Linda Coffee	N	310777	1	Naumburg	28 Apr 96
47.02.0	Celia Massie-Bertei	V	180166	2	Melbourne	19 May 91
47.25.0	Sharon Schnyder	V	010764	3	Melbourne	25 Aug 91
47.25.0	Lyn Ventris	W	021056	1	Sydney	Jun 01
47.26.0	Sue Narbey	W	251164	2	Canberra	24 Aug 85
47.28.0	Carolyn Vanstan-Ferguson	V	140868	4	Melbourne	25 Aug 91
47.28.0	Jo Strangman	A	171175	5	Canberra	29 Jan 95
47.41.0	Jantien Saltet	N	240172	6	Canberra	25 Jan 93
47.42.0	Rachel Thompson	N	211162	1	Sydney	28 Apr 84
47.42.0	Lisa Sheridan-Paolini	N	101262	1	Melbourne	6 Aug 00
47.58.0	Michelle French	N	010482	1	Gosford	16 May 98
48.00.0	Natalie Camplin	Q	260369	6	Adelaide	4 Mar 92
48.11.0	Tracy Rosengrave	V	250877	1	Melbourne	15 Jul 01
48.26.0	Jenny Crooks	S	090476	9	Melbourne	27 Feb 97
48.44.0	Karen Iselin	Q	210956	1	Brisbane	23 Jul 89
48.47.0	Anne Ryan	N	020762	3	Adelaide	26 Jun 83
48.52.0	Natalie McKean	N	130671	8	Melbourne	25 Aug 91
49.05.0	Miriam Harding	A	020656	1	Canberra	27 May 89
49.06.0	Louise Nicholson	V	261266	4	Melbourne	8 Dec 91
49.32.0	Debbie Foster	T	201279	1	Ballarat	11 May 97
49.37.0	Heather McDonald	V	130849	24	Grassau	16 Jun 90

20KM.WALK

1:28.56.0	Jane Saville	N	051174	1	Copenhagen	6 May 00
1:29.36.0	Kerry Saxby-Junna	N	020661	2	Naumburg	30 Apr 00
1:33.00.0	Lisa Sheridan-Paolini	N	101262	1	Sydney	8 Jul 00
1:34.25.0	Cheryl Webb	N	031076	6	Rio Major	15 Apr 00
1:34.27.0	Anne Pembroke-Manning	N	131159	1	Hawkesbury	10 Jul 93
1:34.35.0	Wendy Muldoon	V	270571	1	Melbourne	16 Aug 98
1:34.44.0	Simone Wolowiec	V	120274	1	Canberra	16 Jan 00
1:34.44.0	Lyn Ventris	W	021056	1	Melbourne	16 Dec 01
1:36.16.0	Jenny Jones-Billington	Q	200467	2	Hawkesbury	10 Jul 93
1:36.19.0	Sally Pierson	V	100363	1	Melbourne	15 Jul 84
1:36.23.0	Sue Orr-Cook	V	230458	1	Canberra	7 Jul 84
1:36.32.0	Natalie Saville	N	070978	1	Melbourne	12 Dec 99
1:37.34.0	Teresa Letherby	Q	050472	2	Adelaide	3 Sep 95
1:37.48.0	Jill Barrett-Maybir	NT	130764	1	Sydney	7 Sep 97
1:37.59.0	Bev Wilkins-Hayman	N	090561	1	Sydney	15 Jul 89
1:39.02.0	Jane Lewry-Barbour	S	270766	3	Hawkesbury	10 Jul 93
1:39.03.0	Jo Strangman	A	171175	1	Sydney	5 Aug 95
1:39.49.0	Sue Narbey	W	251164	1	Perth	13 Jul 85
1:40.02.0	Gabrielle Blythe	V	090369	1	Melbourne	24 May 92
1:40.36.0	Sharon Schnyder	V	010764	1	Adelaide	14 Jul 91
1:40.38.0	Jenny Crooks	S	090476	2	Melbourne	1 Sep 96
1:40.49.0	Carolyn Vanstan-Ferguson	V	140868	1	Melbourne	8 Sep 91
1:40.49.0	Tracy Rosengrave	V	250877	3	Melbourne	6 Jul 97
1:41.17.0	Anne Ryan	N	020762	3	Canberra	13 Jul 85
1:41.29.0	Lorraine Young-Jachno	V	210959	2	Richmond	14 Jul 90
1:42.17.0	Lara Kara-Ali	S	060278	4	Melbourne	12 Dec 99
1:42.22.0	Heather McDonald	V	130849	1	Melbourne	12 Sep 93

HIGH JUMP

1.98	Vanessa Browne-Ward	W	050163	1	Perth	12 Feb 89
1.98	Alison Inverarity	W	120870	1	Ingolstadt	17 Jul 94
1.96	Chris Annison Stanton	W	121259	hep	Adelaide	26 Jan 85
1.95	Gai Kapernick	Q	200970	1	Melbourne	7 Feb 91
1.93	Katrina Gibbs-Morrow	N	070459	1	Edmonton	11 Aug 78
1.91	Deann Bopf	Q	130262	1	Brisbane	4 Jan 90
1.91	Andrea Hughes	T	121273	2	Perth	13 Feb 94
1.90	Sharon Barber-Carlin	S	290865	3	Perth	27 Mar 88
1.90	Lisa Bruty	V	020577	1	Sydney	10 Aug 98
1.90	Petrina Price	N	260484	1	Melbourne	8 Dec 01
1.88	Jenny Talbot	V	140764	3	Adelaide	16 Mar 86
1.88	Sherryl Morrow	V	220373	hep	Melbourne	19 Dec 98
1.87	Jane Flemming	V	140465	hep	Adelaide	14 Mar 87
1.87	Jo Millar-Cubit	T	230362	hep	Adelaide	14 Mar 87
1.87	Loretta Kiss	T	040170	1	Hobart	28 Oct 89
1.86	Ann Divito-Turnbull	S	101162	hep	Melbourne	9 Mar 85
1.86	Donna Robertson	N	271061	1	Sydney	21 Dec 85
1.86	Leah Cranston	Q	250270	2	Brisbane	16 Feb 86
1.86	Joanne Lamont	V	230867	1	Adelaide	14 Mar 86
1.86	Cathy Lee	S	080562	2	Adelaide	26 Feb 89
1.86	Jane Jamieson	N	230675	hep	Goteborg	9 Aug 95
1.86	Belinda Blay	V	191176	2	Melbourne	29 Feb 96
1.86	Carmen Hunter	Q	261078	1	Melbourne	14 Mar 98
1.86	Leah Alexander	V	020482	1	Canberra	13 Dec 98
1.85	Melissa Harris	N	060177	2	Canberra	27 Jan 92
1.85	Jane Millington	W	160776	3	Perth	13 Feb 94
1.85	Gabrielle Conroy	N	270875	2	Walnut	17 Apr 99
1.85	Karen Dickson	W	161080	1	Perth	26 Nov 00
1.84	Joanne Gracey	Q	240265	3	Sydney	30 Jan 94
1.835	Michele Brown	N	030739	1	Sydney	1 Nov 64
1.83	Sandra Moran	S	050261	2	Adelaide	26 Feb 83
1.83	Glynis Nunn-Cearns	Q	041260	hep	Canberra	14 Apr 84
1.82	Cathy Soanes	V	090257	3	Perth	25 Mar 79
1.82	Tracey Hinde	Q	050164	1	Adelaide	7 Dec 80
1.82	Tracey Brand	Q	050165	1	Hobart	12 Dec 82
1.82	Cathy Sharpe	N	080267	2	Hobart	12 Dec 82
1.82	Theresa Martin	Q	080472	1	Sydney	3 Mar 88
1.82	Kylie Coombe	Q	221267	hep	Sydney	2 Dec 89
1.82	Karina Turner	S	160872	4	Adelaide	7 Mar 92
1.82	Kathy Spalding	V	300581	1	Melbourne	13 Feb 98
1.82	Ebony McIver	Q	241080	1	Melbourne	18 Mar 99
1.82	Casey Narrier	W	290585	2	Melbourne	8 Dec 01

POLEVVAULT

4.60	Emma George	V	011174	1	Sydney	20 Feb 99
4.56	Tatiana Grigorieva	S	081075	1	Yokohama	15 Sep 01
4.25	Bridgid Isworth	V	151081	4	Brisbane	11 Feb 00
4.20	Rachel Dacy	V	101176	1	Melbourne	11 Jan 00
4.20	Kym Howe	W	120680	4	Perth	5 Feb 00
4.00	Tracey Shepherd	W	290669	2	Sydney	10 Aug 98
4.00	Rosanna Ditton	N	070679	1	Melbourne	10 Feb 01
3.99	Christie Elwin	S	040681	1	Adelaide	21 Feb 98
3.85	Lauren Eley	S	061283	1	Adelaide	8 Dec 00
3.80	Wendy Young	S	180384	1	Adelaide	2 Feb 01
3.75	Melanie O'Brien	V	190576	=4	Melbourne	14 Mar 98
3.75	Tracy Young	S	180384	1	Adelaide	4 Mar 00
3.75	Ashlee Hayes	V	221184	1	Melbourne	29 Jul 00
3.70	Jenny Lovell	S	140283	1	Adelaide	28 Mar 98
3.70	Debbie Hundt	Q	301180	2	Canberra	11 Dec 98
3.70	Erryn Boxall	W	311084	2	Perth	27 Jan 01
3.70	Fiona Buchanan	V	071281	9	Brisbane	25 Mar 01
3.65	Jana Tankosic	S	100486	4	Melbourne	8 Dec 01
3.60	Melissa Harris	N	060177	1	Sydney	7 Mar 96
3.60	Jacinta Lynn	V	120285	=2	Melbourne	1 Dec 01
3.60	Kym Lawson	V	150682	2	Melbourne	11 Dec 01
3.55	Sarsha McGowan	Q	220883	5	Brisbane	23 Mar 01
3.50	Andrea Hopkin	W	290676	3	Sydney	9 Mar 96
3.50	Danielle Wyke	V	241078	1	Melbourne	7 Feb 97
3.50	Lara Buggy	W	150879	7	Melbourne	28 Feb 97
3.50	Belinda Barnes	S	220977	2	Adelaide	6 Feb 99
3.50	Alice Hawryskiewicz	S	010983	2	Adelaide	8 Mar 00
3.45	Jackie Robbins	V	200282	1	Melbourne	22 Nov 97
3.45	Helen Szuster	S	280883	1	Canberra	10 Dec 98
3.45	Dawn Hartigan	V	131156	3	Melbourne	20 Nov 99

3.45	Rebecca Weisz	V	130380	1	Melbourne	29 Jan 01
3.41	Katherine Rogers	W	170186	2	Perth	2 Dec 01
3.40	Belinda Tolley	V	290176	1	Melbourne	7 Feb 98
3.40	Tammy Newport	N	220381	2	Sydney	29 Jul 00
3.40	Charmaine Lucock	Q	080487	1	Gold Coast	21 Oct 01
3.40	Cathy Georgiou	V		5	Geelong	24 Nov 01
3.40	Simone Carre	W	221082	2	Perth	15 Dec 01
3.35	Alexia Alle	Q	141179	qual	Melbourne	13 Mar 98
3.31	Naomi Bligh	N	060986	1	Sydney	1 Dec 01
3.30	Jessica Lauder	S	050982	3	Adelaide	26 Jan 98
3.30	Allisha McKenzie	Q	270480	1	Brisbane	15 Feb 98
3.30	Belinda Gates	N	130982	1	Canberra	7 Mar 98
3.30	Dhana-Maree Crozier	A	150471	2	Canberra	11 Mar 00
3.30	Anthea Kotyla	S	210984	3	Adelaide	11 Feb 01
3.30	Jamie Scroop	S	290388	1	Adelaide	1 Dec 01
3.20	Jodie Grace	N	071278	1	Sydney	21 Dec 96
3.20	Debbie Light	S	040458	2	Adelaide	21 Jan 00
3.20	Sarah Wiltshire	V	200379	3	Melbourne	3 Mar 01
3.20	Krista Meares	Q	221187	1	Brisbane	27 Oct 01
3.10	Abbie Beard	N	110583	=4	Canberra	12 Dec 98
3.10	Jessica Lyden	T	070583	1	Hobart	25 Nov 00
3.10	Heather Chandler	S	201183	2	Adelaide	2 Dec 00
3.10	Narelle Henderson	V	300184	1	Melbourne	8 Nov 01
3.10	Jessica Turner	V	230283	4	Melbourne	11 Dec 01
3.10	Danielle O'Reilly	S	051088	2	Adelaide	1 Dec 01

LONG JUMP

6.88	+2.0	Bronwyn Thompson	Q	290178	2	Brisbane	7-Sep-01
6.87	+0.1	Nicole Boegman	N	050367	1	Gateshead	14 Aug 88
6.86	+1.5	Robyn Strong-Lorroway	V	200761	1	Canberra	23 Feb 86
6.78	+1.4	Jane Flemming	V	140465	1	Auckland	2 Feb 90
6.70	+1.8	Lyn Tillett-Jacenko	N	150853	1	Brisbane	18 Mar 78
6.66	-0.8	Glynis Saunders Nunn-Cearns	Q	041260	hep	Los Angeles	4 Aug 84
6.62		Linda Parr-Garden	N	171055	1	Auckland	25 Jan 81
6.58	+0.7	Erica Nixon-Hooker	Q	151253	2	Edmonton	11 Aug 78
6.57	-1.8	Kylie Reed	W	171274	1	Sydney	27 Feb 00
6.49	+1.1	Kym Burns	V	250271	1	Melbourne	4 Feb 99
6.47	+1.8	Jane Jamieson	N	230675	3	Melbourne	14 Mar 98
6.46	+1.0	Megan McLean-Cleary	V	090364	1	Canberra	16 Nov 85
6.45	+0.8	Shermin Oksuz	W	240384	1	Brisbane	24 Mar 01
6.43	+1.7	Sharon Sutherland	W	100377	4	Brisbane	25 Mar 01
6.40	+1.8	Chris Annison-Stanton	W	121259	1	Adelaide	21 Mar 81
6.36	+2.0	Sandra Priestley	Q	210565	2	Canberra	6 Mar 86
6.36		Jo Millar-Cubit	T	230362	2	Sydney	28 Mar 87
6.36	+2.0	Vicki Piggin	N	151175	1	Sydney	13 Dec 97
6.35		Sharon Jaklofsky	Q	300968	3	Starkville	16 May 92
6.33		Helen Frith	N	120739	1	Sydney	13 Feb 65
6.33		Kim Thorley	Q	181064	-	Perth	15 Dec 79
6.33	+1.7	Chris Sharp	V	181262	1	Melbourne	5 Mar 89
6.33	+1.5	Kathleen Norman	Q	220880	2	Brisbane	25 Aug 01
6.31		Diane Pease	N	101245	1	Sydney	13 Mar 71
6.30	+2.0	Ann Divito-Turnbull	S	101162	3	Adelaide	14 Mar 84
6.29		Lenore Liscombe	Q	310746	1	Brisbane	5 Mar 66
6.29	+1.1	Peta Kennedy	V	200571	1	Melbourne	1 Apr 90
6.28		Chris Booth	N	151155	1	Sydney	7 Feb 79
6.26		Eileen Hindle	W	020149	1	Perth	25 Mar 73
6.26	+0.4	Emma Cochrane	V	051279	6	Brisbane	25 Mar 01
6.25		Jan Carroll	W	030944	1	Perth	4 Dec 65
6.25	+1.7	Tambi Jogis	V	031178	1	Sydney	4 Aug 96
6.25	+0.6	Kerrie Perkins	N	020479	4	Melbourne	19 Mar 99
6.25	+0.7	Clare Thompson	Q	281277	hep	Sydney	25 Feb 00
6.24		Pam Kilborn-Ryan	V	120839	1	Melbourne	21 May 66
6.22		Jayne Beasley-Moyes	W	250166	1	Perth	20 Feb 83
6.22	+1.0	Alexia Papadatos	N	211080	qual	Anancy	30 Jul 98
6.21		Sylvia Mitchell	N	131037	1	Sydney	27 Feb 60
6.19		Amanda O'Neill	V	300870	1	Melbourne	27 Nov 86
6.18		Katie Csardas	N	301051	1	Sydney	20 Feb 71
6.16		Erica Parkin	W	100155	1	Perth	25 Mar 73
6.16	+1.9	Donna Johnstone	Q	100370	-	Brisbane	18 Mar 90
indoors							
6.38		Sharon Jaklofsky	Q	300968	1	Ames	8 Feb 92

TRIPLE JUMP

13.82	+1.9	Nicole Mladenis	W	220975	1	Perth	9 Dec 00
13.54	+1.3	Mariklud Viduka	V	231272	1	Hobart	22 Feb 98
13.36	-0.7	Carmen Miller	T	180778	qual	Sydney	24 Aug 96
13.28	+1.7	Nicole Boegman	N	050367	1	Adelaide	26 Jan 95
13.13	+1.1	Sarah Sydney	Q	160284	-	Sydney	11 Dec 99
13.07	+0.4	Leanne Wickham	V	140574	1	Melbourne	9 Feb 92
12.95	+1.6	Gillian Ting	N	200177	1	Newcastle	3 Feb 01
12.91	-0.2	Paula Lodge	S	100177	3	Melbourne	20 Mar 98
12.90	+1.5	Kylie Stephanos	S	220975	1	Adelaide	20 Feb 94
12.81	-1.2	Amy Walker	Q	260978	1	Melbourne	30 Sep 98
12.71	+0.8	Melissa Moss	Q	251074	7	Sydney	26 Feb 00
12.70	+0.3	Jane Denning	V	080481	2	Sydney	18 Aug 00
12.70		Michelle Apostolou	S	031279	1	Adelaide	17 Nov 01
12.69	+1.8	Katie Sumpton	N	250778	4	Sydney	20 Feb 00
12.66	+1.2	Kelly Hill	T	110781	1	Melbourne	18 Mar 99
12.55	+1.7	Sarah Asamoah	Q	'85	1	Brisbane	19 Oct 00
12.48	+0.5	Kym Burns	V	250171	-	Sydney	5 Dec 88
12.46	-0.7	Natalie Fagg	N	040879	1	Adelaide	25 Mar 95
12.44	-0.1	Karen Charlton	N	300672	2	Adelaide	7 Mar 92
12.40	+1.7	Maree McDonald	Q	010872	1	Brisbane	18 Feb 96
12.38		Ann Turnbull	S	101162	1	Adelaide	17 Nov 84
12.37		Alison Inverarity	W	120870	1	Perth	10 Mar 91
12.37		Lisa Antill	N	141082	1	Sydney	11 Nov 00
12.37		Rebekah Williams	W	020684	1	Perth	27 Oct 01
12.36	-1.2	Melissa Tucker	N	030180	1	Hobart	14 Dec 97
12.36	-1.5	Simone Carre	W	221082	1	Perth	17 Feb 01
12.35	+1.1	Sharen Fidge	N	280479	1	West Palm Beach	26 May 99
12.35	+2.0	Kate O'Donnell	N	021184	1	Melbourne	8 Dec 01
12.34	+0.5	Fiona Fisher	N	231074	qual	Sydney	24 Feb 00
12.34	+0.5	Jarah Jennings	Q	150186	1	Brisbane	4 Feb 01
12.33	-0.4	Rachel Delphin	T	120883	6	Hobart	30 Jan 00
12.29	+1.4	Karen Lyne	V	250573	-	Melbourne	5 Feb 00
12.27		Sharon Ward	S	150469	1	Adelaide	5 Feb 94
12.26	+0.0	Anna Coster	S	050983	1	Sydney	10 Dec 99
12.25	+1.6	Evelyn Bucher	V	141074	1	Hobart	7 Dec 90
12.25	+1.7	Stella Totsis	N	270175	1	Sydney	15 Feb 92
12.25	+1.5	Linda Caruana	N	211079	1	Sydney	23 Nov 96
12.23		Crystal Cragan	W	010885	2	Perth	27 Oct 01
12.22	+0.2	Danielle Collins	S	140374	1	Adelaide	18 Dec 89
12.22	-0.3	Hannah Green	N	020978	4	Sydney	7 Mar 99
12.21		Glynis Saunders Nunn-Cearns	Q	041260	1	Adelaide	23 Feb 86
12.19	+1.8	Edyta Jasinska	W	300967	1	Perth	21 Jan 88
12.19	+0.5	Katrina Tarrant	N	081172	1	Sydney	30 Jan 88
12.17	-0.5	Natalie Dick	T	270976	1	Hobart	25 Mar 94
12.17	+1.1	Jeanette Bowles	V	140179	2	Melbourne	29 Nov 01
12.16	+1.9	Julia Dawson	N	151079	5	Melbourne	13 Mar 98
12.14		Rebecca Pugh	W	130373	1	Perth	18 Feb 89
12.12	+1.7	Emma Cochrane	V	051279	-	Sydney	9 Dec 95
12.12	+1.7	Anna Ugov	N	241181	3	Sydney	17 Jan 98
12.11	-1.4	Emelia Asemoah	N	250777	1	Brisbane	27 Oct 94
12.11	+0.8	Emma Knight	V	020985	3	Melbourne	8 Dec 01

SHOT PUT

19.74		Gael Mulhall-Martin	V	270856	1	Berkeley	14 Jul 84
18.04		Astra Vitols	V	190760	1	Canberra	26 Jan 88
17.64		Bev Francis	V	150255	1	Melbourne	6 Dec 80
16.91		Sue Reinwald	V	280563	1	Melbourne	29 Oct 83
16.61		Lisa-Marie Vizaniari	Q	141271	3	Viuctoria	24 Aug 94
16.38		Jean Roberts	V	180843	1	Birmingham	9 Apr 72
16.30		Daniela Costian	Q	300765	1	Brisbane	6 Mar 93
16.22		Helen Toussis	Q	300175	1	Brisbane	18 Jul 98
16.20		Luigina Torso-Taylor	N	300656	1	Sydney	7 Jan 78
16.18		Chris Schultz	V	090151	2	Melbourne	18 Jan 84
16.15		Michelle Haage	N	141174	1	Auckland	31 Mar 01
15.68		Nicole Carkeek	V	280371	1	Auckland	23 Jan 90
15.67		Samantha Cox	N	170470	2	Sydney	12 Mar 94
15.64		Anne Karner-Laurens	V	081250	1	Sydney	5 Jul 70
15.60		Bernadette Serone	N	111068	1	Sydney	17 Feb 96
15.33		Lisa Patterson	Q	130678	2	Melbourne	20 Feb 97
15.33		Hannah Riley-Schneider	N	020574	1	Sydney	9 Mar 98
15.06		Pat Donnelly	V	100261	3	Melbourne	27 Jan 83
15.06		Kirran Moss	A	290375	qual	Fresno	25 Apr 98
15.03		Yvette Ykema	V	030569	2	Bad Reichenall	21 Jun 86
15.02		Allison McAdam	V	080272	1	Melbourne	20 Nov 93

14.96	Debbie Turnbull	N	240479	1	Anderlecht	11 Jul 98
14.95	Greta Larsen	T	080466	2	Canberra	20 Jan 87
14.95	Katrina Steele	N	020781	3	Sydney	28 Feb 98
14.73	Sue Howland	Q	040960	2	Melbourne	22 Nov 80
14.69	Jane Jamieson	N	230675	1	Sydney	13 Jun 98
14.62	Kylie Standing	N	201175	3	Sydney	18 Jun 94
14.51	Jane Flemming	V	140465	5	Sydney	11 Feb 96
14.45	Andrina Rovis-Herman	W	160861	1	Canberra	13 Mar 82
14.43	Jane Keen	N	120748	1	Adelaide	9 Mar 68
14.37	Shona Hutchinson	V	250976	1	Brisbane	11 Dec 94
14.32	Denise Passmore	V	110674	2	Melbourne	17 Nov 94
14.25	Heidi Wittesch	S	300557	1	Adelaide	19 Dec 87
14.18	Byrony Glass	W	310377	2	Melbourne	1 Mar 97
14.10	Michelle Bancroft	N	050365	2	Sydney	20 Jan 85

DISCUS THROW

68.72	Daniela Costian	Q	300765	1	Auckland	22 Jan 94
65.86	Lisa-Marie Vizaniari	N	141271	2	Melbourne	2 Mar 97
63.73	Alison Lever	Q	131072	1	Sydney	26 Feb 00
63.00	Gael Mulhall-Martin	V	270856	1	Melbourne	11 Jan 79
57.93	Monique Nacsa	Q	261076	1	Sydney	15 May 01
57.30	Sue Reinwald	V	280563	2	Berkeley	22 Jun 85
57.13	Christy Mara-Thiel	N	300474	1	Sydney	24 Feb 01
56.70	Astra Vitols	V	190760	1	Canberra	13 Feb 88
55.91	Jean Roberts	V	180843	1	Melbourne	15 Jan 74
55.47	Katrina Steele	N	020781	1	Sydney	15 Nov 97
54.80	Debbie Pickersgill	Q	230380	2	Canberra	14 Dec 01
54.60	Felicity Johnston	N	311271	4	Sydney	13 Mar 94
54.19	Kathy Dodsworth	N	081175	1	Sydney	17 Jan 98
53.42	Luigina Torso-Taylor	N	300656	2	Brisbane	4 Jun 78
53.28	Debbie Turnbull	N	240479	2	Sydney	15 Nov 97
52.71	Deborah Lovely	Q	200683	2	Brisbane	3 Sep 00
52.64	Denise Ashford	N	280756	1	Sydney	19 Jan 75
52.62	Vanessa French	W	111069	3	Perth	19 Nov 89
52.27	Alesha Sayner	V	141181	1	Geelong	9 Jan 99
51.94	Jane Keen	N	120748	1	Sydney	3 Feb 68
51.88	Kylie Jones	Q	260177	1	Brisbane	23 Oct 93
51.26	Heidi Wittesch	S	300557	1	Adelaide	1 Mar 86
51.02	Sue Culley	N	120352	1	Sydney	19 Feb 75
51.00	Andrina Rovis-Herman	W	160861	1	Canberra	13 Mar 82
50.96	Anne Karner-Laurens	V	081250	3	Melbourne	15 Jan 74
50.86	Alani Dilo	N	240379	2	Brisbane	23 Mar 97
50.84	Yvette Ykema	V	030569	5	Athens	20 Jul 86
50.64	Rosslyn Williams	N	090543	1	Sydney	6 Jan 62
50.61	Mary Breen	N	030133	1	Sydney	22 Feb 64
50.50	Rochelle Sutton	V	121070	1	Sydney	12 Dec 86
50.12	Chris Schultz	V	090151	1	Melbourne	14 Feb 81
49.92	Michelle Haage	N	141174	3	Arlington	4 May 96
49.84	Natasha Shankleton	N	220178	1	Sydney	23 Nov 96
49.48	Leigh Hapgood	Q	190281	1	Brisbane	3 Oct 98
49.40	Jenny Everson	N	200274	2	Sydney	19 Mar 92
49.36	Jodie McMartin	Q	210679	3	Sydney	21 Jul 96
49.26	Bev Francis	V	150255	2	Melbourne	14 Mar 81
49.24	Claire Mills-Thornton	S	290167	2	Adelaide	1 Mar 86
49.00	Mary McDonald	N		1	Sydney	14 Mar 64

HAMMER THROW

70.19	Bronwyn Eagles	N	230880	1	Calgary	30-Jul-01
67.95	Debbie Sosimenko	N	050474	5	Sydney	29 Sep 00
65.38	Karyne Perkins-Dimarco	N	140378	2	Brisbane	6 Sep 00
63.15	Byrony Glass	W	310377	3	Canberra	6 Feb 99
62.64	Brooke Krueger	S	090780	4	Melbourne	1 Mar 01
62.49	Brenda MacNaughton	N	070576	2	Melbourne	14 Mar 98
61.32	Denise Passmore	V	110674	2	Gold Coast	5 Aug 00
59.47	Maree Ryabovitch	N	010380	7	Sydney	27 Feb 00
58.30	Kellie Hall	N	270179	3	Sydney	17 Nov 01
57.16	Nicole Robertson	N	040782	1	Melbourne	6 Dec 01
56.06	Lyndelle Taylor	N	290178	6	Melbourne	14 Mar 98
55.78	Gabrielle Neighbour	V	221183	1	Melbourne	14 Dec 00
54.74	Natasha Shankleton	N	220178	1	Canberra	7 Feb 98
54.70	Deborah Lovely	Q	200683	6	Gold Coast	10 Sep 00
53.41	Briony Rheuben	Q	300182	1	Brisbane	22 Jan 00
53.14	Sharyn Tennent	Q	081180	1	Gold Coast	7 Nov 99
53.10	Tracey Phillips	W	300169	1	Melbourne	26 Nov 94
53.07	Raelene Warren	V	170278	2	Melbourne	15 Feb 98

52.58	Lara Woodbury	N	301272	4	Hobart	19 Feb 95
52.30	Anthea Rallis	S	150777	2	Adelaide	27 Nov 99
51.98	Kathy Walton-Newman	Q	130167	1	Brisbane	12 Feb 93
50.80	Stacey Sullivan	V	051278	2	Melbourne	11 Jan 96
50.54	Kirran Moss	A	290375	7	Edwardsville	21 May 98
50.08	Michelle Haage	N	141174	3	Sydney	5 Feb 00
49.90	Pam Matthews	V	080258	1	Melbourne	4 Feb 93
49.56	Narelle Craig	S	020378	1	Adelaide	18 Jan 97
49.52	Bernadette Serone	N	111068	1	Melbourne	31 Mar 90
49.40	Teresa Cokley	Q	041072	1	Brisbane	17 Dec 94
49.33	Breanne Clement	N	020782	3	Adelaide	7 Dec 00
49.25	Rebecca Neilson	V	180983	2	Melbourne	29 Nov 01
48.65	Sian Cooper	V	230282	2	Melbourne	16 Nov 00
48.04	Jenny Laskovska	V	140574	1	Melbourne	12 Nov 94
48.00	Kylie Hughes	T	110571	1	Hobart	22 Feb 92
47.66	Michelle Randall	V	190273	2	Melbourne	28 Jan 93
47.40	Breanna Neighbour	V	290981	2	Melbourne	13 Oct 01
47.18	Katrina Steele	N	020781	3	Hobart	12 Dec 97
46.85	Alyssa Vella	N	180584	2	Sydney	2 May 00
46.69	Belinda Maher	W	170283	1	Perth	3 Nov 01
46.24	Brydie Ewart	N	060978	1	Sydney	23 Feb 96
46.16	Cathy Gardiner	N	100272	2	Sydney	31 Oct 92
46.14	Abbie Newson	N	140182	1	Sydney	25 Nov 99
45.88	Nicole Emzin-Boyd	N	170272	1	Sydney	19 Nov 94
45.82	Louise McPaul-Currey	N	240169	1	Wollongong	10 Feb 96
45.67	Alexie Brown	W	040186	1	Bendigo	25 Feb 01
45.54	Frances Cassettari	N	130573	3	Sydney	4 Sep 93
45.16	Anita Merry	V	270675	1	Melbourne	21 Mar 92

JAVELIN THROW - new model

66.80	Louise McPaul-Currey	N	240169	1	Gold Coast	5-Aug-00
64.62	Joanna Stone	Q	041072	2	Gold Coast	5-Aug-00
54.98	Kathryn Mitchell	V	100782	1	Ballarat	7-Dec-01
53.88	Rosemary Hooper	V	040878	2	Brisbane	25-Mar-01
53.67	Cecilia McIntosh	V	210679	1	Auckland	31-Mar-01
51.83	Kimberley Mickle	W	281284	1	Debrecen	14-Jul-01
50.85	Stephanie Hancock	Q	090382	1	Brisbane	9-Nov-01
50.19	Jane Jamieson	N	230675	hep	Darwin	8-Jul-00
49.90	Carly Cairns	Q	200682	1	Sydney	12-Dec-99

JAVELIN THROW - old model

69.85	Joanna Stone	Q	041072	1	Johannesburg	11-Sep-98
69.80	Sue Howland	Q	040960	2	Belfast	20 Jun 86
69.28	Petra Rivers	V	111252	1	Brisbane	20 Mar 82
66.96	Louise McPaul-Currey	N	240169	1	Kuala Lumpur	9 Sep 98
65.74	Pam Matthews	V	080258	1	Brisbane	16 Dec 79
61.53	Kate Farrow	S	060567	1	Sydney	18 Feb 96
58.12	Cherry Harvey	Q	211166	1	Hamilton	20 Feb 88
57.84	Chris Thompson-Hunt	N	150650	1	Melbourne	20 Mar 76
57.40	Anna Pazera Bocson	S	251136	1	Cardiff	24 Jul 58
56.70	Jeanette Kieboom	S	030959	2	Canberra	6 Mar 86
56.44	Lara Woodbury	N	301272	2	Sydney	12 Feb 95
54.76	Margaret Phillpott	N	220554	2	Brisbane	19 Mar 77
54.16	Cecilia McIntosh	V	210679	1	Wanganui	17 Jan 98
53.40	Janne Ware	T	291170	1	Hobart	4 Jan 90
53.26	Sharon Clarke	N	130268	1	Sydney	31 Dec 88
53.08	Monique Wylie	Q	180477	2	Brisbane	13 Nov 93
52.46	Terri Wrenn	W	201157	3	Melbourne	8 Nov 80
52.30	Janina Kennedy-Riley	N	250252	1	Sydney	22 Feb 75
52.14	Jenny Symon-Elwin	S	071253	2	Christchurch	29 Jan 74
51.69	Mary Thomas	N	300544	1	Brisbane	14 Mar 69
51.39	Margaret Parker	N	300649	1	Kingston	11 Aug 66
50.96	Colleen Palmer	W	230771	1	Brisbane	12 Dec 87
50.78	Lisa McHarg	N	140763	1	Sydney	19 Feb 84
50.70	Leanne Dennis	N	030763	1	Canberra	14 Mar 81
50.36	Cathy Wilkinson	S	280363	1	Adelaide	18 Dec 82
50.34	Diane White	N	240851	1	Sydney	7 Feb 70
49.66	Gabrielle Prenter	T	241170	1	Hobart	14 Nov 87
49.56	Julie Gething	W	'69	1	Perth	28 Feb 87
49.38	Tracey Oliver	V	030162	2	Melbourne	31 Oct 81
49.34	Jeanette Boyce	S	'64	1	Adelaide	7 Dec 85
49.32	Lyndall Kennedy	N	'67	2	Sydney	4 Apr 87

HEPTATHLON

6,695	Jane Flemming	V	140465	1	Auckland	28 Jan 90
	(13.21, 1.82m, 13.76m, 23.62, 6.57m, 49.28m, 2.12.53)					
6,387	Glynis Saunders Nunn-Cearns	Q	041260	1	Los Angeles	4 Aug 84
	(13.02, 1.80m, 12.82m, 24.06, 6.66m, 35.58m, 2.10.57)					
6,354	Jane Jamieson	N	230675	2	Kuala Lumpur	17 Sep 98
	(13.89, 1.82m, 14.36m, 24.67, 6.28m, 48.14m, 2.17.24)					
6,118w	Sharon Jaklofsky	Q	300968	1	Sydney	3 Dec 89
	(13.35, 1.76m, 13.08m, 24.90, 6.34m, 42.76m, 2.20.76)					
5,958	Clare Thompson	Q	281277	2	Darwin	8-Jul-00
	(13.65, 1.75m, 11.67m, 24.56, 6.06m, 42.14m, 2.16.55)					
5,938	Chris Annison-Stanton	W	121259	1	Perth	4 Mar 85
	(13.9, 1.90m, 12.77m, 24.8, 6.02m, 40.36m, 2.20.53)					
5,895w	Kylie Coombe	Q	221267	2	Sydney	3 Dec 89
	(13.68, 1.82m, 13.16m, 24.99, 5.68m, 41.94m, 2.22.93)					
5,883	Jo Millar-Cubit	T	230362	2	Brisbane	14 Apr 85
	(13.97, 1.83m, 10.30m, 24.65, 6.20m, 36.20m, 2.13.86)					
5,877	Mandy Heath	S	141180	2	Osaka	26-May-01
	(14.76, 1.80m, 12.63m, 24.84, 5.97m, 44.07m, 2.19.24)					
5,817	Sherryl Morrow	V	220373	1	Sydney	25-Feb-00
	(13.65, 1.85m, 11.54m, 25.63, 5.98m, 39.34m, 2.22.55)					
5,788	Peta Kennedy	V	200571	1	Melbourne	27 Mar 90
	(14.30, 1.70m, 12.18m, 24.59, 6.30m, 35.56m, 2.16.33)					
5,722	Ann Divito-Turnbull	S	101162	3	Brisbane	14 Apr 85
	(15.17, 1.77m, 11.19m, 25.10, 6.27m, 42.38m, 2.19.61)					
5,709	Louise McPaul-Currey	N	210169	1	Sydney	10 Jan 93
	(14.95, 1.79m, 12.96m, 26.29, 5.66m, 53.16m, 2.27.07)					
5,702	Kylie Wheeler	W	170180	3	Osaka	26-May-01
	(14.12, 1.80m, 11.44m, 25.05, 5.94m, 33.23m, 2.15.31)					
5,539w	Katie Harders-Ackermann	Q	210463	1	Melbourne	27 Mar 90
	(14.59, 1.67m, 11.80m, 25.26, 6.11m, 32.70m, 2.14.38)					
5,441	Lesley Richards	N	261063	3	Canberra	15 Apr 84
	(14.52, 1.59m, 10.55m, 24.58, 5.63m, 40.76m, 2.14.58)					
5,421	Leisa Bruce-Proctor	Q	070170	2	Adelaide	10 Mar 92
	(14.40, 1.79m, 9.87m, 25.27, 5.47m, 34.66m, 2.15.00)					
5,355	Theresa Martin	Q	080472	2	Brisbane	9 Mar 93
	(14.66, 1.73m, 9.79m, 25.28, 5.89m, 37.04m, 2.23.77)					
5,289	Gai Kapernick	Q	200970	1	Brisbane	16 Dec 90
	(15.57, 1.81m, 12.29m, 26.22, 5.62m, 42.46m, 2.35.80)					
5,283	Sarah Wiltshire	V	200379	1	Melbourne	5-Dec-99
	(15.2, 1.76m, 11.27m, 26.06, 6.02m, 31.81m, 2.21.8)					
5,258	Cathy Jeon	N	030270	1	Brisbane	13 Dec 87
5,239	Virginia Young	N	240276	1	Sydney	9 Jan 00
	(15.47, 1.70m, 12.01m, 26.51, 5.78m, 34.61m, 2.18.70)					
5,238	Wendy Smart-De Vroom	N	291259	5	Canberra	15 Apr 84
	(14.51, 1.65m, 10.01m, 24.93, 5.56m, 36.72m, 2.22.35)					
5,188	Jeannine Ward	N	260273	1	Adelaide	10 Mar 92
	(14.37, 1.76m, 10.01m, 25.65, 5.63m, 34.50m, 2.31.52)					
5,172	Gillian Ragus	W	050476	3	Melbourne	16-Dec-01
	(14.11, 1.54m, 11.70m, 25.39, 5.43m, 32.52m, 2.18.29)					
5,171	Fiona Fewtrell	N	020169	3	Adelaide	10 Mar 92
	(15.22, 1.70m, 11.85m, 26.57, 5.27m, 42.74m, 2.26.49)					
5,161	Margaret Hamley	N	110361	4	Adelaide	3 Apr 83
	(15.11, 1.70m, 11.98m, 26.03, 5.97m, 30.80m, 2.30.10)					
5,161	Sharon Barber-Carlin	S	290865	1	Perth	24 Jan 88
	(14.8, 1.81m,					
5,156	Jhodie Hammond	V	030764	6	Brisbane	14 Apr 85
	(15.65, 1.59m, 12.05m, 26.12, 5.62m, 40.24m, 2.20.57)					
5,142	Melissa Tucker	N	030180	1	Hobart	13 Dec 97
	(15.47, 1.73m, 10.83m, 25.57, 5.85m, 29.35m, 2.23.02)					
5,113	Joanne Sinclair-Burke	T	'69	2	Melbourne	10 Apr 88
	(14.3, 1.65m, 10.62m, 24.8, 5.67m, 27.06m, 2.22.4)					
5,090	Nicole Muir	A	010578	1	Sydney	9 Dec 95
	(14.92, 1.61m, 10.58m, 25.57, 5.56m, 35.82m, 2.24.9)					
5,081	Simone Purvis	V	030478	1	Melbourne	21 Dec 97
	(13.69, 1.64m, 10.12m, 25.03, 5.46m, 32.52m, 2.34.11)					
5,080	Jacqueline Hodges	N	011081	4	Sydney	18-Aug-00
	(14.71, 1.55m, 10.27m, 25.06, 5.54m, 37.33m, 2.24.27)					
5,078	Georgina Hale	V	240363	6	Canberra	15 Apr 84
	(15.38, 1.74m, 10.43m, 25.49, 5.07m, 35.14m, 2.19.43)					
5,035	Amanda Thomas	N	311264	1	Canberra	15 Apr 84
	(15.65, 1.77m, 10.17m, 26.56, 5.57m, 37.22m, 2.28.51)					
5,032	Nola Hodgson	V	111064	5	Brisbane	15 Mar 89
	(14.16, 1.64m, 8.36m, 24.71, 5.16m, 35.20m, 2.23.37)					
5,015	Chris Randall	S	'67	2	Canberra	15 Apr 84
	(15.69, 1.74m, 9.61m, 25.54, 5.59m, 38.28m, 2.32.91)					
5,015	Megan Minehane	Q	211073	1	Brisbane	16 Jan 93
	(15.3, 1.65m, 10.11m, 26.1, 5.79m, 34.68m, 2.22.4)					

AUSTRALIAN RANKING LIST 2001

Compiled by Paul Jenés Athletics Australia Statistician

MEN**100 METRES**

10.11	+1.9	Matt Shirvington	N	251078	1	Perth	4-Mar
10.14		Shirvington			3q	Edmonton	4-Aug
10.19	+0.9	Shirvington			1	Brisbane	24-Mar
10.21	+0.2	Shirvington			6	Zurich	16-Aug
10.22	+1.3	Shirvington			2	Luzern	26-Jun
10.25	+1.0	Patrick Johnson	A	260972	1s	Brisbane	24-Mar
10.26	+1.0	Paul Di Bella	Q	120277	2s	Brisbane	24-Mar
10.26	+0.7	Shirvington			1s	Brisbane	24-Mar
10.26	+0.9	Johnson			2	Brisbane	24-Mar
10.27	+0.9	Shirvington			1h	Brisbane	23-Mar
10.27	+0.9	Di Bella			3	Brisbane	24-Mar
10.29	+1.9	Di Bella			3	Perth	4-Mar
10.29	-0.3	Shirvington			1h	Edmonton	4-Aug
10.36	+0.8	David Baxter	V	270377	1h	Beijing	27-Aug
10.37	+0.9	Adam Basil	V	140475	4	Brisbane	24-Mar
10.42	+1.9	Troy Davies	N	231079	5	Perth	4-Mar
10.44	+1.9	Nigel Biggs	W	310877	7	Perth	4-Mar
10.49	+1.8	David Geddes	N	260182	1	Sydney	1-Dec
10.50	+1.0	Steve Brimacombe	V	070571	4s	Brisbane	24-Mar
10.50	+1.0	Gavin Hunter	Q	050175	5s	Brisbane	24-Mar
10.52	+1.8	Kane Watson	W	260782	1	Perth	21-Dec
10.53	+1.8	Ambrose Ezenwa (Ngr)	N	100477	2	Sydney	1-Dec
10.56	+1.9	Rod Buchanan	W	130477	8	Perth	4-Mar
10.57	-1.1	Darryl Wohlsen	Q	060373	2	Brisbane	10-Mar
10.59	+1.8	Scott Richardson	N	150581	3	Sydney	1-Dec
10.60	+1.2	Tim Williams	V	091281	2	Brisbane	11-Aug
10.60	+1.8	Adam Miller	N	220684	4	Sydney	1-Dec
10.65	+0.0	Shem Hollands	N	150177	1	Sydney	3-Mar
10.66	+0.1	Kris Neofytou	N	030584	1	Bendigo	25-Feb
10.69	-0.8	Kieran Noonan	N	070976	5	Sydney	16-Feb
10.69	+0.0	David Thom	V	010776	2	Canberra	18-Feb
10.71	+1.7	Lukas Chodat	N	250481	1	Canberra	3-Mar
10.71		Adam Dart	Q	050979	1	Gold Coast	4-Mar
10.71	+1.9	Jamie Barnes	Q	170883	1h	Brisbane	25-Oct
10.72	-1.1	Pat Birgan	Q	180572	4	Brisbane	10-Mar
10.73	+1.5	Evan King	V	040371	1	Ballarat	27-Jan
10.73	+0.6	Brad McNicol	N	150276	5h	Brisbane	23-Mar
10.74	-0.3	Brett Eaton	W	240284	1	Sydney	12-Jan
10.74	+1.5	Peter O'Dwyer	V	180466	2	Ballarat	27-Jan
10.75	+0.0	Campbell Tonkin	V	210181	3	Canberra	18-Feb
10.75	+1.2	Michael Budlender	V	020882	5h	Tel-Aviv	8-Jul
10.76	-0.9	Stephen Hadfield	N	300979	1	Sydney	14-Jan
10.77	+1.1	Fabrice Lapiere	N	171083	1h	Sydney	12-Oct
10.77	+1.0	Russell Parker	N	121280	1	Sydney	17-Nov
10.78	+0.9	Ashley Rowan	V	230968	5h	Brisbane	23-Mar
10.78	+0.5	Braden Fraser	V	020677	5h	Brisbane	23-Mar
10.78	+1.8	Nathan Anderson	N	160680	7	Sydney	1-Dec
10.79	-1.5	Ross Smith	N	300673	2h	Newcastle	3-Feb
10.79	+0.8	Ryan Hoffman	Q	160272	1h	Brisbane	10-Mar
10.79	+0.9	Ian Carapeto	Q	070478	4h	Brisbane	23-Mar
10.80	+1.0	Mohd Roache (Sam)	N	280179	3	Sydney	17-Nov
10.81	+0.8	Scott Wells	T	220483	3	Brisbane	25-Mar
10.82		Simon Bresnehan	T	151274	1	Hobart	3-Mar
10.82	+1.4	Tim Johnson	S	120873	1	Adelaide	27-Oct
10.83	+1.6	Robert Colling	W	020171	1	Perth	3-Feb
10.86	+0.5	Jason Galea	N	261171	4h	Brisbane	23-Mar
10.88	+1.5	Clayton Veltman	V	270678	3	Ballarat	27-Jan
10.88	+0.7	Bruce Robin	N	210874	1	Sydney	1-Dec
10.89	+1.6	Courtney McLeod	Q	180483	1	Gold Coast	21-Oct
10.89	+1.8	Warwick Cregan	W	020584	3	Perth	21-Dec
10.90	+0.7	John Thornell	N	220485	1	Sydney	13-Sep
10.91	-0.7	Stuart Anderson	Q	190679	3	Brisbane	26-Mar
10.91	-0.0	David Pearson	Q	290183	1	Brisbane	15-Jun
10.91	+0.0	Caleb Tonkin	V	020285	1	Melbourne	27-Oct
10.91	-1.5	Casey McMahon	V	140980	1	Melbourne	15-Nov
10.91		Craig Sconce	A	200681	2	Canberra	24-Nov
wind-assisted							
10.13	+2.5	Patrick Johnson	A	260972	1	Canberra	18-Feb

10.33	+2.5	Troy Davies	N	231079	4	Canberra	18-Feb
10.35	+2.5	Adam Basil	V	140475	5	Canberra	18-Feb
10.58	+4.0	Scott Richardson	N	150581	4	Hobart	11-Mar
10.61	+2.2	Craig Sconce	A	200681	1	Canberra	13-Oct
10.63	+3.9	Lee Clark	N	091271	2	Sydney	6-Jan
manual							
10.3		Paul Pearce	V	080177	1	Melbourne	3-Feb
10.4		Peter Walsh	V	121076	1	Melbourne	3-Feb
10.4		Kip McFarland	Q	040375	1	Maroochydore	25-Nov
10.5	+0.3	Nathaniel Carr	Q	051179	1	Brisbane	5-Jan
10.5		Campbell Tonkin	V	210181	1	Melbourne	2-Feb
10.5		Robin Calleja	V	051273	2	Melbourne	3-Feb
10.6		Bryce Barnwell	V	140279	2	Melbourne	3-Feb
10.6	+0.1	Adam Burbridge	V	030986	1	Melbourne	20-Oct
10.6		Casey McMahon	V	140980	1	Melbourne	11-Dec

200 METRES

20.52	+1.2	Patrick Johnson	A	260972	1h	Brisbane	25-Mar
20.59	+1.1	Johnson			1	Brisbane	25-Mar
20.64	+0.5	Johnson			1	Canberra	18-Feb
20.66	+1.1	Paul Di Bella	Q	120277	2	Brisbane	25-Mar
20.67	-0.9	Johnson			1	Melbourne	1-Mar
20.75	+1.1	Paul Pearce	V	080177	=3	Brisbane	25-Mar
20.75	+1.1	Darryl Wohlsen	Q	060373	=3	Brisbane	25-Mar
20.77	+1.4	Pearce			1h	Brisbane	25-Mar
20.83	-1.1	Johnson			1	Visby	19-Jul
20.92	+1.4	Di Bella			2h	Brisbane	25-Mar
20.95	-1.1	Wohlsen			1	Brisbane	11-Mar
20.96	-1.1	Di Bella			2	Brisbane	11-Mar
20.96	-0.4	Wohlsen			1h	Brisbane	25-Mar
20.96	+1.7	Tim Williams	V	091281	2h	Beijing	30-Aug
20.98	+1.1	Daniel Batman	N	200381	1	Sydney	24-Feb
21.01	+1.2	David Flowers	V	090980	2h	Brisbane	25-Mar
21.10	+1.7	Shem Hollands	N	150177	1	Sydney	10-Mar
21.31	-1.5	David Baxter	V	270377	1	Gold Coast	12-Aug
21.35	+1.7	Matt Woodhouse	N	020374	2	Sydney	10-Mar
21.36	-0.4	Adam Basil	V	140475	4h	Brisbane	25-Mar
21.37	+0.5	David Thom	V	010776	5	Canberra	18-Feb
21.43	-1.9	Mark Moresi	N	210774	1	Newcastle	3-Feb
21.43	+2.0	Fabrice Lapierre	N	171083	1	Sydney	24-Nov
21.43	+1.1	Scott Wells	T	220483	1	Canberra	15-Dec
21.44	-0.9	Steve Brimacombe	V	070571	3	Melbourne	1-Mar
21.44	+0.9	Anton Booth	Q	070370	2h	Brisbane	11-Mar
21.44	+0.9	David Geddes	N	260182	1	Brisbane	24-Mar
21.47	+1.3	Kris Neofytou	N	030584	1	Sydney	28-Jan
21.49		Scott Bailey	T	030576	1	Launceston	11-Nov
21.49		Shaun Bailey	T	161179	2	Launceston	11-Nov
21.51	+2.0	Bruce Robin	N	210874	3	Sydney	24-Nov
21.54	+2.0	Peter Vassella	N	071271	4	Sydney	24-Nov
21.56	+1.1	Brad McNicol	N	150276	2	Sydney	24-Feb
21.56	+0.5	Chris Carroll	A	090574	1	Canberra	10-Mar
21.60	-2.1	Jamie Barnes	Q	170883	1	Melbourne	9-Dec
21.63	+0.4	Brett Eaton	W	240284	4s	Debrecen	14-Jul
21.65	-3.4	Ross Fowler	Q	080782	3	Auckland	31-Mar
21.66	+2.0	Luke Trembath	N	100282	1h	Sydney	11-Feb
21.66	=1.1	Nicholas Fox	A	190369	2	Canberra	15-Dec
21.67		Michael Rehardt	Q	091281	1	Gold Coast	4-Mar
21.69	+2.0	Nathan Anderson	N	160680	5	Sydney	24-Nov
21.69	-1.8	Casey Vincent	V	170379	1	Melbourne	13-Dec
21.70	+1.1	Jason Kougelis	N	241170	3	Sydney	24-Feb
21.71	+2.0	Stephen Hatch	N	241279	6	Sydney	24-Nov
21.72		Simon Bresnehan	T	151274	2	Hobart	4-Mar
21.74	-1.0	Michael Crump	N	091079	1	Sydney	24-Feb
21.75		Kane Watson	W	260782	1	Perth	18-Nov
21.76	+1.8	Clinton Hill	N	190480	3	Sydney	4-Feb
21.76	-1.8	Clayton Veltman	V	270678	2	Melbourne	13-Dec
21.81	+0.0	Nathaniel Carr	Q	051179	2	Brisbane	23-Feb
21.83	+1.6	Travis Jenkins	W	140780	7h	Brisbane	25-Mar
21.83	+2.0	John Thornell	N	220485	1	Sydney	15-Sep
21.83	-3.0	Adam Miller	N	220684	1	Melbourne	8-Dec
21.86	+1.2	Andrew Pym	N	200677	6h	Brisbane	25-Mar
21.87	-1.5	Mark Ormrod	S	011282	1	Adelaide	23-Feb
21.87	-0.6	Matthew Masselos	N	181280	1	Sydney	10-Mar
21.87	-2.1	Casey McMahon	V	140980	2	Melbourne	13-Dec
21.88	-1.0	Brett McPherson	N	161078	2	Sydney	24-Feb

21.90	-0.5	Justin Lewis	V	110974	1	Melbourne	8-Nov
21.90		Shaun Mayne	W	270570	2	Perth	18-Nov
wind-assisted							
21.04	+3.9	David Geddes	N	260182	1	Sydney	10-Nov
21.29	+2.2	Adam Basil	V	140475	1	Canberra	24-Feb
21.29	+3.9	Kris Neofytou	N	030584	2	Sydney	10-Nov
21.32	+2.3	Casey Vincent	V	170379	3	Shizuoka	3-May
21.52	+2.4	Declan Stack	W	090873	1	Perth	3-Feb
manual							
21.2		Brendan Cole	V	290581	1	Melbourne	24-Nov
21.3		Craig Brown	V	041281	1	Melbourne	3-Mar
21.3		Kip McFarland	Q	040375	1	Sunshine Coast	17-Nov
21.4		Nathaniel Carr	Q	051179	1	Brisbane	5-Jan
21.5		Andrew Cameron	Q	010181	2	Brisbane	5-Jan
21.5		Justin Lewis	V	110974	1	Melbourne	8-Jan
21.6		Morgan Coull	V	280776	1	Melbourne	9-Jan
21.6		Evan King	V	040371	1	Ballarat	20-Jan
21.6	+0.8	Adam Burbridge	V	030986	1	Melbourne	17-Nov
21.6	+1.3	Casey McMahon	V	140980	1	Melbourne	20-Nov
300 METRES							
33.96		Anton Booth	Q	070370	1	Brisbane	11-Aug
34.28		Adrian McLeod	Q	230276	1	Gold Coast	26-Jan
manual							
33.6		Mark Ormrod	S	011282	1	Sydney	15-May
400 METRES							
45.54		Clinton Hill	N	190480	3	Osaka	24-May
45.61		Pat Dwyer	N	031177	1	Lyon	21-Jul
45.63		Hill			2	Beijing	29-Aug
45.68		Dwyer			1	Stockholm	17-Jul
45.77		Hill			1s	Beijing	28-Aug
45.81		Dwyer			1	Canberra	18-Feb
45.87		Paul Pearce	V	080177	1	Brisbane	24-Mar
45.93		Daniel Batman	N	190381	2	Brisbane	24-Mar
45.94		Dwyer			1	Zagreb	2-Jul
46.03		Casey Vincent	V	170379	2	Mito	6-May
46.07		Mark Ormrod	S	011282	4	Osaka	24-May
46.09		Dwyer			1	Sydney	10-Feb
46.19		Anton Booth	Q	070370	3	Canberra	18-Feb
46.28		Michael Hazel	V	121276	2h	Brisbane	23-Mar
46.53		Mark Moresi	N	210774	3	Melbourne	1-Mar
46.63		Clayton Veltman	V	270678	5	Canberra	18-Feb
46.79		Michael Rehardt	Q	091281	1	Gold Coast	5-Aug
46.97		Justin Clark	V	141073	1	Melbourne	1-Feb
47.04		Tim Williams	V	091281	2	Canberra	18-Feb
47.07		Declan Stack	W	090873	3	Canberra	18-Feb
47.10		David Flowers	V	090980	1	Melbourne	11-Feb
47.13		Scott Thom	V	180379	2	Gold Coast	12-Aug
47.14		Morgan Coull	V	280776	2	Melbourne	8-Mar
47.21		Kris McCarthy	V	151079	4	Canberra	18-Feb
47.39		David Geddes	N	260182	1	Brisbane	25-Mar
47.46		Eugene Farrell (Irl)	Q	210473	6h	Brisbane	23-Mar
47.50		Travis Jenkins	W	140780	7h	Brisbane	23-Mar
47.58		Jens Streit	Q	060672	2	Darwin	22-May
47.64		Shaun Bailey	T	161179	1	Hobart	3-Mar
47.73		Tom Hassell	S	140373	1	Adelaide	15-Dec
47.78		Michael Crump	N	091079	8h	Brisbane	23-Mar
47.79		Brendan Cole	V	290581	3	Melbourne	29-Nov
47.82		Todd MacDonald	N	080776	2	Sydney	14-Jan
47.82		Keith Sheehy	S	141083	1	Adelaide	1-Dec
47.83		Sam Jeffrey	T	081080	6	Canberra	18-Feb
47.91		Matthew Masselos	N	181280	1	Sydney	17-Nov
47.93		Adrian McLeod	Q	230276	1	Gold Coast	28-Jan
47.94		Scott Bailey	T	030576	2	Hobart	3-Mar
48.06		Aaron Jones	T	030183	1	Penguin	18-Mar
48.08		Darryl Wohlsen	Q	060373	1	Brisbane	23-Feb
48.15		Steve Landers	V	250783	1	Melbourne	8-Dec
48.21		Rohan Robinson	V	151171	1	Canberra	2-Jan
48.28		Courtney McLeod	Q	180483	3	Brisbane	25-Mar
48.31		Nic Fox	A	190369	1	Canberra	8-Dec
48.32		Christian Rendina	V	250782	4	Brisbane	25-Mar
48.34		Adam McClure	Q	230773	5	Brisbane	10-Mar
48.36		Ryan Turton	N	210683	3	Melbourne	8-Dec
48.40		Ed O'Halloran	T	091279	7	Hobart	11-Mar

48.44	Jason Kougelis	N	141170	3	Brisbane	26-Mar
48.44	Sean Avery	V	280282	1	Melbourne	15-Nov
48.46	Peter Ladd	V	281080	4h	Melbourne	9-Feb
manual						
46.3	Michael Rehardt	Q	091281	1	Gold Coast	2-Sep
46.8	Scott Thom	V	180379	2	Gold Coast	2-Sep
46.8	David Geddes	N	260182	3	Gold Coast	2-Sep
48.3	Chris Hanley	V	041273	1	Melbourne	3-Feb
48.3	Jason Schmidberger	W	160775	1	Perth	17-Feb

800 METRES

1.45.75	Grant Cremer	N	090678	6	Stockholm	17-Jul
1.46.15	Kris McCarthy	V	151079	5	Beijing	1-Sep
1.46.21	McCarthy			4	Hechtel	14-Jul
1.46.41	McCarthy			1h	Brisbane	23-Mar
1.46.41	Cremer			8	Zurich	17-Aug
1.46.73	McCarthy			1	Perth	4-Mar
1.46.74	Cremer			2	London	22-Jul
1.46.77	McCarthy			5s	Beijing	31-Aug
1.46.92	McCarthy			2	Hobart	11-Mar
1.47.08	McCarthy			1	Brisbane	24-Mar
1.47.29	Cremer			1	Dublin	29-Jun
1.47.36	McCarthy			1	Melbourne	1-Mar
1.47.60	Frazer Dowling	N	041279	3	Brisbane	24-Mar
1.48.3	Todd MacDonald	N	080776	1	Wanganui	20-Jan
1.49.09	Tom Hassell	S	140373	2h	Brisbane	23-Mar
1.49.59	Stuart Bowden	Q	301180	5	Melbourne	1-Mar
1.49.64	Mark Abercromby	Q	171276	4h	Brisbane	23-Mar
1.49.69	Malcolm Muir	Q	071171	6	Sydney	16-Feb
1.49.70	Nick Hudson	Q	091172	1	Brisbane	16-Nov
1.49.83	David Byrne	N	300181	3h	Brisbane	23-Mar
1.49.90	Michael Hane	S	160274	4h	Brisbane	23-Mar
1.50.01	Heath Fitzpatrick	Q	170875	7	Papendal	4-Jul
1.50.11	Michael Barwick	N	050677	1	Sydney	16-Feb
1.50.23	Aaron Jones	T	030183	1	Brisbane	24-Mar
1.50.24	Michael Jones	V	261079	6	Melbourne	1-Mar
1.50.34	Justin Rinaldi	V	200672	2	Los Angeles	19-May
1.50.58	Daniel Lancaster	N	101274	4	Sydney	10-Feb
1.50.64	Neil Brennan	V	030779	3h	Melbourne	9-Feb
1.50.69	Mitchell Kealey	Q	280184	3	Brisbane	16-Nov
1.50.71	Zac Ashkanasy	Q	100773	1	Brisbane	13-Jan
1.50.71	Youcef Abdi	N	071277	2	Newcastle	3-Feb
1.50.74	Isireli Naikелеkevesi (Fiji)	Q	171276	4	Brisbane	16-Nov
1.50.88	Adam McClure	Q	230773	3	Brisbane	23-Feb
1.50.88	Johl Storey	N	310577	1	Sydney	10-Mar
1.51.00	Lachlan Chisholm	N	040580	2	Sydney	4-Feb
1.51.02	Tim Carroll	Q	100274	3	Brisbane	13-Jan
1.51.25	Robert Spurrs	N	140375	7h	Brisbane	23-Mar
1.51.48	Werner Botha	Q	121285	5	Brisbane	16-Nov
1.51.58	Simon Rintel	N	270270	5	Sydney	16-Feb
1.51.74	Garth Silva	Q	060681	1	Melbourne	1-Mar
1.51.79	Mark Cornish	V	300679	1	Melbourne	10-Feb
1.51.81	James McEniry	V	170870	5	Melbourne	10-Feb
1.51.83	Tom Crowley	V	241179	2	Melbourne	10-Feb
1.51.85	Zane Palmer	Q	030285	2	Brisbane	17-Mar
1.51.86	Daniel Macdonald	N	220284	2	Sydney	24-Nov
1.51.91	Andrew Krumins	V	170184	3	Melbourne	10-Feb
1.51.97	Aaron Coles	Q	011079	7	Sydney	11-Feb
1.52.00	Simon Kelleher	T	031281	2	Hobart	4-Mar
1.52.12	Matthew Griffin	V	081178	3	Melbourne	1-Mar

1,000 METRES

2.28.4	Sam Fragomeni	Q	050166	1	Gold Coast	14-Dec
--------	---------------	---	--------	---	------------	--------

1,500 METRES

3.35.40	Craig Mottram	V	180680	6	Melbourne	9-Sep
3.37.58	Mottram			-	Oslo	13-Jul
3.37.81	Youcef Abdi	N	071277	1	Nantes	23-Aug
3.38.6	Mottram			-	London	22-Jul
3.38.97	Mottram			2	Cork	7-Jul
3.39.10	Mottram			7h	Edmonton	9-Aug
3.39.51	Abdi			1	Canberra	18-Feb
3.40.16	Mottram			3	Canberra	18-Feb
3.40.22	Abdi			2	Sydney	16-Feb
3.40.76	Mike Power	V	090576	5	Canberra	18-Feb

3.41.47	David Byrne	N	300181	4	Sydney	16-Feb
3.41.54	Abdi			4	Funchal	30-Jun
3.41.74	Clinton Mackevicius	N	090278	1	Brisbane	25-Mar
3.42.46	Michael Hane	S	160274	5	Sydney	16-Feb
3.43.94	Zac Ashkanasy	Q	100773	2	Brisbane	25-Mar
3.44.06	Lachlan Chisholm	N	040580	3	Brisbane	25-Mar
3.44.54	David Ruschena	V	170274	2	Melbourne	11-Feb
3.44.78	Paul Fenn	V	170980	6	Sydney	16-Feb
3.45.24	Grant Cremer	N	090678	10	Cork	7-Jul
3.45.29	Mark Gorski	V	171075	8	Sydney	16-Feb
3.45.87	Daniel Lancaster	N	101274	9	Sydney	16-Feb
3.46.45	Blair Martin (Nzl)	N	250475	3	Sydney	9-Feb
3.46.48	Stuart Lyall	V	040473	2	Melbourne	6-Dec
3.46.60	Andrew O'Neill	N	050783	11	Sydney	16-Feb
3.46.67	Philo Saunders	V	311076	12	Sydney	16-Feb
3.46.69	Nick Hudson	Q	091172	1	Brisbane	19-Oct
3.46.91	Jay Bourke	V	280880	4	Melbourne	6-Dec
3.47.13	Sam Fragomeni	Q	050166	13	Sydney	16-Feb
3.48.22	Erwin McRae	A	200376	10	Canberra	18-Feb
3.48.3	Martin Dent	N	080279	2	Sydney	3-Nov
3.48.53	Scott Westcott	N	250975	5	Sydney	9-Feb
3.49.0	Mark Fountain	V	100382	1	Melbourne	15-Nov
3.49.00	Grant Schmidlechner	V	210978	6	Melbourne	6-Dec
3.49.13	Michael Holmes	N	200676	6h	Brisbane	23-Mar
3.49.27	Craig Pease	Q	300879	2	Brisbane	19-Oct
3.49.32	Alastair Stevenson	Q	280579	1	Brisbane	2-Mar
3.49.6	Simon Rintel	N	270270	1	Sydney	3-Mar
3.49.75	Corey Tucker	A	191178	2	Canberra	23-Jan
3.49.8	Damon Harris (Nzl)	N	010575	3	Sydney	1-Dec
3.50.50	Mitchell Kealey	Q	280184	7	Melbourne	6-Dec
3.50.7	Mark Tucker	V	150879	2	Melbourne	29-Nov
3.50.75	Ryan Taylor	A	120876	1	Canberra	6-Feb
3.50.77	Scott Whippey	Q		3	Brisbane	10-Mar
3.51.2	Justin Rinaldi	V	200672	1	Melbourne	1-Feb

1 MILE

3.53.06	Craig Mottram	V	180680	6	Oslo	13-Jul
3.53.90	Mottram			3	London	22-Jul
3.54.65	Mottram			1	Melbourne	1-Mar
3.58.24	Mottram			6	Brisbane	6-Sep
3.58.88	Mike Power	V	090576	4	Melbourne	1-Mar
3.59.57	Youcef Abdi	N	071277	5	Melbourne	1-Mar
4.00.42	Clinton Mackevicius	N	090278	8	Melbourne	1-Mar
4.00.66	David Byrne	N	300181	9	Melbourne	1-Mar
4.03.15	Lachlan Chisholm	N	040580	12	Melbourne	1-Mar
4.03.49	Paul Fenn	A	170980	13	Melbourne	1-Mar
4.04.08	Tim Carroll	Q	100274	6	Wanganui	20-Jan
4.07.78	Michael Hane	S	160274	14	Melbourne	1-Mar
4.09.60	Zac Ashkanasy	Q	100773	4	Auckland	31-Mar

2,000 METRES

5.01.85	Mike Power	V	090576	6	Villeneuve d'A	18-Jun
5.06.97	Craig Mottram	V	180680	10	Villeneuve d'A	18-Jun

3,000 METRES

7.41.35	Craig Mottram	V	180680	1	Sydney	16-Feb
7.47.84	Mike Power	V	090576	5	Helsinki	14-Jun
7.50.34	Mottram			3	Newcastle	3-Feb
7.52.53	Power			8	London	22-Jul
7.53.16	Power			4	Sydney	16-Feb
7.53.29	Blair Martin (Nzl)	N	250475	5	Sydney	16-Feb
7.54.82	Mottram			7	Helsinki	14-Jun
7.55.27	Lee Troop	V	220373	6	Sydney	16-Feb
7.57.46	Brett Cartwright	S	250173	7	Sydney	16-Feb
7.58.42	Clinton Mackevicius	N	090278	1	Canberra	24-Feb
8.03.6	Youcef Abdi	N	071277	1	Christchurch	17-Jan
8.04.78	Martin Dent	N	080279	1	Canberra	17-Nov
8.08.06	Sisay Bezabeh	A	090977	9	Sydney	16-Feb
8.08.23	Paul Fenn	A	170980	6	Newcastle	3-Feb
8.09.67	Nick Cope	N	131169	7	Newcastle	3-Feb
8.10.64	Ryan Taylor	A	120876	8	Newcastle	3-Feb
8.10.80	Scott Westcott	N	250975	10	Sydney	16-Feb
8.11.16	Kim Gillard	N	180870	11	Sydney	16-Feb
8.11.73	Peter Nowill	Q	150679	1	Brisbane	16-Nov
8.12.18	David Byrne	N	300181	10	Luzern	26-Jun

8.12.72	Alastair Stevenson	Q	280579	1	Brisbane	1-Jun
8.14.94	David Ruschena	V	170274	12	Sydney	16-Feb
8.14.95	Shawn Forrest	V	100783	1	Melbourne	23-Oct
8.15.59	Rob Ellis	Q	080473	2	Brisbane	16-Nov
8.17.6	Ben Du Bois	N	301075	4	Sydney	10-Nov
8.17.72	Mark Fountain	N	100382	1	Melbourne	6-Dec
8.18.36	Brad Dyson	T	110682	2	Melbourne	6-Dec
8.20.1	Shane Nankervis	V	060574	1	Ballarat	1-Dec
8.20.2	Chad Roberts	N	170179	1	Sydney	10-Mar
8.20.42	Paul Imhoff	A	050275	10	Newcastle	3-Feb
8.20.56	Philo Saunders	V	311076	3	Canberra	21-Oct
8.20.97	Paul Arthur	N	050567	13	Sydney	16-Feb
8.21.14	Duncan Long	Q	130881	1	Brisbane	13-Jan
8.21.2	Russell Stokes	N	231269	6	Sydney	10-Nov
8.21.22	Richard Jeremiah	V	031282	1	Brisbane	11-Aug
indoors						
7.48.34	Craig Mottram	V	180680	8	Lisbon	11-Mar
7.50.21	Mottram			1h	Lisbon	9-Mar

5,000 METRES

13.23.56	Mike Power	V	090576	4	Osaka	12-May
13.23.94	Craig Mottram	V	180680	1	Solihull	23-Jun
13.25.05	Power			17	Hechtel	14-Jul
13.30.50	Power			2	Hobart	11-Mar
13.31.73	Mottram			22	Rome	29-Jun
13.38.97	Lee Troop	V	220373	4	Melbourne	1-Mar
13.39.53	Power			4	Cork	7-Jul
13.43.25	Andrew Letherby	Q	190973	6	Walnut	20-Apr
13.44.86	Nigel Adkin	V	020272	3	Hobart	11-Mar
13.47.43	Brett Cartwright	S	250173	4	Hobart	11-Mar
13.47.47	Cartwright			6	Melbourne	1-Mar
13.47.6	Blair Martin (Nzl)	N	250475	1	Sydney	15-May
13.51.68	Sisay Bezabeh	A	090977	9	Melbourne	1-Mar
14.00.25	Grant Schmidlechner	V	210978	4	Auckland	31-Mar
14.02.71	Kim Gillard	N	180870	10	Melbourne	1-Mar
14.03.06	Sean Quilty	V	160566	11	Melbourne	1-Mar
14.04.56	Michael Chettle	T	060877	3	Chiba	23-Nov
14.04.97	Rod De Highden	V	150169	14	Melbourne	1-Mar
14.04.99	Craig Semple	V	221069	15	Melbourne	1-Mar
14.05.1	Gemechu Woyecha (Qat)	A		1	Melbourne	8-Nov
14.06.97	Phil Sly	V	020974	16	Melbourne	1-Mar
14.07.5	Shane Nankervis	V	060574	2	Melbourne	8-Nov
14.08.06	Trent Harlow	A	210673	17	Melbourne	1-Mar
14.11.3	Julian Dwyer	V	091273	1	Melbourne	15-Feb
14.11.47	Ryan Taylor	A	120876	18	Melbourne	1-Mar
14.12.4	David Ruschena	V	170274	1	Melbourne	18-Jan
14.13.15	Linton Gloster	V	250876	20	Melbourne	1-Mar
14.13.86	Shawn Forrest	V	100783	21	Melbourne	1-Mar
14.13.9	Nick Harrison	V	181070	5	Melbourne	8-Nov
14.15.38	Alastair Stevenson	Q	280579	1	Brisbane	15-Jun
14.15.97	Peter Nowill	Q	150679	2	Brisbane	15-Jun
14.18.96	Paul Imhoff	A	050275	1	Canberra	16-Jan
14.20.50	Daniel Quin	V	090475	6	Melbourne	10-Feb
14.21.1	Simon Field	V	110579	6	Melbourne	8-Nov
14.21.25	Jamie Harrison	N	211263	1	Sydney	11-Feb
14.22.3	Mark Tucker	V	150879	7	Melbourne	13-Dec
14.23.0	David Byrne	N	300181	1	Sydney	20-Oct
14.23.1	Magnus Michelsson	V	040968	6	Melbourne	15-Feb
14.25.20	Peter Hulbert	V	240878	9	Melbourne	10-Feb
14.25.92	Borislav Devic (Yug)	N	090163	2	Sydney	11-Feb
14.26.1	Richard Gleisner	V	250971	7	Melbourne	15-Feb
14.26.1	Russell Stokes	N	231269	2	Sydney	21-Oct
14.26.89	David Evans	N	211269	3	Sydney	11-Feb
14.27.3	Martin Dent	N	080279	1	Sydney	3-Nov
14.29.2	Clinton Perrett	V	110583	11	Melbourne	8-Nov
doubtful performance						
14.20.4	Luke Russell	V	181175	5	Melbourne	15-Feb

10,000 METRES

28.19.26	Craig Mottram	V	180680	1	Melbourne	6-Dec
28.25.56	Andrew Letherby	Q	190973	11	Stanford	4-May
28.27.23	Blair Martin (Nzl)	N	250475	2	Melbourne	6-Dec
28.38.78	Sisay Bezabeh	A	090977	3	Melbourne	6-Dec
28.42.10	Brett Cartwright	S	250173	4	Melbourne	6-Dec
28.48.53	Kim Gillard	N	180870	5	Melbourne	6-Dec

28.48.57	Mark Thompson	V	050379	6	Melbourne	6-Dec
29.06.70	Shaun Creighton	A	150567	7	Brisbane	7-Sep
29.12.75	Shane Nankervis	V	060574	7	Melbourne	6-Dec
29.22.30	Julian Dwyer	V	091273	8	Melbourne	6-Dec
29.29.63	Daniel Green	N	260574	10	Melbourne	6-Dec
29.46.37	Michael Chettle	T	060877	12	Melbourne	6-Dec
29.49.12	Daniel Quin	V	090475	13	Melbourne	6-Dec
29.49.68	Ryan Cox	S	061074	14	Melbourne	6-Dec
29.52.33	Craig Semple	V	221069	15	Melbourne	6-Dec
30.09.00	Barry Keem	N	180980	16	Melbourne	6-Dec
30.10.31	Magnus Michelsson	V	040968	17	Melbourne	6-Dec
30.12.71	Tyler Coady	V	120774	18	Melbourne	6-Dec
30.22.45	Greg Lyons	V	130561	1	Brisbane	10-Jul
30.29.00	Brad Case	S	210775	1	Melbourne	2-Dec
30.31.31	Tim Kitching	S		6	Princeton	18-May
30.32.12	Bryce Quirk	V	150478	2	Melbourne	2-Dec
30.32.61	Adam Leane	A	031073	19	Melbourne	6-Dec
30.33.06	James Atkinson	V	170166	3	Melbourne	2-Dec
30.38.23	Linton Gloster	V	250876	20	Melbourne	6-Dec
30.40.76	Russell Stokes	N	231269	21	Melbourne	6-Dec
30.47.4	Paul Arthur	N	050567	2	Sydney	19-Oct
30.54.7	Russell Dessaix-Chin	N	240578	3	Sydney	19-Oct
31.22.4	Robin Whitely	N	280174	4	Sydney	19-Oct
31.42.51	Antony Liddell	Q	301176	1	Brisbane	2-Feb
31.47.30	Lawrie Whitty	N	060260	1	Sydney	13-Apr
31.51.88	Mark Tucker	V	150879	1	Sydney	25-Sep
31.57.0	Borislav Devic (Yug)	N	090163	5	Sydney	19-Oct
31.57.81	Robert Spilling	N	040761	1	Sydney	13-Apr

HALF MARATHON

1:03.13.0	Darren Wilson	A	090868	1	Noosa	26-Aug
1:03.19.0	Sisay Bezabeh	A	090977	2	Gold Coast	24-Jun
1:03.58.0	Magnus Michelsson	V	040968	6	Gold Coast	24-Jun
1:04.10.0	Brett Cartwright	S	250173	7	Gold Coast	24-Jun
1:04.40.0	Shane Nankervis	V	060574	10	Yomiuri	26-Feb
1:04.46.0	Cartwright			1	Sydney	27-May
1:05.23.0	Trent Harlow	A	210673	10	Gold Coast	24-Jun
1:05.35.0	Craig Semple	V	221069	3	Noosa	26-Aug
1:05.40.0	Dean Cavuoto	A	040675	2	Sydney	27-May
1:05.47.0	Semple			3	Sydney	27-May
1:06.02.0	Nick Cope	N	131169	4	Noosa	26-Aug
1:06.10.0	Ryan Cox	S	061074	5	Noosa	26-Aug
1:06.17.0	Pat Carroll	Q	170861	4	Sydney	27-May
1:06.23.0	James Barker	N	280477	13	Gold Coast	24-Jun
1:06.31.0	Martin Dent	N	080279	7	Noosa	26-Aug
1:06.44.0	Steve Moneghetti	V	260962	1	Barossa	29-May
1:06.54.0	Barry Keem	N	180980	16	Gold Coast	24-Jun
1:06.59.0	Chad Roberts	N	170179	9	Noosa	26-Aug
1:07.04.0	John Bowers	N	290172	7	Sydney	27-May
1:07.48.0	Damon Harris (Nzl)	N	010575	11	Noosa	26-Aug
1:08.17.0	Brad Smith	Q	310170	12	Noosa	26-Aug
1:08.28.0	Craig McKenzie	V		2	Melbourne	15-Oct
1:08.38.0	Jamie Harrison	N	211263	9	Sydney	27-May
1:08.41.0	David Meade	V	070570	3	Melbourne	15-Oct
1:08.46.0	Daniel Green	N	260574	1	Western Creek	11-Mar
1:08.48.0	Lennon Wicks	N	170181	10	Sydney	27-May
1:08.56.0	Rowan Walker	N		11	Sydney	27-May
1:08.58.0	Mustapha Takeddine (Mar)	N	171174	12	Sydney	27-May
1:08.58.0	Chris Truscott	Q		20	Gold Coast	24-Jun
1:09.00.0	Kevin Moore	N	240669	13	Sydney	27-May
1:09.08.0	Jeremy Horne	N	180774	14	Sydney	27-May
1:09.46.0	John Wilson	V		4	Melbourne	15-Oct
1:09.50.0	Nick Harrison	V	181070	21	Gold Coast	24-Jun
1:09.51.0	Grant McLean	Q		22	Gold Coast	24-Jun
1:09.54.0	Dean Degan	N	240571	15	Sydney	27-May
1:09.57.0	Dennis Fitzgerald	Q	290170	23	Gold Coast	24-Jun
short course						
1:04.59.0	Steve Moneghetti	V	260962	1	Lake Macquarie	7-Oct
1:05.06.0	Gemechu Woyecha (Qat)	A		1	Melbourne	16-Sep
1:05.31.0	Craig Semple	V	221069	2	Melbourne	16-Sep
1:07.00.0	Russell Dessaix-Chin	N	240578	2	Lake Macquarie	7-Oct
1:07.16.0	Jeremy Horne	N	180774	3	Lake Macquarie	7-Oct
1:07.34.0	Grant Schmidlechner	V	210978	3	Melbourne	16-Sep
1:07.41.0	Phil Sly	V	020974	4	Melbourne	16-Sep
1:08.03.0	David Eadie	V	211270	5	Melbourne	16-Sep

1:08.29.0		James Atkinson	V	170166	6	Melbourne	16-Sep
1:09.27.0		Greg Lyons	V	130561	8	Melbourne	16-Sep
MARATHON							
2:10.04.0		Lee Troop	V	220373	6	Rotterdam	22-Apr
2:11.54.0		Shaun Creighton	A	140567	8	Chicago	7-Oct
2:14.50.0		Gemechu Woyecha (Qat)	A		2	Gold Coast	24-Jun
2:15.06.0		Andrew Letherby	Q	190973		Chicago	7-Oct
2:15.13.0		Kim Gillard	N	180870	5	Pyongyang	15-Apr
2:15.17.0		Nick Harrison	V	181070	13	Beppu-Oita	4-Feb
2:16.00.0		Phil Sly	V	020974	8	Pyongyang	15-Apr
2:16.23.0		Woyecha			1	Canberra	8-Apr
2:17.00.0		Magnus Michelsson	V	040968	6	Chunji	15-Apr
2:17.25.0		Creighton			17	Paris	8-Apr
2:18.37.0		Richard Gleisner	V	250971	5	Gold Coast	24-Jun
2:18.42.0		Sisay Bezabeh	A	090977	20	Paris	8-Apr
2:20.17.0		Daniel Green	A	260574		Chicago	7-Oct
2:20.28.0		Julian Dwyer	V	091273	25	London	22-Apr
2:23.19.0		Linton Gloster	V	250876	6	Gold Coast	24-Jun
2:23.52.0		Pat Carroll	Q	170861	7	Gold Coast	24-Jun
2:23.58.0		Todd Ingraham	W	270274	1	Melbourne	15-Oct
2:24.55.0		Jeremy Horne	N	180774	2	Melbourne	15-Oct
2:25.22.0		Adam Leane	A	031073	3	Canberra	8-Apr
2:25.49.0		Damon Harris (Nzl)	N	010575	1	Sydney	28-Oct
2:26.33.0		Rod De Highden	V	150169	34	Boston	16-Apr
2:27.47.0		Michael McIntyre	V	220658	5	Canberra	8-Apr
2:28.01.0		Richard McGuire-White	V	030566	10	Gold Coast	24-Jun
2:28.19.0		John Bowers	N	290172	12	Gold Coast	24-Jun
2:28.25.0		Mustapha Takieddine (Mar)	N	171174	2	Sydney	28-Oct
2:29.11.0		Borislav Devic (Yug)	N	090163	3	Sydney	28-Oct
2:29.39.0		Ricky Cooke	T	090869	13	Gold Coast	24-Jun
2:29.51.0		Sean Quilty	V	160566	3	Melbourne	15-Oct
110 METRES HURDLES							
13.55	+1.8	Kyle Vander-Kuyp	V	300571	1	Brisbane	25-Mar
13.73	+1.7	Vander-Kuyp			1h	Brisbane	25-Mar
13.73	+1.8	Stuart Anderson	Q	190679	2	Brisbane	25-Mar
13.87	-0.8	Vander-Kuyp			1	Pudasjarvi	21-Jun
13.90	-1.5	Vander-Kuyp			1	Canberra	18-Feb
13.95	+0.0	Vander-Kuyp			1	Hobart	11-Mar
13.97	+0.0	Anderson			3	Osaka	24-May
13.97	+0.0	Vander-Kuyp			3	Bydgoszcz	15-Jun
14.00		Vander-Kuyp			5h	Poznan	8-Jun
14.03	-1.1	Vander-Kuyp			7	Luzern	26-Jun
14.04	-1.0	Vander-Kuyp			1	Newcastle	3-Feb
14.04	+1.0	Anderson			2h	Brisbane	25-Mar
14.08	+1.8	Nfa Forster-Jones	V	250180	4	Brisbane	25-Mar
14.09	+1.2	Tim Ewen	V	210277	1	Melbourne	8-Nov
14.31	+1.8	Andrew Cameron	Q	010181	6	Brisbane	25-Mar
14.36	+1.8	Greg Eyears	N	210881	8	Brisbane	25-Mar
14.50	+1.0	Ryan Purcell	W	240183	5h	Brisbane	25-Mar
14.68	+1.0	Chris Ingram	Q	160473	6h	Brisbane	25-Mar
14.73	-0.3	Ashley Mahoney	Q	131176	1	Brisbane	23-Feb
14.74	-0.3	Aaron Petersen	V	221080	2	Melbourne	8-Nov
14.79	-0.5	David Rose	S	180878	dec	Brisbane	24-Mar
14.90	-1.2	Jagan Hames	S	311075	1	Adelaide	27-Jan
14.94	-2.3	Stephen Rae	T	130579	1	Hobart	17-Mar
14.95	+1.5	Duncan Harvey	Q	120381	2	Brisbane	1-Dec
14.96	-0.5	Matt McEwen	Q	161071	dec	Brisbane	24-Mar
15.06	-0.3	Darryl Wohlsen	Q	060373	2	Brisbane	23-Feb
15.15	+1.7	Graeme Barry	N	100180	5h	Brisbane	25-Mar
15.22	+1.5	Alex Mason	Q	030481	3	Brisbane	1-Dec
15.27	+1.2	Liam Wallis	V	060382	2	Melbourne	8-Nov
15.37	-2.8	Carl Morehouse	V	180284	2	Geelong	24-Nov
15.37	+1.9	Colin Browne	N	171183	1	Sydney	1-Dec
15.41	-0.5	Andrew Coulter	N	260181	dec	Brisbane	24-Mar
15.41	+1.0	Jamo Borthwick	N	241174	7h	Brisbane	25-Mar
15.49	-0.5	Matt McDowall	W	021081	dec	Brisbane	24-Mar
15.63	-0.3	Alex Pocock	V	190174	3	Melbourne	8-Nov
wind-assisted							
14.29	+3.1	Greg Eyears	N	210881	4	Perth	4-Mar
14.36	+2.5	Duncan Harvey	Q	120381	2	Brisbane	21-Dec
14.79	+2.4	Matt McEwen	Q	161071	2	Brisbane	17-Mar
manual							
14.1	-0.5	Chris Ingram	Q	160473	1	Brisbane	5-Jan

14.5		Aaron Petersen	V	221080	1	Melbourne	3-Feb
14.5		Scott Ferrier	V	120674	1	Melbourne	1-Dec
15.0	+2.0	Warwick Cregan	W	020584	2	Perth	21-Dec

200 METRES HURDLES

22.86	+0.9	Darryl Wohlsen	Q	060373	1	Brisbane	26-Mar
23.57	+0.9	Blair Young	Q	050471	2	Brisbane	26-Mar

400 METRES HURDLES

49.89		Blair Young	Q	050471	1	Brisbane	25-Mar
49.92		Rohan Robinson	V	151171	1	Canberra	24-Feb
50.06		Young			1	Canberra	18-Feb
50.17		Young			6h	Edmonton	7-Aug
50.19		Robinson			1	Melbourne	1-Mar
50.19		Young			1	Calgary	30-Jul
50.21		Young			7s	Edmonton	8-Aug
50.25		Young			2	Melbourne	1-Mar
50.26		Robinson			1	Perth	4-Mar
50.30		Robinson			1	Newcastle	3-Feb
50.34		Young			1	Calgary	26-Jul
50.35		Young			1	Stockholm	17-Jul
50.81		Matt Woodhouse	N	020374	3	Brisbane	25-Mar
51.01		Peter Bate	V	030179	2h	Brisbane	23-Mar
51.11		Matt Beckenham	N	180376	1	Gold Coast	12-Aug
51.19		Chris Carroll	A	090574	7	Brisbane	25-Mar
51.94		Andrew Laverick	N	141278	4	Newcastle	3-Feb
51.99		Brendan Cole	V	290581	1	Melbourne	13-Dec
52.59		Elliott Wood	N	061083	1	Brisbane	24-Mar
52.59		Darryl Wohlsen	Q	060373	1	Melbourne	6-Dec
52.68		Sean Avery	V	280282	2	Melbourne	8-Nov
52.69		Brendan Mallyon	Q	310572	5	Canberra	18-Feb
52.84		Toby Sutherland	Q	170983	1	Melbourne	9-Dec
52.96		Stephen Rae	T	130579	7h	Brisbane	23-Mar
53.07		Josh Hewitt	N	220378	6	Canberra	18-Feb
53.09		Peter Ladd	V	281080	3	Melbourne	10-Feb
54.08		Greg Hubbard	N	191080	6	Newcastle	3-Feb
54.39		Andrew Coulter	N	260181	7	Newcastle	3-Feb
54.57		Michael Bogdanis	W	240478	5	Perth	4-Mar
54.75		Michael Hawthorne	N	281279	4	Sydney	10-Feb
54.77		Stuart Laidlaw	V	190980	4	Melbourne	10-Feb
54.90		Nick Ruttley	Q	190480	2	Sydney	22-Sep
55.22		Gary Workman	V	170371	5	Melbourne	10-Feb
55.30		Chris Clarke	Q	030582	3	Brisbane	24-Mar
55.30		Chris De Boer	W	090284	3	Melbourne	9-Dec
55.36		Cameron Yorke	W	180476	1	Perth	18-Nov
55.44		Craig Birdsall	N	031282	4	Sydney	24-Feb
55.51		Ned McLeod	V	100785	2	Melbourne	13-Dec
55.71		Joseph McMenamin	Q	090682	1	Gold Coast	16-Feb
55.72		Steven Mann	S	220384	4	Melbourne	9-Dec
55.79		Colin Browne	N	171183	2	Sydney	14-Oct
disqualified							
52.38		Michael Hazel	V	121276		Geelong	24-Nov
manual							
55.0		Craig Birdsall	N	031282	2	Canberra	10-Mar
55.2		Greg Eyears	N	210881	1	Sydney	27-Oct
55.6		Tom Sullivan	V	280585	1	Melbourne	2-Nov

2,000 METRES STEEPLECHASE

5.42.96		Martin Dent	N	080279	1	Canberra	24-Nov
5.51.0		Alastair Morgan	V	191083	1	Melbourne	3-Feb
5.51.85		Scott McTaggart	A	260277	2	Canberra	24-Nov
5.58.59		Michael Shelley	Q	101083	1	Brisbane	27-Oct
5.58.8		Andrew Scott	V	310373	1	Melbourne	3-Feb
6.00.0		Lachlan McArthur	V	260678	2	Melbourne	3-Feb
6.00.19		Travis Prigg	N	140586	1	Sydney	14-Oct
6.03.06		Jayden Russ	Q	180785	1	Melbourne	8-Dec
6.05.33		Daniel Trevena	N	141184	2	Melbourne	8-Dec
6.05.37		Simon Donovan	V	060284	3	Melbourne	8-Dec

3,000 METRES STEEPLECHASE

8.33.48		Peter Nowill	Q	150679	1	Melbourne	6-Dec
8.36.33		Martin Dent	N	080279	2	Melbourne	6-Dec
8.42.16		Nowill			3	Canberra	18-Feb
8.42.98		Ryan Taylor	A	120876	4	Canberra	18-Feb
8.44.57		Nowill			11	Beijing	29-Aug

8.46.52	Nowill			1	Brisbane	24-Mar
8.50.27	Taylor			3	Hobart	11-Mar
8.51.49	Lachlan McArthur	V	260678	4	Hobart	11-Mar
8.54.86	Scott McTaggart	A	260277	3	Brisbane	24-Mar
8.55.81	Taylor			4	Brisbane	24-Mar
8.55.95	McArthur			1	Austin	5-May
8.56.74	Dent			1	Canberra	10-Nov
8.58.95	McArthur			1	Melbourne	10-Feb
9.01.51	Andrew Colvin	N	280872	5	Canberra	18-Feb
9.01.67	Matthew Kerr (Can)	N	030576	1	Sydney	27-Sep
9.06.13	Mark Tucker	V	150879	3	Melbourne	6-Dec
9.06.28	Stephen McMahon	V	100873	5	Hobart	11-Mar
9.06.99	Bruce Hogg	Q	160174	1	Brisbane	23-Feb
9.07.54	Luke Taylor	N	190383	8	Canberra	18-Feb
9.12.87	Allan Failla	V	150174	7	Brisbane	24-Mar
9.12.94	Shane Thiele	S	140876	1	Adelaide	4-Mar
9.14.79	Mark Thompson	V	050379	3	Melbourne	10-Feb
9.14.83	Andrew Scott	V	310373	1	Melbourne	8-Mar
9.15.20	Andrew Mellor	N	301277	10	Canberra	18-Feb
9.16.53	Alastair Morgan	V	191083	1	Melbourne	11-Feb
9.16.72	Graeme Olden	V	100964	5	Melbourne	10-Feb
9.17.00	Luke Yeatman	V	190175	6	Melbourne	10-Feb
9.18.01	Jeff Hunt	N	240782	1	Brisbane	23-Mar
9.20.63	Nick Bromley	N	230383	2	Brisbane	23-Mar
9.22.12	Michael Shelley	Q	101083	3	Brisbane	23-Mar
9.22.3	Paul Boxshall	V	210277	3	Melbourne	22-Feb
9.22.60	Danny O'Donnell	Q	200173	2	Brisbane	23-Feb
9.23.24	Kevin Moore	N	240669	2	Sydney	10-Feb
9.25.90	Ryan Cox	S	061074	3	Adelaide	3-Mar
9.26.40	Michael Jackson	Q	061274	3	Brisbane	11-Mar
9.26.7	Jeff Broderick	V	131054	1	Melbourne	15-Nov
9.28.65	Raf Baugh	W	070878	1	Perth	9-Feb
9.29.7	Jay Phillipotts	V	040280	1	Melbourne	29-Nov
9.30.0	Rob O'Donnell	V	150869	5	Melbourne	22-Feb
9.30.26	John Chandler	Q	180681	3	Sydney	27-Sep

4x100 METRES RELAY

38.83	National Team (M.Shirvington,P.Di Bella,S.Brimacombe,A.Basil)			4	Edmonton	12-Aug
38.96	National Team (M.Shirvington,P.Di Bella,S.Brimacombe,A.Basil)			2h	Edmonton	11-Aug
38.97	National Team (M.Shirvington,P.Di Bella,S.Brimacombe,A.Basil)			4s	Edmonton	12-Aug
39.12	National Team (M.Shirvington,P.Di Bella,S.Brimacombe,A.Basil)			3	Brisbane	7-Sep
39.39	National Universities Team (N.Biggs,D.Baxter,A.Basil,T.Williams)			2h	Beijing	29-Aug
39.50	National Universities Team (N.Biggs,D.Baxter,A.Basil,T.Williams)			5	Beijing	1-Sep
39.88	National Team			4	London	22-Jul
39.90	National Team			1	Sydney	16-Feb
39.95	National Team (P.Di Bella,A.Basil,P.Pearce,D.Flowers)			1	Auckland	31-Mar
40.32	NSW N (J.Galea,R.Smith,S.Hollands,T.Davies)			1	Canberra	18-Feb
40.42	Australia 'B' Team			2	Sydney	16-Feb
40.81	Queensland Pacific Q (T.Venema,M.Gardiner,D.Wohlsen,M.La Rosa)			2	Brisbane	24-Mar
40.90	Sydney Pacific N (B.McNicol,N.Anderson,S.Hatch,C.Jones)			1	Sydney	15-Dec
40.94	NSW U/18 Schools Team N (K.Neofytou,J.Thornell,J.Groth,A.Miller)			2	Melbourne	7-Dec
41.05	National Junior Team			3	Sydney	16-Feb
41.10	Athletics Essendon V (D.Thom,B.Barnwell,S.Brimacombe,A.Basil)			1	Melbourne	15-Dec
41.10	Sutherland N (A.Ezenwa,S.Hollands,L.Chodat,			2	Sydney	15-Dec
41.11	National U/23 Team (R.Turton,C.Tonkin,S.Jeffrey,N.Carr)			3	Canberra	18-Feb
41.20	Barker College N (B.Costantini,R.Parker,S.Charters,S.Vassella)			3	Sydney	15-Dec

41.3	Curtin	W	1	Perth	5-Dec
41.40	Queensland Pacific	Q	1	Brisbane	10-Feb
41.40	Victorian U/20 Schools Team V (C.Morehouse,S.Landers,L.Harrison,M.Zeed)		1	Melbourne	7-Dec
41.47	NSW 'B' Team	N	4	Sydney	16-Feb
41.61	Sydney University	N	4	Sydney	15-Dec
41.65	Box Hill	V	1	Melbourne	8-Mar
41.75	Westfields U/20 Team	N	1	Sydney	16-Dec
41.79	WA U/18 Schools Team (Searle,B.Eaton,Smith,W.Cregan)	W	2	Melbourne	7-Dec
41.80	Queensland U/20 Schools (Noffke,Fowler,Daniel,J.Barnes)	Q	2	Melbourne	7-Dec
4x200 METRES RELAY					
1.24.00	Sydney Pacific (B.McNicol,S.Hatch,N.Anderson,D.Geddes)	N	1	Sydney	16-Dec
1.25.13	Athletics Essendon	V	1	Melbourne	16-Dec
1.25.60	Sutherland (A.Ezenwa,L.Stewart,M.Masselos,S.Hollands)	N	2	Sydney	16-Dec
1.26.52	Box Hill	V	2	Melbourne	16-Dec
1.26.64	Queensland Pacific	Q	1	Brisbane	11-Feb
1.26.80	University of NSW	N	3	Sydney	16-Dec
1.27.16	Melbourne University	V	3	Melbourne	16-Dec
1.28.09	Bankstown	N	3h	Sydney	15-Dec
1.28.15	University of Queensland	Q	2	Brisbane	11-Feb
1.28.41	Athletics Essendon 'B' Team	V	4	Melbourne	16-Dec
1.28.45	Sandringham	V	2	Melbourne	21-Jan
1.28.74	Barker College (S.Bussell,J.Nicholls,P.Wright,S.Charters)	N	2h	Sydney	15-Dec
1.29.37	Sydney University	N	3h	Sydney	15-Dec
1.29.87	NSW U/16 Schools Team	N	1	Melbourne	8-Dec
4x400 METRES RELAY					
3.04.51	National Universities Team (D.Flowers,P.Pearce,C.Hill,T.Williams)		4	Beijing	1-Sep
3.05.20	National Team (M.Rehardt,P.Pearce,B.Young,C.Hill)		5	Brisbane	7-Sep
3.08.19	National Universities Team (D.Flowers,K.McCarthy,F.Dowling,C.Hill)		4h	Beijing	29-Aug
3.10.57	National Team (M.Ormod,M.McEwen,S.Anderson,C.Hill)		2	Osaka	26-May
3.11.00	NSW (C.Hill,S.Thom,D.Batman,P.Dwyer)	N	1	Canberra	18-Feb
3.12.06	National U/23 Team (C.Rendina,S.Jeffrey,T.Jenkins,M.Ormod)		2	Canberra	18-Feb
3.13.41	Victoria (T.Williams,C.Veltman,D.Flowers,J.Rinaldi)	V	3	Canberra	18-Feb
3.13.59	Queensland Pacific	Q	1	Brisbane	10-Feb
3.14.21	Geelong	V	1	Melbourne	18-Jan
3.14.25	Queensland Pacific (A.McClure,B.Young,D.Wohlsen,A.Booth)	Q	1	Brisbane	25-Mar
3.14.41	APS United	V	1	Melbourne	16-Mar
3.14.79	National U/20 Team		4	Canberra	18-Feb
3.15.49	Athletics Essendon (I.D'Souza,B.Barnwell,T.Mills,P.Pearce)	V	1	Melbourne	15-Dec
4x800 METRES RELAY					
7.34.63	Sydney University (B.Liddy,C.Dhaliwal,L.Chisholm,F.Dowling)	N	1	Sydney	16-Dec
7.40.19	University of Queensland	Q	1	Brisbane	11-Feb
7.41.80	Eureka (C.Birmingham,M.Griffin,A.Burvil,M.Cornish)	V	1	Melbourne	16-Dec
7.41.93	Box Hill (T.Heron,T.Cherry,T.Hartshorne,M.Jones)	V	2	Melbourne	16-Dec
7.42.86	Asics West	N	2	Sydney	16-Dec

7.47.91	(G.Ritchie,M.Doggett,D.Byrne,T.MacDonald) Melbourne University	V		3	Melbourne	16-Dec
7.49.73	(P.Coster,D.Campbell,D.Haigh,M.Henderson) Doncaster	V		4	Melbourne	16-Dec
7.54.58	(L.Rothwell,T.McNamara,D.Demaj,L.Russell) Hills District	N		3	Sydney	16-Dec
7.54.61	UTS Northern Suburbs	N		4	Sydney	16-Dec
7.58.00	Ashgrove Rangers	Q		2	Brisbane	11-Feb

4x1,500 METRES RELAY

15.35.47	Sydney University	N		1	Sydney	15-Dec
15.37.40	(L.McSperrin,C.Dhaliwal,B.Liddy,L.Chisholm) St.George	N		2	Sydney	15-Dec
15.56.58	(D.Harris,B.Martin,S.Mosley, Doncaster	V		1	Melbourne	20-Jan
15.56.58	Doncaster	V		1	Melbourne	15-Dec
16.02.67	(L.Rothwell,A.Failla,D.Szczepaniak,G.Schmidlechner) Victory Sports AC	Q		1	Brisbane	10-Feb
16.04.35	Peninsular Road Runners	V		2	Melbourne	20-Jan
16.07.24	Eureka	V		2	Melbourne	15-Dec
16.12.39	(P.Fenn,C.Birmingham,M.Griffin,M.Cornish) Kembla Joggers	N		3	Sydney	15-Dec
16.14.98	Melbourne University	V		3	Melbourne	20-Jan
16.21.87	Victory Sports AC 'B'	Q		2	Brisbane	10-Feb
16.22.53	Box Hill	V		3	Melbourne	15-Dec
16.25.32	(M.Jones,S.McGuinness,K.Dawes,M.Tierney) University of Queensland	Q		3	Brisbane	10-Feb
16.36.81	Asics Wests	N		4	Sydney	15-Dec
16.40.84	Knox Athletics	V		4	Melbourne	15-Dec
16.43.84	(D.Brache,R.Jackson,C.Brache,J.Philpotts) Wendouree	V		5	Melbourne	15-Dec
16.48.18	(I.McLennan,K.Davis,P.McLennan,S.McLennan) Randwick Botany	N		5	Sydney	15-Dec

3,000 METRES WALK

11.58.4	Daniel Thorne	V	191279	1	Geelong	27-Oct
12.04.0	Jared Tallent	V	171084	1	Melbourne	15-Feb
12.05.6	Dominic McGrath	V	040672	2	Melbourne	15-Feb
12.10.2	Brad Malcolm	V	070878	3	Melbourne	15-Feb
12.12.9	Duane Cousins	V	130773	4	Melbourne	15-Feb
12.13.1	Scott Hollaway	W	221283	1	Perth	21-Nov
12.13.4	Doug Connolly	N	301082	1	Sydney	24-Nov
12.41.2	Marcus Dwyer	V	260377	5	Melbourne	15-Feb
12.46.8	Aaron Mellor	N	281284	1	Sydney	10-Mar
12.55.0	Paul Kennedy	V	030457	1	Melbourne	17-Feb
12.55.6	Frank Bertei	V	190366	6	Melbourne	15-Feb

5,000 METRES WALK

19.52.9	Troy Sundstrom	N	300581	1	Sydney	14-Jan
20.08.9	Doug Connolly	N	301082	1	Sydney	20-Oct
20.33.25	Luke Adams	N	221076	1	Sydney	9-Feb
20.42.97	Sundstrom			2	Sydney	9-Feb
20.54.1	Brad Malcolm	V	070878	1	Melbourne	22-Feb
20.56.5	Sundstrom			2	Sydney	20-Oct
20.57.4	Connolly			1	Sydney	17-Nov
21.03.1	Dominic McGrath	V	040672	2	Melbourne	22-Feb
21.08.1	Scott Hollaway	W	221283	1	Perth	2-Dec
21.23.21	Jared Tallent	V	171084	1	Melbourne	6-Oct
21.23.4	Duane Cousins	V	130773	1	Melbourne	15-Nov
22.04.4	John Morison	N	080781	1	Sydney	3-Mar
22.16.3	Frank Bertei	V	190366	3	Melbourne	22-Feb
22.19.3	Andrew Jamieson	V	130646	4	Melbourne	22-Feb
22.30.1	Mike Harvey	V	051262	2	Melbourne	29-Nov
22.34.0	Mark Donahoo	V	270558		Brisbane	Jul
22.37.7	Aaron Mellor	N	281284	2	Sydney	3-Mar
22.40.6	Chris Lockwood	N	170864	1	Sydney	Jun
22.49.2	Paul Kennedy	V	030457	5	Melbourne	22-Feb
22.54.65	Chris Erickson	V	011281	2	Melbourne	10-Feb
22.55.62	Marcus Dwyer	V	260377	1	Geelong	13-Jan
22.57.3	Ross Reid	V	040654	6	Melbourne	22-Feb

10,000 METRES WALK

38.53.82	Nathan Deakes	V	170877	1	Canberra	18-Feb
42.27.78	Luke Adams	N	221076	2	Canberra	18-Feb
42.29.7	Doug Connolly	N	301082	1	Sydney	26-Oct
42.35.61	Liam Murphy	S	050679	3	Canberra	18-Feb
43.14.34	Troy Sundstrom	N	300581	4	Canberra	18-Feb
43.29.85	Darren Bown	S	300674	5	Canberra	18-Feb
44.30.04	Lachlan McDonald	V	070379	4	Philadelphia	27-Apr
44.50.94	Jared Tallent	V	171084	7	Debrecen	14-Jul
46.44.2	Chris Lockwood	N	170864	2	Sydney	26-Oct

20KM.WALK

1:18.14.0	Nathan Deakes	V	170877	1	Dublin	16-Jun
1:20.55.0	Deakes			4	Edmonton	4-Aug
1:21.02.0	Deakes			1	Brisbane	23-Mar
1:26.31.0	Luke Adams	N	221076	2	Brisbane	23-Mar
1:27.20.0	Daniel Thorne	V	191279	1	Melbourne	16-Dec
1:28.02.0	Adams			10	Beijing	29-Aug
1:29.02.0	Adams			7	Osaka	24-May
1:29.41.0	Doug Connolly	N	301082	1	Sydney	21-Jul
1:31.11.0	Brad Malcolm	V	070878	2	Melbourne	16-Dec
1:31.17.0	Duane Cousins	V	130773	3	Brisbane	23-Mar
1:32.06.0	Dominic McGrath	V	040672	4	Brisbane	23-Mar
1:33.24.0	Lachlan McDonald	V	070379	3	Kenosha	12-May
1:33.29.0	Marcus Dwyer	V	260377	1	Melbourne	13-May
1:33.35.0	Frank Bertie	V	190366	3	Melbourne	16-Dec
1:33.53.0	Troy Sundstrom	N	300581	1	Sydney	15-May
1:34.30.0	John Morison	N	080781	5	Brisbane	23-Mar
1:35.01.0	Mike Harvey	V	051262	2	Melbourne	13-May
1:36.56.0	Andrew Jamieson	V	130646	4	Melbourne	13-May
1:37.03.0	Chris Lockwood	N	170864	1	Sydney	Jun
1:38.51.0	Mark Donahoo	V	270558	1	Melbourne	4-Feb
1:39.26.0	Aaron Mellor	N	281284	2	Sydney	21-Jul
1:41.55.0	Colin Heywood	V			Brisbane	Jul
1:43.08.0	Kim Mottram	S	270984	1	Adelaide	8-Jul
1:44.29.0	Daniel Lowe	W		1	Perth	1-Jul
1:44.49.0	Andrew Ludwig	Q	240666	7	Brisbane	23-Mar
track						
1:19.48.1	Nathan Deakes	V	170877	1	Brisbane	4-Sep
1:35.12.7	Andrew Jamieson	V	130646	1	Melbourne	18-Aug

30KM.WALK

2:17.17.0	Troy Sundstrom	N	300581	1	Hobart	2-Sep
2:25.15.0	Duane Cousins	V	130773	2	Hobart	2-Sep
2:26.56.0	Richard Everson	S	070963	3	Hobart	2-Sep
2:29.00.0	Frank Bertei	V	190366	1	Melbourne	15-Jul

50KM.WALK

3:43.43.0	Nathan Deakes	V	170877	1	Naumburg	8-Apr
3:54.37.0	Liam Murphy	S	050679	1	Melbourne	13-May
3:55.05.0	Darren Bown	S	300674	2	Melbourne	13-May
3:59.25.0	Duane Cousins	V	130773	3	Melbourne	13-May
4:01.53.0	Dominic McGrath	V	040672	4	Melbourne	13-May
4:29.28.0	Peter Bennett	Q	111165	1	Brisbane	13-May
4:50.51.0	Andrew Ludwig	Q	240666	2	Brisbane	13-May
5:28.29.0	Robin Whyte	A	240252	1	Canberra	18-Jul

HIGH JUMP

2.24	Nick Moroney	N	030872	1	Auckland	31-Mar
2.22	Moroney			1	Brisbane	25-Mar
2.21	James Watson	N	230185	2	Debrecen	14-Jul
2.20	Ron Garlett	S	181279	1	Adelaide	19-Jan
2.20	Moroney			1	Sydney	11-Feb
2.20	Moroney			1	Melbourne	1-Mar
2.20	Moroney			8	Brisbane	7-Sep
2.20	Moroney			1	Sydney	10-Nov
2.18	Moroney			1	Sydney	24-Nov
2.16	Moroney			1	Canberra	18-Feb
2.15	Jarrad Pozzi	V	290775	1	Geelong	24-Nov
2.14	Mark Taylor	N	290580	1	Sydney	4-Feb
2.14	Keith Elliott	N	230382	3	Brisbane	25-Mar
2.14	Dan O'Connell	Q	140983	1	Brisbane	13-Oct
2.11	Phillip Nelson	W	050282	2	Brisbane	24-Mar
2.10	Dane Richter	W	060181	1	Perth	27-Jan
2.10	Luke Russell	N	270679	3	Newcastle	3-Feb

2.10	Allan Ballard	W	040179	1	Perth	21-Dec
2.08	Sam Brown	Q		1	Brisbane	25-Jan
2.06	Cameron Shepherd	N	300384	1	Sydney	19-May
2.05	Tom Donovan	V	170382	1	Melbourne	18-Jan
2.05	Michael Hamlyn-Harris	N	131176	4	Sydney	4-Feb
2.05	Scott McCracken	V	110377	5	Canberra	18-Feb
2.05	Mark Ognibene	N	130881	1	Canberra	11-Mar
2.05	John Thornell	N	220485	2	Gold Coast	1-Jul
2.05	Daniel Lawton	N	090285	2	Melbourne	7-Dec
2.05	Brodie Carter	V	040184	3	Melbourne	7-Dec
2.04	David James	Q	290383	=3	Brisbane	24-Mar
2.03	John Donnelly	Q	83	1	Sydney	27-Sep
2.03	Gerard Solden	N	010185	1	Sydney	14-Oct
2.03	Nathan Das-Gupta	W	290886	1	Perth	27-Oct
2.02	Bruce Kupfer	Q	120385	2	Sydney	12-Jan
2.02	David Baskin	V	250686	1	Ballarat	27-Jan
2.02	Matt McEwen	Q	161071	dec	Brisbane	23-Mar
2.01	Peter Hoggan	V	040184	3	Bendigo	24-Feb
2.01	Glenn Petersen	Q	84	1	Brisbane	26-Oct
2.00	Jagan Hames	S	311075	2	Adelaide	19-Jan
2.00	Troy Russell	Q	040375	2	Brisbane	20-Jan
2.00	Josh Gallimore	N	140384	1	Newcastle	20-Jan
2.00	Garth MacDonald	T	131280	1	Hobart	20-Jan
2.00	Scott Tanner	N	130982	2	Sydney	10-Feb
2.00	David O'Toole	T	071181	1	Hobart	4-Mar
2.00	Jeremy Rae	T	010577	3	Sydney	10-Mar
2.00	Nathan Hill	N	020179	1	Sydney	15-Sep
2.00	Tom Morrison	N	190982	4	Sydney	27-Sep
2.00	Darrell Muzyczka	N	030780	3	Sydney	27-Oct
2.00	Adam Manuel	W	150184	1	Perth	27-Oct
2.00	Jason Strong	N	060378	5	Sydney	10-Nov
2.00	Shaun Anderson	N	110184	2	Melbourne	8-Dec
2.00	Shannon Craddock	N	131180	5	Sydney	15-Dec
2.00	Glenn Morante	N	130672	6	Sydney	15-Dec

POLEVAULT

6.05	Dmitri Markov	W	140375	1	Edmonton	9-Aug
5.95	Markov			1	Monte Carlo	20-Jul
5.80	Viktor Chistiakov	S	090275	1	Gdansk	14-Jul
5.80	Chistiakov			3	Zurich	17-Aug
5.80	Chistiakov			2	Gateshead	18-Aug
5.75	Markov			1	Perth	10-Feb
5.75	Chistiakov			1	Noisy Le Grand	19-Jun
5.75	Chistiakov			1	Paris	6-Jul
5.75	Markov			5	Nice	9-Jul
5.75	Chistiakov			7	Nice	9-Jul
5.75	Chistiakov			10	Edmonton	9-Aug
5.75	Markov			3	Brisbane	7-Sep
5.71	Paul Burgess	W	140879	1	Perth	20-Jan
5.71	Markov			5	Nurnberg	15-Jun
5.30	Steve Hooker	V	160782	1	Brisbane	25-Mar
5.20	Alex Miroshnichenko (Rus)	Q	280978	1	Gold Coast	7-Jan
5.20	David Jacobs	V	020979	2	Melbourne	8-Mar
5.10	Pascal Couturier (Fra)	A		1	Canberra	3-Nov
5.00	Craig Schulstad	N	290475	1	Sydney	3-Mar
5.00	Sam Christie	S	290878	1	Adelaide	4-Mar
5.00	Tim Steven	V	250979	1	Geelong	24-Nov
4.90	Luke Vedelago	Q	130680	2	Gold Coast	21-Oct
4.80	Pat Jesser	S	110681	1	Adelaide	19-Jan
4.80	Simon Arkell	S	010766	4	Irvine	6-May
4.75	Jason Hinkin (USA)	V	041274	2	Melbourne	3-Mar
4.65	David Fairclough	N	161175	4	Canberra	18-Feb
4.65	Kyle Ferreira	V	020585	1	Melbourne	9-Dec
4.60	Chris Lovell	S	090581	1	Adelaide	12-Jan
4.60	Matt McEwen	Q	161071	dec	Brisbane	4-Feb
4.60	Aisea Tukutau (Ton)	V	020477	1	Melbourne	17-Feb
4.60	Adam Steinhardt	V	051269	1	Melbourne	22-Feb
4.55	Scott Dziubinski	A	170382	2	Canberra	1-Dec
4.50	Ben Blair	Q	300775	=2	Gold Coast	12-Aug
4.50	Howard Arbuthnot	Q	290867	=2	Gold Coast	12-Aug
4.40	Leon D'Onofrio	V	190575	1	Melbourne	3-Feb
4.40	Mark Elwin	S	070683	1	Adelaide	3-Mar
4.40	Istvan Dobo	S	180882	2	Adelaide	3-Mar
4.40	Aidan Dziubinski	A	200879	1	Canberra	21-Oct
4.40	Ozgur Begen (Tur)	V	181175	2	Melbourne	13-Dec

4.37		Joel Glover	S	301184	2	Atascadero	29-Apr
4.35		Jack Pincott	Q	311283	3	Brisbane	25-Mar
4.30		Tom Mansfield	S	140783	1	Adelaide	3-Mar
4.30		Rohan Walker	A	220180	dec	Brisbane	24-Mar
4.30		Tim MacDermott	S	250883	1	Adelaide	8-Dec
4.30		Joel Glover	S	301184	2	Melbourne	9-Dec
4.30		Matthew Ujma	V	230179	1	Melbourne	11-Dec
4.30		Brett Jacobson	V	270277	dec	Melbourne	16-Dec
4.25		Warren Evans	Q	240272	2	Brisbane	26-Mar
4.20		Stuart McLean	N	310373	2	Sydney	6-Jan
4.20		Tom Lovell	S	090581	2	Adelaide	19-Jan
4.20		Scott Burriss	N	030383	dec	Brisbane	24-Mar
4.20		Matthew McDowell	W	021081	dec	Brisbane	24-Mar
4.20		Scott Ferrier	V	120674	1	Gold Coast	5-Aug
4.20		Joel Pocklington	V	120486	1	Melbourne	10-Nov
4.20		Vince Anderson	V	011180	=2	Geelong	24-Nov
4.20		Tim Pollard	V	011085	3	Melbourne	9-Dec
4.20		Todd Muller	N	130280	3	Sydney	16-Dec
4.20		Chris Lewis	N	271084	4	Sydney	16-Dec
4.10		Nathan Baart	Q	151181	1	Brisbane	13-Jan
4.10		Nathan Pike	W	250381	dec	Perth	21-Jan
4.10		Jason Dudley	Q	101184	mul	Bendigo	24-Feb
4.10		Alex Mason	Q	030481	4	Brisbane	11-Mar
4.10		Stephen Wolfenden	Q	040582	1	Brisbane	17-Mar
4.10		David O'Toole	T	071181	dec	Brisbane	24-Mar
4.10		Cameron Baker	V	031177	1	Brisbane	26-Mar
4.10		Richard Wilson	V	161179	dec	Melbourne	16-Dec

LONG JUMP

8.05	+0.4	Peter Burge	N	030774	-	Sydney	16-Feb
7.97	+0.8	Burge			1	Brisbane	24-Mar
7.94	+0.7	Tim Parravicini	Q	250481	2	Brisbane	24-Mar
7.93	+2.0	Jai Taurima	Q	260672	2	Sydney	16-Feb
7.93	+0.9	Leigh Stuart	V	020171	3	Brisbane	24-Mar
7.92	+0.6	Burge			1	Melbourne	1-Mar
7.86	+1.4	Andrew Curtis	Q	231279	4	Brisbane	24-Mar
7.85	+1.5	Nabil Adamou (Alg)	V	080475	5	Brisbane	24-Mar
7.83	-0.8	Burge			-	Sydney	10-Feb
7.79	+0.8	Burge			7	Oslo	13-Jul
7.78	+1.1	Adamou			2	Melbourne	1-Mar
7.74	+2.0	Stuart			1	Auckland	31-Mar
7.73		Stacey Taurima	Q	271073	1	Brisbane	3-Mar
7.69	+1.6	John Thornell	N	220485	1	Melbourne	7-Dec
7.62	+0.9	Scott Ferrier	V	120674	dec	Melbourne	15-Dec
7.59	+1.3	Mark Dalton	S	260775	6	Brisbane	24-Mar
7.51	+0.4	Scott Crowe	A	071083	2	Melbourne	9-Dec
7.48	+1.3	Matt Gardiner	Q	140480	8	Brisbane	24-Mar
7.32	+0.6	Peter Parsons	N	111280	-	Sydney	16-Feb
7.31	+1.7	Antonio Seremet	N	120778	2	Sydney	10-Feb
7.31	+1.8	Shane Hair	W	241075	-	Perth	4-Mar
7.31	-0.4	Fabrice Lapiere	N	171083	2	Sydney	17-Nov
7.27	+1.2	Brett Moxey	Q	230883	1	Brisbane	27-Oct
7.26	+1.2	Nathan Pike	W	250381	1	Perth	10-Feb
7.26	+1.1	Kevin Beams	V	030683	4	Melbourne	9-Dec
7.24	+1.6	Allan Ballard	W	040179	-	Perth	27-Jan
7.23	-1.1	Richard Allan	Q	011279	4	Brisbane	10-Mar
7.23		Matt Woodruff	V	010480	1	Melbourne	22-Feb
7.22	+1.8	Joel Hocking	V	050679	4	Melbourne	10-Feb
7.17	+0.2	Ryan Roussouw	S	220383	1	Adelaide	20-Oct
7.17		Damien Nicholls	S	111079	1	Adelaide	8-Dec
7.13	+1.3	Graham Richards	W	090572	2	Perth	10-Feb
7.12		Jacob McReynolds	N	081278	3	Sydney	3-Mar
7.09	-0.6	Matt McEwen	Q	161071	dec	Brisbane	23-Mar
7.09		Carl Morehouse	V	180284	1	Melbourne	27-Oct
7.08	-1.3	Phillip Bessell	T	140780	1	Hobart	27-Jan
7.08	+2.0	Richard Wilson	V	161179	2	Geelong	24-Nov
7.06		Michael Perry	N	300977	4	Sydney	17-Nov
7.05	+1.1	Matthew Barram	Q	110384	1	Brisbane	25-Oct
7.04	+2.0	Matthew Cooter	V	191185	2	Melbourne	10-Feb
7.04	+1.7	Erik Surjan	W	220683	-	Brisbane	25-Mar
7.01		Alex Jacenko	N	211083	2	Sydney	20-Oct
7.01	+1.5	Andrew Lee	V	170183	7	Melbourne	7-Dec
wind-assisted							
8.07	+3.1	Peter Burge	N	030774	1	Sydney	16-Feb
7.72	+3.0	Scott Crowe	A	071083	1	Brisbane	25-Mar

7.62	+5.9	Matt Gardiner	Q	140480	1	Sydney	27-Sep
7.57	+3.6	Erik Surjan	W	220683	2	Brisbane	25-Mar
7.56	+3.1	John Thornell	N	220485	1	Bendigo	24-Feb
7.42	+2.1	Shane Hair	W	241075	1	Perth	4-Mar
7.42	+3.2	Ross Windsham	N	190182	4	Brisbane	25-Mar
7.35	+2.1	Peter Parsons	N	111280	6	Sydney	16-Feb
7.32	+4.2	Nathan Pike	W	250381	1	Perth	14-Jan
7.32	+2.3	Allan Ballard	W	040179	1	Perth	27-Jan
7.32	+5.6	Andrew Cameron	Q	010181	2	Sydney	27-Sep
indoors							
8.11		Peter Burge	N	030774	1	Sindelfingen	3-Mar
8.11		Burge			4	Lisbon	11-Mar
TRIPLE JUMP							
17.07	+0.5	Andrew Murphy	N	181269	1	Newcastle	3-Feb
17.03	+1.1	Murphy			1	Sydney	16-Feb
16.96	+0.9	Murphy			1	Brisbane	25-Mar
16.94	+1.6	Murphy			-	Mito	6-May
16.75		Murphy			4	Varnob	15-Jun
16.68	+0.1	Murphy			4	Helsinki	14-Jun
16.66	+0.4	Murphy			3	Stockholm	17-Jul
16.57		Murphy			6	Milan	6-Jun
16.53	-0.6	Murphy			4	Brisbane	4-Sep
16.46	+0.5	Murphy			qual	Edmonton	4-Aug
16.33	+0.0	Murphy			1	Hiroshima	29-Apr
16.26	+0.0	Jacob McReynolds	N	081278	1	Sydney	15-May
16.07	+0.5	Michael Perry	N	300977	2	Newcastle	3-Feb
16.05	+1.4	Josh Ferguson	Q	180280	2	Canberra	18-Feb
15.27	+0.7	Greg Wiencke	N	210476	4	Sydney	16-Feb
15.20	+1.3	Tim Barnes	N	180168	4	Newcastle	3-Feb
15.13	-0.4	Alex Stewart	N	200881	2	Canberra	11-Mar
15.13		Nabil Adamou (Alg)	V	080475	1	Sydney	10-Nov
15.11	+1.6	Simon Mollica	V	300874	1	Melbourne	29-Nov
15.07	+1.4	Fabrice Lapiere	N	171083	1	Sydney	15-Sep
14.99	+1.9	Stephen Foster	N	101277	4	Sydney	11-Feb
14.89	+1.0	Matthew Cooter	V	191185	1	Melbourne	8-Dec
14.88	-1.7	Nadika Ratnayake (Sri)	V	120473	1	Melbourne	1-Feb
14.88	+1.9	Llanley Crowder	N	311066	5	Newcastle	3-Feb
14.81	+0.1	Phil Rickaby	N	201083	1	Brisbane	23-Mar
14.81	+1.1	Shaun Fletcher	Q	090682	1	Gold Coast	12-Oct
14.78	+0.1	Kajtech Kielich	N	310880	2	Sydney	24-Feb
14.71	+0.1	Alex Jacenko	N	110382	3	Brisbane	23-Mar
14.61	+1.9	Alwyn Jones	S	280285	2	Melbourne	8-Dec
14.54	+1.0	Peter Parsons	N	111280	8	Sydney	11-Feb
14.45	+0.6	Patrick Coleman	T	190185	4	Melbourne	8-Dec
14.41	-0.1	David Eri (PNG)	Q	010184	5	Brisbane	23-Mar
14.40	+0.9	Matt Crockford	V	140783	5	Canberra	18-Feb
14.36	-0.4	Geoff Davis	N	261184	5	Melbourne	8-Dec
14.34	-0.6	Phillip Bessell	T	140780	1	Hobart	24-Nov
14.30	+1.2	Sean Broadby	T	071084	6	Melbourne	8-Dec
14.29		Josh Gallimore	N	140384	1	Sydney	24-Nov
14.29	+0.9	Dean Spilsbury	Q	180784	-	Melbourne	8-Dec
14.16		Daniel Sumpton	N	300981	4	Sydney	24-Nov
14.00	+0.5	Toby Sawdon	V	210685	3	Bendigo	25-Feb
wind-assisted							
17.28	+3.5	Andrew Murphy	N	181269	1	Perth	4-Mar
16.47	+3.1	Jacob McReynolds	N	081278	2	Brisbane	25-Mar
16.33	+3.4	Tim Barnes	N	180168	3	Brisbane	25-Mar
15.61	+2.5	Greg Wiencke	N	210476	7	Brisbane	25-Mar
15.61		Alex Stewart	N	200881	1	Sydney	27-Sep
15.28		Peter Parsons	N	111280	2	Sydney	27-Sep
15.08		Shaun Fletcher	Q	090682	3	Sydney	27-Sep
15.05		Gavin Manhoran	Q	040980	4	Sydney	27-Sep
15.04	+3.2	Ben Castle	W	190382	1	Perth	15-Dec
indoors							
17.20		Andrew Murphy	N	181269	3	Lisbon	9-Mar
SHOT PUT							
20.14		Justin Anlezark	Q	140877	1	Brisbane	1-Sep
19.83		Anlezark			1	Calgary	25-Aug
19.58		Anlezark			1	Calgary	26-Jul
19.42		Anlezark			7	Brisbane	7-Sep
18.78		Anlezark			1	Calgary	26-Jul
18.70		Aaron Neighbour	V	021277	1	Melbourne	10-Feb
18.70		Anlezark			qual	Edmonton	4-Aug

18.69	Neighbour			1	Hobart	11-Mar
18.58	Anlezark			1	Brisbane	25-Mar
18.44	Anlezark			3	Hobart	11-Mar
18.41	Scott Martin	V	121082	3	Osaka	24-May
18.40	Anlezark			2	Melbourne	1-Mar
18.23	Rhys Jones	Q	190381	qual	Brisbane	24-Mar
18.13	John Minns	V	310567	1	Canberra	18-Feb
17.32	Chris Gaviglio	Q	031077	1	Brisbane	17-Mar
17.11	Stuart Gyngell	N	251163	1	Sydney	15-Dec
16.88	Clay Cross	N	261177	1	Sydney	11-Feb
16.30	Michael Childs	N	190380	1	Sydney	10-Mar
16.20	Tom Court	Q	061180	4	Brisbane	17-Mar
16.07	Aaron Hartney	V	151280	1	Melbourne	1-Dec
15.97	Paul Peulich	V	100984	1	Melbourne	8-Nov
15.78	Peter Elvy	N	030680	1	Sydney	7-Jul
15.63	Martin Duriska	V	171080	9	Brisbane	25-Mar
15.35	John Meszaros	V	280683	2	Geelong	24-Nov
15.28	Jakob Vujcic	N	080873	2	Brisbane	26-Mar
14.98	Daniel East	N	260882	3	Brisbane	10-Mar
14.89	Graham Hicks	T	141278	1	Hobart	3-Mar
14.87	Jorg Probst (Sui)	N	200469	4	Sydney	16-Feb
14.80	Matt McEwen	Q	161071	dec	Brisbane	3-Feb
14.65	Drew Sayner	V	141078	2	Melbourne	18-Jan
14.64	Scott Ferrier	V	120674	5	Geelong	24-Nov
14.59	Jeff Hailey	N	290361	3	Sydney	10-Mar
14.53	Wade Hastie	Q	040279	4	Brisbane	10-Mar
14.37	Jason Dudley	Q	101184	1	Brisbane	23-Nov
14.23	Peter Thiel	N	291171	1	Sydney	7-Jan
14.20	Gareth Care	N	231083	3	Sydney	15-Dec
14.19	Yohan Amerasekera	V	290972	1	Melbourne	31-Mar
14.09	Andrew Martin	V	120580	4	Melbourne	18-Jan
14.06	Russell Short	V	070569	2	Melbourne	13-Dec
13.95	Fernando Canepa	V	091276	5	Melbourne	15-Feb
13.83	Tobias Pallett	V	310367	6	Geelong	24-Nov
13.79	Adam Pinkard	T	271080	6	Hobart	11-Mar
13.78	Aaron Fish	Q	270281	3	Gold Coast	26-Jan
13.61	Tim Driesen	V	270384	1	Bendigo	6-Jan

DISCUS THROW

59.34	Peter Elvy	N	030680	1	Sydney	4-Aug
58.43	Elvy			2	Sydney	16-Feb
58.16	Elvy			1	Sydney	7-Jul
58.01	Elvy			1	Newcastle	3-Feb
57.53	Aaron Neighbour	V	021277	1	Melbourne	17-Mar
57.27	Elvy			2	Canberra	18-Feb
56.96	Elvy			1	Gold Coast	12-Aug
56.78	Elvy			1	Perth	4-Mar
56.56	Elvy			1	Sydney	10-Feb
55.88	Elvy			1	Sydney	27-Oct
55.77	Elvy			1	Sydney	30-Jun
55.71	Neighbour			1	Brisbane	23-Mar
55.56	Graham Hicks	T	141278	1	Hobart	4-Mar
54.90	Scott Martin	V	121082	3	Canberra	18-Feb
54.74	Chris Gaviglio	Q	031077	3	Sydney	16-Feb
54.66	Matt Brown	V	101180	1	Melbourne	3-Mar
54.45	Justin Anlezark	Q	140877	1	Brisbane	1-Sep
54.27	Ben Harradine	N	141082	2	Canberra	19-Dec
52.58	Peter Lonsdale	Q	290665	2	Brisbane	10-Mar
52.37	Tim Driesen	V	270384	5	Sydney	16-Feb
51.58	Jakob Vujcic	N	080873	2	Sydney	30-Jun
51.44	John Ledbrook	N	120379	6	Canberra	14-Dec
49.23	Rhys Jones	Q	190381	2	Canberra	1-Dec
48.77	Martin Duriska	V	171080	3	Melbourne	29-Nov
48.25	Ben Blanchard	N	110483	2	Sydney	24-Nov
48.14	Ian Dille	W	180578	1	Perth	21-Dec
47.85	Michael Kandel	N	060883	3	Sydney	24-Nov
47.83	Andrew Jarvis	Q	101282	2	Brisbane	21-Dec
47.32	Aaron Hartney	V	151280	5	Geelong	13-Jan
47.28	Randal Humich	W	141270	1	Perth	6-Jan
46.68	Nick Sawaszenko	N	220282	3	Sydney	11-Feb
46.60	Yohan Amerasekera	V	290972	2	Melbourne	1-Dec
46.47	Jorg Probst (Sui)	N	200469	1	Sydney	25-Aug
46.08	Steven Mugge	S	170177	1	Adelaide	6-Jan
45.98	Scott Ferrier	V	120674	1	Melbourne	20-Nov
45.84	Michael Gusbeth	V	290182	6	Geelong	13-Jan

45.63	Jagan Hames	S	311075	1	Adelaide	23-Feb
45.54	Drew Sayner	V	141078	7	Melbourne	1-Feb
45.08	Stuart Rendell	A	300672	1	Canberra	6-Feb
44.77	John Minns	V	310567	7	Geelong	13-Jan
43.33	Jason Dudley	Q	101184	3	Brisbane	25-Aug
43.10	Russell Short	V	070569	1	Assen	15-Jun
42.89	Matt McEwen	Q	161071	dec	Brisbane	4-Feb
42.82	Stuart Gyngell	N	251163	4	Sydney	27-Oct
42.71	Paul Ilich	W	181283	2	Perth	24-Nov
42.62	Allan Flynn	N	120966	5	Sydney	10-Nov

HAMMER THROW

78.99	Stuart Rendell	A	300672	1	Calgary	30-Jul
78.93	Rendell			2	Szombathely	15-Jul
78.90	Rendell			2	Szombathely	3-Jul
78.40	Rendell			1	Canberra	3-Mar
77.76	Rendell			1	Brisbane	25-Mar
77.12	Rendell			2	Budapest	1-Jul
77.02	Rendell			1	Calgary	26-Jul
76.86	Rendell			2	Shizuoka	3-May
76.55	Rendell			2	Hiroshima	29-Apr
76.15	Rendell			1	Melbourne	1-Mar
75.38	Rendell			1	Hobart	11-Mar
75.30	Rendell			1	Canberra	6-Feb
75.29	Rendell			1	Sydney	11-Feb
70.96	Aaron Fish	Q	270281	1	Canberra	19-Dec
66.53	Russell Devine (Gbr)	V	240468	1	Melbourne	15-Feb
66.31	Justin McDonald	V	280773	2	Melbourne	15-Feb
62.99	Cameron Grant	V	260177	2	Melbourne	1-Feb
61.85	Michael Gusbeth	V	290182	3	Melbourne	15-Feb
61.64	Demetri Dionisopoulos	V	280471	3	Melbourne	1-Feb
60.46	Darren Billett	S	161179	1	Adelaide	1-Dec
59.27	Fernando Canepa	V	091276	1	Melbourne	9-Jan
59.18	Wade Hastie	Q	040279	1	Gold Coast	16-Feb
58.05	Tim Driesen	V	270384	6	Canberra	18-Feb
56.85	Rohan Nelson	A	280469	1	Canberra	10-Mar
55.62	Mark Dickson	N	241082	1	Sydney	15-Dec
55.44	Damon Page	T	021180	4	Oxford,USA	17-May
54.35	Sergey Zablotkiy (Rus)	N	030360	1	Sydney	3-Nov
53.05	Paul Peulich	V	180984	1	Melbourne	3-Mar
52.99	Brad Oborn	N	310578	3	Sydney	1-Dec
52.31	Justin Puopolo	V	191182	2	Melbourne	3-Mar
52.30	Ben Curry	Q	291183	1	Gold Coast	21-Oct
51.99	Daniel Goulding	Q	230880	1	Sydney	27-Sep
49.87	Chris Ruddy	V	071280	1	Melbourne	1-Dec
49.54	Hans Lotz	V	011147	2	Melbourne	3-Mar
48.80	Michael Ogilvie	N	210283	2	Sydney	14-Jul
48.58	Steven Mugge	S	170177	2	Adelaide	19-Jan
46.80	Stuart Gyngell	N	251163	3	Sydney	20-Oct
46.69	Priscus Fagagnolo	T	170483	2	Hobart	6-Jan
46.58	Graham Hicks	T	141278	2	Melbourne	17-Nov
46.01	Grant Edwards	A	170962	1	Canberra	13-Oct

JAVELIN THROW

86.67	Andrew Currey	N	070271	1	Wollongong	22-Jul
82.73	Currey			1	Gold Coast	12-Aug
81.44	Currey			6	Brisbane	6-Sep
81.07	Adrian Hatcher	N	060570	1	Sydney	16-Feb
80.91	Hatcher			1	Perth	4-Mar
80.77	Currey			1	Sydney	14-Jul
80.20	Hatcher			1	Hobart	11-Mar
79.59	Currey			1	Sydney	30-Jun
78.23	Currey			2	Hobart	11-Mar
77.65	Currey			1	Sydney	16-Apr
77.23	William Hamlyn-Harris	N	140178	2	Canberra	19-Dec
77.23	Currey			1	Canberra	19-Dec
75.90	Oliver Dziubak	W	300382	1	Perth	30-Dec
74.66	Andrew Hall	W	280982	2	Perth	4-Mar
74.06	Andrew Martin	V	120580	1	Geelong	13-Jan
71.06	Brian Pook	T	191079	3	Sydney	16-Feb
70.67	Daniel Kratzmann	Q	190281	1	Brisbane	11-Mar
69.74	Nick Bennett	N	010682	4	Canberra	19-Dec
69.30	Damien Kelly	Q	010681	4	Sydney	16-Feb
66.90	John Kay	N	310358	6	Sydney	16-Feb
65.47	Ashley Howlett	T	081078	1	Hobart	4-Mar

64.07	Adam Becis	S	181082	2	Sydney	27-Sep
64.00	Joshua Robinson	Q	041085	6	Brisbane	23-Mar
63.70	Shane Wylie	Q	300476	1	Gold Coast	16-Feb
63.09	Graham Hicks	T	141278	5	Melbourne	1-Mar
63.04	Steven Youd	T	021183	2	Melbourne	7-Dec
62.83	Aaron Cooke	N	130185	2	Sydney	17-Nov
62.26	Grant MacQueen	Q	111182	1	Brisbane	11-Mar
62.13	Chris Jessup	N	120981	dec	Newcastle	11-Nov
61.55	Nick Baltas	V	200270	2	Geelong	13-Jan
61.39	Ben Kirkby	N	250284	3	Sydney	17-Nov
60.83	Brett Castle	V	261184	1	Melbourne	13-Dec
60.50	Phillip Benn	V	250382	1	Ballarat	3-Nov
60.43	Kyle McCarthy	Q	230182	dec	Sydney	26-Sep
59.79	Darrell Muzyczka	N	030780	4	Sydney	17-Nov
59.68	David McCaffrey	V	170677	6	Melbourne	1-Mar
59.61	Ben Baker	N	190183	1	Glendale	Jul
59.60	Damon Page	T	021180	4	Bloomington	21-Apr
59.54	Andrew Ratawa (Fij)	V	120672	1	Melbourne	15-Nov
59.12	Tom Farr	V	011178	1	Melbourne	17-Nov
58.52	Tony Bradley	Q	011279	1	Brisbane	20-Jan
58.26	Matt McEwen	Q	161071	dec	Brisbane	24-Mar

DECATHLON

7,825	Matt McEwen	Q	161071	1	Brisbane	24-Mar	(10.98,7.09m,14.19m,2.02m,49.54,14.96,40.61m,4.60m,58.26m,4.37.84)
7,518	McEwen			1	Brisbane	4-Feb	(11.10,6.75m,14.80m,1.97m,50.69,15.23,42.89m,4.60m,54.93m,4.54.68)
7,054	Ashley Howlett	T	081078	2	Brisbane	24-Mar	(11.33,6.54m,12.13m,1.93m,51.02,16.19,38.04m,4.00m,59.41m,4.28.50)
6,840	Matt McDowell	W	021081	3	Brisbane	24-Mar	(11.12,6.41m,11.37m,1.81m,50.19,15.49,35.44m,4.20m,50.60m,4.39.32)
6,820	Howlett			1	Hobart	28-Jan	
6,789	McDowell			1	Perth	21-Jan	(11.52,6.65m,12.30m,1.89m,50.95,15.82,36.36m,4.10m,49.43m,4.46.6)
6,783w	Kyle McCarthy	Q	230182	1	Sydney	27-Sep	(12.41,6.71m,11.35m,1.97m,51.75,16.53,38.05m,4.00m,60.43m,4.33.1)
6,780	David O'Toole	T	071181	4	Brisbane	24-Mar	(11.55,6.41m,10.42m,1.93m,52.03,15.86,39.37m,4.10m,52.39m,4.34.26)
6,770	Rohan Walker	A	220180	5	Brisbane	24-Mar	(11.55,6.35m,10.70m,1.90m,50.43,15.71,34.92m,4.30m,48.21m,4.31.53)
6,762w	Jeremy Rae	N	010577	2	Sydney	27-Sep	(11.79,6.79m,11.89m,1.97m,51.1,16.35,34.13m,3.80m,50.65m,4.27.0)
6,531	Alex Mason	Q	030481	6	Brisbane	24-Mar	(11.29,6.51m,12.28m,1.84m,52.33,15.53,35.69m,4.00m,43.43m,4.58.98)
6,485	Andrew Coulter	N	260181	8	Brisbane	24-Mar	(11.20,6.64m,10.59m,1.84m,49.30,15.41,27.81m,4.00m,34.51m,4.35.75)
6,478	Brett Jacobson	V	270277	1	Melbourne	16-Dec	(11.29,6.80m,11.27m,1.92m,53.61,16.34,35.88m,4.30m,57.10m,5.53.01)
6,383	Richard Wilson	V	161179	2	Melbourne	16-Dec	(11.86,7.06m,10.89m,1.83m,55.13,15.91,32.98m,4.10m,50.05m,4.54.88)
6,187	Nathan Baart	Q	151181	2	Brisbane	4-Feb	(11.66,6.29m,12.79m,1.85m,53.59,16.60,35.43m,3.90m,51.94m,5.31.74)
6,172	Darrell Muzyczka	N	030780	2	Sydney	7-Jan	(11.88,6.62m,10.77m,1.97m,52.07,16.23,34.26m,3.00m,53.19m,5.11.91)
6,051w	Tim Harwin	N	281079	3	Sydney	27-Sep	(12.32,5.93m,10.17m,1.91m,54.09,16.26,35.78m,3.80m,46.91m,4.45.2)
6,023	Jason Stevens	S	060877	9	Brisbane	24-Mar	(11.90,5.50m,11.40m,1.78m,52.06,16.70,34.78m,3.80m,43.74m,4.37.67)

6,015	David Rose	S	180878	10	Brisbane	24-Mar
	(11.02,6.09m,13.06m,1.72m,51.33,14.79,33.82m,2.00m,44.70m,5.10.21)					
5,871	Nathan Pike	W	250381	2	Perth	4-Jan
	(11.36,6.57m,9.08m,1.98m,53.76,15.71,28.21m,4.10m,47.02m,6.30.8)					
5,792	Vince Anderson	V	011180	2	Ballarat	27-Jan
5,780	Nick Foley	V	190669	3	Melbourne	16-Dec
	(12.51,5.68m,12.36m,1.77m,56.21,16.52,38.06m,3.80m,43.94m,4.59.07)					
5,662	Anthony Butt	N	150576	3	Sydney	7-Jan
	(12.16,6.17m,10.44m,1.82m,54.67,17.36,33.93m,3.90m,49.35m,5.39.95)					
5,656	Andrew Baxter	V	020778	5	Melbourne	16-Dec
	(11.77,5.66m,9.80m,1.89m,51.73,15.88,31.25m,3.00m,28.55m,4.43.64)					
5,578	John Parangi	V	170378	6	Melbourne	16-Dec
	(11.76,6.81m,11.67m,1.80m,51.04,17.58,31.83m,0.00m,43.34m,4.57.73)					
5,482	Mark Harnden	N	011179	4	Sydney	7-Jan
	(11.80,6.11m,11.07m,1.73m,53.97,17.12,32.47m,3.20m,45.49m,5.36.48)					
5,171	Shane Kelly	V		7	Melbourne	16-Dec
	(12.49,5.57m,11.33m,1.74m,54.22,18.51,36.81m,3.00m,25.50m,4.40.47)					
5,121	Jack Pincott	Q	311283	5	Sydney	27-Sep
	(12.46,6.03m,10.72m,1.64m,59.46,17.62,29.02m,3.80m,46.24m,5.28.5)					
5,011	Robert Hanna (Nzl)	N	150867	6	Sydney	7-Jan
	(11.23,5.81m,7.40m,1.85m,49.89,19.85,20.63m,2.40m,35.70m,4.55.02)					
5,001	Jonathan Adey	S	200982	2	Adelaide	8-Apr
	(11.64,6.21m,9.76m,1.85m,54.01,18.53,29.49m,0.00m,40.60m,5.13.10)					

WOMEN**100 METRES**

11.31	+1.2	Lauren Hewitt	V	251178	1	Brisbane	24-Mar
11.40	+1.4	Hewitt			1	Canberra	18-Feb
11.41	+1.9	Hewitt			1	Hobart	11-Mar
11.50	+1.1	Hewitt			8	Brisbane	4-Sep
11.51	+1.4	Sharon Cripps	Q	290677	3	Canberra	18-Feb
11.51	+1.2	Cripps			2	Brisbane	24-Mar
11.52	+0.7	Hewitt			1h	Brisbane	23-Mar
11.54	+0.8	Hewitt			1s	Brisbane	24-Mar
11.58	-2.2	Hewitt			1	Sydney	16-Feb
11.61	-1.7	Hewitt			1	Melbourne	1-Mar
11.62	+1.2	Rachael Massey-Jackson	N	230376	3	Brisbane	24-Mar
11.63	+1.4	Nova Peris	NT	250271	4	Canberra	18-Feb
11.63	+1.1	Hewitt			6	Hechtel	14-Jul
11.66	+1.7	Gloria Kemasoude (Ngr)	N	301279	1	Sydney	17-Nov
11.67	+0.8	Bindee Goon Chew	Q	050375	1h	Brisbane	23-Mar
11.70	+1.4	Jessica Knox	N	031178	6	Canberra	18-Feb
11.73	-1.4	Nicole Apps	N	070276	1	Sydney	14-Jan
11.78	+0.8	Sarah Mullan	N	080975	1	Sydney	3-Mar
11.79	+1.7	Mindy Slomka	N	020580	2	Sydney	17-Nov
11.82	+1.9	Emma De Bomford	T	010975	3	Hobart	11-Mar
11.85	+0.0	Alicia Spencer	N	300683	1	Canberra	18-Feb
11.90	+1.3	Jodi Lambert	W	010970	1	Perth	2-Dec
11.91	+0.4	Sally McLellan	Q	190986	1	Brisbane	25-Mar
11.91	+0.2	Michelle Cutmore	Q	200386	3	Brisbane	11-Aug
11.93	+0.7	Jacquie Munro	N	041081	1h	Brisbane	23-Mar
11.94	+0.4	Michelle Dalrymple	N	090879	3h	Brisbane	23-Mar
11.94	+1.9	Jana Pittman	N	091182	1	Canberra	24-Nov
11.95	+1.1	Ebony Cope	W	091282	1	Perth	15-Dec
11.96	+0.4	Sandra Porter	V	250482	3	Brisbane	25-Mar
11.98	+1.9	Katerina Dressler	V	210981	4	Hobart	11-Mar
11.98	+0.4	Gemma Bright	Q	030782	4	Brisbane	25-Mar
11.99	+0.0	Amy Harris	Q	071080	1	Brisbane	1-Sep
11.99	+0.0	Casey Cunningham	N	020583	2	Brisbane	1-Sep
11.99	+1.1	Fiona Cullen	Q	310879	2	Brisbane	23-Nov
12.01	+0.1	Kylie Bent	W	111285	1	Bendigo	25-Feb

12.03	+2.0	Shermin Oksuz	W	240384	2	Perth	3-Feb
12.05	-1.4	Melissa Medicott	N	070668	3	Sydney	14-Jan
12.05	+1.0	Anne-Marie Mouri-Nkeng (Cmr)	S	301175	6s	Brisbane	24-Mar
12.06	+0.6	Melanie Kleeberg	Q	271281	2	Brisbane	23-Feb
12.08	+0.4	Alison Glapa	N	210686	1	Sydney	13-Sep
12.09	+0.1	Kate Pedley	T	090184	2	Bendigo	25-Feb
12.09	+0.8	Kristie-Lee Casey	N	070478	3h	Brisbane	23-Mar
12.11	+0.0	Crystal Attenborough	NT	010883	3	Canberra	18-Feb
12.12	+0.7	Sarah Misko	N	020384	1	Sydney	13-Sep
12.13	+1.3	Pip Kehoe	Q	260285	2	Sydney	12-Jan
12.13	+1.5	Andrea Sparrow	S	010479	1	Adelaide	1-Dec
12.16		Melissa Kay	T	100178	1	Hobart	4-Mar
12.17	+1.3	Lauren Sherry	N	060483	5h	Brisbane	25-Mar
12.18	+0.1	Morgan Whiley	T	030984	4	Bendigo	25-Feb
12.19	+0.0	Michelle O'Grady	N	090480	2h	Perth	4-Mar
12.22		Melissa Moss	Q	251074	2	Brisbane	25-Jan
12.23	+1.4	Merryn Aldridge	N	150282	2	Sydney	14-Jan
12.23	+1.3	Maricor Cuenca	N	010288	1	Sydney	17-Nov
wind-assisted							
11.59	+3.1	Mindy Slomka	N	020580	1	Sydney	1-Dec
11.75	+3.2	Alicia Spencer	N	300683	2	Perth	4-Mar
11.75	+3.1	Sarah Mullan	N	080975	4	Sydney	1-Dec
11.81	+3.2	Jodi Lambert	W	010970	1	Perth	7-Dec
11.83	+3.8	Fiona Cullen	Q	310879	1	Brisbane	21-Dec
11.85	+3.2	Kylie Bent	W	111285	3	Perth	4-Mar
11.86		Katerina Dressler	V	210981	1	Geelong	13-Jan
11.87	+2.2	Ebony Cope	W	091282	1	Perth	21-Dec
manual							
11.6		Lara Gambino	V	220479	1	Melbourne	31-Mar
11.7		Gemma Bright	Q	030782	1	Brisbane	5-Jan
11.7		Kylie Reed	V	171274	1	Melbourne	17-Mar
11.7		Rosina Dick	V	220176	1	Melbourne	11-Dec
11.8		Jacinta Boyd	Q	100286	2	Brisbane	5-Jan
11.8		Christine Borg	V	300382	1	Melbourne	27-Oct
11.8		Elly Hutton	V	020676	1	Melbourne	24-Nov
11.9		Melissa Moss	Q	251074	3	Brisbane	5-Jan
11.9		Nadia Smith (Nzl)	V	180576	1	Melbourne	17-Feb
11.9		Clare Thompson	V	281277	2	Melbourne	17-Mar
11.9		Katie Moore	V	160380	1	Melbourne	13-Oct
200 METRES							
22.90	+1.3	Lauren Hewitt	V	251178	1	Brisbane	25-Mar
23.04	+1.3	Sharon Cripps	Q	290677	2	Brisbane	25-Mar
23.05	-0.1	Hewitt			7s	Edmonton	9-Aug
23.07	+0.8	Hewitt			4h	Edmonton	8-Aug
23.11	+1.4	Cripps			1h	Brisbane	25-Mar
23.12	+1.3	Nova Peris	NT	250271	3	Brisbane	25-Mar
23.16	+0.0	Hewitt			4	Zagreb	2-Jul
23.19	+1.0	Hewitt			5	Nice	9-Jul
23.20	+1.5	Hewitt			4	Hechtel	14-Jul
23.20	-0.8	Hewitt			1	Calgary	26-Jul
23.25	+1.5	Peris			5	Hechtel	14-Jul
23.26	-0.7	Hewitt			1	Canberra	18-Feb
23.43	+1.0	Melinda Gainsford-Taylor	N	011071	6	Nice	9-Jul
23.56	-0.7	Sandie Richards (Jam)	V	061168	4	Canberra	18-Feb
23.57		Jodi Lambert	W	010970	1	Perth	2-Dec
23.66	+0.5	Katerina Dressler	V	210981	3h	Brisbane	25-Mar
23.75	+1.5	Rebecca Sadler	Q	120678	2h	Brisbane	25-Mar
23.84	+1.3	Bindee Goon Chew	Q	050375	7	Brisbane	25-Mar
23.89	+0.0	Sonia Brito	V	100679	1	Brisbane	11-Aug
23.93	+1.4	Rachael Massey-Jackson	N	230376	4h	Brisbane	25-Mar
23.98	+1.3	Alicia Spencer	N	300683	1	Sydney	24-Feb
24.01	+0.8	Jana Pittman	N	091182	1	Canberra	1-Dec
24.02	+0.5	Michelle Dalrymple	N	090879	4h	Brisbane	25-Mar
24.05	+0.9	Sandra Porter	V	250482	2	Brisbane	24-Mar
24.07	+1.4	Renee Robson	V	031178	5h	Brisbane	25-Mar
24.13	+0.9	Gemma Bright	Q	030782	3	Brisbane	24-Mar
24.18	+1.4	Rosina Dick	V	220176	3h	Brisbane	25-Mar
24.20	+1.3	Jessica Knox	N	031178	2	Sydney	24-Feb
24.23	+0.0	Michelle Cutmore	Q	200386	mix	Brisbane	1-Dec
24.25		Ebony Cope	W	091282	2	Perth	2-Dec
24.26	-1.7	Sally McLellan	Q	190986	1	Brisbane	26-Oct
24.30	+0.9	Pip Kehoe	Q	260285	5	Brisbane	24-Mar
24.33	-1.2	Sarah Mullan	N	080975	1	Sydney	4-Feb
24.35	+1.3	Jacque Munro	N	041081	4	Sydney	24-Feb

24.35	+1.4	Andrea Sparrow	S	010479	2	Brisbane	25-Mar
24.39	+0.5	Jenny Marshall	V	060779	5h	Brisbane	25-Mar
24.40	-1.2	Emma De Bomford	T	010975	3	Melbourne	1-Mar
24.41	-4.0	Nicole Apps	N	070276	3	Sydney	10-Feb
24.44	+0.9	Annabelle Smith	N	080183	6	Brisbane	24-Mar
24.45		Kylie Wheeler	W	170180	3	Perth	2-Dec
24.51	-0.8	Kylie Bent	W	111285	1	Bendigo	24-Feb
24.52	+0.0	Casey Cunningham	N	020583	1	Sydney	14-Sep
24.53	-0.4	Anne-Marie Mouri-Nkeng (Cmr)	S	301175	1	Adelaide	19-Jan
24.55	+0.9	Fleur Eccles	W	281185	7	Brisbane	24-Mar
24.55	+0.6	Debbie Mikita	A	220777	1	Canberra	15-Dec
24.58	+1.4	Rowena Barben	Q	170780	5	Brisbane	25-Mar
24.59	+1.7	Natalie O'Hara	A	180877	1	Canberra	10-Mar
24.66	+1.4	Kate Pedley	T	090184	1	Hobart	3-Mar
24.67	+0.7	Clare Thompson	V	281277	hep	Brisbane	23-Mar
24.69	-1.1	Anne Deller	V	310174	1	Melbourne	8-Nov
24.72	+1.2	Melissa Kay	T	100178	1	Hobart	3-Mar
24.74	-12	Melissa Medlicott	N	070668	3	Sydney	4-Feb
24.74	+0.5	Kimberley Parkes	N	101074	8h	Brisbane	25-Mar
24.75		Tamsyn Lewis	V	200778	2	Melbourne	16-Mar
24.75	+1.4	Kristie-Lee Casey	N	070478	7h	Brisbane	25-Mar
24.76	-1.1	Cathalina Staye-Walsh (Vin)	N	280272	1	Sydney	4-Feb
24.76	+1.2	Morgan Whiley	T	030984	2	Hobart	3-Mar
24.77	+1.4	Maricor Cuenca	N	010288	1	Sydney	24-Nov
24.79	-1.1	Stephanie Price	N	170772	2	Sydney	4-Feb
wind-assisted							
23.09	+2.7	Nova Peris	NT	250271	2	Bedford	18-Jul
23.60	+4.2	Mindy Slomka	N	020580	1	Sydney	10-Nov
23.66	+3.7	Sarah Mullan	N	080975	1	Sydney	10-Mar
23.76	+2.5	Bindee Goon Chew	Q	050375	1h	Brisbane	11-Mar
23.78	+3.7	Rachael Massey-Jackson	N	230376	2	Sydney	10-Mar
23.83	+3.7	Michelle Dalrymple	N	090879	3	Sydney	10-Mar
23.98	+2.1	Gloria Kermasoude (Ngr)	N	301279	1	Sydney	24-Nov
manual							
24.5		Christine Borg	V	300382	1	Melbourne	3-Mar
300 METRES							
37.65		Nova Peris	NT	250271	1	Calgary	30-Jul
38.21		Adrienne McIvor (Irl)	Q	020970	mix	Gold Coast	18-Nov
39.05		Rebecca Sadler	Q	120678	mix	Gold Coast	26-Jan
39.50		Annabelle Smith	NT	080183	1	Brisbane	11-Aug
manual							
38.5		Katerina Dressler	V	210981	mix	Sydney	15-May
400 METRES							
50.93		Sandie Richards (Jam)	V	061168	1	Sydney	16-Feb
50.95		Richards			1	Melbourne	1-Mar
51.74		Richards			1	Newcastle	3-Feb
51.74		Jana Pittman	N	091182	mix	Canberra	8-Dec
52.04		Nova Peris	NT	250271	5	Monaco	20-Jul
52.49		Peris			1	Brisbane	24-Mar
52.77		Peris			1h	Brisbane	23-Mar
52.86		Tamsyn Lewis	V	200778	1	Calgary	26-Jul
52.91		Sonia Brito	V	100679	1	Gold Coast	12-Aug
52.95		Peris			2	Long Beach	19-Jun
53.01		Lewis			3	Bedford	18-Jul
53.11		Katerina Dressler	V	210981	3	Melbourne	1-Mar
53.41		Rebecca Sadler	Q	120678	2	Brisbane	10-Mar
53.43		Dressler			1	Canberra	18-Feb
53.55		Peris			6h	Edmonton	5-Aug
53.69		Renee Robson	V	031178	5	Brisbane	24-Mar
53.79		Annabelle Smith	N	080183	1	Brisbane	25-Mar
54.06		Stephanie Price	N	170772	1	Sydney	1-Dec
54.32		Rebecca Irwin	N	260883	2	Brisbane	25-Mar
54.42		Amber Menzies-Donnelly	N	240675	2	Sydney	17-Nov
54.53		Jenny Marshall	V	060779	3h	Brisbane	23-Mar
54.71		Rosina Dick	V	220176	4h	Brisbane	23-Mar
54.74		Rosemary Hayward	N	101180	2	Sydney	1-Dec
55.06		Natalie O'Hara	A	180877	1	Canberra	11-Mar
55.21		Jacqueline Davies	Q	020987	1	Melbourne	8-Dec
55.30		Rikki Ronholt (Den)	A	010177	1	Canberra	2-Jan
55.46		Morgan Whiley	T	030984	1	Bendigo	25-Feb
55.49		Kate Pedley	T	090184	1	Melbourne	9-Dec
55.62		Kimberley Crow	V	090885	2	Melbourne	9-Dec
55.67		Ann Mooney (PNG)	Q	140475	3	Brisbane	10-Mar

55.72	Lauren Pearson	N	050378	4h	Brisbane	23-Mar
55.84	Caitlin Willis	Q	181282	7	Sydney	16-Feb
55.86	Sophie Scamps	N	150371	4	Sydney	11-Feb
55.91	Sandra Porter	V	250482	1	Melbourne	11-Feb
55.93	Madeleine Pape	V	240284	2	Melbourne	29-Nov
55.95	Piranee Steinert	S	200285	3	Melbourne	9-Dec
55.98	Anne Fearnley	V	270973	2	Melbourne	22-Feb
56.05	Keatyn Windley	N	240186	2	Melbourne	8-Dec
56.06	Kylie Watkins-Newton	N	060976	3h	Sydney	9-Feb
56.10	Sandra Nicholls	V	140276	8	Brisbane	24-Mar
56.12	Jessica Montague	N	290684	4	Melbourne	9-Dec
56.14	Kristy Watson	S	241181	5h	Brisbane	23-Mar
56.19	Fleur Eccles	W	281185	2	Bendigo	25-Feb
56.22	Phoebe Gunning	N	220882	6	Brisbane	25-Mar
56.29	Ebony Cope	W	091282	1	Perth	15-Dec
56.39	Crystal Lewis	N	230283	3	Sydney	11-Feb
56.45	Katherine Dini	S		1	Adelaide	1-Dec
56.46	Kate Leitch	Q	280787	3	Melbourne	8-Dec
56.48	Kate Myers	V	270676	2	Geelong	13-Jan
56.49	Kylie Wheeler	W	170180	1	Perth	3-Nov
56.53	Merryn Aldridge	N	150282	4	Sydney	11-Feb
56.55	Kimberley Parkes	N	101074	5	Sydney	3-Mar
56.55	Tara Millgate	N	100585	5	Sydney	1-Dec
56.55	Jaimee-Lee Hoebergen	N	170288	1	Melbourne	9-Dec
56.58	Carolyn Fox	V	220968	3	Melbourne	22-Feb
56.62	Trisha Holz	N	040280	8	Newcastle	3-Feb
56.63	Elina Sefo	N	200186	4	Melbourne	8-Dec
56.4	Christine Borg	V	300382	1	Melbourne	27-Oct

800 METRES

2.00.86	Tamsyn Lewis	V	200778	7h	Edmonton	9-Aug
2.00.95	Lewis			1	Melbourne	1-Mar
2.01.43	Lewis			6	Oslo	13-Jul
2.01.68	Adrienne Mclvor (Irl)	Q	020970	mix	Gold Coast	30-Dec
2.01.97	Lewis			1	Canberra	18-Feb
2.02.02	Lewis			9	Lausanne	4-Jul
2.02.34	Lewis			1	Melbourne	11-Feb
2.02.4	Mclvor			mix	Gold Coast	14-Dec
2.02.50	Mclvor			mix	Gold Coast	21-Dec
2.02.72	Lewis			4	Osaka	12-May
2.02.86	Lewis			1	Sydney	16-Feb
2.02.95	Lewis			1	Brisbane	25-Mar
2.03.49	Georgie Clarke	V	170684	2	Zurich	17-Aug
2.04.34	Rikki Ronholt (Den)	A	010177	2	Canberra	18-Feb
2.04.45	Suzy Walsham	N	221173	3	Canberra	18-Feb
2.04.94	Kate Myers	V	270676	2	Melbourne	11-Feb
2.05.09	Libby Allen	V	220580	2	Brisbane	25-Mar
2.05.7	Heidi Riordan	V	070284	1	Melbourne	16-Mar
2.06.10	Melissa Rollison	Q	130483	1	Melbourne	9-Dec
2.06.33	Erica Sigmont	V	291182	6	Melbourne	1-Mar
2.06.33	Benita Willis	Q	060579	1	Canberra	1-Dec
2.06.69	Kerri Jorgensen	V	060371	7	Melbourne	1-Mar
2.07.02	Anna Thompson	T	111276	1	Hobart	3-Mar
2.07.06	Lisa Corrigan	N	021284	6	Canberra	18-Feb
2.08.27	Selena Roberts	Q	131076	1	Brisbane	11-Mar
2.08.7	Sandie Richards (Jam)	V	061168	1	Melbourne	18-Jan
2.09.05	Brooke Simpson	N	040687	1	Sydney	24-Nov
2.09.13	Amber Menzies-Donnelly	N	240675	2	Sydney	10-Nov
2.09.46	Emily Morris	N	231078	1	Sydney	24-Feb
2.09.47	Kate McMaster	N	100381	2	Sydney	24-Nov
2.09.6	Debbie King	N	270478	mix	Sydney	30-Mar
2.09.68	Margie Atthow	Q	141184	1	Melbourne	8-Dec
2.09.72	Kylie Edwards	V	010880	5	Gainesville	31-Mar
2.10.31	Simone Braakhuis	V	300774	6	Melbourne	11-Feb
2.10.32	Suzy Rhydderch	N	100784	3	Sydney	24-Nov
2.10.46	Alice Goodberg	N	131281	1	Wanganui	20-Jan
2.10.65	Erin Lenon	A	230380	1	Canberra	15-Dec
2.10.7	Narelle Bardsley	V	111076	3	Geelong	24-Nov
2.10.78	Emily Bell	T	260580	2	Hobart	3-Mar
2.11.04	Trisha Holz	N	040280	4h	Brisbane	24-Mar
2.11.2	Kimberley Crow	V	090885	1	Melbourne	13-Dec
2.11.4	Sonia Brito	V	100679	4	Geelong	24-Nov
2.11.42	Caitlin Willis	Q	181282	3	Brisbane	11-Mar
2.11.82	Belinda Martin	N	270174	1	Sydney	4-Feb

2.11.96	Erin Hargrave	N	260482	2	Sydney	10-Feb
2.12.00	Michelle O'Grady	N	090480	4	Sydney	24-Nov
2.12.03	Eliza Eddy	V	231080	4h	Melbourne	9-Feb
2.12.23	Georgina Connell	V	040778	5h	Melbourne	9-Feb
2.12.42	Renee Vandenberg	N	291185	4	Melbourne	8-Dec
2.12.78	Jacqueline Davies	Q	020987	2	Melbourne	9-Dec
2.12.86	Emma Rilen	N	230383	3h	Brisbane	23-Mar
2.12.92	Sarah Salmon (Gbr)	A	090974	1	Canberra	13-Feb
2.12.93	Anna McMurtrie	Q	160285	5	Melbourne	8-Dec
2.12.97	Emily Glover	Q	180487	3	Melbourne	9-Dec

1,000 METRES

2.46.82	Anna Thompson	T	111276	1	Hobart	6-Feb
2.52.82	Lisa Corrigan	N	021284	1	Brisbane	29-Jun

1,500 METRES

4.06.34	Sonia O'Sullivan (Irl)	V	281169	1	Sydney	16-Feb
4.08.91	Georgie Clarke	V	170684	2	Sydney	16-Feb
4.10.7	Suzy Walsham	N	221173	mix	Sydney	9-Mar
4.10.98	Benita Willis	Q	060579	1	Melbourne	6-Dec
4.11.82	Clarke			11	Nice	9-Jul
4.12.27	Walsham			1	Sydney	10-Feb
4.12.84	O'Sullivan			1	Melbourne	10-Feb
4.12.87	Walsham			3	Sydney	16-Feb
4.12.9	Walsham			1	Sydney	14-Jan
4.13.06	Clarke			5	Zagreb	2-Jul
4.14.08	Clarke			1	Debrecen	15-Jul
4.14.18	Walsham			2	Melbourne	6-Dec
4.15.67	Melissa Rollison	Q	130483	1	Melbourne	8-Dec
4.17.18	Emily Morris	N	231078	2	Brisbane	24-Mar
4.17.44	Anna Thompson	T	111276	3	Brisbane	24-Mar
4.17.95	Hayley McGregor	V	270579	3	Melbourne	10-Feb
4.19.72	Sarah Jamieson	V	240375	3	Melbourne	6-Dec
4.20.07	Serena Gibbs	V	180577	4	Brisbane	24-Mar
4.20.69	Kerri Jorgensen	V	060371	6	Brisbane	24-Mar
4.22.70	Heidi Riordan	V	070284	1	Bendigo	25-Feb
4.24.94	Simone Braakhuis	N	300774	2	Canberra	18-Feb
4.25.43	Sarah Salmon (Gbr)	A	090974	1	Canberra	23-Jan
4.25.5	Belinda Martin	N	270174	3	Sydney	17-Nov
4.25.81	Erin Hargrave	N	260482	1	Newcastle	3-Feb
4.26.38	Lisa Corrigan	N	021284	2	Bendigo	25-Feb
4.27.00	Kylie Edwards	V	010880	2	University Park	3-Mar
4.27.14	Ruth McDonnell	Q	080984	3	Bendigo	25-Feb
4.27.42	Aleisha Anderson	W	061185	1	Melbourne	9-Dec
4.27.97	Suzy Rhydderch	N	100784	2	Melbourne	9-Dec
4.28.0	Alethe West	N	010382	2	Sydney	3-Mar
4.28.5	Brooke Simpson	N	040687	4	Sydney	17-Nov
4.29.0	Eloise Poppett	N	091182	5	Sydney	17-Nov
4.29.5	Victoria Mitchell	V	250482	3	Melbourne	29-Nov
4.29.71	Alice Goodberg	N	131281	1	Christchurch	17-Jan
4.29.92	Jenny Truscott	N	090277	5	Newcastle	3-Feb
4.30.1	Erica Sigmont	V	291182	2	Melbourne	1-Feb
4.30.79	Angela Sheean	N	270976	6	Newcastle	3-Feb
4.31.38	Emily Bell	T	260580	4	Hobart	11-Mar
4.31.5	Libby Allen	V	220580	2	Melbourne	15-Nov
4.31.55	Hayley Tomlinson	V	300388	2	Melbourne	8-Dec
4.31.83	Kandy Grant	A	090983	2	Canberra	24-Nov
4.33.0	Anne-Maree Lyons	N	130582	5	Sydney	3-Mar
4.34.0	Lee-Ann Turner	S	290967	1	Adelaide	15-Dec
4.34.3	Joanna Wall	V	161283	4	Melbourne	1-Feb
4.34.41	Michelle Reed	V	240671	8	Melbourne	10-Feb
4.34.49	Leanne Laajoki	A	171273	2	Canberra	8-Dec
4.34.6	Narelle Bardsley	V	111076	3	Melbourne	15-Nov
4.34.99	Ruth Barton	V	011174	3	Geelong	13-Jan
indoors						
4.13.21	Georgie Clarke	V	170684	5h	Lisbon	10-Mar

1 MILE

4.37.8	Suzy Walsham	N	221173	1	Sydney	3-Apr
4.43.84	Georgie Clarke	V	170684	8	Brisbane	6-Sep
4.44.88	Serena Gibbs	V	180577	1	Auckland	31-Mar
4.46.1	Emily Morris	N	231078	2	Sydney	3-Apr
4.46.12	Kerri Jorgensen	V	060371	2	Auckland	31-Mar

3,000 METRES

8.42.95	Benita Willis	Q	060579	11	Rome	29-Jun
---------	---------------	---	--------	----	------	--------

8.43.51	Sonia O'Sullivan (Irl)	V	281169	1	Melbourne	1-Mar
8.49.87	O'Sullivan			1	Canberra	18-Feb
8.51.04	Willis			2	Canberra	18-Feb
8.52.33	Willis			2	Melbourne	1-Mar
9.01.5	Suzy Walsham	N	221173	mix	Sydney	19-Jan
9.01.78	Kerryn McCann	N	020567	3	Melbourne	1-Mar
9.03.64	Melissa Rollison	Q	130483	1	Melbourne	6-Dec
9.05.94	Hayley McGregor	V	270579	4	Melbourne	1-Mar
9.07.59	Liz Miller	N	081163	5	Melbourne	1-Mar
9.09.46	Georgie Clarke	V	170684	2	Melbourne	6-Dec
9.23.94	Anna Thompson	T	111276	1	Auckland	31-Mar
9.26.5	Emily Morris	N	231078	1	Sydney	10-Nov
9.27.57	Serena Gibbs	V	180577	8	Melbourne	1-Mar
9.32.73	Ruth McDonnell	Q	080984	1	Brisbane	10-Mar
9.34.3	Belinda Martin	N	270174	2	Sydney	10-Nov
9.34.44	Eloise Poppett	N	091182	3	Melbourne	6-Dec
9.39.69	Aleisha Anderson	W	061185	1	Melbourne	7-Dec
9.40.07	Victoria Mitchell	V	250482	4	Melbourne	6-Dec
9.41.93	Alethe West	N	010382	9	Melbourne	1-Mar
9.44.75	Tania-Saree Warrick	V	140768	10	Melbourne	1-Mar
9.46.1	Sarah Salmon (Gbr)	A	090974	1	Canberra	30-Jan
9.49.26	Anne-Maree Lyons	N	130582	2	Brisbane	23-Mar
9.50.94	Kate Chettle	T	130582	3	Brisbane	23-Mar
9.53.44	Joanna Wall	V	161283	11	Melbourne	1-Mar
9.54.0	Jenny Truscott	N	090277	2	Sydney	24-Feb
9.54.14	Kandy Grant	A	090983	7	Melbourne	6-Dec
9.57.20	Samantha Hughes	Q	061174	mix	Gold Coast	26-Jan
9.57.97	Felicity Sheedy-Ryan	W	120285	3	Melbourne	7-Dec
indoors						
8.42.75	Benita Willis	Q	060579	6	Lisbon	10-Mar

5,000 METRES

15.04.18	Benita Willis	Q	060579	7	Oslo	13-Jul
15.17.93	Willis			7h	Edmonton	9-Aug
15.22.31	Willis			4	Brisbane	4-Sep
15.23.72	Willis			4	Osaka	12-May
15.23.87	Susie Power	V	260375	5	Brisbane	4-Sep
15.36.75	Willis			12	Edmonton	11-Aug
15.36.93	Willis			1	Cork	7-Jul
15.39.83	Willis			14	London	22-Jul
15.52.66	Liz Miller	N	081163	1	Hobart	11-Mar
16.04.56	Hayley McGregor	V	270579	1	Melbourne	11-Feb
16.08.36	Anna Thompson	T	111276	3	Hobart	11-Mar
16.25.2	Joy Terry	A	130468	mix	Canberra	30-Jan
16.29.44	Susan Michelsson	V	290272	2	Melbourne	11-Feb
16.39.95	Angela Sheean	N	270976	2	Sydney	9-Feb
16.51.67	Serena Gibbs	V	180577	3	Melbourne	11-Feb
16.59.00	Tania-Saree Warrick	V	140768	4	Melbourne	11-Feb
17.01.4	Belinda Martin	N	270174	mix	Sydney	3-Mar
17.04.0	Victoria Mitchell	V	250482	1	Ballarat	27-Oct
17.07.4	Isabella de Castella	V	060971	2	Melbourne	8-Nov
17.10.24	Ruth Barton	V	011174	1	Ballarat	28-Jan
17.10.9	Emily Morris	N	231078	mix	Sydney	14-Jan
17.17.0	Jenny Truscott	N	090277	1	Sydney	20-Oct
17.21.32	Samantha Hughes	Q	061174	mix	Gold Coast	19-Jan
17.22.1	Rachael Creasey	S	111176	1	Adelaide	3-Mar
17.22.4	Simone Braakhuis	V	300774	2	Melbourne	13-Dec
17.23.72	Andrea Braakhuis	V	300774	5	Melbourne	11-Feb
17.24.80	Bronwyn Ellis	N	110471	3	Sydney	9-Feb
17.25.2	Susan Clark	V	271161	3	Melbourne	13-Dec
17.25.4	Lee-Ann Turner	S	290967	2	Adelaide	3-Mar
17.30.5	Joanna Wall	V	161283	1	Melbourne	15-Feb
17.31.6	Kate Seibold	V	030475	4	Melbourne	13-Dec
17.32.3	Jenny Hindmarsh	N	110171	mix	Sydney	3-Mar
17.35.02	Kate Harris	V	220972	6	Melbourne	11-Feb
17.46.1	Susan Mulready	N	120269	mix	Sydney	14-Jan
17.47.59	Maryann Murray	V	201069	8	Melbourne	11-Feb
17.48.8	Jocelyn Keage	V	130184	2	Melbourne	15-Feb
17.52.8	Karen Dorris	V	180171	6	Melbourne	8-Nov
17.53.64	Margaret Beardslee	N	140458	5	Brisbane	6-Jul
17.54.0	Nikki Chapple	V	090281	7	Melbourne	8-Nov
17.54.09	Helen Tolhurst	Q	101166	1	Brisbane	10-Mar
17.54.3	Melina Bernecker	V	080475	5	Melbourne	13-Dec
17.54.6	Helen Stanton	V	291272	6	Melbourne	13-Dec
17.58.5	Kathryn Ewels	V	300880	4	Melbourne	15-Feb

10,000 METRES

31.26.34	Susie Power	V	260375	1	Melbourne	6-Dec
31.50.36	Power			3	Brisbane	7-Sep
32.43.67	Kerryn McCann	N	020567	7	Brisbane	7-Sep
33.06.28	McCann			2	Melbourne	6-Dec
33.23.24	Natalie Harvey	V	190175	3	Melbourne	6-Dec
34.05.90	Serena Gibbs	V	180577	5	Melbourne	6-Dec
34.11.51	Jackie Gallagher	Q	101167	6	Melbourne	6-Dec
34.43.05	Isabella de Castella	V	060971	8	Melbourne	6-Dec
35.05.89	Sherryn Rhodes	V	101268	9	Melbourne	6-Dec
35.08.88	Belinda Martin	N	270174	10	Melbourne	6-Dec
35.21.35	Anna Thompson	T	111276	1	Launceston	17-Feb
35.51.39	Lee-Ann Turner	S	290967	11	Melbourne	6-Dec
36.03.14	Tania-Saree Warrick	V	140768	12	Melbourne	6-Dec
36.04.44	Claudine Smythe	Q		13	Melbourne	6-Dec
36.14.39	Susan Clark	V	271161	14	Melbourne	6-Dec
36.15.79	Helen Tolhurst	Q	101166	15	Melbourne	6-Dec
36.23.4	Clare McKechnie	V	160585	mix	Bendigo	18-Dec
36.40.40	Kate Seibold	V	030475	16	Melbourne	6-Dec
36.57.45	Ardina Voogt	Q	260683	1	Sydney	27-Sep
37.06.9	Sarah Mycroft	N	101177	1	Sydney	19-Oct
37.10.10	Samantha Hughes	Q	061174	1	Brisbane	2-Feb
37.26.42	Joanne Lambert	V	080366	1	Rome	25-Jul
37.28.6	Clare Stynes	W	070677	mix	Perth	21-Feb
37.43.74	Margaret Allen	A	041267	17	Melbourne	6-Dec
37.50.54	Jenny Truscott	N	090277	18	Melbourne	6-Dec
37.50.87	Michelle Hawkes	V	290674	1	Melbourne	2-Dec
37.59.8	Jenny Philp	Q		4	Sunshine Coast	19-Oct
38.07.86	Carmel Papworth	V	120865	19	Melbourne	6-Dec
38.39.33	Jessica de Bruin	V	251283	2	Melbourne	2-Dec
38.39.6	Janine Reid	Q	220472	5	Sunshine Coast	19-Oct
39.00.2	Karen Busby	N	280571	2	Sydney	19-Oct
39.12.6	Glenda Banaghan	Q		3	Brisbane	9-Jul
39.30.65	Lauren Harte	N		2	Sydney	27-Sep
39.33.24	Belinda Dwyer	V	191280	3	Melbourne	2-Dec
39.49.80	Kathryn Ewels	V	300880	3	Sydney	27-Sep

HALF MARATHON

1:12.31.0	Susan Michelsson	V	290272	4	Osaka	25-Feb
1:13.05.0	Silvana Trampuz	V	150966	3	Turin	11-Mar
1:14.40.0	Liz Miller	N	081163	1	Sydney	27-May
1:14.58.0	Jackie Gallagher	Q	101167	1	Noosa	26-Aug
1:15.13.0	Samantha Hughes	Q	061174	2	Noosa	26-Aug
1:15.50.0	Gallagher			4	Gold Coast	24-Jun
1:16.30.0	Emma Carney	V	290771	2	Sydney	27-May
1:17.13.0	Joy Terry	A	130468	1	Canberra	19-May
1:17.20.0	Ardine Voogt	Q	260683	3	Noosa	26-Aug
1:17.27.0	Miller			4	Noosa	26-Aug
1:18.36.0	Belinda Martin	N	270174	5	Noosa	26-Aug
1:19.05.0	Claudine Smythe	Q		6	Noosa	26-Aug
1:19.15.0	Jenny Hindmarsh	N	110171	8	Gold Coast	24-Jun
1:19.45.0	Kate Harris	V	220972	9	Gold Coast	24-Jun
1:19.46.0	Emma Jackowski	V	090374	2	Melbourne	15-Oct
1:20.58.0	Helen Tolhurst	Q	101166	7	Noosa	26-Aug
1:21.25.0	Kim McVilly	V		3	Melbourne	15-Oct
1:21.42.0	Janine Reid	Q	220472	8	Noosa	26-Aug
1:21.47.0	Janelle Burgmann	N	180368	9	Noosa	26-Aug
1:21.59.0	Lisa Dick	V	260968	4	Melbourne	15-Oct
1:22.29.0	Jenny Truscott	N	090277	6	Sydney	27-May
1:22.34.0	Nelly Marmy-Conus	V	241165	5	Melbourne	15-Oct
1:22.48.0	Joanne Cowan	N	080955	7	Sydney	27-May
1:23.00.0	Kim van den Heuvel	S	110864	1	Barossa Valley	29-May
1:23.12.0	Magda Poulos	N	081073	8	Sydney	27-May
1:23.15.0	Sarah Fien	A	260867	1	Western Creek	11-Mar
1:23.20.0	Melissa Bulloch	N	211069	13	Gold Coast	24-Jun
1:23.24.0	Karen Dwyer	V		5	Melbourne	15-Oct
1:23.42.0	Susan Mulready	N	120269	9	Sydney	27-May
1:23.55.0	Fiona Jorgensen	A	061158	2	Canberra	19-May
short course						
1:15.26.0	Krishna Stanton	Q	100566	1	Lake Macquarie	7-Oct
1:20.13.0	Susan Clark	V	271161	1	Melbourne	16-Sep
1:22.34.0	Anne Lord	V	160461	2	Melbourne	16-Sep
1:22.53.0	Kate Seibold	V	030475	3	Melbourne	16-Sep

MARATHON

2:26.04.0	Kerryn McCann	N	020567	3	Chicago	7-Oct
2:38.11.0	Krishna Stanton	Q	100566	1	Sydney	28-Oct
2:39.44.0	Samantha Hughes	Q	061174	2	Sakai	18-Feb
2:39.44.0	Hughes			1	Melbourne	15-Oct
2:41.56.0	Sherryn Rhodes	V	101268	4	Gold Coast	24-Jun
2:41.59.0	Susan Michelsson	V	290272	1	Canberra	8-Apr
2:43.54.0	Hughes			5	Gold Coast	24-Jun
2:45.56.0	Rhodes			2	Canberra	8-Apr
2:46.14.0	Michelsson			40	Edmonton	12-Aug
2:49.29.0	Susan Hobson	W	300358	28	Tokyo	18-Nov
2:52.01.0	Nelly Marmy-Conus	V	241165	40	New York	4-Nov
2:52.33.0	Janelle Burgmann	N	180368	8	Gold Coast	24-Jun
2:54.40.0	Michelle Bleakley	V	181067	47	New York	4-Nov
2:54.46.0	June Petrie	V	090264	4	Canberra	8-Apr
2:54.59.0	Helen Tolhurst	Q	101166	3	Rotorua	28-Apr
2:55.46.0	Sarah Fien	A	260867	5	Canberra	8-Apr
2:56.27.0	Sarah Mycroft	N	101177	2	Sydney	28-Oct
2:59.20.0	Melissa Bulloch	N	211069	3	Sydney	28-Oct
3:00.24.0	Janine Reid	Q	220472	13	Gold Coast	24-Jun
3:00.48.0	Lisa Barton	Q	031171	6	Canberra	8-Apr
3:00.58.0	Patti Galvin	S	251067	14	Gold Coast	24-Jun
3:01.57.0	Lisa Muir	N		4	Sydney	28-Oct
3:02.49.0	Natalie Karl	N	160665	7	Canberra	8-Apr
3:03.11.0	Susan Mulready	N	120269	8	Canberra	8-Apr
3:05.31.0	Carmel Kahlenfeldt	N	070459	9	Canberra	8-Apr
3:06.05.0	Paula Crinnion	N	180969	5	Sydney	28-Oct
3:06.07.0	Danny Stahl	V	110880	10	Canberra	8-Apr
3:06.07.0	Clare Voitin	V		4	Melbourne	15-Oct
3:08.40.0	Suzanne O'Brien	N		6	Sydney	28-Oct
3:09.08.0	Angela Milne	W		1	Perth	8-Jul
3:10.09.0	Franziska Loehrer	Q		16	Gold Coast	24-Jun
3:10.34.0	Joanne Mitchell	V		5	Melbourne	15-Oct
disqualified - positive test						
2:35.01.0	Silvana Trampuz	V	150966	8	Paris	8-Apr
suspended						
2:44.37.0	Silvana Trampuz	V	150966	2	Trieste	6-May

100 METRES HURDLES

13.12	+1.5	Jacquie Munro	N	041081	1h	Beijing	27-Aug
13.15	+0.7	Munro			1	Brisbane	25-Mar
13.15	+1.5	Munro			1s	Beijing	28-Aug
13.17	-0.1	Munro			3	Beijing	29-Aug
13.22	+0.3	Munro			8	Brisbane	4-Sep
13.26	+1.0	Munro			1h	Brisbane	25-Mar
13.29	+0.0	Munro			1	Brisbane	11-Aug
13.31	+1.7	Fiona Cullen	Q	310879	1	Brisbane	21-Dec
13.32	+1.2	Debbi Edwards	N	250978	1h	Brisbane	25-Mar
13.32	-1.5	Munro			1	Gold Coast	12-Aug
13.35	+0.5	Munro			1	Canberra	18-Feb
13.35	+0.0	Munro			3	Osaka	25-May
13.49	+1.0	Georgina Power	V	041182	1	Brisbane	25-Mar
13.94	+1.4	Clare Thompson	V	281277	hep	Brisbane	23-Mar
14.05	+1.4	Jane Jamieson	N	230675	hep	Brisbane	23-Mar
14.06	+0.7	Sherryl Morrow	V	220373	6	Brisbane	25-Mar
14.09	+1.4	Kylie Wheeler	W	170180	hep	Brisbane	23-Mar
14.11	-1.6	Gillian Ragus	W	050476	hep	Melbourne	15-Dec
14.19	+1.0	Sarah Dosen	V	181183	2	Brisbane	25-Mar
14.27	+1.0	Alana Boyd	Q	100584	3	Brisbane	25-Mar
14.29	+0.5	Kym Burns	V	250271	7	Canberra	18-Feb
14.34	-1.4	Simone Purvis	V	030478	1	Melbourne	13-Dec
14.35	+1.4	Virginia Young	N	240276	hep	Brisbane	23-Mar
14.59	+1.9	Melissa Moss	Q	251074	hep	Brisbane	3-Feb
14.71	+0.5	Jana Pittman	N	091182	2	Sydney	3-Mar
14.76	+1.7	Sally Bult	W	031070	hep	Perth	20-Jan
14.76	+0.0	Mandy Heath	S	141180	hep	Osaka	25-May
14.76	+1.8	Chelsea Jaensch	S	060185	hep	Adelaide	27-Oct
14.79	+1.8	Rhoda Mahon	N	060473	1	Sydney	3-Nov
14.81	-0.5	Rosalie Tennent	Q	171282	hep	Brisbane	23-Mar
14.82	-1.7	Meagan Rentsch	S	140776	1	Adelaide	1-Dec
14.84	+1.0	Keshvar Mirzararzi	N	220982	5	Brisbane	25-Mar
14.92	+0.7	Claire Cochrane	W	040482	1	Perth	3-Nov
14.95	-3.2	Phillippa McGuffog	S	181280	1	Adelaide	16-Feb
14.97	+0.5	Rachel Neylan	N	090382	4h	Brisbane	24-Mar
15.01	+1.2	Danielle Senior	N	170781	5h	Brisbane	25-Mar

15.02	+0.5	Stefanie Benson	N	081180	8	Canberra	18-Feb
15.04	-2.3	Susannah Hahn	N	170384	1	Gold Coast	2-Dec
15.05	-0.5	Leona Bilous	V	041284	hep	Brisbane	23-Mar
15.09	+1.8	Rebecca O'Loughlin	V	110478	hep	Brisbane	23-Mar
15.16	+0.0	Simone Day	Q		5	Brisbane	11-Aug
wind-assisted							
13.88	+2.2	Sally Bult	W	031070	1	Perth	15-Dec
manual							
13.9		Kym Burns	V	250271	1	Melbourne	3-Mar

200 METRES HURDLES

28.26	+0.4	Georgina Power	V	041182	1	Brisbane	26-Mar
28.39	-0.8	Melissa Moss	Q	250174	1	Brisbane	26-Mar

400 METRES HURDLES

55.72		Sonia Brito	V	100679	3	Beijing	31-Aug
55.93		Jana Pittman	N	091182	1	Canberra	15-Dec
56.13		Brito			2s	Beijing	30-Aug
56.17		Brito			1	Osaka	25-May
56.40		Brito			1	Sydney	16-Feb
56.46		Brito			1	Canberra	18-Feb
56.70		Brito			1h	Beijing	30-Aug
56.73		Brito			7	Brisbane	5-Sep
57.19		Pittman			1	Brisbane	25-Mar
57.33		Brito			1	Perth	4-Mar
57.34		Pittman			2	Canberra	18-Feb
57.38		Brito			1	Melbourne	1-Mar
57.39		Pittman			1	Hobart	11-Mar
57.55		Stephanie Price	N	170772	1	Sydney	24-Nov
59.05		Kimberley Crow	V	090885	1	Melbourne	8-Dec
60.50		Ursula Rodway	N	060678	4	Canberra	18-Feb
60.53		Emily Allen	V	220384	2	Melbourne	8-Dec
60.57		Kristy Watson	S	241181	1	Adelaide	23-Feb
61.97		Annie Cahill	N	191084	3	Melbourne	8-Dec
62.16		Katie Nicholson	T	150385	4	Melbourne	8-Dec
62.52		Kate Huxtable	N	100576	1	Hobart	4-Mar
62.97		Anne Fearnley	V	270973	3	Melbourne	10-Feb
63.36		Rebecca O'Loughlin	V	110478	4	Melbourne	10-Feb
63.48		Sarah Coghill	V	101283	2	Brisbane	24-Mar
63.61		Caitlin Ford	V	190784	5	Melbourne	8-Dec
63.77		Kelly MacIntosh	N	011085	1	Sydney	13-Oct
63.79		Tara Millgate	N	100585	2	Sydney	13-Oct
63.96		Kelly Young	N	120584	4	Sydney	13-Oct
64.19		Emma Kellock	Q		1	Brisbane	11-Mar
64.54		Hannah Ozturk	W	230480	1	Sydney	27-Sep
64.66		Jessica Stingemore	W	180284	1	Perth	3-Feb
64.69		Chantelle Milligan	Q	190484	6	Melbourne	8-Dec
64.84		Jacquie Hodges	N	011081	2	Sydney	24-Feb
65.21		Georgina Power	V	041182	1	Melbourne	10-Feb
65.23		Alison Poitrowski	N	081183	1	Sydney	10-Mar
65.69		Jacquie Munro	N	041081	1	Newcastle	20-Jan
65.75		Jemma Lekkas	N	181085	1	Sydney	10-Nov
65.93		Danielle Senior	N	170781	3	Sydney	10-Mar
65.96		Erin Tucker	T	120284	2h	Melbourne	7-Dec
manual							
62.9		Jenny Marshall	V	060779	1	Melbourne	31-Mar

2,000 METRES STEEPLECHASE

6.32.23		Melissa Rollison	Q	130483	1	Brisbane	24-Oct
6.44.52		Aleisha Anderson	W	061185	1	Melbourne	8-Dec
6.48.83		Victoria Mitchell	V	250482	1	Melbourne	11-Feb
6.50.4		Mitchell			1	Ballarat	3-Mar
6.50.90		Mitchell			1	Brisbane	24-Mar
6.53.31		Marnie Ponton	A	160384	2	Melbourne	8-Dec
6.54.57		Ponton			1	Canberra	20-Oct
6.55.73		Ponton			mix	Canberra	24-Nov
6.56.51		Anderson			mix	Perth	4-Nov
6.57.22		Ponton			1	Canberra	6-Feb
6.58.84		Carrie Bailey	N	011184	1	Bendigo	24-Feb
6.59.7		Belinda Hogan	V	160884	mix	Melbourne	1-Dec
6.59.8		Mitchell			1	Ballarat	26-Jan
7.03.97		Carly Light	S	150985	3	Melbourne	8-Dec
7.09.49		Clare McKechnie	V	270585	4	Melbourne	8-Dec
7.10.0		Jessica Stingemore	W	180284	mix	Perth	27-Jan
7.10.5		Fiona Nash	V	230387	mix	Melbourne	27-Oct

7.13.22	Lauren Palmer	N	090585	1	Sydney	11-Feb
7.17.41	Marnie D'Ademo	V	021085	5	Melbourne	8-Dec
7.19.0	Jane Mudge	S	210478	1	Adelaide	10-Mar
7.19.01	Alison Burgess	S	220387	1	Melbourne	7-Dec
7.19.17	Cathie Lower	N	280885	1	Sydney	27-Jan
7.19.32	Shannon Hill	N	120683	2	Sydney	11-Feb
7.19.33	Leonie Burford	N	181183	3	Sydney	11-Feb
7.23.44	Riana Dinsmore	Q	180585	7	Melbourne	8-Dec
7.23.62	Michelle Ede	N	84	1	Sydney	15-Sep
7.24.09	Bianca McGinness	V	311285	5	Bendigo	24-Feb
7.25.89	Liz Monahan	N	190485	6	Bendigo	24-Feb
7.26.1	Lee Piantadosi	S	060287	2	Adelaide	10-Mar
7.26.50	Alice McDonald	Q	110386	1	Brisbane	24-Oct
7.26.92	Tara Palm	S	280785	4	Sydney	12-Jan
7.31.17	Courtney Jarrett	Q	061285	3	Brisbane	24-Oct
7.32.17	Tiah Simmons	T	061284	9	Melbourne	8-Dec
7.32.99	Melissa Jones	V	010782	2	Melbourne	11-Feb
7.33.45	Lucy Polkinghorne	N	170386	2	Canberra	11-Mar
7.33.92	Kylie Stockwell	Q	211086	6	Sydney	12-Jan
7.37.59	Rebecca Kozien	Q	040784	2	Melbourne	7-Dec
7.38.66	Melissa Lloyd	S	200586	3	Melbourne	7-Dec
7.39.70	Kayla McGinness	V	311285	10	Bendigo	24-Feb
7.41.70	Michelle De La Haye	V	280985	2	Melbourne	6-Oct
7.42.44	Bianca Share	V	230684	1	Melbourne	20-Jan
7.43.3	Nikki Donnelly	S	101185	2	Adelaide	17-Nov
7.43.54	Brodie Soster	Q	091082	4	Brisbane	24-Mar
7.43.59	Jacquie McKenzie	Q		2	Brisbane	24-Oct
7.43.77	Marisa Ryan	N	280284	12	Melbourne	8-Dec
7.46.11	Megan Farquhar	Q	030384	4	Brisbane	24-Oct
7.46.9	Amelia Peel	V	060678	mix	Melbourne	13-Oct
7.47.24	Justine Shepherd	A	190387	3	Canberra	1-Mar
7.47.73	Rachel McCammon	Q	140185	7	Sydney	12-Jan
7.48.19	Rachael Junor	N	030883	5	Sydney	11-Feb
7.48.60	Danielle Smith	T	290886	1	Hobart	3-Mar
7.49.18	Magda Wolszczak	S	290785	2	Adelaide	11-Feb

3,000 METRES STEEPLECHASE

9.30.70	Melissa Rollison	Q	130483	1	Brisbane	4-Sep
9.57.79	Rollison			mix	Brisbane	11-Aug
10.13.43	Rollison			1	Brisbane	11-Mar
10.29.5	Victoria Mitchell	V	250482	1	Melbourne	15-Nov
11.08.57	Clare Stynes	W	070677	1	Perth	9-Feb
11.14.33	Jocelyn Keage	V	130184	1	Melbourne	8-Mar
11.16.73	Joanna Wall	V	161283	2	Geelong	13-Jan
11.17.03	Jane Mudge	S	210478	3	Brisbane	23-Mar
11.20.52	Cristine Cronin	V	030668	1	Melbourne	10-Feb
11.23.22	Kathryn Ewels	V	300880	1	Sydney	27-Sep
11.34.88	Melissa Jones	V	010782	2	Sydney	27-Sep
11.35.43	Amelia Peel	V	060678	2	Melbourne	8-Mar
11.37.3	Melina Bernecker	V	080475	1	Melbourne	29-Nov
11.38.90	Sara-Jane Cattermole (Gbr)	W	290177	2	Perth	9-Feb
12.08.21	Belinda Hogan	V	160884	4	Melbourne	8-Mar
12.13.2	Bianca Share	V	230684	3	Melbourne	1-Feb
12.14.16	Brodie Soster	Q	091082	2	Christchurch	17-Jan
12.15.8	Alice Schofield	V	170485	4	Melbourne	1-Feb
12.21.40	Clare Roediger	N	020982	3	Sydney	27-Sep
12.25.1	Lisa Davis	S	080676	1	Adelaide	16-Feb
12.26.00	Zsanelle McGrath	Q	050772	2	Brisbane	11-Mar
12.27.89	Patricia Keane	V	290185	6	Melbourne	8-Mar
12.36.5	Stefanie Puszka	V	280485	6	Melbourne	15-Nov
12.40.6	Lee Piantadosi	S	060287	1	Adelaide	15-Dec

4x100 METRES RELAY

44.90	National University Team (B.Goon Chew,J.Munro,S.Porter,N.Apps)			4	Beijing	1-Sep
45.00	National Team (B.Goon Chew,R.Jackson,L.Hewitt,S.Mullan)			5	Brisbane	7-Sep
45.09	National University Team (B.Goon Chew,J.Munro,S.Porter,N.Apps)			2h	Beijing	30-Aug
45.24	NSW (R.Jackson,S.Mullan,M.Medicott,J.Knox)	N		1	Canberra	18-Feb
45.66	NSW (S.Jackson,S.Mullan,M.Medicott,J.Knox)	N		1	Sydney	16-Feb
46.15	National Junior Team (A.Spencer,C.Attenborough,K.Bent,M.Cutmore)			2	Canberra	18-Feb

46.25	Queensland U/16 Schools Team (J.Boyd,S.McLellan,M.Cutmore,Reuter)	Q	1	Melbourne	8-Dec
46.53	National Junior 'B' Team (K.Pedley,M.Kleeberg,F.Eccles,P.Keheo)		3	Canberra	18-Feb
46.63	NSW 'B' Team (K.Casey,M.Dalrymple,J.Pittman,M.O'Grady)	N	4	Canberra	18-Feb
46.65	National Junior Team		2	Auckland	31-Mar
46.71	University of Queensland (B.Goon Chew,M.Moss,A.Harris,F.Cullen)	Q	1	Brisbane	24-Mar
46.97	National U/23 Team (Negus,F.Eccles,K.Pedley,P.Keheo)		2	Sydney	16-Feb
47.03	National University Team (G.Bright,S.Porter,J.Munro,J.Ngaluafe)		3	Sydney	16-Feb
47.04	National U/23 Team (Negus,S.Porter,G.Bright,J.Ngaluafe)		5	Canberra	18-Feb
47.10	Doncaster	V	1	Melbourne	20-Jan
47.16	Western Australia U/18 Team	W	1	Bendigo	25-Feb
47.18	NSW 'B' Team	N	4	Sydney	16-Feb
47.21	Melbourne University	V	1	Melbourne	1-Feb
47.23	National University Team (B.Goon Chew,J.Jamieson,S.Porter,N.Apps)		1	Brisbane	11-Aug
47.25	Western Australia U/20 Schools (C.Cragan,F.Eccles,S.Oksuz,K.Bent)	W	1	Melbourne	7-Dec
47.34	NSW U/20 Team	N	5	Sydney	16-Feb
47.38	Ringwood	V	1	Melbourne	15-Dec
47.55	NSW U/16 Schools Team (Clifford,Riley,Windley,Bligh)	N	2	Melbourne	8-Dec
47.57	Melbourne University	V	2	Melbourne	20-Jan
47.57	Western Suburbs	V	1	Melbourne	8-Mar
47.58	Victorian U/16 Schools Team	V	3	Melbourne	8-Dec

4x200 METRES RELAY

1.38.03	Doncaster	V	1	Melbourne	21-Jan
1.39.15	Melbourne University	V	2	Melbourne	21-Jan
1.39.30	Ringwood	V	1	Melbourne	16-Dec
	(C.White,A.Fearnley,K.Moore,L.Hewitt)				
1.39.62	Melbourne University (C.Borg,L.Jauncey,K.Roberts,L.Dick)	V	2	Melbourne	16-Dec
1.41.45	Southern Suburbs	Q	1	Brisbane	11-Feb
1.41.46	Box Hill	V	3	Melbourne	21-Jan
1.41.50	Sydney Pacific U/20 Team	N	1	Sydney	16-Dec
1.42.33	Queensland U/16 Schools	Q	1	Melbourne	8-Dec
1.42.62	Randwick Botany (M.Dalrymple,L.Nicod,R.Irwin,B.Debartolo)	N	1	Sydney	15-Dec
1.43.10	Melbourne University U/18	V	1	Melbourne	16-Dec
1.43.19	Sutherland (K.Bloxham,M.O'Grady,B.Chapman,M.Cuenca)	N	2	Sydney	15-Dec
1.43.21	Sutherland U/18 Team	N	1	Sydney	15-Dec
1.43.29	Sutherland U/20 Team	N	2	Sydney	16-Dec
1.43.30	Victoria U/16 Schools Team	V	2	Melbourne	8-Dec
1.43.41	University of Queensland	Q	2	Brisbane	11-Feb
1.43.47	Sandringham (J.Bowles,S.Dosen,N.Jones,K.Reed)	V	4	Melbourne	16-Dec
1.43.67	Southern Suburbs U/20 Team	Q	1	Brisbane	11-Feb

4x400 METRES RELAY

3.30.94	National Team (R.Sadler,S.Brito,R.Robson,T.Lewis)		5	Brisbane	7-Sep
3.32.20	National University Team (R.Sadler,R.Robson,A.Smith,S.Brito)		5	Beijing	1-Sep
3.37.48	Victoria (S.Brito,R.Robson,R.Dick,T.Lewis)	V	1	Canberra	18-Feb
3.38.96	NSW (A.Smith,S.Scamps,A.Menzies,J.Pittman)	N	2	Canberra	18-Feb
3.40.33	Doncaster	V	1	Melbourne	20-Jan
3.42.13	Melbourne University (L.Dick,C.Fox,J.Marshall,N.Peris)	V	1	Brisbane	25-Mar
3.42.95	National U/23 Team (K.Pedley,K.Wheeler,R.Sadler,K.Hancock)		3	Canberra	18-Feb
3.43.95	Melbourne University (L.Dick,L.Lewis,L.Jauncey,C.Borg)	V	1	Melbourne	15-Dec
3.44.86	Melbourne University	V	2	Melbourne	20-Jan
3.46.28	Doncaster	V	1	Melbourne	18-Jan
3.47.05	Victoria U/18 Schools Team (E.Allen,M.D'Adamo,R.Ball,K.Crow)	V	1	Melbourne	9-Dec

3.47.48	NSW U/18 Schools Team	N		2	Melbourne	9-Dec
	(J.Montague,E.Lincoln-Smith,L.Nicod,T.Millgate)					
3.47.52	University of Queensland	Q		2	Brisbane	25-Mar
	(K.Sendall,C.Willis,R.Sadler,A.Mooney)					
3.47.82	Melbourne University	V		2	Melbourne	18-Jan
3.48.06	Bankstown Sports	N		1	Sydney	16-Dec
	(Montague,B.King,C.Lewis,A.Donnelly)					
3.48.40	Box Hill	V		3	Melbourne	20-Jan
3.48.73	National U/20 Team			4	Canberra	18-Feb
	(C.Willis,A.Dunn,K.Crow,C.Lewis)					
3.48.84	Victoria U/18 Team	V		1	Bendigo	25-Feb
3.48.93	Hills District	N		2	Sydney	16-Dec
	(M.Tucker,V.Davis,K.McIntosh,S.Price)					
3.49.16	Box Hill	V		3	Melbourne	18-Jan
3.49.57	South Australia U/18 Schools		S	3	Melbourne	9-Dec
3.49.60	Central Coast Region	N		1h	Sydney	15-Dec

4x800 METRES RELAY

8.56.52	Hills District	N		1	Sydney	15-Dec
	(T.Bonser,M.Tucker,E.Rilen,S.Price)					
9.00.53	Doncaster	V		1	Melbourne	16-Dec
	(K.Myers,S.Brito,K.Crow,L.Allen)					
9.02.14	Sutherland	N		2	Sydney	15-Dec
	(E.Hargrave,R.Yates,M.O'Grady,E.Simpson)					
9.05.17	Sydney University	N		3	Sydney	15-Dec
9.06.63	Asics West	N		4	Sydney	15-Dec
9.11.64	Box Hill	V		2	Melbourne	16-Dec
	(K.Jorgensen,B.Bird,N.Chapple,E.Eddy)					
9.12.46	Box Hill	V		1	Melbourne	21-Jan
9.13.96	Bankstown Sports	N		5	Sydney	15-Dec
9.14.77	Melbourne University	V		3	Melbourne	16-Dec
	(C.Fox,S.Nosworthy,D.Bowen,S.Braakhuis)					
9.17.96	University of Queensland	Q		1	Brisbane	11-Feb

4x1,500 METRES RELAY

19.08.27	Box Hill	V		1	Melbourne	20-Jan
19.47.67	Sydney Pacific	N		1	Sydney	16-Dec
19.51.62	University of Queensland	Q		1	Brisbane	10-Feb
19.55.60	Asics Wests	N		2	Sydney	16-Dec
19.59.77	Melbourne University	V		2	Melbourne	20-Jan

3,000 METRES WALK

13.21.1	Simone Wolowiec	V	120274	mix	Melbourne	1-Feb
13.27.9	Tracy Rosengrave	V	250877	mix	Melbourne	15-Feb
13.29.5	Wendy Muldoon	V	270571	mix	Melbourne	1-Feb
13.50.86	Laura Johnson	N	310884	1	Melbourne	7-Dec
13.51.1	Rosengrave			mix	Melbourne	1-Feb
13.54.80	Muldoon			mix	Melbourne	16-Mar
14.05.6	Sara-Jane Cattermole (Gbr)	W	290177	mix	Perth	7-Dec
14.07.63	Lisa Grant	N	260485	2	Melbourne	7-Dec
14.14.5	Kellie Wapshott	V	230881	mix	Melbourne	13-Dec
14.16.1	Roxie Schmidt	Q	231283	mix	Brisbane	1-Dec
14.19.75	Lyn Ventris	W	021056	mix	Perth	4-Mar
14.19.8	Erin Adamcewicz	V	290473	mix	Melbourne	15-Feb
14.21.0	Megan Peters	V	180877	mix	Melbourne	10-Dec
14.25.04	Bridgitte Burns	V	070786	3	Melbourne	7-Dec
14.28.2	Kate Connolly	N	160284	mix	Sydney	10-Mar
14.35.7	Claire Bock	Q	020882	mix	Brisbane	2-Mar
14.36.0	Bianca Sait	N	120784	mix	Sydney	10-Mar
14.37.28	Susan Knapton	N	191287	4	Melbourne	7-Dec
14.47.1	Kylie Bonney	V	061171	mix	Melbourne	8-Nov
14.49.49	Chantelle Petith	Q	101087	5	Melbourne	7-Dec
14.58.1	Roisin Gleich	V	271081	mix	Melbourne	8-Nov
14.58.78	Becky Lee	N	251186	6	Melbourne	7-Dec

5,000 METRES WALK

23.01.50	Simone Wolowiec	V	120274	1	Melbourne	10-Feb
23.13.7	Wendy Muldoon	V	270571	mix	Melbourne	22-Feb
23.18.12	Cheryl Webb	N	031076	1	Sydney	11-Feb
23.18.7	Tracy Rosengrave	V	250877	mix	Melbourne	22-Feb
23.27.0	Lyn Ventris	W	021056		Brisbane	Jul
23.38.37	Laura Johnson	N	310884	1	Melbourne	6-Dec
23.46.9	Lisa Paolini	N	101262	mix	Sydney	1-Dec
24.11.7	Kellie Wapshott	V	230881	mix	Melbourne	15-Nov
24.34.86	Kate Connolly	N	160284	2	Brisbane	24-Mar

24.39.01	Lisa Grant	N	260485	2	Melbourne	6-Dec
24.43.5	Megan Peters	V	180877	mix	Melbourne	15-Nov
24.43.9	Sara-Jane Cattermole (Gbr)	W	290177	2	Perth	21-Feb
24.43.93	Brigid McGinniskin	V	010880	1	Sydney	27-Sep
24.45.0	Sarah Walkley	N	110583	mix	Sydney	3-Nov
24.45.37	Claire Bock	Q	020882	2	Sydney	27-Sep
24.48.77	Erin Adamcewicz	V	290473	3	Sydney	27-Sep
24.52.39	Roxie Schmidt	Q	231283	3	Melbourne	6-Dec
25.14.4	Kylie Bonney	V	061171	mix	Melbourne	29-Nov
25.15.7	Bianca Sait	N	120784	mix	Sydney	20-Oct
25.53.8	Brianna Heazlewood	N	100585	mix	Sydney	3-Mar
26.17.0	Roisin Gleich	V	271081	mix	Melbourne	15-Nov

10KM.WALK

44.40.0	Jane Saville	N	051174		Dublin, IRL	16-Jun
47.05.0	Sara-Jane Cattermole (Gbr)	W	290177	1	Perth	15-Jul
47.25.0	Lyn Ventris	W	021056	1	Sydney	Jun
47.55.0	Wendy Muldoon	V	270571	1	Melbourne	4-Feb
48.11.0	Tracy Rosengrave	V	250877	1	Melbourne	15-Jul
48.11.0	Ventris			1	Hobart	2-Sep
48.19.0	Muldoon			2	Melbourne	15-Jul
48.28.0	Cattermole			1	Perth	26-Aug
48.44.0	Ventris				Brisbane	Jul
49.49.0	Lisa Paolini	N	101262	2	Sydney	Jun
51.04.0	Erin Adamcewicz	V	290473	1	Melbourne	5-Aug
52.08.0	Megan Peters	V	180877	-	Melbourne	5-Aug
53.08.0	Lisa Grant	N	260485	1	Sydney	18-Aug
53.18.0	Claire Bock	Q	020882	2	Hobart	2-Sep
53.25.0	Sarah Walkley	N	110583	2	Sydney	18-Aug
53.27.0	Rachael Loone	V	090973		Melbourne	11-Aug
53.35.0	Heather Carr	V	130849	3	Sydney	16-Jun
track						
44.49.56	Kerry Saxby-Junna	N	020661	mix	Canberra	18-Feb
47.47.82	Cheryl Webb	N	031076	mix	Canberra	18-Feb
51.41.8	Sarah Walkley	N	110583	2	Sydney	26-Oct
53.11.19	Claire Bock	Q	020882	1	Brisbane	2-Feb
53.37.0	Laura Johnson	N	310884	4	Sydney	26-Oct

20KM.WALK

1:31.20.0	Jane Saville	N	051174	3	Dublin	16-Jun
1:32.10.0	Saville			2	Naumburg	8-Apr
1:33.55.0	Saville			2	La Coruna	9-Jun
1:34.44.0	Lyn Ventris	W	021056	1	Melbourne	16-Dec
1:34.58.0	Kerry Saxby-Junna	N	020661	1	Brisbane	23-Mar
1:35.26.0	Saville			2	Mexico City	21-Apr
1:39.10.0	Sara-Jane Cattermole (Gbr)	W	290177	1	Perth	21-Jan
1:39.26.0	Ventris			1	Melbourne	13-May
1:39.41.0	Cattermole			1	Perth	29-Jul
1:41.51.0	Simone Wolowicz	V	120274	2	Brisbane	23-Mar
1:42.33.0	Wendy Muldoon	V	270571	1	Melbourne	5-Aug
1:42.59.0	Tracy Rosengrave	V	250877	10	Dublin	16-Jun
1:44.36.0	Natalie Saville	N	070978	3	Brisbane	23-Mar
1:46.41.0	Megan Peters	V	180877	3	Melbourne	5-Aug
1:48.37.0	Claire Woods	S		1	Adelaide	8-Jul
1:59.52.0	Sarah Walkly	N	110583	1	Sydney	15-May
2:01.56.0	Rose Hollaway	W	110155	2	Perth	29-Jul
2:03.56.0	Roisin Gleich	V	271081	6	Brisbane	23-Mar
2:06.45.0	Judy Moller	Q	181153	7	Brisbane	23-Mar
2:08.09.0	Wendy Nixon	N	111165	2	Sydney	15-May
track						
1:33.40.2	Kerry Saxby-Junna	N	020661	5	Brisbane	6-Sep

HIGH JUMP

1.90	Petrina Price	N	260484	1	Melbourne	8-Dec
1.88	Price			1	Brisbane	25-Mar
1.87	Price			1	Melbourne	9-Dec
1.86	Price			1	Auckland	31-Mar
1.86	Price			1	Wollongong	28-Oct
1.85	Price			1	Hobart	11-Mar
1.85	Jane Jamieson	N	230675	2	Hobart	11-Mar
1.84	Jamieson			hep	Brisbane	23-Mar
1.82	Carmen Hunter	Q	261078	1	Brisbane	24-Mar
1.82	Price			1	Campbelltown	9-Jun
1.82	Jamieson			hep	Beijing	27-Aug
1.82	Price			1	Sydney	1-Dec
1.82	Casey Narrier	W	290585	2	Melbourne	8-Dec
1.82	Karen Dickson	W	161080	1	Perth	21-Dec
1.81	Kylie Wheeler	W	170180	hep	Melbourne	15-Dec
1.80	Sherryl Morrow	V	220373	1	Geelong	13-Jan
1.80	Peta Mason	Q	250479	1	Brisbane	10-Mar
1.80	Nadia Smith (Nzl)	V	180576	1	Melbourne	16-Mar
1.80	Mandy Heath	S	141180	hep	Osaka	25-May
1.78	Leah Alexander	V	020482	2	Canberra	18-Feb
1.76	Jane Millington	W	160776	=2	Melbourne	10-Feb
1.76	Lauren Foote	S	270484	2	Adelaide	3-Mar
1.76	Alexandra Church	N	140184	4	Melbourne	9-Dec
1.76	Claire Mallett	N	291284	5	Melbourne	9-Dec
1.76	Tessa Densley	V	250784	6	Melbourne	9-Dec
1.75	Melanie Street	T	130585	2	Bendigo	25-Feb
1.75	Kerry Gorski	W	021079	1	Perth	4-Mar
1.75	Lindsey McDonnell	W	130879	1	Perth	3-Nov
1.75	Sarah Williams	N	160884	1	Sydney	15-Dec
1.73	Carolyn Dempsey	V	190287	1	Melbourne	21-Jan
1.73	Ilka Manners	N	280285	1	Sydney	14-Oct
1.72	Jane Brotherton	N	120784	3	Bendigo	25-Feb
1.72	Rachael Duggan	W	020185	4	Bendigo	25-Feb
1.72	Georgie Bond	T	200683	1	Hobart	4-Mar
1.72	Jessica Meares	Q	091287	1	Melbourne	7-Dec
1.71	Sophia Begg	N	140688	1	Melbourne	8-Dec
1.71	Stephanie Vathis	V	150288	2	Melbourne	8-Dec
1.70	Hayley North	V	031285	1	Melbourne	9-Jan
1.70	Kristy Sando	S	211279	2	Adelaide	12-Jan
1.70	Lorna Gorham	N	080683	2	Sydney	10-Feb
1.70	Alisha Hewett	S	261185	2	Adelaide	10-Feb
1.70	Clare Thompson	V	281277	=3	Canberra	18-Feb
1.70	Katrina Miroshnichenko (Rus)	Q	120186	1	Bendigo	24-Feb
1.70	Emily Ryan	V	130183	2	Melbourne	16-Mar
1.70	Kristen Truscott	N	070581	2	West Lafayette	31-Mar
1.70	Elizabeth Murphy	Q	171082	1	Sydney	27-Sep
1.70	Tracie Shakleton	N	241180	2	Sydney	27-Sep
1.70	Nicky Downing	Q		3	Sydney	27-Sep
1.70	Krissa Croker	N	110885	hep	Sydney	12-Oct
1.70	Kirby Brett	N	270585	2	Sydney	14-Oct
1.70	Belinda Lavarack	Q	090176	1	Gold Coast	21-Oct
1.70	Carly Bartlett	N	080283	3	Sydney	17-Nov
1.70	Theodora Spathis	N	120983	hep	Melbourne	6-Dec
indoors						
1.71	Kristen Truscott	N	070581	2	West Lafayette	12-Jan

POLE VAULT

4.56	Tatiana Grigorieva	S	081075	1	Yokohama	15-Sep
4.55	Grigorieva			4	Edmonton	6-Aug
4.47	Grigorieva			3	Athens	11-Jun
4.45	Grigorieva			3	Brisbane	5-Sep
4.42	Grigorieva			2	Ostrava	30-May
4.41	Grigorieva			2	Eugene	27-May
4.40	Grigorieva			1	Osaka	12-May
4.35	Grigorieva			qual	Edmonton	4-Aug
4.30	Grigorieva			1	Perth	4-Mar
4.30	Grigorieva			3	Doha	18-May
4.30	Kym Howe	W	120680	1	Perth	29-Dec
4.25	Grigorieva			2	Brisbane	25-Mar
4.20	Grigorieva			1	Sydney	16-Feb
4.20	Howe			1	Canberra	18-Feb
4.20	Grigorieva			1	Melbourne	1-Mar
4.20	Rachel Dacy	V	101176	1	Melbourne	4-Aug
4.20	Howe			1	Perth	15-Dec

4.12		Bridgid Isworth	V	151081	1	Los Angeles	30-Dec
4.00		Rosanna Ditton	N	070679	1	Melbourne	10-Feb
4.00		Irie Hill (Gbr)	V	160169	2	Melbourne	10-Mar
3.90		Christie Elwin	S	040681	2	Atlanta	19-May
3.81		Lauren Eley	S	061283	3	Fullerton	28-Apr
3.80		Wendy Young	S	180384	1	Adelaide	2-Feb
3.75		Ashlee Hayes	V	221184	2	Melbourne	8-Dec
3.70		Erin Boxall	WV	311084	2	Perth	27-Jan
3.70		Tracy Young	S	040481	3	Adelaide	4-Mar
3.70		Fiona Buchanan	V	071281	9	Brisbane	25-Mar
3.65		Jana Tankosic	S	100486	4	Melbourne	8-Dec
3.60		Jenny Lovell	S	140283	4	Adelaide	4-Mar
3.60		Jacinta Lynn	V	120285	=2	Melbourne	1-Dec
3.60		Kym Lawson	V	150682	2	Melbourne	11-Dec
3.55		Sarsha McGowan	Q	220883	5	Brisbane	23-Mar
3.45		Rebecca Weisz	V	180380	1	Melbourne	29-Jan
3.45		Alice Hawryszkiwicz	S	010983	=2	Alascadero	29-Apr
3.41		Katherine Rogers	WV	170186	2	Perth	2-Dec
3.40		Charmaine Lucock	Q	080487	1	Gold Coast	21-Oct
3.40		Cathy Georgiou	V	050977	5	Geelong	24-Nov
3.40		Katrina Miroschnichenko (Rus)	Q	120186	1	Gold Coast	14-Dec
3.40		Simone Carre	WV	221082	2	Perth	15-Dec
3.35		Dawn Hartigan	V	131156	4	Melbourne	1-Feb
3.35		Tammy Newport	N	220381	1	Sydney	10-Feb
3.31		Naomi Bligh	N	060986	1	Sydney	1-Dec
3.30		Anthea Kotyla	S	210984	3	Adelaide	11-Feb
3.30		Jamie Scroop	S	290388	1	Adelaide	1-Dec
3.20		Sarah Wiltshire	V	200379	3	Melbourne	3-Mar
3.20		Krista Meares	Q	221187	1	Brisbane	27-Oct
3.10		Helen Szuster	S	280883	3	Adelaide	6-Jan
3.10		Jessica Lauder	S	050982	3	Adelaide	23-Feb
3.10		Narelle Henderson	V	300184	1	Melbourne	8-Nov
3.10		Jessica Turner	V	230283	4	Melbourne	11-Dec
3.10		Danielle O'Reilly	S	051088	2	Adelaide	1-Dec
3.05		Jessica Lyden	T	070583	1	Hobart	10-Feb
3.00		Erin Scadden	WV	020284	3	Perth	6-Jan
3.00		Heather Chandler	S	201183	3	Adelaide	16-Feb
3.00		Vivian Potiris	V	190167	4	Melbourne	17-Feb
3.00		Alana Wilcox	V	120382	1	Melbourne	17-Mar
3.00		Rebecca Ranclaud	Q	130184	6	Bendigo	24-Feb
3.00		Jen Payne	V		5	Sydney	27-Sep
3.00		Erica Roadknight	V	130685	1	Melbourne	7-Oct
3.00		Kelly Wright	Q	140684	2	Brisbane	27-Oct
3.00		Skye Humphreys	WV	190885	3	Perth	3-Nov
2.90		Felicity Probert	A	070383	1	Canberra	10-Mar
2.90		Emma Stevenson	WV	160983	4	Perth	11-Nov
2.90		Dhana-Maree Crozier	A	150471	1	Canberra	17-Nov
2.90		Amy Beckman	Q	110583	2	Brisbane	23-Nov
2.90		Vicky Parnov	WV	241090	4	Perth	2-Dec
2.90		Kylie Munn	Q	271086	6	Melbourne	6-Dec

LONG JUMP

6.88	+2.0	Bronwyn Thompson	Q	290178	2	Brisbane	7-Sep
6.64	+1.1	Thompson			1	Brisbane	11-Aug
6.63	+0.9	Nicole Boegman	N	050367	1	Lake Buena Vista	22-Jul
6.54	+1.7	Thompson			-	Brisbane	25-Mar
6.51	+1.8	Boegman			-	Brisbane	7-Sep
6.50	+0.1	Boegman			1	Montreal	11-Jul
6.48	+1.6	Thompson			1	Melbourne	1-Mar
6.46	+0.2	Thompson			1	Brisbane	25-Aug
6.45	+0.8	Shermin Oksuz	WV	240384	1	Brisbane	24-Mar
6.43	+1.7	Sharon Sutherland	WV	100377	4	Brisbane	25-Mar
6.43	+1.1	Boegman			1	Ottawa	13-Jul
6.41	+1.3	Oksuz			1	Perth	4-Mar
6.41	+0.9	Oksuz			1	Debrecen	15-Jul
6.41	-0.7	Boegman			1	Indianapolis	28-Jul
6.40	+1.3	Oksuz			1	Perth	7-Dec
6.33	+1.5	Kathleen Norman	Q	220880	2	Brisbane	25-Aug
6.26	+1.0	Nadia Smith (Nzl)	V	180576	-	Brisbane	25-Mar
6.26	+0.4	Emma Cochrane	V	051279	6	Brisbane	25-Mar
6.20	+0.8	Jane Jamieson	N	230675	hep	Brisbane	24-Mar
6.06	+1.4	Kym Burns	V	250271	10	Brisbane	25-Mar
6.03	+1.3	Jeanette Bowles	V	140179	1	Melbourne	8-Nov
6.02	+1.4	Sarah Dosen	V	181183	4	Canberra	18-Feb
6.01	+1.9	Jacinta Boyd	Q	100286	-	Melbourne	7-Dec

5.97	+0.0	Mandy Heath	S	141180	hep	Osaka	26-May
5.95	+1.0	Kylie Wheeler	W	170180	hep	Melbourne	16-Dec
5.94	+0.9	Simone Carre	W	221082	3	Brisbane	24-Mar
5.88		Anna Petrie	Q	281176	1	Brisbane	17-Feb
5.88	+1.2	Emma Knight	V	020985	3	Melbourne	7-Dec
5.88		Michelle Apostolou	S	031279	1	Adelaide	8-Dec
5.87	+1.6	Prue Robertson	N	070883	5	Sydney	16-Feb
5.87	+1.9	Clare Thompson	V	281277	6	Melbourne	1-Mar
5.86		Mariklud Viduka	V	231272	2	Melbourne	13-Dec
5.84		Rosalie Tennent	Q	171282	1	Townsville	5-May
5.83		Davina Strauss	N	030479	6	Columbia	6-May
5.81	+1.5	Sarah Sydney	Q	160284	2	Bendigo	24-Feb
5.78	+1.8	Fleur Castlereagh	N	240477	7	Canberra	18-Feb
5.77	+0.2	Glynis Nunn-Cearns	Q	041260	1	Brisbane	13-Jul
5.75	+1.1	Virginia Young	N	240276	hep	Brisbane	24-Mar
5.75		Crystal Cragan	W	010885	2	Perth	28-Oct
5.73	+0.4	Alexis Turner	Q	030785	1	Brisbane	27-Oct
5.73		Natalie Irwin	Q	091285	3	Brisbane	27-Oct
5.73	+1.0	Sherryl Morrow	V	220373	4	Geelong	24-Nov
5.70		Crystelle Coulon	N	031085	1	Sydney	17-Mar
5.70		Susannah Hahn	N	170384	1	Sydney	15-Sep
5.69	+1.3	Leona Bilous	V	041284	hep	Brisbane	24-Mar
5.69	+0.4	Melissa Moss	Q	251074	3	Brisbane	25-Aug
5.69		Kylie Reed	W	171274	5	Melbourne	13-Dec
5.67	+0.3	Jarah Jennings	Q	150186	1	Brisbane	3-Feb
5.65	+1.8	Chantelle Perera	V	070686	-	Melbourne	9-Dec
5.62		Jane Denning	V	080481	1	Melbourne	24-Nov
5.60	+0.7	Sally Jones	Q	110784	1	Brisbane	26-Oct
5.60		Meagan Rentsch	S	140776	2	Adelaide	24-Nov
5.60	+1.2	Natalie Brown	Q	070278	2	Brisbane	1-Dec
5.59		Kathryn Mitchell	V	100782	1	Ballarat	28-Jan
5.58	+1.0	Jody Eckert	NT	260485	6	Melbourne	7-Dec
5.57	+0.8	Jaime Wallace	V	260285	1	Melbourne	21-Jan
5.57		Elizabeth Murphy	Q	171082	hep	Sydney	27-Sep
5.54		Chelsea Jaensch	S	060185	1	Adelaide	6-Jan
5.54	+0.8	Stephanie Lockhart	V	161282	-	Melbourne	10-Feb
5.53		Belinda Conry	N	231083	1	Newcastle	20-Jan
5.53		Edwina Clarke	N	200685	1	Sydney	17-Feb
5.53		Jana Musumeci	Q	85	3	Brisbane	27-Oct
5.53	+0.6	Maricor Cuenca	N	010288	1	Melbourne	7-Dec
5.52	+1.7	Chelsea Scott	V	310185	2	Melbourne	21-Jan
wind-assisted							
6.71	+2.6	Nicole Boegman	N	050367	6	Brisbane	7-Sep
6.65	+3.0	Shermin Oksuz	W	240384	2	Brisbane	25-Mar
6.36	+2.6	Emma Cochrane	V	051279	2	Melbourne	1-Mar
6.33	+2.7	Nadia Smith (Nzl)	V	180576	5	Brisbane	25-Mar
6.13	+3.8	Kerrie Perkins	Q	020479	9	Brisbane	25-Mar
6.12	+3.5	Sarah Dosen	V	181183	1	Melbourne	10-Feb
6.09	+2.5	Jacinta Boyd	Q	100286	2	Melbourne	7-Dec
6.01	+4.3	Simone Carre	W	221082	2	Perth	3-Nov
5.95	+5.5	Jarah Jennings	Q	150186	2	Sydney	13-Jan
indoors							
5.85		Davina Strauss	N	030479	3	USA	23-Feb
TRIPLE JUMP							
13.74	+1.1	Nicole Mladenis	W	220975	1	Brisbane	24-Mar
13.68	-0.5	Mladenis			1	Perth	19-Oct
13.52	-0.2	Mladenis			2	Osaka	26-May
13.45	+0.2	Mladenis			1	Hobart	11-Mar
13.35	+0.1	Mladenis			-	Canberra	18-Feb
13.32	-0.3	Mladenis			7	Brisbane	6-Sep
13.27		Mladenis			1	Sydney	15-May
13.25	+1.0	Mladenis			1	Perth	4-Mar
13.05	-0.5	Mladenis			qual	Brisbane	23-Mar
12.95	+1.6	Gillian Ting	N	200177	1	Newcastle	3-Feb
12.94	+1.0	Ting			2	Perth	4-Mar
12.70		Michelle Apostolou	S	031279	1	Adelaide	17-Nov
12.62	-0.3	Katie Sumpton	N	250778	qual	Brisbane	23-Mar
12.60	-1.8	Sarah Sydney	Q	160284	1	Bendigo	23-Feb
12.37		Rebekah Williams	W	020684	1	Perth	27-Oct
12.36	-1.5	Simone Carre	W	221082	1	Perth	17-Feb
12.35		Carmen Miller	T	180778	1	Penguin	27-Jan
12.35	+2.0	Kate O'Donnell	N	021184	1	Melbourne	8-Dec
12.34	+0.5	Jarah Jennings	Q	150186	1	Brisbane	4-Feb
12.28	+0.5	Sara Asamoah	Q	85	1	Brisbane	27-Oct

12.23		Crystal Cragan	W	010885	2	Perth	27-Oct
12.22		Jane Denning	V	080481	1	Melbourne	3-Mar
12.17	-0.6	Mariklud Viduka	V	231272	1	Melbourne	29-Nov
12.17	+1.1	Jeanette Bowles	V	140179	2	Melbourne	29-Nov
12.15		Anna Coster	S	050983	1	Adelaide	10-Feb
12.11	+0.8	Emma Knight	V	020985	3	Melbourne	8-Dec
12.07	+1.2	Stephanie Lockhart	V	161282	1	Melbourne	9-Feb
12.05		Paula Lodge	S	100177	2	Adelaide	17-Nov
12.01		Melissa Tucker	N	030180	1	Sydney	27-Oct
11.93	+0.6	Kylie Smith	V	161183	2	Melbourne	6-Dec
11.92	-2.5	Sally Jones	Q	110784	1	Brisbane	27-Oct
11.92	+1.8	Tabitha Dudley	V	150486	-	Melbourne	8-Dec
11.91		Helen Galanopoulos	V	171080	2	Melbourne	3-Mar
11.84	+1.9	Kathleen Norman	Q	220880	1	Brisbane	26-Mar
11.74	+1.1	Rachael Duggan	W	020185	2	Perth	10-Feb
11.72	+0.9	Linda Allen	Q	220387	-	Melbourne	8-Dec
11.70	-0.4	Erin Cupper	V	020880	2	Melbourne	9-Feb
11.70		Sarah Laughlin	Q		2	Brisbane	27-Oct
11.69	-1.1	Melissa Moss	Q	251074	3	Brisbane	11-Mar
11.67	+1.5	Linda Caruana	N	211079	4	Sydney	11-Feb
11.67	+0.9	Rebecca Hamblin	N	250486	5	Melbourne	8-Dec
11.65	+0.4	Bianca Debartolo	N	170885	4	Sydney	12-Jan
11.64	+1.2	Alexis Turner	Q	030785	7	Melbourne	8-Dec
11.61	+1.8	Angela Garden	N	290683	5	Sydney	11-Feb
11.60	-0.5	Tarja Clarke	Q	030785	6	Bendigo	23-Feb
11.54	+0.5	Laura Townshend	W	240685	7	Bendigo	23-Feb
11.50	+0.9	Kelly Pinkerton	Q	210787	-	Melbourne	8-Dec
11.50	+1.8	Courtney Biggs	N	010486	6	Melbourne	8-Dec
wind-assisted							
13.81	+3.0	Nicole Mladenis	W	220975	1	Perth	10-Feb

SHOT PUT

16.15		Michelle Haage	N	141174	1	Auckland	31-Mar
16.14		Haage			4	Osaka	26-May
15.72		Haage			1	Canberra	18-Feb
15.68		Haage			2	Brisbane	24-Mar
15.62		Haage			1	Sydney	24-Nov
15.61		Haage			1	Newcastle	3-Feb
15.54		Haage			1	Sydney	10-Feb
15.54		Haage			1	Sydney	10-Nov
15.47		Haage			1	Sydney	10-Mar
15.08		Haage			1	Sydney	15-May
15.00		Haage			1	Sydney	6-Jan
15.00		Haage			1	Sydney	4-Feb
14.29		Alifatou Djibril (Tog)	S	130280	1	Adelaide	20-Oct
14.00		Jane Jamieson	N	230675	hep	Brisbane	23-Mar
13.86		Belinda Johnson	N	011184	2	Newcastle	3-Feb
13.85		Melissa Fattore	N	010982	1	Newcastle	20-Jan
13.82		Melissa Delich	W	051079	1	Perth	16-Mar
13.54		Alison Lever	Q	131072	1	Brisbane	1-Sep
13.54		Rebecca Neilsen	V	180983	1	Melbourne	8-Dec
13.51		Ana Pouhila (Ton)	S	181079	1	Adelaide	16-Feb
13.29		Clare Thompson	V	281277	1	Melbourne	10-Feb
13.07		Mandy Heath	S	141180	hep	Melbourne	15-Dec
12.99		Deborah Lovely	Q	200683	3	Brisbane	25-Mar
12.92		Monique Nacsa	Q	261076	1	Brisbane	25-Aug
12.77		Tereapii Tapoki (Cki)	S	190484	1	Adelaide	10-Feb
12.73		Chris Schultz	V	090151	2	Melbourne	10-Feb
12.73		Leana Bishop	Q	250185	3	Melbourne	8-Dec
12.70		Larisa Turchinskaya (Rus)	V	290465	1	Melbourne	15-Nov
12.69		Kesaia Pohiva	N	030185	3	Sydney	12-Jan
12.66		Annabel Thomson	N	120587	1	Melbourne	8-Dec
12.61		Sharyn Dickson	N	190784	3	Melbourne	9-Dec
12.57		Cecilia McIntosh	V	210679	1	Melbourne	8-Nov
12.55		Byrony Glass	W	310377	1	Perth	20-Jan
12.51		Rebecca Papadopoulos	N	180186	2	Melbourne	8-Dec
12.36		Rachael Kingsbury	W	161283	2	Perth	17-Feb
12.34		Jane Lynch	N	200184	1	Sydney	15-Sep
12.34		Samantha Fraser	Q	200284	4	Melbourne	8-Dec
12.27		Lauren Bettini	W	151185	1	Perth	15-Dec
12.25		Sally Bramwell	V	230181	2	Melbourne	29-Nov
12.23		Christy Thiel	N	300474	3	Sydney	6-Jan
12.18		Cathy Gardiner	N	160272	2	Sydney	10-Mar
12.15		Rebecca Ball	V	270785	1	Melbourne	3-Mar
12.13		Amber Loone	T	130380	1	Penguin	3-Feb

12.11	Rosalie Tennent	Q	171282	1	Townsville	5-May
12.07	Joanne Morris	Q	250680	1	Brisbane	10-Mar
12.07	Bronwyn Eagles	N	230880	4	Canberra	14-Dec
12.03	Melanie Gramencz	Q	220284	2	Brisbane	27-Oct
11.97	Caroline Jackman	S	150274	2	Adelaide	24-Nov
11.90	Jodi Willis-Roberts	V	240467	1	Gold Coast	5-Aug
11.90	Kylie Wheeler	W	170180	hep	Perth	17-Nov
11.89	Lauren Smith	W	260388	1	Perth	28-Oct
11.86	Amanda Constable	V	310371	2	Melbourne	3-Mar
11.73	Tamika Hicks	V	230477	1	Melbourne	27-Oct
11.71	Sarah Bettini	W	240787	2	Perth	28-Oct
11.70	Raelene Warren	V	170278	2	Melbourne	2-Nov
11.70	Gillian Ragus	W	050476	hep	Melbourne	15-Dec

DISCUS THROW

63.25	Alison Lever	Q	131072	1	Townsville	23-Jun
60.61	Lever			1	Townsville	24-Jun
59.74	Lever			1	Brisbane	25-Mar
59.54	Lever			1	Calgary	23-Jul
59.50	Lever			1	Brisbane	15-Jun
58.95	Lever			1	Brisbane	1-Sep
58.84	Lever			7	Brisbane	6-Sep
58.57	Lever			1	Canberra	19-Dec
58.43	Lever			1	Calgary	26-Jul
58.36	Lever			1	Brisbane	17-Mar
57.93	Monique Nacsa	Q	261076	1	Sydney	15-May
57.45	Nacsa			2	Osaka	23-May
57.13	Christy Thiel	N	300474	1	Sydney	24-Feb
54.80	Debbie Pickersgill	Q	230380	2	Canberra	14-Dec
50.90	Deborah Lovely	Q	200683	1	Brisbane	27-Oct
50.25	Alifatou Djibril (Tog)	S	130280	6	Brisbane	25-Mar
47.96	Samantha Fraser	Q	200284	1	Brisbane	3-Feb
47.11	Elaine Targett	N	101181	2	Sydney	10-Nov
46.97	Samantha Collier	Q	180485	2	Brisbane	21-Dec
46.78	Kathy Dodsworth	N	081175	1	Murray	5-May
46.01	Breanna Neighbour	V	290981	1	Melbourne	13-Oct
45.98	Leigh Hapgood	Q	190281	2	Sydney	27-Sep
45.83	Rhiannon Rae	N	010183	8	Brisbane	25-Mar
45.80	Michelle Haage	N	141174	2	Sydney	10-Mar
45.52	Tamika Hicks	V	230477	1	Melbourne	13-Oct
45.19	Fiona La Praik	N	221282	3	Sydney	27-Sep
45.15	Sian Cooper	V	230282	1	Melbourne	10-Feb
44.71	Leana Bishop	Q	250185	1	Cairns	16-Jun
44.37	Raelene Warren	V	170278	1	Melbourne	8-Nov
44.20	Casey Taylor	N	050382	4	Newcastle	3-Feb
43.74	Belinda Forsyth	N	191285	2	Sydney	11-Feb
43.19	Rebecca Neilsen	V	180983	1	Melbourne	16-Mar
42.94	Sharyn Dickson	N	190784	4	Sydney	11-Feb
42.56	Tereapii Tapoki (Cki)	S	190484	2	Adelaide	16-Feb
42.54	Lauren Burns	V	221283	1	Melbourne	7-Oct
41.74	Tameika Walters	T	251081	1	Penguin	21-Oct
41.24	Megan Boyes	V	091280	1	Melbourne	20-Oct
41.10	Sally Bramwell	V	230181	3	Melbourne	29-Nov
41.04	Megan Kendall	N	280386	1	Sydney	14-Oct
41.00	Chris Schultz	V	090151	1	Melbourne	23-Jan
40.93	Cathy Gardiner	N	160272	7	Sydney	10-Mar
40.85	Belinda Johnson	N	011184	4	Sydney	10-Nov
40.78	Jessica Morley	Q	190784	2	Brisbane	27-Oct
40.57	Sharmane Motuliki	N	130387	1	Sydney	28-Sep
40.48	Lauren Bettini	W	151185	1	Perth	21-Nov
40.27	Zennique Giampietro	N	151087	1	Melbourne	7-Dec
40.20	Calista Lyon	V	020186	2	Melbourne	7-Dec
40.16	Kim Logan	Q	041181	2	Cairns	16-Jun

HAMMER THROW

70.19	Bronwyn Eagles	N	230880	1	Calgary	30-Jul
69.24	Eagles			1	Calgary	26-Jul
68.87	Eagles			3	Edmonton	7-Aug
68.83	Eagles			1	Hobart	11-Mar
68.73	Eagles			1	Canberra	18-Feb
68.49	Eagles			1	Calgary	23-Jul
68.38	Eagles			2	Melbourne	9-Sep
68.37	Eagles			1	Perth	4-Mar
68.35	Eagles			qual	Edmonton	6-Aug
67.79	Eagles			3	Doha	18-May

67.24	Eagles			1	Melbourne	1-Mar
67.21	Eagles			1	Palo Alto	9-Jun
67.08	Eagles			1	Osaka	23-May
64.81	Karyne Perkins-Di Marco	N	140378	4	Calgary	30-Jul
62.64	Brooke Krueger	S	090780	4	Melbourne	1-Mar
58.77	Maree Ryabovitch	N	010380	2	Sydney	17-Nov
58.30	Kellie Hall	N	270179	3	Sydney	17-Nov
57.70	Nicole Robertson	N	040782	1	Sydney	15-Dec
57.29	Byrony Glass	W	310377	1	Perth	17-Feb
55.77	Gabrielle Neighbour	V	221183	1	Melbourne	8-Nov
53.10	Sharyn Tennent	Q	081180	8	Brisbane	24-Mar
52.44	Raelene Warren	V	170278	1	Melbourne	13-Dec
51.62	Deborah Lovely	Q	200683	6	Canberra	18-Feb
49.25	Rebecca Neilsen	V	180983	2	Melbourne	29-Nov
48.31	Anthea Rallis	S	150777	1	Adelaide	15-Dec
48.03	Ann Hansen (Fin)	V	201170	2	Melbourne	1-Feb
47.40	Breanna Neighbour	V	290981	2	Melbourne	13-Oct
46.99	Breanne Clement	N	020782	1	Canberra	3-Mar
46.69	Belinda Maher	W	170283	1	Perth	3-Nov
46.19	Alyssa Vella	N	180584	1	Sydney	13-Jan
46.08	Sian Cooper	V	230282	2	Melbourne	10-Feb
45.67	Alexie Brown	W	040186	1	Bendigo	25-Feb
44.92	Narelle Craig	S	020378	3	Adelaide	12-Jan
44.58	Helen Wallis	Q	250185	2	Darwin	20-May
43.40	Kristy Mills	Q	260784	1	Gold Coast	5-Aug
43.35	Megan Kendall	N	280386	1	Melbourne	8-Dec
43.27	Samantha Fraser	Q	200284	5	Melbourne	6-Dec
43.06	Carlee Van Dyk	V	120285	2	Melbourne	23-Jan
42.94	Cecilia McIntosh	V	210679	1	Melbourne	20-Oct
41.83	Lisa Kirsch	T	270252	1	Hobart	10-Feb
41.79	Sarah Noble	V	130882	1	Melbourne	20-Oct
41.07	Sharon Gibbons	N	130658	7	Sydney	10-Feb
40.45	Cathy Gardiner	N	160272	7	Sydney	10-Feb
40.37	Katie Williams	V	240585	4	Sydney	13-Jan
40.37	Tina Abbott	Q	040185	3	Brisbane	27-Oct
40.03	Kylie Bicknell	S	190783	2	Adelaide	10-Mar
40.00	Sally Chapman	N		1	Canberra	10-Nov
39.94	Amy Lamond	Q	030185	3	Brisbane	26-Oct
39.65	Tamika Hicks	V	230477	3	Melbourne	31-Mar
39.34	Denise Palmer	N	180851	3	Sydney	3-Nov
39.29	Melissa Delich	W	051179	4	Perth	17-Feb
39.13	Sarah-Jane Smith	V	080384	1	Melbourne	20-Jan
38.75	Erin Petrovic	N	280285	2	Sydney	17-Nov
38.59	Emily Nolan	N	140184	6	Bendigo	23-Feb
38.37	Caroline Jackman	S	150274	3	Adelaide	15-Dec
38.34	Tandi Greene	N		3	Sydney	27-Oct
38.08	Cara Mackey	V	081085	3	Melbourne	20-Jan

JAVELIN THROW

54.98	Kathryn Mitchell	V	100782	1	Ballarat	7-Dec
53.88	Rosemary Hooper	V	040878	2	Brisbane	25-Mar
53.67	Cecilia McIntosh	V	210679	1	Auckland	31-Mar
52.70	McIntosh			1	Melbourne	8-Nov
51.97	Mitchell			1	Ballarat	10-Nov
51.83	Kimberley Mickle	W	281284	1	Debrecen	14-Jul
51.83	McIntosh			1	Melbourne	29-Nov
51.80	McIntosh			1	Melbourne	13-Dec
51.79	McIntosh			1	Melbourne	15-Nov
51.38	Mitchell			1	Canberra	19-Dec
50.85	Stephanie Hancock	Q	090382	1	Brisbane	9-Nov
50.82	Mickle			1	Canberra	14-Dec
50.37	Mickle			1	Perth	30-Dec
46.70	Jane Jamieson	N	230675	hep	Beijing	29-Aug
46.66	Siobhan Taylor	V	031280	1	Melbourne	3-Mar
46.02	Emily Nolan	N	140184	1	Canberra	11-Mar
45.73	Samantha Pearson	N	140585	1	Newcastle	3-Feb
45.57	Mandy Heath	S	141180	hep	Melbourne	16-Dec
45.48	Rebecca Noy	N	050281	2	Newcastle	3-Feb
44.66	Belinda Johnson	N	011184	2	Sydney	11-Jan
44.65	Caroline Jackman	S	150274	8	Brisbane	25-Mar
44.61	Katherine Ellem	Q	270285	1	Melbourne	9-Dec
43.09	Taegen Coddington	N	241182	1	Sydney	7-Jan
43.06	Kate Smith	Q	100282	4	Brisbane	23-Mar
42.78	Zoe Pelbart	N	110887	1	Melbourne	9-Dec
42.53	Natasha De Niese	V	111078	1	Melbourne	27-Oct

42.28	Sharon Gibbons	N	130658	1	Sydney	14-Apr
42.23	Kate Adams	A	100282	1	Canberra	11-Mar
42.11	Ashleigh Payne	N	070486	5	Bendigo	24-Feb
41.95	Melissa Wilson	S	83			
41.40	Corinne Morrison	N	120286	1	Sydney	15-Sep
41.36	Lauren Burns	V	221283	1	Melbourne	7-Oct
41.29	Alicia Marshall	S	120385	4	Melbourne	9-Dec
41.28	Sharyn Dickson	N	190784	3	Sydney	28-Jan
40.99	Janelle Campbell	V	060582	1	Melbourne	13-Jan
40.98	Amy Springate	Q	291184	1	Brisbane	27-Oct
40.88	Clare Thompson	V	281277	7	Singapore	18-Aug
40.84	Annabel Thomson	N	120587	1	Sydney	15-Sep
40.64	Cassandra Richards	N	210786	2	Sydney	15-Sep
40.45	Nikki Aspris	V	141081	2	Melbourne	17-Mar
40.12	Kristy Watkins	N	251183	4	Sydney	11-Feb
40.09	Ana Pouhila (Ton)	S	181079	1	Adelaide	16-Feb

HEPTATHLON

6,070	Jane Jamieson	N	230675	1	Brisbane	24-Mar
	(14.05, 1.84m, 13.17m, 25.23, 6.20m, 45.30m, 2.22.91)					
6,041	Jamieson			1	Beijing	29-Aug
	(14.28, 1.82m, 13.57m, 25.48, 6.03m, 46.70m, 2.19.10)					
5,877	Mandy Heath	S	141180	2	Osaka	26-May
	(14.76, 1.80m, 12.63m, 24.84, 5.97m, 44.07m, 2.19.24)					
5,863	Jamieson			6	Brisbane	5-Sep
	(14.10, 1.80m, 13.55m, 25.29, 5.90m, 45.51m, 2.29.06)					
5,702	Kylie Wheeler	W	170180	3	Osaka	26-May
	(14.12, 1.80m, 11.44m, 25.05, 5.94m, 33.23m, 2.15.31)					
5,672	Heath			2	Brisbane	24-Mar
	(14.80, 1.75m, 12.20m, 24.94, 5.87m, 42.59m, 2.22.12)					
5,648	Wheeler			1	Melbourne	16-Dec
	(14.33, 1.81m, 11.79m, 25.26, 5.95m, 31.00m, 2.15.58)					
5,570	Clare Thompson	V	281277	3	Brisbane	24-Mar
	(13.94, 1.69m, 12.16m, 24.67, 5.53m, 38.57m, 2.21.54)					
5,225	Virginia Young	N	240276	5	Brisbane	24-Mar
	(14.35, 1.66m, 11.49m, 26.76, 5.75m, 34.31m, 2.21.78)					
5,172	Gillian Ragus	W	050476	3	Melbourne	16-Dec
	(14.11, 1.54m, 11.70m, 25.39, 5.43m, 32.52m, 2.18.29)					
4,913	Rosalie Tennent	Q	171282	1	Brisbane	24-Mar
	(14.81, 1.51m, 11.61m, 25.48, 5.59m, 33.78m, 2.32.45)					
4,852	Lauren Foote	S	270484	1	Melbourne	7-Dec
	(15.72, 1.67m, 10.76m, 25.64, 5.08m, 33.59m, 2.25.42)					
4,813	Leona Bilous	V	041284	2	Melbourne	7-Dec
	(15.45, 1.50m, 11.40m, 25.34, 5.57m, 31.57m, 2.36.38)					
4,777	Elizabeth Murphy	Q	171082	1	Brisbane	4-Feb
	(15.58, 1.63m, 10.17m, 26.86, 5.41m, 33.38m, 2.24.83)					
4,729	Belinda Sanders	N	030682	2	Brisbane	24-Mar
	(15.70, 1.63m, 9.98m, 26.51, 5.39m, 36.27m, 2.32.53)					
4,681	Rebecca O'Loughlin	V	110478	4	Melbourne	16-Dec
	(15.54, 1.66m, 11.34m, 27.03, 4.84m, 30.17m, 2.23.22)					
4,651	Melissa Tucker	N	030180	1	Sydney	7-Jan
	(16.39, 1.55m, 10.02m, 25.84, 5.50m, 31.42m, 2.24.77)					
4,586	Chelsea Jaensch	S	060185	1	Adelaide	28-Oct
	(14.76, 1.63m, 8.97m, 26.60, 5.34m, 32.26m, 2.41.18)					
4,517w	Belinda Johnson	N	011184	1	Sydney	13-Oct
	(15.85, 1.64m, 12.93m, 28.01, 4.98m, 41.73m, 2.57.01)					
4,491	Jane Brotherton	N	120784	5	Brisbane	24-Mar
	(16.52, 1.69m, 10.56m, 27.05, 5.45m, 28.28m, 2.38.24)					
4,404	Danielle Senior	N	170781	9	Brisbane	24-Mar
	(15.42, 1.69m, 7.50m, 26.25, 4.98m, 32.05m, 2.40.79)					
4,308	Melissa Moss	Q	251074	2	Brisbane	4-Feb
	(14.59, 1.51m, 7.78m, 24.90, 5.58m, 17.96m, 2.44.33)					
4,116w	Krissa Croker	N	110885	3	Sydney	13-Oct
	(18.04, 1.70m, 9.27m, 25.75, 5.06m, 23.41m, 2.45.12)					
4,013	Sally Bult	W	031070	2	Perth	21-Jan
	(14.76, 1.58m, 9.39m, 29.01, 5.26m, 30.10m, 3.10.5)					

ACKNOWLEDGEMENTS

Carlie Merenda, Dianne Poetschka, Ian Boswell, Fletcher McEwen, Beth Stott, Brendon Hill, Helen Moir, Ray Delphin, Linda Butler, Peter Waddell, Mary Bell, Rick Cattermole, Dan Suchy, David Tarbotton, John Mitchell, Pat Clohessy, Owen Goulding, Steve Bennett, Ronda Jenkins, Tim Zichy-Woinarski, Frank Woods, Ray Smith, Graham Thomas, George Proimos, Shirley Orr, Stephen Lock, Brian Roe, Peter Hamilton, Grant McKay, Rod Griffin, Tina Folmer, Joan Hines, Terry O'Halloran, Sophie Kiel, Mark Stewart, Bruce Bauer, Sharon Hannan, Anton Booth, Emmo Goetze, Heinrich Hubbeling, Mark Purvis, John Harding, Kathy Nicholls, Ken Nakamura.

Could all corrections, additions etc. be sent to

Paul Jenes

Fax 03 9844 1863

Email: jenesp@ausport.gov.au

23-25 Grandview Road

Warrandyte

Victoria 3113

2001 AUSTRALIAN U20 - U14 RANKING LIST

Compiled by Dan Suchy and David Tarbotton (Athletics Australia Junior Statistician)

Amendments to: david.tarbotton@athletics.org.au - U20 & U18, or suchy@ozemail.com.au - U16 & U14.

Under-20 Rankings includes performances from athletes born 1982 or later, the Under-18 lists are for athletes born in 1984 & 1985 only. Under-16 lists are for athletes born in 1986 & 1987. Under-14 lists are for athletes born in 1988 or later.

The Rankings include the Top-10 Under 20 and top-5 U18, U16 and U14.

Purchase of Rankings: The final 2001 U20-U14 Rankings, with many events over 30 deep, are available for purchase from Dan Suchy. Please send \$6 (includes postage) to Dan Suchy at 9 Sunny Place, St Johns Park 2176

ACKNOWLEDGEMENTS

Paul Jenes, Carlie Merenda, Dianne Poetschka, Ian Boswell, Fletcher McEwen, Brendon Hill, Linda Butler, Peter Waddell, John Mitchell, Pat Clohessy, Owen Goulding, Tim Zichy-Woinarski, Stephen Lock, Brian Roe, Peter Hamilton, Sophie Kiel, Mark Stewart, Sharon Hannan, Heinrich Hubbeling, John Harding, Aaron Warburton, Sam Nash, Peter Matthews, Mel Watman, Mirko Jalava, Anton Booth, Lawrie Barclay, Mark Donahoo, Alex Parnov and Alan Launder.

Male

Under 20 mens 100 metres

10.49	1.8	David	Geddes	260182	N	1-Dec	Syd	1
10.52	1.8	Kane	Watson	260782	W	21-Dec	Per	1
10.60	1.8	Adam	Miller	220684	N	01-Dec	Syd	4
10.66	0.1	Kris	Neofytou	030584	N	24-Feb	Ben	1
10.71	1.9	Jamie	Barnes	170883	Q	25-Oct	Bri	1h
10.74	-0.3	Brett	Eaton	240284	W	13-Jan	Syd	1
10.75	1.2	Michael	Budlender	020882	V	08-Jul	Tel-A	5h
10.77	1.1	Fabrice	Lapierre	171083	N	13-Oct	Syd	1h
10.81	0.8	Scott	Wells	220483	T	25-Mar	Bri	3
10.89	1.6	Courtney	McLeod	180383	Q	26-Oct	Bri	1
10.89	1.8	Warwick	Cregan	020584	W	21-Dec	Per	3
10.89	0.0	Steve	Landers	250783	V	27-Oct	Mel	1

Under 18 mens Additions

10.90	0.7	John	Thornell	220485	N	14-Sep	Syd	1
wind assisted								
10.70	3.9		Thornell			13-Oct	Syd	1
10.72	2.2		Wells			13-Oct	Can	1
10.79	3.9	Jacob	Groth	071285	N	13-Oct	Syd	2
10.80	2.1	Sam	Brewer	051183	Q	26-Oct	Bri	1h
10.81	3.9	Paul	Stickler	170285	N	13-Oct	Syd	3
10.83	4.0	Luke	Trembath	100282	N	02-Nov	GC	1
10.84	4.0		McLeod			02-Nov	GC	2
10.87	2.4	David	Pearson	290183	Q	25-Aug	Bri	1

Under 16 mens 100 metres

11.06	1.4	Sam	Kiely	86	N	14-Oct	Syd	1
11.17	1.2	Brett	Robinson	86	N	15-Sep	Syd	1
11.18	0.0	Robert	Marks	86	N	17-Nov	Syd	1
11.20	1.4	Stephen	Myers	86	N	14-Oct	Syd	3
11.20	0.0	Adam	Remmers	86	V	09-Dec	Mel	1h
wind assisted								
11.05	4.2	Brendan	Galic	87	A	10-Nov	Can	1

Under 14 mens 100 metres

11.75	-1.4	Mitchell	Watt	88	Q	09-Dec	Mel	1
11.76	1.9	David	Kim	88	N	14-Oct	Syd	1
11.87	2.0	Michael	Bolton	88	V	09-Dec	Mel	1h
11.93	2.0	Ken	Bridger	88	Q	09-Dec	Mel	2h

Under 20 mens 200 metres

21.43	2.0	Fabrice	Lapierre	171083	N	24-Nov	Syd	1
21.43	1.1	Scott	Wells	220483	A	15-Dec	Can	1
21.44	0.9	David	Geddes	260182	N	25-Mar	Bri	1
21.47	1.3	Kris	Neofytou	030584	N	28-Jan	Syd	1
21.60	-2.1	Jamie	Barnes	170883	Q	09-Dec	Mel	1
21.63	0.4	Brett	Eaton	240284	W	14-Jul	Deb	4s
21.65	-3.4	Ross	Fowler	080782	Q	31-Mar	Auck	3
21.66	2.0	Luke	Trembath	100282		11-Feb	Syd	1h
21.83	2.0	John	Thornell	220485	N	15-Sep	Syd	1
21.83	-3.0	Adam	Miller	220684	N	09-Dec	Mel	1

Under 18 mens Additions

22.06	2.0	Michael	Sala	080584	N	11-Feb	Syd	2h
Wind Assisted								
21.04	3.9		Geddes			10-Nov	Syd	1
21.29	3.9		Neofytou			10-Nov	Syd	2
21.57	2.7		Wells			17-Nov	Can	1
21.74	3.7		Thornell			10-Oct	Syd	1

Mens Under 16 200 metres

22.53	1.7	Timothy	Rooke	86	V	04-Nov	Mel	1
22.54	1.4	Christopher	Costanzo	87	V	04-Nov	Mel	1
22.57	-0.8	Adam	Remmers	86	V	24-Feb	Ben	1
22.66	-1.6	Brett	Robinson	86	N	15-Sep	Syd	1
22.75	-1.6	Adham	El-Zbaidieh	86	N	15-Sep	Syd	2

Under 14 mens 200 metres

24.14	1.9	Michael	Bolton	88	V	04-Nov	Mel	1
24.15		Mitchell	Watt	88	Q	3-Nov	Bri	1
24.27	-0.9	David	Laurie	88	Q	29-Oct	Bri	1
24.27	1.9	Jason	Poon	88	V	04-Nov	Mel	2
24.34	-1.7	Sam	Voss	88	N	09-Dec	Mel	1h
wind assisted								
24.09	2.2	Anthony	Sexton	88	A	06-Nov	Can	1

Under 20 mens 400 metres

46.07		Mark	Ormrod	011282	S	24-May	Osaka	4
46.8		David	Geddes	260182	N	02-Sep	GC	3
47.82		Keith	Sheehy	141083	S	01-Dec	Ade	1
48.06		Aaron	Jones	030183	T	18-Mar	Peng	1
48.15		Steve	Landers	250783	V	09-Dec	Mel	1
48.28		Courtney	McLeod	180383	Q	25-Mar	Bri	3
48.32		Christian	Rendina	250782	V	25-Mar	Bri	4
48.36		Ryan	Turton	210683	N	09-Dec	Mel	3
48.44		Sean	Avery	280282	V	15-Nov	Mel	1
48.53		Kris	Neofytou	030584	N	14-Sep	Syd	1

Under 18 mens Additions

48.59		Peter	Hoggan	040184	V	09-Dec	Mel	1
48.75		Ross	Ridgewell	050985	N	09-Dec	Mel	2
49.10		Gavin	Jefferies	280285	N	09-Dec	Mel	3
49.0		Werner	Botha	171285	Q	14-Oct	Bri	1

Under 16 mens 400 metres

48.77		Joel	Milburn	86	N	09-Dec	Mel	1
49.57		Timothy	Rooke	86	V	09-Dec	Mel	3
49.57		Stefan	Garrubba	86	V	09-Dec	Mel	2
49.65		James	Downey	87	Q	09-Dec	Mel	4
50.37		Tristan	Thomas	86	T	09-Dec	Mel	2sf

Under 14 mens 400 metres

52.57		Tristan	Garrett	88	N	09-Dec	Mel	1
53.23		Justin	Baker	88	Q	09-Dec	Mel	3
53.64		Dominic	Hennessy	88	Q	09-Dec	Mel	4
53.96		Stephen	McCarthy	88	Q	29-Oct	Bri	1
54.31		Gavin	Hargins		S	09-Dec	Mel	3h

Under 20 mens 800 metres

1:50.23		Aaron	Jones	030183	T	25-Mar	Bri	1
1:50.69		Mitchell	Kealey	280184	Q	16-Nov	Bri	2
1:51.48		Werner	Botha	171285	Q	16-Nov	Bri	4
1:51.85		Zane	Palmer	030585	Q	17-Mar	Bri	2
1:51.86		Daniel	Macdonald	220284	N	24-Nov	Syd	2
1:51.91		Andrew	Krummins	170184	V	10-Feb	Mel	3
1:52.36		Andrew	O'Neill	050783	N	18-Feb	Can	7
1:52.80		Mark	Fountain	100382	V	08-Nov	Mel	1
1:53.2		Tyson	Mahon	100986	V	08-Nov	Mel	2
1:53.46		Darien	Williams	050584	A	15-Dec	Can	1

Under 16 mens 800 metres

1:53.2		Tyson	Mahon	86	V	08-Nov	Mel	2
1:55.70		Joel	Milburn	86	N	09-Dec	Mel	2
1:57.94		Brad	Woods	86	N	09-Dec	Mel	3h
1:58.43		Dean	Bowen	86	Q	09-Dec	Mel	4
1:58.49		Travis	Prigg	86	N	15-Sep	Syd	1

Under 14 mens 800 metres

2.03.87	Justin	Baker	88	Q	09-Dec	Mel	1
2.06.16	Daniel	Comparini		N	09-Dec	Mel	2
2.06.77	James	Southgate	88	A	09-Dec	Mel	3
2.06.98	Brys	Glasson	88	A	09-Dec	Mel	4
2.07.73	Kane	Brigg	88	Q	09-Dec	Mel	2h

Under 20 mens 1500 metres

3:46.60	Andrew	O'Neill	050783	N	16-Feb	Syd	11
3:49.0	Mark	Fountain	100382	V	15-Nov	Mel	1
3:50.50	Mitchell	Kealey	280184	Q	06-Dec	Mel	7
3:51.8	Shawn	Forrest	100783	V	15-Nov	Mel	4
3:52.6	Clint	Perrett	110583	V	15-Nov	Mel	6
3:53.13	Adam	Bishop	231082	S	01-Dec	Ade	
3:53.30	Bradley	Dyson	110682	T	15-Dec	Hob	1
3:53.70	Tyson	Mahon	100986	V	15-Nov	Mel	4
3:54.7	Tim	McGrath	040583	N	03-Mar	Syd	
3:54.8	Adam	Bishop	231082	S	15-Dec	Ade	1

Under 18 mens Additions

3:56.50	Collis	Birmingham	271284	V	09-Dec	Mel	3
3:57.76	Jayden	Russ	180785	Q	23-Nov	Bri	7
3:58.92	Jayden	Russ	180785	Q	09-Dec	Mel	4
3:59.2	Daniel	McDonald	220284	N	17-Nov	Syd	6

Under 16 mens 1500 metres

3:57.90	Tyson	Mahon	86	V	09-Dec	Mel	1
4.02.2	Travis	Prigg	86	N	03-Nov	Syd	2
4.04.0	Cole	Fitzpatrick	86	N	03-Nov	Syd	4
4.05.89	Andrew	Southwell	86	Q	29-Oct	Bri	1
4.06.13	Brad	Woods	86	N	09-Dec	Mel	3

Under 14 mens 1500 metres

4.22.94	Kane	Brigg	88	Q	09-Dec	Mel	1
4.23.23	James	Southgate	88	A	09-Dec	Mel	2
4.23.28	Jye	Wilson	88	Q	09-Dec	Mel	3
4.28.85	Mark	Schofield	88	Q	29-Oct	Bri	3
4.30.15	Joshua	Tighe	88	N	09-Dec	Mel	4

Under 20 mens 3000 metres

8:14.95	Shawn	Forrest	100783	V	06-Dec	Mel	1
8:17.72	Mark	Fountain	100382	V	06-Dec	Mel	1
8:18.36	Brad	Dyson	110682	T	06-Dec	Mel	2
8:23.71	Clint	Perrett	110583	V	06-Dec	Mel	3
8:25.55	Trent	Wallace	82	V	06-Dec	Mel	4
8:26.23	Luke	Taylor	190383	N	03-Feb	New	15
8:33.29	Collis	Birmingham	271284	V	06-Dec	Mel	8
8:35.33	Richard	Jeremiah	031282	V	06-Dec	Mel	7
8:35.93	Mitchell	Kealey	280184	Q	09-Dec	Mel	1
8:36.71	Adam	Bishop	231082	S	06-Dec	Mel	9

Under 18 mens Additions

8:43.16	Mark	Shepherd	291084	A	09-Dec	Mel	3
8:49.36	Jayden	Russ	180785	Q	09-Dec	Mel	4
8:52.93	Jeremy	Fink	260684	V	09-Dec	Mel	6

Under 16 mens 3000 metres

8:48.48	Nicholas	Davis	86	Q	09-Dec	Mel	1
8:53.10	Travis	Prigg	86	N	09-Dec	Mel	2
8:58.86	Peter	Gajda	86	Q	09-Dec	Mel	3
8:59.98	Sam	Ellis	86	V	09-Dec	Mel	4
9.01.91	Damien	West	86	T	09-Dec	Mel	5

Under 14 mens 3000 metres

10.05.5	Andrew	Smith	88	N	18-Mar	Syd	1
---------	--------	-------	----	---	--------	-----	---

Under 20 mens 5000 metres

14:13.86	Shawn	Forrest	100783	V	01-Mar	Mel	21
14:29.2	Clint	Perrett	110583	V	09-Nov	Mel	12
14:33.4	Richard	Jeremiah	82	V	13-Dec	Mel	8
14:42.90	Michael	Shelley	101083	Q	21-Sep	GC	3
14:43.56	Luke	Taylor	190383	N	01-Mar	Mel	24
14:48.71	Adam	Bishop	231082	S	26-Sep	Ade	
15:08.20	Collis	Birmingham	271284	V	09-Nov	Mel	27
15:31.04	Marc	Freedman	260882	N	25-Mar	Bri	4
15:34.46	Nick	Bromley	230383	N	11-Feb	Syd	2
15:36.02	Eric	Walsh	271083	Q	25-Mar	Bri	5

Under 20 mens 10000 metres walk

42:29.7	Doug	Connolly	301082	N	29-Oct	Syd	1
44:50.84	Jared	Tallent	171084	V	12-Jul	Deb	7
51:09.1	Aaron	Mellor	261284	N	26-Oct	Syd	3
51:25.93	Stephen	Prinzen-Wood	130884	Q	04-Feb	Bri	2

Under 20 mens 5000 metres walk

20:08.9	Doug	Connolly	301082	N	20-Oct	Syd	1
21:08.1	Scott	Hollaway	221283	W	02-Dec	Per	1
21:23.21	Jared	Tallent	171084	V	06-Oct	Mel	1
22:37.7	Aaron	Mellor	281284	N	03-Mar	Syd	1
23:20.72	Travis	Middlemiss	290584	V	09-Dec	Mel	2
23:58.24	Shaun	Archer	100585	A	09-Dec	Mel	3
24:05.23	Tom	Geyteman	231284	N	09-Dec	Mel	4
24:36.97	Peter	Biggs	150785	Q	26-Oct	Bri	1
24:37.53	Ashley	Colquhoun	201086	A	09-Dec	Mel	5
24:50.59	Jamie	Barnes	190886	V	07-Oct	Mel	2

Under 20 & 18 mens 3000 metres walk

12:04.0	Jarred	Tallent	171084	V	15-Jan	Mel	1
12:13.1	Scott	Hollaway	221283	W	21-Nov	Per	1
12:13.4	Doug	Connolly	130784	N	24-Nov	Syd	1
12:46.8	Aaron	Mellor	281284	N	10-Mar	Syd	1
13:10.68	Adam	Rutter	241286	N	09-Dec	Mel	2
13:18.00	Shaun	Archer	100585	A	09-Dec	Mel	3
13:22.9	Travis	Middlemass	290584	V	13-Dec	Mel	3
13:39.34	Scott	Hemmings	181285	Q	23-Nov	Bri	1
13:40.38	Michael	McCagh	160486	W	09-Dec	Mel	5
13:42.70	Stephen	Prinzen-Wood	130884	Q	04-Feb	Bri	1

Under 16 mens 1500 metres walk

6:17.7	Michael	McCagh	86	W	12-Nov	Per	1
6:20.02	Ben	Perske		Q	09-Dec	Mel	1
6:21.90	Adam	Rutter	87	N	13-Sep	Syd	1
6:23.49	Josh	Poulton	86	N	14-Oct	Syd	1
6:29.3	Stuart	Walker		W	10-Feb	Per	1

Under 14 mens 1500 metres walk

6:22.96	Luke	Fitzgerald	88	N	09-Dec	Mel	3
7:00.58	Daniel	Bowles		N	09-Dec	Mel	8
7:22.2	Mark	McDowell	88	W	26-Oct	Per	1
7:22.64	Gregorz	Wolszczak	89	S	21-Oct	Ade	1
7:28.9	Shay	Spitz	88	N	18-Mar	Syd	2

Under 20 mens 110 metres hurdles (1.067m)

14.50	1.0	Ryan	Purcell	240183	W	25-Mar	Bri	5h
14.86	0.6	John	Leighton		Q	11-Mar	Bri	1
15.20	0.6	Steven	Zoch	170883	Q	11-Mar	Bri	2
15.22	0.6	Grant	Escreet		Q	11-Mar	Bri	3
15.0	2.0	Warwick	Cregan	020584	W	21-Dec	Per	2
15.27	1.2	Liam	Wallis	060382	V	08-Nov	Mel	2
15.37	-2.8	Carl	Morehouse	180284	V	24-Feb	Gee	2
16.07	-2.2	Jason	Dudley	101184	Q	09-Dec	Mel	dec
16.16	1.7	Aaron	de Jager	240483	N	25-Mar	Bri	6h

Under 20 mens 110 metres hurdles (.99m)

13.97	0.8	Ryan	Purcell	240183	W	25-Mar	Bri	1
14.07	0.8	Warwick	Cregan	020584	W	25-Mar	Bri	2
14.53	-2.0	Drew	Langford	130784	N	14-Sep	Syd	1h
14.75	0.8	Paul	Stickler	170285	N	03-Nov	Syd	1
14.82	-2.4	Mohamad	Zeed	210284	V	07-Oct	Mel	1
14.90	-0.4	Aaron	de Jager	240483	N	14-Sep	Syd	2
15.04	-0.9	Stephen	Cain	230784	V	27-Oct	Mel	1
15.09	0.8	Grant	Escreet	080183	Q	25-Mar	Bri	5
15.11	0.6	Paul	Harlond	300883	V	25-Mar	Bri	3h
15.16	0.8	Daniel	Reithmuller	231083	N	25-Mar	Bri	6
15.16	-0.9	Andrew	Lee	170183	V	27-Oct	Mel	2

Wind Assisted

13.75	4.0		Cregan			12-Nov	Per	1
14.44	2.8		Zeed			23-Oct	Mel	1
14.71	2.8		Horlond			23-Oct	Mel	2

Under 18 mens 110 metres hurdles (.91m)

13.48	1.3	Mohamad	Zeed	210284	V	24-Feb	Ben	1
13.75	0.7	Warwick	Cregan	020584	W	Jul	GC	1
13.87	-1.9	Paul	Stickler	170285	N	09-Dec	Mel	1
14.47	1.3	Kyle	Ferreira	020585	V	24-Feb	Ben	4
14.49	-2.7	Carl	Morehouse	180284	V	09-Dec	Mel	1h
14.56	1.3	Ned	McLeod	071085	V	24-Feb	Ben	5
14.57	1.3	Charles	Wall	191284	Q	24-Feb	Ben	6
14.60	0.7	John	Burstow	171085	Q	26-Oct	Bri	1
14.4	1.1	Liam	Smith	250884	W	04-Nov	Per	1
14.64	0.2	Jason	Dudley	101184	Q	12-Jul	Deb	dec

Wind Assisted

13.9	2.2		Smith			15-Dec	Per	1
14.50	3.0	Thomas	Sullivan	280585	V	23-Oct	Mel	1

Under 16 mens 100 metres hurdles (.84m)

13.17	1.3	Mitchell	Webber	86	W	22-Oct	Per	1
13.65	-0.9	Isaac	Simon	86	N	15-Sep	Syd	1
13.66	-2.8	Chris	Anderson	86	Q	09-Dec	Mel	1sf
13.69	-2.3	Robert	Vattovaz	86	V	09-Dec	Mel	2sf
13.72	-0.6	Angus	Rankin	86	N	09-Dec	Mel	1h

wind assisted

13.44	2.6		Vattovaz			04-Nov	Mel	1h
-------	-----	--	----------	--	--	--------	-----	----

Under 14 mens 90 metres hurdles (.76m)

12.88	-2.1	Michael	Bolton	88	V	09-Dec	Mel	1
12.94	-2.1	Ken	Bridger	88	Q	09-Dec	Mel	2
12.96	1.3	Jordan	Reis	88	A	24-Nov	Can	1
13.07	-0.9	Jari	Pylkkanen	88	W	09-Dec	Mel	1h
13.33	0.3	Eion	Quinn	88	Q	29-Oct	Bri	2

Under 20 mens 400m hurdles (0.91m)

52.59		Elliott	Wood	061083	N	25-Mar	Bri	1
52.68		Sean	Avery	280282	V	09-Nov	Mel	2
52.84		Toby	Sutherland	170983	Q	09-Dec	Mel	1
55.30		Chris	de Boer	090282	W	09-Dec	Mel	3
55.30		Christopher	Clarke	030582	N	25-Mar	Bri	3
55.51		Ned	McLeod	071085	V	13-Dec	Mel	2
55.56		Craig	Birdsall	031282	N	25-Mar	Bri	4
55.72		Steven	Mann	220384	S	09-Dec	Mel	4
55.79		Colin	Browne	171183	N	14-Oct	Syd	2
56.54		Jonathan	Nicholls	251083	N	10-Nov	Syd	1

Under 18 mens 400m hurdles (0.84m)

53.35		Joshua	Webb	130885	Q	26-Oct	Bri	1
53.35		Nic	Davidson	130884	T	09-Dec	Mel	2
53.35		Ned	McLeod	071085	V	09-Dec	Mel	1
53.89		Matthew	Rickards	011284	T	09-Dec	Mel	3
54.85		Simon	Young	040784	Q	26-Oct	Bri	2

Under 16 mens 200m hurdles (10 flights 0.76m)

25.36	-0.9	Isaac	Simon	86	N	09-Dec	Mel	1
25.72	-0.9	Mitchell	Webber	86	W	09-Dec	Mel	2
25.86	-0.8	Dwain	Weyers	86	Q	09-Dec	Mel	3
25.99	-0.9	Robert	Vattovaz	86	V	09-Dec	Mel	4
26.12	1.2	Matthew	Mohr	86	V	04-Nov	Mel	1h

wind assisted

25.36			Webber	86	W	02-Dec	Per	1
-------	--	--	--------	----	---	--------	-----	---

Under 20 mens 3000m Steeplechase (.91m)

9.07.54	Luke	Taylor	190383	N	18-Feb	Can	8
9:16.53	Alastair	Morgan	191083	V	11-Feb	Mel	1
9.18.01	Jeffrey	Hunt	240782	N	25-Mar	Bri	1
9.20.63	Nick	Bromley	230383	N	25-Mar	Bri	2
9.22.12	Michael	Shelley	101083	Q	25-Mar	Bri	3
9.35.97	Dale	Enger	180582	S	25-Mar	Bri	4
9:54.8	Chris	Rancie	220384	V	29-Nov	Mel	9

Under 20 mens 2000m Steeplechase (.91m)

5:58.59	Michael	Shelley	101083	Q	26-Oct	Bri	1
6:03.06	Jayden	Russ	180785	Q	09-Dec	Mel	1
6:05.33	Daniel	Trevena	141184	N	09-Dec	Mel	2
6:05.37	Simon	Donovan	060284	V	09-Dec	Mel	3
6:06.04	Jeremy	Roff	221183	N	09-Dec	Mel	1
6:06.20	Chris	Reeves	140884	Q	26-Oct	Bri	1
6.07.41	Adam	Donegan	271184	W	24-Feb	Ben	1
6:08.12	Chris	Rancie	220384	V	09-Dec	Mel	4
6:08.46	Tim	McGrath	040583	N	13-Oct	Syd	1
6:10.1	Shane	Thiele		A	10-Mar	Can	1

Under 16 mens 2000m steeple chase

6.00.19	Travis	Prigg	86	N	14-Oct	Syd	1
6.21.35	James	Matthews	87	N	09-Dec	Mel	2
6.21.77	Peter	Gajda		Q	23-Nov	GC	1
6.23.21	Morgan	Rahe	86	Q	09-Dec	Mel	3
6.25.50	Martin	Abbott	86	N	14-Oct	Syd	2

Under 20 mens High Jump

2.21	James	Watson	231085	N	14-Jul	Deb	2
2.14	Dan	O'Connell	140983	Q	13-Oct	Bri	1
2.14	Keith	Elliott	230382	N	25-Mar	Bri	3
2.11	Phillip	Nelson	050282	W	25-Mar	Bri	2
2.06	Cameron	Shepherd	300384	N	19-May	Syd	1
2.05	Thomas	Donovan	170382	V	18-Feb	Syd	4
2.05	John	Thornell	220485	N	09-Dec	Mel	4
2.05	Daniel	Lawton	090285	N	09-Dec	Mel	2
2.05	Brodie	Carter	010484	V	09-Dec	Mel	3
2.04	David	James	290383	Q	25-Mar	Bri	4

Under 16 mens high jump

2.03	Nathan	Das-Gupta	86	W	27-Oct	Per	1
2.00	David	Baskin	86	V	21-Jan	Mel	1
1.94	Brett	Oliver	86	Q	29-Oct	Bri	1
1.94	Hamish	Perrett	86	Q	09-Dec	Mel	4
1.94	Nate	Roffey	87	Q	09-Dec	Mel	1

Under 14 mens high jump

1.80	Jarrett	Van Den Acker	88	N	14-Oct	Syd	1
1.79	Tyler	Jackman	88	S	09-Dec	Mel	1
1.79	Kane	Brigg	88	Q	09-Dec	Mel	2
1.79	Carl	Mason	88	Q	09-Dec	Mel	4
1.76	Benjamin	Rickards	88	T	09-Dec	Mel	5

Under 20 mens Pole Vault

5.30	Steven	Hooker	160782	V	25-Mar	Bri	1
4.65	Kyle	Ferreira	020585	V	09-Dec	Mel	1
4.55	Scott	Dziubinski	170382	A	01-Dec	Can	2
4.40	Istvan	Dobo	180882	S	03-Mar	Ade	2
4.40	Mark	Elwin	070683	S	03-Mar	Ade	1
4.35	Jack	Pincott	311283	Q	25-Mar	Bri	3
4.30	Tom	Mansfield	140783	S	03-Mar	Ade	1
4.30	Joel	Glover	301184	S	09-Dec	Mel	2
4.30	Tim	MacDermot	250883	S	08-Dec	Ade	1
4.20	Joel	Pocklington	120486	V	24-Nov	Gee	2
4.20	Scott	Burriss	030383	N	25-Mar	Bri	
multi							
4.20	Tim	Pollard	100185	V	09-Dec	Mel	3
4.20	Christopher	Lewis	271084	N	15-Dec	Syd	rel

Under 16 mens pole vault

4.20		Joel	Pocklington	86	N	24-Nov	Gee	2
3.85		Anthony	Simons	87	S	09-Dec	Mel	2
3.45		Lindsay	Pye	86	N	09-Dec	Mel	3
3.45		Timothy	Lewis	86	N	09-Dec	Mel	3
3.45		Ben	Palise	86	Q	09-Dec	Mel	5

Under 20 mens Long Jump

7.69	1.6	John	Thornell	220485	N	07-Dec	Mel	1
7.51	0.4	Scott	Crowe	071083	A	09-Dec	Mel	2
7.31	-0.4	Fabrice	Lapierre	171083	N	17-Nov	Syd	2
7.27	1.2	Brett	Moxey	230883	Q	26-Oct	Bri	1
7.26	1.1	Kevin	Beams	030183	V	09-Dec	Melb	4
7.09		Carl	Morehouse	180284	V	27-Oct	Mel	1
7.05	1.1	Matthew	Barram	110384	Q	26-Oct	Bri	1
7.04	1.7	Erik	Surjan	220683	W	25-Mar	Bri	-
7.01		Alexander	Jacenko	211083	N	20-Oct	Syd	2
7.01	1.5	Andrew	Lee	170183	V	09-Dec	Melb	7

Under 18 mens Additions

6.99	1.9	Braden	Searle	230884	W	09-Dec	Mel	8
6.99	1.3	Matthew	Cooter	191185	V	09-Dec	Mel	3
Wind assisted								
7.72	3.0		Crowe			25-Mar	Bri	1
7.57	3.6	E	Surjan			25-Mar	Bri	2
7.42	3.2	Ross	Windsham	190182	N	25-Mar	Bri	4
7.22	2.5		Morehouse			09-Dec	Mel	2
7.03	2.9		Kupfer			26-Oct	Bri	1
7.01		Alex	Jacenko	211083	N	20-Oct	Syd	2
7.00	2.4	S	Jacenko			25-Mar	Bri	6

Under 16 mens long jump

6.85	1.7	Isaac	Simon	86	N	14-Oct	Syd	1
6.75	0.9	Peter	Lee	86	Q	09-Dec	Mel	3
6.75	1.1	Matthew	Lambert	86	W	09-Dec	Mel	1
6.70	1.9	Drew	Campbell	86	Q	29-Oct	Bri	1
6.66	1.9	Brett	Robinson	86	N	09-Dec	Mel	4
wind assisted								
6.89	3.9		Lambert			09-Dec	Mel	1
6.88	2.5		Simon			09-Dec	Mel	2

Under 14 mens long jump

6.19		Mitchell	Watt	88	Q	29-Oct	Bri	2
6.10	1.3	Michael	Bolton	88	V	9-Dec	Mel	3
5.91		Julius	Nyambane	88	Q	29-Oct	Bri	3
5.87	1.3	Blair	Kean	88	T	9-Dec	Mel	4
5.81		Blair	Newham	88	N	14-Sep	Syd	1
wind assisted								
6.55	2.7	Chris	Noffke	87	Q	29-Oct	Bri	1
6.42			Watt			03-Nov	Bri	1
6.07	2.6		Kean			09-Dec	Mel	4

Under 20 mens Triple Jump

15.07	1.4	Fabrice	Lapierre	171083	N	15-Sep	Syd	1
14.89	1.0	Matthew	Cooter	191185	V	09-Dec	Mel	1
14.81	0.1	Phillip	Rickaby	201083	N	25-Mar	Bri	1
14.81	1.1	Shaun	Fletcher	090682	Q	26-Oct	Bri	1
14.71	0.0	Alexander	Jacenko	211083	N	25-Mar	Bri	3
14.61	1.9	Alwyn	Jones	280285	S	09-Dec	Mel	2
14.45	0.6	Patrick	Coleman	190185	T	09-Dec	Mel	4
14.40	0.9	Matthew	Crockford	140783	V	18-Feb	Can	5
14.36	-0.4	Geoff	Davis	261184	N	09-Dec	Mel	5
14.30	1.2	Sean	Broadby	071084	T	09-Dec	Mel	6
Wind assisted								
15.08			Fletcher			27-Sep	Syd	3
15.04	3.2	Ben	Castle	190382	W	15-Dec	Per	1
14.48	3.0	Dean	Spilsbury	180784	Q	09-Dec	Mel	3

Under 16 mens triple jump

13.72	0.6	Dwain	Weyers	86	Q	09-Dec	Mel	1
13.70	0.4	Isaac	Simon	86	N	09-Dec	Mel	2
13.49	1.4	Hamish	Perrett	86	Q	09-Dec	Mel	3
13.48	1.9	Paddy	O'Donoghue	86	N	14-Oct	Syd	1
13.38	0.9	Myles	Appo	87	Q	09-Dec	Mel	4

Under 14 mens triple jump

13.27	0.0	Mitchell	Watt	88	Q	09-Dec	Mel	1
12.64	1.9	Wally	Meekin	88	W	09-Dec	Mel	2
12.41	0.5	Blair	Keane	88	T	09-Dec	Mel	3
12.15		J	Jefferies	88	Q	03-Nov	Bri	2
11.85		Jade	Caine	88	Q	29-Oct	Bri	2

Under 20 mens Shot Put (7.2kg)

18.41		Scott	Martin	121082	V	23-May	Osaka	3
15.97		Paul	Peulich	091084	V	09-Nov	Mel	1
15.35		John	Meszaros	280683	V	24-Nov	Gee	2
14.98		Daniel	East	280882	N	10-Mar	Bri	3
14.37		Jason	Dudley	101184	Q	23-Nov	Bri	1
14.20		Gareth	Care	231083	N	16-Dec	Syd	rel
13.61		Tim	Driesen	270384	V	06-Jan	Ben	1

Under 20 mens Shot Put (6kg)

19.78		Scott	Martin	121082	V	09-Dec	Mel	1
17.26		Daniel	East	280882	N	25-Mar	Bri	2
17.25		Paul	Peulich	091084	V	09-Dec	Mel	2
16.60		Robert	Watkins	070184	Q	09-Dec	Mel	3
15.83		Gareth	Care	231083	N	13-Oct	Syd	1
15.76		Christian	Alexander	010683	N	09-Dec	Mel	4
15.72		Ben	Harradine	141082	N	25-Mar	Bri	4
15.42		Sam	Hanzel	100284	NT	27-Oct	Mel	1
15.15		Jason	Dudley	101184	Q	09-Dec	Mel	dec
14.94		Mitchell	Chapman		Q	26-Oct	Bri	1

Under 18 mens Shot Put (5kg)

19.28		Paul	Peulich	091084	V	09-Dec	Mel	1
18.82		Robert	Watkins	070184	Q	09-Dec	Mel	2
18.18		Timothy	Driesen	270384	V	09-Dec	Mel	3
17.45		Rohan	Edwards	160185	N	09-Dec	Mel	4
17.22		Jon	Auguste	130585	Q	26-Oct	Bri	1

Under 16 mens shot put 4kg

18.99		Charles	Leaeno	86	N	14-Oct	Syd	1
17.57		Ryan	Phillips	86	Q	23-Nov	GC	1
17.57		Greg	Smith-O'Neil	86	A	09-Dec	Mel	1
17.55		Greg	Koliopoulos	86	N	09-Dec	Gee	1
17.42		Ronnie	Buckley	86	V	04-Nov	Mel	1
15.75		Tim	Evans	86	Q	29-Oct	Bri	7
15.65		Craig	Wicks	86	Q	29-Oct	Bri	8
14.99		Trent	Rutherford	86	V	09-Dec	Mel	9
14.41		Jacob	Drinkwater	86	Q	09-Dec	Mel	10
14.12		Dwain	Weyers	86	Q	09-Dec	Mel	12

Under 14 mens shot put 3kg

18.98		Nicholas	Andrianakos	88	N	09-Dec	Mel	1
16.03		Robert	Eddy	88	V	04-Nov	Mel	1
15.88		Joe	Stevens	88	Q	09-Dec	Mel	2
15.84		Brett	Gillespie	88	Q	03-Nov	Bri	1
15.80		William	Samara	88	Q	03-Nov	Bri	3

Under 20 mens Discus Throw (2.0kg)

54.90		Scott	Martin	120282	V	18-Feb	Can	3
54.27		Ben	Harradine	141082	N	19-Dec	Can	2
52.37		Tim	Driesen	270384	V	16-Feb	Syd	5
48.25		Ben	Blanchard	110484	N	24-Nov	Syd	2
47.85		Michael	Kandell	061183	N	24-Nov	Syd	3
47.83		Andrew	Jarvis	101282	Q	21-Dec	Bri	2
46.68		Nick	Swaszenko	220282	N	11-Feb	Syd	3
45.84		Michael	Gusbeth	290182	V	13-Jan	Gee	6
43.33		Jason	Dudley	101184	Q	25-Aug	Bri	3

Under 20 mens Discus Throw (1.75kg)

56.97		Scott	Martin	120282	V	25-Mar	Bri	1
55.55		Ben	Harradine	141082	N	25-Mar	Bri	2
54.91		Timothy	Driesen	270384	V	25-Mar	Bri	3
52.77		Ben	Blanchard	110484	N	11-Feb	Syd	1
51.37		Michael	Gusbeth	290182	V	25-Mar	Bri	5
50.72		Daniel	East	280882	Q	25-Mar	Bri	6
50.68		Nick	Swaszenko	220282	N	11-Feb	Syd	2
50.10		Andrew	Jarvis	101282	Q	25-Mar	Bri	8
49.13		Michael	Kandel	061183	N	13-Oct	Syd	1
47.45		Damien	Daly	130182	Q	25-Mar	Bri	10

Under 18 mens Discus Throw (1.5kg)

63.69	Timothy	Driesen	270384	V	Jul	GC	1
56.46	Raffael	Laurins	220585	V	14-Dec	Can	3
53.33	Ryan	Mormul	210584	N	10-Nov	Syd	1
52.97	Josh	Hinze	220286	Q	01-Dec	Bri	1
52.92	Alex	Walker	180284	N	10-Nov	Syd	2

Under 16 mens discus (1kg)

63.69	Ronnie	Buckley	86	V	04-Nov	Mel	1
59.68	John	Hinze		Q	18-Nov	GC	1
59.24	Christopher	Forth	86	N	24-Nov	Syd	1
57.32	Simon	Wardhaugh	86	Q	29-Oct	Bri	1
56.93	Sean	Baker	86	Q	29-Oct	Bri	2
51.55	Charles	Leaeno	86	N	14-Sep	Syd	5
50.80	Tom	Bell	86	Q	29-Oct	Bri	7
50.69	Stephen	Nel	86	Q	29-Oct	Bri	8
50.32	Jonathon	Wynn	86	N	09-Dec	Mel	10
46.77	James	Bryen	86	N	14-Sep	Syd	7

Under 14 mens discus (1kg)

47.96	Tim	Winterflood	88	Q	29-Oct	Bri	1
47.21	Hamish	Day	88	N	09-Dec	Mel	1
45.07	Brendon	Keat	88	N	14-Oct	Syd	2
44.11	Jarrett	Van Den Akker	88	N	09-Dec	Mel	2
43.61	Robert	Eddy	88	V	09-Dec	Mel	3

Under 20 mens Javelin Throw (800g)

75.90	Oliver	Dziubak	300382	W	30-Dec	Per	1
74.66	Andrew	Hall	280982	W	04-Mar	Per	2
69.74	Nick	Bennett	010182	N	19-Dec	Can	4
66.87	Joshua	Robinson	041085	Q	12-Jul	Deb	qual
64.07	Adam	Becis	181082	W	27-Sep	Syd	2
63.04	Steven	Youd	021183	T	09-Dec	Mel	2
62.83	Aaron	Cooke	130185	N	17-Nov	Syd	2
62.26	Grant	MacQueen	111182	Q	11-Mar	Bri	1
61.39	Ben	Kirkby	250284	N	17-Nov	Syd	3
60.83	Brett	Castle	261184	V	13-Dec	Mel	1

Under 18 mens Javelin Throw (700 g)

71.24	Jarrold	Bannister	031084	Q	09-Dec	Mel	1
68.04	Brett	Castle	261184	V	01-Dec	Bal	1
67.35	Aaron	Cooke	130185	N	28-Jan	Syd	1
65.88	Joshua	Robinson	041085	Q	03-Mar	Bri	1
63.61	Ben	Kirkby	250284	N	13-Oct	Syd	1

Under 16 mens javelin (700gm)

58.70	Aaron	Crump	86	N	09-Dec	Mel	1
57.90	Sean	Tongia	86	Q	03-Nov	Bri	1
57.62	Jonathon	Wynn	86	N	14-Oct	Syd	1
55.13	Mark	Foster	86	N	13-May	Syd	1
54.38	Darren	Barbour	86	Q	03-Nov	Bri	2

Under 14 mens javelin (600gm)

50.26	Robert	Eddy	88	V	09-Dec	Mel	1
47.05	N	Berquier	88	Q	03-Nov	Bri	1
45.76	Nathan	Burgess	88	V	04-Nov	Mel	2
44.79	Jarret	Van Den Acker	88	N	09-Dec	Mel	3
44.59	Ashley	Taylor	88	Q	29-Oct	Bri	1

Under 20 mens hammer (7.2kg)

61.85	Michael	Gusbeth	290182	V	15-Feb	Mel	3
58.05	Tim	Driesen	270384	V	18-Feb	Can	5
55.62	Mark	Dickson	241082	N	16-Dec	Syd	rel
53.05	Paul	Peulich	091084	V	03-Mar	Mel	1
52.31	Justin	Puopolo	191182	V	03-Mar	Mel	2
52.30	Ben	Currey	291183	Q	02-Oct	GC	1
48.80	Michael	Ogilvie	210283	N	14-Jul	Syd	2
46.69	Priscus	Fagagnolo	170483	T	06-Jan	Hob	2

Under 20 mens hammer (6kg)

66.30	Timothy	Driesen	270384	V	25-Mar	Bri	1
65.46	Michael	Gusbeth	290182	V	25-Mar	Bri	2
60.21	Ben	Curry	291183	Q	30-Dec	GC	1
57.76	Mark	Dickson	241082	N	11-Feb	Syd	1
57.62	Ryan	Mormul	210584	N	09-Dec	Mel	3
56.43	Michael	Ogilvie	210283	N	11-Feb	Syd	2
55.02	Justin	Puopolo	191182	V	25-Mar	Bri	5
54.91	Paul	Peulich	091084	V	09-Dec	Mel	4
50.35	Ben	Blanchard	110484	N	25-Aug	Syd	1
49.37	Kevin	Fish	141085	Q	09-Dec	Mel	5

Under 18 mens hammer (5kg)

73.66	Timothy	Driesen	270384	V	24-Feb	Ben	1
66.81	Ryan	Mormul	210584	N	19-Dec	Mel	2
66.19	Paul	Peulich	091084	V	24-Feb	Ben	2
64.61	Rohan	Edwards	160185	N	09-Dec	Mel	4
59.71	Simon	Wardhaugh	140186	Q	09-Dec	Mel	5

Under 16 mens hammer (4kg)

67.29	Simon	Wardhaugh	85	Q	09-Dec	Mel	1
62.09	Ronnie	Buckley	86	V	04-Nov	Mel	1
60.90	Chris	Robinson	86	N	03-Nov	Syd	1
59.80	Dwain	Weyers	86	Q	09-Dec	Mel	2
52.13	Chiron	Weber	86	N	24-Feb	Ben	2

**Under 20 mens Combined Event (SP 6kg, 110H .991, DT 1.75kg)
100, LJ, SP, HJ, 400, 110H, DT, PV, JT, 1500.**

7000	Jason	Dudley	101184	Q	24-Mar	Bri	1
6880	Scott	Burriss	030383	N	24-Mar	Bri	2
6783w	Kyle	McCarthy	230182	Q	26-Sep	Syd	1
			[12.41,6.71,11.35, 1.97, 51.75, 16.53, 38.05, 4.00, 60.43, 4:33.1]				
6597	Adrian	Finch	141182	T	24-Mar	Bri	3=
6406	Stephen	Cain	230784	V	7-Oct	Mel	1
			(11.61, 6.47, 12.85, 1.87, 52.88, 15.46, 35.00, 3.80, 45.60, 5:06.41)				
6315	Keiran	Frappell	110682	N	7-Jan	Syd	1
6081	Anthony	Camilleri	181184	N	9-Dec	Mel	2
			[11.76, 5.96, 14.33, 1.68, 54.91, 16.62, 40.24, 3.10, 51.38, 4:52.88]				
5961	Lachlan	Higgs	130383	S	24-Mar	Bri	7
5782	Jonathon	Adey	200982	S	24-Mar	Bri	8
5749	Stephen	Wolfenden	040582	Q	24-Mar	Bri	9

Under 18 mens Combined Event**100, LJ, SP, HJ, 400, 110H, DT, PV, JT, 1500.**

7137	Jason	Dudley	101184	Q	23-Feb	Ben	1
6512	John	Thornell	220485	N	7-Jan	Syd	1
			11.01, 6.78, 12.07, 2.03, 52.40, 15.55, 31.63, 2.80, 45.70, 4.48.48				
6261	Stephen	Cain	230784	V	23-Feb	Ben	2
6257	Sean	Broadby	071084	T	23-Feb	Ben	3
6027	Anthony	Camilleri	181184	N	7-Jan	Syd	2

Under 16 mens multi-event

4455	Dwain	Weyers	86	Q	24-Feb	Ben	1
4251	Isaac	Simon	86	N	07-Jan	Syd	1
3865	Aaron	Wordley	86	V	24-Feb	Ben	2
3848	Isaq	Ali	86	N	07-Jan	Syd	2
3714	Brent	Levoune	86	N	07-Jan	Syd	3

Female**Under 20 womens 100 metres**

11.85	0.0	Alicia	Spencer	300683	N	18-Feb	Can	1
11.91	0.4	Sally	McLellan	190986	Q	25-Mar	Bri	1
11.91	0.2	Michelle	Cutmore	200386	Q	11-Aug	Bri	3
11.94		Jana	Pittman	091182	N	24-Nov	Can	1
11.95	1.1	Ebony	Cope	091282	W	15-Dec	Per	1
11.96	0.4	Sandra	Porter	250482	V	25-Mar	Bri	3
11.98	0.4	Gemma	Bright	030782	Q	25-Mar	Bri	4
11.99	0.0	Casey	Cunningham	020583	N	01-Sep	Bri	2
12.01	0.4	Kylie	Bent	111285	W	25-Mar	Bri	5
12.03	2.0	Shermin	Oksuz	240384	W	03-Feb	Per	2

Under 18 womens Additions

12.09	0.1	Kate	Pedley	090184	T	24-Feb	Ben	2
12.12	0.7	Sarah	Misko	020384	N	14-Sep	Syd	1
12.13	1.3	Pip	Kehoe	260285	Q	13-Jan	Syd	2
wind assisted								
11.75	3.2		Spencer			04-Mar	Per	2
11.85	3.2		Bent			04-Mar	Per	3
11.87	2.2		Cope			21-Dec	Per	1
11.93	3.2		Oksuz			04-Mar	Per	4

Under 16 womens 100 metres

11.91	0.4	Sally	McLellan	86	Q	25-Mar	Bri	1
11.91	0.2	Michelle	Cutmore	86	Q	11-Aug	Bri	3
11.8		Jacinta	Boyd	86	Q	05-Jan	Bri	2
12.08	0.4	Alison	Glapa	86	N	14-Sep	Syd	1
12.29	1.6	Keatyn	Windley	86	N	14-Oct	Syd	2

Under 14 womens 100 metres

12.23	1.3	Maricor	Cuenca	88	N	17-Nov	Syd	1
12.55	1.7	Tamara	Grant	88	Q	09-Dec	Mel	1h
12.65	-2.4	Madeline	Woodbridge	88	V	04-Nov	Mel	1
12.72	0.6	Jaimee-Lee	Hoeborgen	88	N	14-Oct	Syd	2
12.76		Amy	Sadler	88	N	14-Oct	Syd	1h

Under 20 womens 200 metres

23.98	1.3	Alicia	Spencer	300683	N	24-Feb	Syd	1
24.01	0.8	Jana	Pittman	091182	N	01-Dec	Can	1
24.05	0.9	Sandra	Porter	250482	V	25-Mar	Bri	2
24.13	0.9	Gemma	Bright	030782	Q	25-Mar	Bri	3
24.23	0.6	Michelle	Cutmore	200386	Q	01-Dec	Bri	mix
24.25		Ebony	Cope	091282	W	02-Dec	Per	2
24.26	-1.7	Sally	McLellan	190986	Q	26-Oct	Bri	1
24.30	0.9	Pip	Kehoe	260285	Q	25-Mar	Bri	5
24.44	0.9	Annabelle	Smith	080183	N	25-Mar	Bri	6
24.51	-0.8	Kylie	Bent	111285	W	24-Feb	Ben	1

Under 16 womens 200 metres

24.26	-1.7	Sally	McLellan	86	Q	29-Oct	Bri	1
24.37	0.0	Michelle	Cutmore	86	Q	11-Aug	Bri	2
24.6	-0.5	Alison	Glapa	86	N	18-Mar	Syd	1
25.01	1.5	Kate	Leitch	87	Q	29-Oct	Bri	1
25.10	-2.5	Nicole	Glavas	87	V	09-Dec	Mel	2

Under 14 womens 200 metres

24.77	1.4	Maricor	Cuenca	88	N	24-Nov	Syd	1
25.60	-1.6	Julia	Nation	88	V	09-Dec	Mel	1h
25.68	-3.2	Madeline	Woodbridge	88	V	09-Dec	Mel	2
25.84	0.8	Grant	Tamara	88	Q	29-Oct	Bri	1
25.88	-0.6	Madelin	Poke	88	T	09-Dec	Mel	2h
wind assisted								
25.34	3.6		Woodbridge			04-Nov	Mel	1

Under 20 womens 400 metres

51.74	Jana	Pittman	091182	N	08-Dec	Can	mix
53.79	Annabelle	Smith	080183	N	25-Mar	Bri	1
54.32	Rebecca	Irwin	260883	N	25-Mar	Bri	2
55.21	Jacqueline	Davies	020987	Q	07-Dec	Mel	1
55.46	Morgan	Whiley	030984	T	24-Feb	Ben	1
55.49	Kate	Pedley	090184	T	09-Dec	Mel	1
55.62	Kimberley	Crow	080985	V	09-Dec	Mel	2
55.84	Caitlin	Willis	181282	Q	16-Feb	Syd	7
55.91	Sandra	Porter	250482	V	11-Feb	Mel	1
55.93	Madeleine	Pape	240284	V	29-Nov	Mel	2

Under 18 womens Additions

55.95	Piranee	Steinert	200285	S	09-Dec	Mel	3
-------	---------	----------	--------	---	--------	-----	---

Under 16 womens 400 metres

55.21	Jacqueline	Davies	87	Q	09-Dec	Mel	1
56.46	Kate	Leitch	87	Q	09-Dec	Mel	3
56.63	Elina	Sefo	86	N	09-Dec	Mel	4
56.86	Michelle	Cutmore	86	Q	29-Oct	Bri	1
57.03	Keatyn	Windley	86	N	14-Oct	Syd	1

Under 14 womens 400 metres

56.55	Jaimee-Lee	Hoebergen	88	N	09-Dec	Mel	1
57.28	Briony	Kanard	88	N	09-Dec	Mel	2
57.90	Amy	Sadler	88	N	09-Dec	Mel	3
58.18	Carly	Feben	88	V	09-Dec	Mel	4
58.49	Fiona	Scholz	89	W	09-Dec	Mel	2h

Under 20 womens 800 metres

2:03.49	Georgie	Clarke	170684	V	17-Aug	Zurich	2
2:05.7	Heidi	Riordan	070284	V	16-Mar	Mel	1
2:06.10	Melissa	Rollison	130483	Q	09-Dec	Mel	1
2:06.33	Erica	Sigmont	291182	V	01-Mar	Mel	6
2:07.06	Lisa	Corrigan	021284	N	18-Feb	Can	6
2:09.05	Brooke	Simpson	040687	N	24-Nov	Syd	1
2:09.68	Margaret	Atthow	141184	Q	09-Dec	Mel	1
2:10.32	Suzie	Rhydderch	100784	N	24-Nov	Syd	3
2:11.2	Kimberley	Crow	080985	V	13-Dec	Mel	1
2:11.42	Caitlin	Willis	181282	Q	11-Mar	Bri	3

Under 16 womens 800 metres

2:09.05	Brooke	Simpson	87	N	24-Nov	Syd	1
2:12.78	Jacqueline	Davies	87	Q	09-Dec	Mel	2
2:12.97	Emily	Glover	87	N	09-Dec	Mel	3
2:13.52	Kaila	McKnight	86	V	24-Feb	Ben	1
2:13.62	Hayley	Tomlinson	87	V	09-Dec	Mel	4

Under 14 womens 800 metres

2:15.58	Hayley	Tomlinson	88	V	04-Nov	Mel	1
2:16.37	Carly	Feben	88	V	09-Dec	Mel	1
2:16.42	Emily	Johnson	88	N	24-Nov	Syd	1
2:18.30	Kelly	Hetherington	88	V	04-Nov	Mel	3
2:18.37	Katherine	Katsanevakis	88	V	09-Dec	Mel	3

Under 20 womens 1500 metres

4:08.91	Georgie	Clarke	170684	V	16-Feb	Syd	2
4:15.67	Melissa	Rollison	130483	Q	09-Dec	Mel	1
4:22.70	Heidi	Riordan	070284	V	24-Feb	Ben	1
4:25.81	Erin	Hargrave	260482	N	03-Feb	New	1
4:26.38	Lisa	Corrigan	021284	N	24-Feb	Ben	2
4:27.14	Ruth	McDonnell	080984	Q	24-Feb	Ben	3
4:27.42	Aleisha	Anderson	061185	W	09-Dec	Mel	1
4:27.97	Suzie	Rhydderch	100784	N	09-Dec	Mel	2
4:28.0	Alethe	West	010382	N	03-Mar	Syd	2
4:28.5	Brooke	Simpson	040687	N	17-Nov	Syd	4

Under 16 womens 1500 metres

4.28.5	Brooke	Simpson	87	N	17-Nov	Syd	4	
4.31.55	Hayley	Tomlinson	87	V	09-Dec	Mel	2	
4.42.07	Fiona	Nash	86	V	09-Dec	Mel	3	
4.42.62	Kelli	Griffin	86	N	13-Jan	Syd	1	
4.44.28	Tammara	Hammermeister		86	Q	13-Jan	Syd	5

Under 14 womens 1500 metres

4.42.92	Emily	Johnson	88	N	09-Dec	Mel	1
4.48.38	Ashlea	Gilfillan	88	N	18-Nov	GC	1
4.51.52	Lorin	Ripley	88	Q	09-Dec	Mel	2
4.52.11	Sophia	Kaidonis	88	S	09-Dec	Mel	3
4.52.63	Sarah	Hall	88	V	09-Dec	Mel	4

Under 20 womens 1 mile

4:43.84	Georgie	Clarke	170684	V	06-Sep	Bri	8
5:02.9	Erin	Hargrave	260482	N	20-Dec	Wol	mix

Under 20 womens 3000 metres

9:03.64	Melissa	Rollison	130483	Q	06-Dec	Mel	1
9:09.46	Georgie	Clarke	170684	V	06-Dec	Mel	2
9:32.73	Ruth	McDonnell	080984	Q	10-Mar	Bri	1
9:34.44	Eloise	Poppett	091182	N	06-Dec	Mel	3
9:39.69	Aleisha	Anderson	061185	W	09-Dec	Mel	1
9:40.07	Victoria	Mitchell	250482	V	06-Dec	Mel	4
9:41.93	Alethe	West	010382	N	01-Mar	Mel	9
9:49.26	Anne-Maree	Lyons	130582	N	25-Mar	Bri	2
9:50.94	Kate	Chettle	130582	T	25-Mar	Bri	3
9:53.44	Joanna	Wall	161283	V	01-Mar	Mel	11

Under 18 Womens Additions

9:57.97	Felicity	Sheedy-Ryan	120285	W	09-Dec	Mel	3
10:06.94	Marnie	Ponton	160384	A	17-Nov	Can	1

Under 16 womens 3000 metres

10.07.09	Felicity	Abram	86	Q	09-Dec	Mel	1
10.07.92	Emily	Johnson	87	N	09-Dec	Mel	2
10.13.74	Jessica	Boyd	86	N	09-Dec	Mel	3
10.17.27	Nadine	Burgess	86	Q	09-Dec	Mel	4
10.18.67	Lee	Piantadosi	86	S	24-Feb	Ben	1

Under 20 womens 5000 metres

17:03.99	Victoria	Mitchell	250482	V	27-Oct	Ball	1
17:30.5	Joanna	Wall	161283	V	15-Feb	Mel	1

Under 20 womens 10,000 metres

36:23.4	Clare	McKechnie	270585	V	18-Dec	Ben	mix
37:05.2	Ardina	Voogt	260683	Q	19-Oct	SunC	2

Under 20 womens Half Marathon

1:17.20.0	Ardina	Voogt	260683	Q	26-Aug	Noosa	3
-----------	--------	-------	--------	---	--------	-------	---

Under 20 womens 20km Walk

1:59.52	Sarah	Walkley	110583	N	15-May	Syd	1
---------	-------	---------	--------	---	--------	-----	---

Under 20 womens 10km Road Walk

53:03	Erin	Adamcewicz	290483	V	2-Sep	Hob	1
53:18	Claire	Brook	020882	Q	2-Sep	Hob	2

Under 20 womens 10000 metres Walk

51:41.8	Sarah	Walkley	110583	N	29-Oct	Syd	2
53:37.0	Laura	Johnson	310884	N	26-Oct	Syd	4
54:12.5	Peta	Gough	150786	N	26-Oct	Syd	5
55:47.3	Lisa	Grant	260485	N	26-Oct	Syd	6

Under 20 womens 5000 metres Walk

23:38.37	Laura	Johnson	310884	N	09-Dec	Mel	1
24:34.86	Kate	Connolly	160284	N	25-Mar	Bri	2
24:39.01	Lisa	Grant	260485	N	09-Dec	Mel	2
24:45.0	Sarah	Walkley	110583	N	03-Nov	Syd	}=
24:45.37	Claire	Bock	020882	V	27-Sep	Syd	2
24:52.39	Roxie	Schmidt	231183	Q	09-Dec	Mel	3
24:48.77	Erin	Adamcewicz	290483	V	27-Sep	Syd	3
25:15.7	Bianca	Sait	130984	N	20-Oct	Syd	2
26:06.15	Brianna	Heazelwood	100585	N	13-Jan	Syd	mix
26:27.77	Yvette	Becker	090185	S	09-Dec	Mel	5

Under 20 womens 3000 metres Walk

13:50.86	Laura	Johnson	310884	N	24-Feb	Ben	1
14:07.63	Lisa	Grant	260485	N	09-Dec	Mel	2
14:16.1	Roxie	Schmidt	231283	Q	01-Dec	Bri	mix
14:25.04	Bridgitte	Burns	070786	V	09-Dec	Mel	3
14:28.2	Kate	Connolly	160284	N	10-Mar	Syd	mix

Under 16 womens 1500 metres walk

6:50.84	Bridgitte	Burns	86	V	09-Dec	Mel	1
6:52.9	Becky	Lee	86	N	18-Mar	Syd	1
6:53.37	Jillian	Hosking	87	A	17-Nov	Can	1
6:53.54	Peta	Gough	86	N	14-Oct	Syd	1
6:56.77	Jessica	Heazelwood	87	N	24-Feb	Ben	2

Under 14 womens 1500 metres walk

7:00.45	Tanya	Holliday	88	S	09-Dec	Mel	1
7:05.31	Elise	Christie	88	W	09-Dec	Mel	2
7:05.98	Tara	Baker-Gabb	88	Q	18-Nov	GC	1
7:13.06	Danielle	Willson		N	14-Oct	Syd	1
7:15.36	Natasha	Agius	89	N	14-Oct	Syd	2

Under 20 womens 100m hurdles (.84m)

13.49	1.0	Georgina	Power	041182	V	25-Mar	Bri	1
14.19	1.0	Sarah	Dosen	181183	V	25-Mar	Bri	2
14.27	1.0	Alana	Boyd	100584	Q	25-Mar	Bri	3
14.71	0.5	Jana	Pittman	091182	N	03-Mar	Syd	2
14.81	-0.5	Rosalie	Tennent	171282	Q	23-Mar	Bri	hep
14.84	1.0	Keshvar	Mirzarazi	220982	N	25-Mar	Bri	4
14.92	0.7	Claire	Cochrane	040482	W	03-Nov	Per	1
14.97	0.5	Rachel	Neylan	090382	N	25-Mar	Bri	4h
15.04	-2.3	Susannah	Hahn	170384	N	02-Dec	GC	1
15.05	-0.5	Leona	Bilous	041284	V	23-Mar	Bri	hep
Wind Assisted								
15.04	4.2	Lauren	Foote	270484	S	17-Nov	Ade	2

Under 18 womens 100m hurdles (.76m)

14.36	-1.4	Alana	Boyd	100584	Q	24-Feb	Ben	1
14.37	-1.4	Lisa	Spencer	160985	N	09-Dec	Mel	1
14.43	-1.9	Hayley	Cameron	160484	N	13-Oct	Syd	1
14.53	-1.7	Kimberlee	Green	050386	N	09-Dec	Mel	2
14.55	-2.8	Susannah	Hahn	170384	N	15-Sep	Syd	1

Under 16 womens 90m hurdles (.76m)

12.51	-1.4	Sally	McLellan	86	Q	09-Dec	Mel	1
13.07	0.3	Jarah	Jennings	86	Q	03-Feb	Bri	1
13.37	-1.4	Elise	Binnington	86	V	09-Dec	Mel	3
13.53	1.2	Kylie	Wildman	86	N	14-Oct	Syd	1
13.53	-1.1	Linda	Allen	87	Q	18-Nov	GC	1

Under 14 womens 80m hurdles (.762)

12.38	-1.5	Tara	Holt	88	N	09-Dec	Mel	1
12.42	-1.5	Krystal	Pertel	88	N	09-Dec	Mel	2
12.57	-1.5	Jessica	Gulli	88	V	09-Dec	Mel	3
13.01	-1.0	Ashlee	Rayson	88	W	27-Oct	Per	1h
13.03	-1.5	Stephanie	Guest	88	N	09-Dec	Mel	4

Under 20 womens 400m hurdles

55.93		Jana	Pittman	091182	N	15-Dec	Can	1
59.05		Kimberley	Crow	080985	V	09-Dec	Mel	1
60.38		Emily	Allen	220384	V	01-Mar	Mel	3
61.97		Annie	Cahill	191084	N	09-Dec	Mel	3
62.16		Katie	Nicholson	150385	T	09-Dec	Mel	4
63.48		Sarah	Coghill	101283	V	25-Mar	Bri	2
63.61		Caitlin	Ford	190784	V	09-Dec	Mel	5
63.77		Kelly	Macintosh	011185	N	13-Oct	Syd	1
63.79		Tara	Millgate	100585	N	13-Oct	Syd	2
63.96		Kelly	Young	120584	N	13-Oct	Syd	4

Under 16 womens 200m hurdles (.762) 10 flights

28.14	-0.9	Sally	McLellan	86	Q	29-Oct	Bri	1
29.96	0.0	Kylie	Wildman	86	N	14-Oct	Syd	1
30.27	-0.9	Amanda	Drew	86	Q	29-Oct	Bri	2
30.20	-0.8	Thalia	Amanakis	86	N	09-Dec	Mel	1h
30.31	2.0	Rebecca	Sindel	86	N	14-Oct	Syd	1

Under 20 3000m Steeplechase

9:30.70		Melissa	Rollison	130483	Q	4-Sep	Bri	1
10:29.5		Victoria	Mitchell	250282	V	15-Nov	Mel	1
11:14.33		Jocelyn	Keage	130184	V	8-Mar	Mel	1
11:16.73		Joanna	Wall	161283	V	13-Jan	Gee	2
11:34.88		Melissa	Jones	010782	V	27-Sep	Syd	2
12:13.2		Bianca	Share	230684	V	1-Feb	Mel	3
12:15.8		Alice	Schofield	170485	V	1-Feb	Mel	4

Under 20 2000m Steeplechase

6:58.84		Carrie	Bailey	011184	Q	24-Feb	Ben	1
6:32.23		Melissa	Rollison	130483	Q	26-Oct	Bri	1
6:44.52		Aleisha	Anderson	061185	W	09-Dec	Mel	1
6:48.83		Victoria	Mitchell	250282	V	11-Feb	Mel	1
6:53.31		Marnie	Ponton	160384	A	09-Dec	Mel	2
7:03.97		Carly	Light	150985	S	09-Dec	Mel	3
7:09.49		Clare	McKechnie	270585	V	09-Dec	Mel	4
7:10.0		Jessica	Stingemore	180284	W	27-Feb	Per	mix
7:10.5		Fiona	Nash	230387	V	27-Oct	Mel	mix
7:13.22		Lauren	Palmer	090585	N	11-Feb	Syd	1

Under 16 womens 2000m Steeple Chase

7:19.01		Alison	Burgess	87	S	09-Dec	Mel	1
7:29.27		Alice	McDonald	86	Q	09-Dec	Mel	2
7:38.66		Melissa	Lloyd	86	S	09-Dec	Mel	3
7:43.07		Lucy	Polkinghorne	86	N	09-Dec	Mel	4
7:52.30		Danielle	Smith	86	T	09-Dec	Mel	5

Under 20 womens High Jump

1.90		Petrina	Price	260484	N	09-Dec	Mel	1
1.82		Casey	Narrier	290585	W	09-Dec	Mel	2
1.78		Leah	Alexander	020482	V	18-Feb	Can	2
1.76		Lauren	Foote	270484	S	03-Mar	Ade	2
1.76		Tessa	Densley	250784	V	09-Dec	Mel	6
1.76		Claire	Mallett	291284	N	09-Dec	Mel	5
1.76		Alex	Church	140184	N	09-Dec	Mel	4
1.75		Melanie	Street	130585	T	25-Feb	Ben	2
1.75		Sarah	Williams	160884	N	15-Dec	Syd	rel
1.73		Ilka	Manners	280285	N	13-Oct	Syd	1
1.73		Carolyn	Dempsey	190287	V	21-Jan	Mel	1

Under 16 womens high jump

1.73		Carolyn	Dempsey	87	V	21-Jan	Mel	1
1.72		Jessica	Meares	87	Q	09-Dec	Mel	1
1.70		Katrina	Miroshnichenko	86	Q	24-Feb	Ben	1
1.68		Nicole	Choolun	86	Q	09-Dec	Mel	2
1.68		Catherine	Drummond	87	Q	08-Dec	Mel	3
1.68		Angela	Kelly	86	N	09-Dec	Mel	5
1.68		Melissa	Gunn	86	Q	09-Dec	Mel	6

Under 14 womens high jump

1.71	Sophia	Begg	88	N	09-Dec	Mel	1
1.71	Stephanie	Vathis	88	V	09-Dec	Mel	2
1.65	Kimberley	Olsen	88	S	09-Dec	Mel	3
1.62	Amanda	Allen	88	Q	09-Dec	Mel	4
1.62	Lauren	O'Neill	89	N	09-Dec	Mel	5

Under 20 womens Pole Vault

4.12	Bridigid	Isworth	151081	V	30-Dec	LA	1
3.81	Lauren	Eley	061283	S	28-Apr	Fuller	3
3.80	Wendy	Young	180384	S	02-Feb	Ade	1
3.75	Ashlee	Hayes	221184	V	09-Dec	Mel	2
3.70	Erin	Boxall	311084	W	27-Jan	Per	2
3.65	Kym	Lawson	150682	V	25-Mar	Bri	3
3.65	Jana	Tankosic	100486	S	09-Dec	Mel	4
3.60	Jenny	Lovell	140283	S	04-Mar	Ade	4
3.55	Sarsha	McGowan	220883	Q	25-Mar	Bri	5

Under 18 womens Additions

3.40	Jacinta	Lynn	120285	V	09-Dec	Mel	5
------	---------	------	--------	---	--------	-----	---

Under 16 womens pole vault

3.65	Jana	Tankosic	86	S	09-Dec	Mel	4
3.41	Katherine	Rogers	86	W	01-Dec	Per	1
3.40	Charmaine	Lucock	86	Q	02-Oct	GC	mix
3.40	Katrina	Miroshinchenko	86	Q	14-Dec	GC	1
3.31	Naomi	Bligh	86	N	01-Dec	Syd	1

Under 20 womens Long Jump

6.45	0.8	Shermin	Oksuz	240384	W	25-Mar	Bri	1
6.02	1.8	Sarah	Dosen	181183	V	25-Mar	Bri	2
6.01	1.9	Jacinta	Boyd	100286	Q	09-Dec	Mel	-
5.94	0.9	Simone	Carre	221082	W	25-Mar	Bri	3
5.88	1.2	Emma	Knight	020985	V	09-Dec	Mel	3
5.87	1.6	Prue	Robertson	070883	N	16-Feb	Syd	5
5.84		Rosalie	Tennent	171282	Q	05-May	Town	1
5.81	1.5	Sarah	Sydney	160284	Q	24-Feb	Ben	2
5.75		Crystal	Cragan	120385	W	28-Oct	Per	2
5.73	0.4	Alexis	Turner	030785	Q	26-Oct	Bri	1
5.73		Natalie	Irwin	091285	Q	26-Oct	Bri	2
wind assisted								
6.65	3.0		Oksuz			25-Mar	Bri	2
6.12	3.5		Dosen			10-Feb	Mel	1
6.09	2.5		Boyd			09-Dec	Mel	2
6.01	4.3		Carre			04-Nov	Per	2
5.95	5.5	Jarah	Jennings	150186	Q	13-Jan	Syd	2
5.84	2.2		Sydney			25-Mar	Bri	4

Under 16 womens long jump

5.70	0.2	Jacinta	Boyd	86	Q	29-Oct	Bri	1
5.67	0.3	Jarah	Jennings	86	Q	03-Feb	Bri	4
5.65	1.8	Chantella	Perera	86	V	09-Dec	Mel	2
5.45	0.5	Kelly	Pinkerton	87	Q	29-Oct	Bri	1
5.45	1.2	Michelle	Riley	87	N	09-Dec	Mel	3
wind assisted								
5.95	5.5		Jennings			13-Jan	Syd	2
5.77	2.4		Perera			09-Dec	Mel	2

Under 14 womens long jump

5.53	0.6	Maricor	Cuenca	88	N	09-Dec	Mel	1
5.34		Amy	Sadler	88	N	13-Sep	Syd	2
5.23	0.5	Chloe	Edwards	88	V	09-Dec	Mel	2
5.23	0.5	Grace	Scantlebury	88	Q	29-Oct	Bri	1
5.18	0.4	Tamara	Grant	88	Q	09-Dec	Mel	5
wind assisted								
5.50	4.5		Edwards			09-Dec	Mel	2

Under 20 womens Triple Jump

12.60	-1.8	Sarah	Sydney	160284	Q	24-Feb	Ben	1
12.36	-1.5	Simone	Carre	221082	W	17-Feb	Per	1
12.35	2.0	Kate	O'Donnell	021184	N	09-Dec	Mel	1
12.34	0.5	Jarah	Jennings	150186	Q	04-Feb	Bri	1
12.28	-0.5	Sara	Asamoah	85	Q	26-Oct	Bri	1
12.25	-0.3	Rebekah	Williams	020684	W	12-Nov	Per	1
12.15		Anna	Coster	050983	S	10-Feb	Ade	1
12.11	0.8	Emma	Knight	020985	V	09-Dec	Mel	2
12.09	1.4	Crystal	Cragan	120385	W	10-Feb	Per	1
12.07	1.2	Stephanie	Lockhart	161282	V	09-Feb	Mel	1
Wind assisted								
12.37			Williams			27-Oct	Per	1
12.23			Cragan			27-Oct	Per	2

Under 16 womens triple jump

12.34	0.5	Jarah	Jennings	86	Q	04-Feb	Bri	1
11.92	1.8	Tabitha	Dudley	86	V	09-Dec	Mel	1
11.81	2.8	Hayley	Cervetto	86	Q	09-Dec	Mel	3
11.72	0.9	Linda	Allen	87	Q	09-Dec	Mel	2
11.67	0.9	Rebecca	Hamblin	86	N	09-Dec	Mel	5
wind assisted								
11.93	2.5		Dudley			09-Dec	Mel	1
11.85	3.2		Allen			09-Dec	Mel	2

Under 14 womens triple jump

11.17		Aliysha	House	88	N	14-Oct	Syd	1
11.12	1.3	Marissa	Ward	88	N	09-Dec	Mel	1
11.08	0.8	Tamara	Grant	88	Q	09-Dec	Mel	3
10.88		Helen	McRae	88	N	14-Sep	Syd	9
10.87	0.4	Tracey	Barnett	88	Q	09-Dec	Mel	5
wind assisted								
11.10	3.1	Amy	Sadler	88	N	09-Dec	Mel	2

Under 20 womens Shot Put (4kg)

13.86		Belinda	Johnson	011184	N	03-Feb	New	1
13.85		Melissa	Fattore	010982	N	20-Jan	New	1
13.54		Rebecca	Neilsen	180983	V	09-Dec	Mel	1
12.99		Deborah	Lovely	200683	Q	25-Mar	Bri	3
12.73		Leana	Bishop	250185	Q	09-Dec	Mel	3
12.69		Kesaia	Pohiva	030185	N	13-Jan	Syd	3
12.66		Annabel	Thomson	120587	N	09-Dec	Mel	1
12.61		Sharyn	Dickson	190784	N	09-Dec	Mel	3
12.51		Rebecca	Papadopoulos	180186	N	09-Dec	Mel	2
12.36		Rachael	Kingsbury	161283	W	17-Feb	Per	2

Under 18 womens Additions

12.34		Jane	Lynch	200184	N	14-Sep	Syd	1
12.34		Samantha	Fraser	200284	Q	09-Dec	Mel	4

Under 16 womens shot put (4kg)

12.66		Annabel	Thomson	86	N	09-Dec	Mel	1
12.51		Rebecca	Papadopoulos	86	N	09-Dec	Mel	2
11.47		Caitlyn	Sippel	87	Q	09-Dec	Mel	3
11.46		Kimberlee	Green	86	N	28-Jan	Syd	1
11.46		Natalie	Stuart	86	Q	09-Dec	Mel	4

Under 14 womens shot put (3kg)

14.01		Dani	Samuels	88	N	09-Dec	Mel	1
12.80		Jessica	O'Brien	88	Q	09-Dec	Mel	2
12.38		Kellie	Osborne	88	N	09-Dec	Mel	3
12.20		Donna	Breglia	89	W	28-Oct	Per	1
12.16		Lynsey	Cochrane	88	Q	09-Dec	Mel	4

Under 20 womens Discus Throw (1kg)

50.90	Deborah	Lovely	200683	Q	26-Oct	Bri	1
47.96	Samantha	Fraser	200284	Q	03-Feb	Bri	1
46.97	Samantha	Collier	180485	Q	21-Dec	Bri	1
45.83	Rhiannon	Rae	010183	N	25-Mar	Bri	8
45.19	Fiona	La Praik	221282	N	27-Sep	Syd	3
45.15	Sian	Cooper	230282	V	10-Feb	Mel	1
44.71	Leana	Bishop	250185	Q	16-Jun	Cair	1
44.20	Cassey	Taylor	050382	N	03-Feb	New	4
43.74	Belinda	Forsyth	191285	N	11-Feb	Syd	2
43.19	Rebecca	Neilsen	180983	V	16-Mar	Mel	1

Under 18 womens Additions

42.94	Sharyn	Dickson	190784	N	11-Feb	Syd	4
-------	--------	---------	--------	---	--------	-----	---

Under 16 womens discus (1kg)

41.04	Megan	Kendall	86	N	14-Oct	Syd	1
40.57	Sharmaine	Motuliki	87	N	28-Sep	Syd	1
40.27	Zennique	Giampietro	87	N	09-Dec	Mel	1
40.20	Calista	Lyon	86	V	09-Dec	Mel	2
39.98	Annabelle	Thompson	87	N	09-Dec	Mel	3

Under 14 womens discus (1kg)

39.37	Dani	Samuels	88	N	09-Dec	Mel	1
38.18	Kylie	MacKellin	88	V	23-Oct	Mel	1
34.72	Lisa	Abbott	88	N	14-Oct	Syd	2
34.63	Amy	Psaltis	88	Q	09-Dec	Mel	3
34.50	Stacey	Vernon	88	V	04-Nov	Mel	1

Under 20 womens Javelin Throw (800g)

54.96	Kathryn	Mitchell	100782	V	01-Dec	Bal	1
51.83	Kimberley	Mickle	281284	W	14-Jul	Deb	1
50.85	Stephanie	Hancock	090382	Q	09-Nov	Bri	1
46.02	Emily	Nolan	140184	N	11-Mar	Can	1
45.73	Samantha	Pearson	140585	N	03-Feb	New	1
44.66	Belinda	Johnson	011184	N	11-Feb	Syd	2
44.61	Katherine	Ellem	85	Q	09-Dec	Mel	1
43.09	Taegan	Coddington	241182	N	07-Jan	Syd	1
43.06	Kate	Smith	100282	Q	25-Mar	Bri	3
42.78	Zoe	Pelbart	110887	N	09-Dec	Mel	1

Under 16 womens javelin

42.78	Zoe	Pelbart	87	N	09-Dec	Mel	1
42.11	Ashleigh	Payne	86	N	24-Feb	Ben	5
41.40	Corinne	Morrison	86	N	14-Sep	Syd	1
40.84	Annabel	Thomson	87	N	14-Sep	Syd	1
40.64	Cassandra	Richards	86	N	14-Sep	Syd	2

Under 14 womens javelin (400gm)

41.22	Erin	Burns	88	N	09-Dec	Mel	1
39.42	Jessica	McClintock	88	Q	09-Dec	Mel	2
39.12	Dani	Samuels	88	N	13-Sep	Syd	2
38.20	Lynsey	Cochrane	88	Q	09-Dec	Mel	3
38.01	Candice	Kraaymaat	88	Q	29-Oct	Bri	1

Under 20 womens hammer (4kg)

57.70	Nicole	Robertson	040282	N	16-Dec	Syd	rel
55.77	Gabrielle	Neighbour	221183	V	09-Nov	Mel	1
51.62	Deborah	Lovely	200683	Q	18-Feb	Can	6
49.25	Rebecca	Neilsen	180983	V	29-Nov	Mel	2
46.99	Breanne	Clement	020782	N	03-Mar	Can	1
46.69	Belinda	Maher	170283	W	03-Nov	Per	1
46.19	Alyssa	Vella	180584	N	13-Jan	Syd	1
46.08	Sian	Cooper	230282	V	10-Feb	Mel	2
45.67	Alexie	Brown	040186	W	24-Feb	Ben	1
44.58	Helen	Wallis	251085	Q	20-May	Darw	2

Under 18 womens Additions

43.40	Kristy	Mills	260784	Q	05-Aug	GC	1
43.27	Samantha	Fraser	200284	Q	09-Dec	Mel	5
43.06	Carlee	Van Dyk	021285	V	23-Jan	Mel	2

Under 16 womens hammer (4kg)

45.67	Alexi	Brown	86	W	24-Feb	Ben	1
40.30	Sally	Chapman	86	N	14-Oct	Syd	1
40.27	Megan	Kendall	86	N	14-Oct	Syd	1
37.78	Anita	Millington	86	T	24-Feb	Ben	7
36.74	Louise	Campbell	86	Q	09-Dec	Mel	4

Under 20 Heptathlon

4952	Lauren	Foote	270484	S	09-Dec	Mel	1
	[15.72, 1.67, 10.76, 25.64, 5.08, 33.59, 2:25.42]						
4913	Rosalie	Tennent	171282	Q	25-Mar	Bri	1
4813	Leona	Bilous	041284	V	09-Dec	Mel	2
	[15.45, 1.58, 11.40, 25.34, 5.57, 31.57, 2:36.38]						
4777	Elizabeth	Murphy	171082	Q	04-Feb	Bri	1
4729	Belinda	Sanders	030682	N	25-Mar	Bri	2
4517w	Belinda	Johnson	011184	N	13-Oct	Syd	1
	(15.85, 1.64, 12.93, 28.01w, 4.98, 41.73, 2:57.01)						
4491	Jane	Brotherton	120784	N	25-Mar	Bri	4
4116w	Krissa	Crocker	110885	N	13-Oct	Syd	3
	(18.04, 1.70, 9.27, 25.75, 5.06, 23.41, 2:45.12)						
3910	Theodora	Spathis	120983	N	09-Dec	Mel	5
	[18.47, 1.70, 9.86, 28.10, 5.04, 24.57, 2:44.05]						
3873	Katja	Nemanic	101085	V	07-Oct	Mel	2
	(16.74, 1.53, 10.74, 29.06, 4.81, 28.68, 2:46.14)						

Under 18 womens Combined Events (100H 76cm)

4716	Leona	Bilous	120484	V	24-Feb	Ben	1
4586	Chelsea	Jaensch	060185	S	28-Oct	Ade	1
	(14.76, 1.63, 8.97, 26.60, 5.34, 32.36, 2:41.18)						
4575	Jane	Brotherton	120784	N	24-Feb	Ben	2
4543	Belinda	Johnson	011184	N	07-Jan	Syd	1
4457	Leanne	Spokes	201285	V	24-Feb	Ben	3

Under 16 womens multi-events

3874	Alanna	Oldham		V	24-Feb	Ben	1
------	--------	--------	--	---	--------	-----	---

athlete profiles

Principal
sponsor



2002

STUART ANDERSON

Date of Birth: 19 June 1979

Occupation: Student- Bachelor of Business/Arts

Height: 188cm

Weight: 83kg

State: QLD

Coach: Geoff McKinnon

Club: University of Queensland

Place of Birth / Residence: Brisbane/Albany Creek, Brisbane

Marital Status: Single

Gender: Male



AUSTRALIAN CHAMPIONSHIPS:

110m Hurdles '97 - 7th (U18), '98 - 8th (U20), '99 - heat, '00 - 2nd, '01 - 2nd

INTERNATIONAL CHAMPIONSHIPS:

Aus V NZ Trans Tasman Test: '01 - 110 Hurdles 2nd (14.15)

East Asian Games: '01 - 110 Hurdles 3rd (13.97)

World University Games: '01 - 110 Hurdles 6th Heat (14.17w)

PROGRESSION:

110m Hurdles	1998	15.15
	1999	14.80
	2000	14.11
	2001	13.73

EVENTS / PBS:

110m Hurdles	2001	13.73
--------------	------	-------

Interesting Facts:


Stuart was a junior Queensland Aussie Rules representative but these days his involvement in Aussie Rules is just as a supporter of the Essendon Football Club. Part of his major competition preparation is a joke from his coach Geoff McKinnon. He has led the Uni of QLD team to two National Club Championships. Stuart is in his final year of a double degree BA/B Business and is also a full-time model, with work in Munich and New York.

Media Comment:

Stuart has made steady progress over the last few years and considers his 0.3 seconds pb at the Telstra Australian Championships 2001 as his career highlight. In that race he ran 13.73s moving him to No. 5 in Australian history. In his major international debut, the East Asian Games in May 2001, he placed third. (Dec 2001)

SUSAN ANDREWS

Date of Birth: 26 May 1971
Occupation: Graphic Design Artist/Scholarship Coach WAIS
Height: 173 cm
Weight: 62 kg
State: WA
Coach: Peter Fortune / Tudor Bidder
Previous Coach: Graeme Stoward
Scholarship: WAIS
Club: University of Western Australia
Place of Birth / Residence: Hobart TAS / Perth WA
Marital Status: Married
Gender: Female



AUSTRALIAN CHAMPIONSHIPS:

200 metres: '97 - 7th
 400 metres: '89 - 2nd, '97 - 2nd, '98 - 2nd, '99 - 3rd, '00 (OGT) '2nd
 800 metres: '00 - 2nd, '00 (OGT) '3rd

INTERNATIONAL CHAMPIONSHIPS:

Commonwealth Games: '90 - 400m - heat, 4x400m - 2nd, '98 - 400m - semi, 4x400m - 1st Olympic Games: '92 - 4x400m - 7th, '00 - 800m - heat, 4x400m - 5th (ran only the heat)
 World Championships: '99 - 400m - 2nd Rnd, 4x400m - 6th
 World Indoor Champs: '99 - 400m heat, 4x400m - 2nd
 World Junior Championships: '88 - 400m - semi, 4x400m - Heat, '90 - 400m - 4th, 4x400m - 1st

PROGRESSION:

400m	1996	53.40
	1997	52.18
	1998	51.55
	1999	51.85
	2000	51.96
800m	1996	2:12.2
	1999	2:04.54
	2000	1:59.8

EVENTS / PBS:

200m	1996	23.2
400m	1998	51.55
800m	2000	1:59.8

Interesting Facts:

Susan claims her gold medal as part of the 4x400m relay team at the '98 KL Commonwealth Games and representing Australia at the Sydney Olympic Games as her athletic career highlights. Her nickname is 'Suz'. She was married in December '99 to Perth based architect Robert Ford. She won the Tasmanian Young Achiever of the Year in 1990 and has completed a Graduate Diploma in Art & Design at Tasmania University. In October 2001, Susan started a 12-month position as athletics scholarship coach at WAIS.

Media Comment:

The former World Junior 4x400m gold medallist was part of the Australian team that won gold in that event at the 1998 Commonwealth Games. She followed this with a silver medal in the 4x400m at the 1999 World Indoors. Moved up to 800m in 2000 with outstanding results including a silver at the Nationals. Susan represented Australia at her second Olympics in Sydney contesting the 800m and 4x400m relays, finishing fifth in her 800m heat and running the heats of the relay to give the team a place in the final. After 12 years at international level in track and field, Susan took a 12 month break after the Sydney Olympics, but is refreshed and aiming for selection in the Commonwealth Games team. (Dec 2001)

JUSTIN ANLEZARK

Date of Birth: 14 August 1977
Occupation: Sales Representative
Height: 189cm
Weight: 125kg
State: QLD
Coach: Scott Murphy
Previous Coach: James Toussis
Scholarship: Queensland Academy of Sport
Club: Toowoomba Glennie
Place of Birth / Residence: Katherine NT / Toowoomba QLD
Marital Status: Married
Gender: Male



AUSTRALIAN CHAMPIONSHIPS:

Shot Put: '96 - 1st (U20), '97 - 1st (U20) - 2nd (Open), '98 - 1st, 98 - (CGT) 1st, '00 - 1st, '00 - (OGT) 1st, '01 - 1st
 Discus: '96 - 1st (Open)

INTERNATIONAL CHAMPIONSHIPS:

Commonwealth Games: '98 - Shot Put - 7th
 Olympic Games: '00 - Shot Put - Qual. Round
 World Cup: '98 - Shot Put - 7th
 World Junior Championships: '94 - Shot Put - 12th, '96 - Shot Put - 2nd
 World Championships: '01 - Shot Put - Qualifying Round

PROGRESSION:

Shot Put	1993	14.75m
	1994	16.10m
	1995	17.25m
	1996	18.21m
	1997	18.56m
	1998	19.36m
	1999	18.49m
	2000	20.35m AR
	2001	19.83m

EVENTS / PBS:

Discus Throw 1996 53.92m
 Shot Put 2000 20.35m

RECORD(S):

Australian Record - Shot Put - 20.35m

Interesting Facts:

Justin's friends know him as "Judo" and he enjoys fishing and eating (usually in that order) outside of athletics. In 1998 he suffered an injury to a finger on his right hand, which hampered his performances at the Commonwealth Games and the following 1999 season. His father was a 'Queensland Buck Jump/Saddle Bronk Champion' in Rodeo and just missed a place in a Commonwealth Games team for the pistol shooting event.

Media Comment:

In 1996 competing in his second World Juniors, Justin Anlezark came into the event ranked No 2 in Australia, but a magnificent series, including three pb's, had him leading throughout the competition, until German Ralf Bartels improved dramatically on his last throw to take the title. Justin continued to improve in 1997 and 1998, but injury in 1999 slowed his progress. He peppered the Australian record formerly held by John Minns during the 2000 Grand Prix Series, eventually breaking the record (19.87m) at the Australia v South Africa Test Match in March 2000. Justin was selected in the Australian team for the 2000 Olympics, becoming the first Australian male to contest the Shot Put at the Olympics for 40 years. At two pre-Olympics meets on Queensland's Gold Coast, one week before the start of the Games, Justin broke the Australian record three times in as many days to finish at 20.35m. At the Sydney Olympics Justin did not progress past the qualifying round with a throw of 18.59m. He took four months off after the Olympics but was still able to win the 2001 Australian Championships. Justin confirmed his position in the 2001 World Championships in the last available competition and once again threw over 20m in a lead-up event to the Goodwill Games. (Dec 2001)

KIERAN AULT-CONNELL (OAM)

Date of Birth: 30 July 1981
Occupation: Student
Height: 181cm
Weight: 70 kg
State: VIC
Coach: Ian Whittaker
Previous Coach: Bryan Neighbour
Scholarship: VIS
Club: Mentone
Place of Birth / Residence: Seaford VIC/Melbourne VIC
Marital Status: Single
Gender: Male

INTERNATIONAL CHAMPIONSHIPS:

IPC World Championships: '98 - Javelin 3rd, Long Jump 3rd, 100m 7th
 Paralympics: '00 - 4x100m 1st, 4x400m 1st, Long Jump 4th, Javelin 7th

PROGRESSION:

100m	1998	13.15s
	1999	12.7s
	2000	12.7s
Javelin Throw	1997	33.48m
	1998	38.98m
	1999	40.55
	2000	45.49m
Long Jump	1998	5.15m
	1999	5.23m

EVENTS / PBS:

100m	2001	12.70s
200m	2001	26.10s
Javelin Throw	2001	45.49m
Long Jump	2001	5.25m

RECORD(S):

Australian Record for: Javelin, 100m, Long Jump
 World Record for: 4x100m, 4 x 400m

Interesting Facts:

Kieran likes tennis, basketball, cricket, listening to music and socialising. His highlights include scoring a 91.5 tertiary entrance score and competing in the World Championships. Known as "Kez", his main goal is to continue to improve at the 2002 World Championships and 2004 Athens Paralympics. "Ambition is the dream. Drive and determination are what gets you there - Nothing great was ever achieved without enthusiasm ". To cap off a fine year in 2000 he was awarded with an OAM.

Media Comment:

DISABILITY CLASSIFICATION: F37 / T37 Cerebral Palsy (Moderate to minimal hemiplegia)

At the 1998 IPC Athletics World Championships in Birmingham Kieran won bronze medals in the Long Jump and Javelin, while placing 7th in the 100m. Representing Australia at the 2000 Paralympics, he was a member of the Gold medal and World Record breaking Cerebral Palsy 4x100 metre and 4 x 400m relay teams. (Nov '01)

ADAM BASIL

Date of Birth: 14 April 1975
Occupation: Student/Athlete/Customer Service
Height: 176 cm
Weight: 73kg
State: VIC
Coach: Barry McLeod
Previous Coach: Esa Peltola
Scholarship: AIS
Club: Essendon
Place of Birth / Residence: Melbourne/Melbourne
Marital Status: Single
Gender: Male



AUSTRALIAN CHAMPIONSHIPS:

100m: '94-1st(U/20), '95-1st(U/20), 96-heat, '98(CGT)-7th, '99-2nd, '00 (OGT)-semi, '01-4th
 100yards: '99-1st
 200m: '94-1st(U/20), '95-1st(U/20), '01-1st B Final

INTERNATIONAL CHAMPIONSHIPS:

World Championships: '99-4x100m DNC, '01-4x100m 4th
 World Juniors: '94-200m Injured, 4x100m Injured
 World University Games: '01-100m 2nd Round, 4x100m 5th

PROGRESSION:

100m	1993	10.80
	1994	10.50
	1996	10.59
	1997	10.83
	1998	10.83
	1999	10.34/10.24w
	2000	10.33
	2001	10.37

EVENTS / PBS:

100m	2000	10.33
200m	1998	21.20

Interesting Facts:

Known after his initials as "ABs" Adam believes that to compete well he must have some facial hair growth (stubble). His career highlight to date was selection in Australia's 1999 World Championships team. In his spare time Adam enjoys being able to catch up with friends and the latest moves on WWF wrestling.

Media Comment:

Adam was one of Australia's leading junior sprinters twice winning the National U20 sprint double and representing Australia at the 1994 World Juniors (Lisbon). In December 1998, he won the Australian 100 yards Championship at the Boxing Day Cricket Test at the MCG. In early 1999 Adam smashed his PB and clocked a series of fast times. Starting in Perth he ran slightly windy times of 10.26 and 10.24, winning the final. This was followed by 10.35w (Canberra), 10.37w/10.34 PB (Sydney), 10.40 (Melbourne - 2nd), 10.58 (Hobart), 10.38 (Brisbane) and 10.45/10.34 (Nationals). Again lowered his personal best in the second round of the 100 metres at the 2000 Nationals held at Stadium Australia. Adam moved to the AIS in April 2000, but unfortunately just missed selection in the Olympic team. Another solid series on the 2001 Telstra Athletics Grand Prix circuit and a fourth placing at the Nationals saw Adam selected for his second World Championships. With tremendous team work, Adam and the Australian 4x100m relay team exceeded all expectations by progressing to the final at the World Championships, where they placed a magnificent fourth. Adam then travelled to the World University Games in Beijing where he made the 100m quarter finals and helped the 4x100m relay team to fifth. (Dec 2001).

DAVID BAXTER

Date of Birth: 27 March 1977
Occupation: Student- Honours in Pharmacology, Melbourne University
Height: 178cm
Weight: 75 kg
State: VIC
Coach: John Quinn
Previous Coach: Tom Kelly
Scholarship: VIS
Club: Doncaster
Place of Birth / Residence: Melbourne
Marital Status: Single
Gender: Male



AUSTRALIAN CHAMPIONSHIPS:

100m- '95-1st(U/18), '96-1st(U/20), '98-semi, '98(CGT)-4th, '99-6th, '00-6th, '00(OGT)-7th, '01-6th

INTERNATIONAL CHAMPIONSHIPS:

World Championships: '99- 4x100m DNC
 World Cup: '98- 4x100m 5th
 World Indoor Championships: '99-60m heat
 World Junior Championships: '96- 100m 2nd Round, 200m- Semi
 World University Games: '97- 4x100m heat, '01-100m semi, 4x100m 5th

PROGRESSION:

100m	1994	11.08	
	1995	10.71	
	1996	10.59	
	1997	10.44	
	1998	10.30	
	1999	10.30	
	2000	10.30	
	2001	10.36	
	200m	1995	21.44
		1996	21.23
1997		21.19	
1998		21.21	
1999		20.74	
2000		20.57	
2001	21.31		

EVENTS / PBS:

100m	2000	10.30
200m	2000	20.57

Interesting Facts:

Outside of athletics David's interests are in biotechnology, astronomy, music and arts. He has competed at state level in swimming and hockey, and is currently studying for his Honours in Pharmacology. David has a strong interest in charity work and his non-sporting goals include undertaking some humanitarian work and post graduate medical research. David's Australian all-time rankings are: 100m No 14, 200m No 12.

Media Comment:

In his first major championships, the 1996 World Juniors, he was a semi-finalist in the 200m and bronze medallist in the 4x100m relay. Over the next three years, he represented Australia at the World Championships, World Indoors, World Cup and World University Games. In July 1998 he slashed his personal best to 10.30, moving to No 11 on the Australian all-time list. Three weeks later, at the Commonwealth Games trials he finished fourth and missed the team by 0.01 seconds. During the summer of 1999, he was again in shape equalling his 100m personal best. David started the 2000 season in great form, clocking 10.30s in Canberra in mid-January. Over the next few months, competing on the Australian Grand Prix circuit and in South Africa, David would clock seven sub-10.40 times, including a break through performance of 20.57 in the 200m. At the Olympic trials in August he competed with a torn Achilles tendon, placing seventh in the 100m and missing a place in the team by 0.04 seconds. A solid summer earned David a place in the team for the 2001 World University Games in Beijing, where he progressed to the 100m semi final and helped the 4x100m relay team to fifth in the final (Dec 2001).

MALCOLM BENNETT

Date of Birth: 12 June 1978
Occupation: Athlete
Height: 180cm
Weight: 65kg
State: SA
Coach: Richard Bednall
Previous Coach: Marius Ghita
Scholarship: SAIS
Club: Salisbury
Place of Birth / Residence: Gawler East / South Australia
Gender: Male



INTERNATIONAL CHAMPIONSHIPS:

Paralympics: '00 - 1500m 4th, 400m, 5th, 800m 5th
IPC World Championships: '98 - 1500m 3rd, 4 x 400m 3rd
European Championships: '01 - 400m 1st, 800m 1st, 1500m 1st

PROGRESSION:

1500m	1998	5:30
	1999	5:26
	2000	5:19
	2001	5:11.69
400m	1998	1:07.35
	1999	1:03.24
800m	1998	2:27
	1999	2:25
	2000	2:24.09

EVENTS / PBS:

1500m	2001	5:11.69
400m	1999	1.03.24
800m	2000	2.24.09
Discus Throw	2001	24.77m

RECORD(S):

Australian Records: 400m, 800m, 1500m & Discus

Interesting Facts:

Discovering that there was elite level competition for him after participating in a number of sports while at school, Malcolm claimed Australian Records in the 400m, 800m, 1500m and discus. Malcolm's focus is on improving and claiming a World Record on his way towards Athens in 2004. He likes all sports, Play Station and listening to music.

Media Comment:

DISABILITY CLASSIFICATION: F36/T36 - Cerebral Palsy (Predominantly affected in upper limbs, but some dysfunction throughout the body)

Malcolm burst onto the scene in 1997 and at his first international competition at the World Championships won two bronze medals. Malcolm received the 1999 Gawler Sports Star of the year award and in the same year won the 120m Paralympic Gift at the Bay Sheffield Carnival. After just missing a medal at the Sydney Games he dominated the European circuit during 2001 and picked up three gold medals at the European Championships. (Nov '01)

PAUL BENZ

Date of Birth: 9 January 1986

Occupation: Student

State: SA

Coach: Richard Bednall

Club: Salisbury

Place of Birth / Residence: Gawler / SA

Marital Status: Single

Gender: Male

INTERNATIONAL CHAMPIONSHIPS:

Goodwill Games: '01 - 400m AWD final

EVENTS / PBS:

100m	2001	12.53
200m	2001	25.32
400m	2001	57.92

Interesting Facts:

Paul's favourite movies include 'Cool Runnings' and 'The Fast and the Furious'. As a typical teenager he rates girls and having a great time as important and dislikes liars, people with bad morale and tasting bad foods.

Media Comment:

DISABILITY CLASSIFICATION: T38 Cerebral Palsy (Relatively minimal dysfunction)

Paul is one of many emerging junior athletes and has his sights firmly set on establishing himself in a very strong Australian team for the 2002 World Championships. His first taste of international competition came when he competed in the Goodwill Games in the AWD 400m. He has a Duke of Edinburgh bronze medal and has already won Gold at the National Championships as an U16 winning the 100m and 200m and then a silver medal as an U18 in the 400m. (Nov '01)

NICOLE BOEGMAN

Date of Birth: 5 March 1967
Occupation: Administration/Coach
Height: 174 cm
Weight: 66kg
State: NSW
Coach: Craig Hilliard
Previous Coaches: David Johnston, Ern Bushall
Scholarship: AIS
Club: Bankstown Sports
Place of Birth / Residence: Strathfield, Sydney/Canberra ACT
Gender: Female



AUSTRALIAN CHAMPIONSHIPS:

Long Jump: '83 - 2nd, '85 - 3rd, '86 - 2nd, '87 - 1st, '88 - 1st, '92 - 1st, '93 - 1st, '94 - 1st,
 '95 - 1st, '96 - 1st, '98 - 1st, '99 ? 1st, '00 (OGT) - 2nd
 Triple Jump: '93 - 1st

INTERNATIONAL CHAMPIONSHIPS:

Commonwealth Games: '86 - Long Jump - 8th, '94 - 1st, '98 - 3rd
 Olympic Games: '88 - Long Jump - 5th, '92 - DNQ, '96 - 7th
 World Championships: '87 - Long Jump - 8th, '91 - 14th, '93 - 7th, '95 - 14th, '99 - 9th
 World Cup: '89 - Long Jump - 3rd, '94 - 7th, '98 - 6th
 World Indoor Championships: '85 - Long Jump - 5th, '91 - 6th, '95 - 4th

PROGRESSION:

Long Jump	1985	6.55m
	1986	6.55m
	1987	6.67m
	1988	6.87m
	1989	6.74m (6.82w)
	1991	6.72m
	1992	6.63m (6.73w)
	1993	6.75m (6.81w)
	1994	6.67m
	1995	6.75m (7.12w)
	1996	6.73m
	1998	6.86m
	1999	6.63m
	2000	6.46m
	2001	6.63m

EVENTS / PBS:

Long Jump	2001	6.87
Triple Jump	2001	13.28

RECORD(S):

Australian Record - Long Jump - 6.87m
 Commonwealth and Australian Indoor Record - Long Jump - 6.81m.

Interesting Facts:

Nicole's nickname is "Pookie". She considers her athletic career highlights as her first Olympics in '88 and winning gold at the '94 Commonwealth Games. When she is not training or competing she enjoys shopping, eating, going to the movies and walking her two Alaskan Malamutes. Injuries she has sustained over the years have included a stress fracture in the foot in '90, patella tendonitis (knee) and ankle surgery in Oct '99. As a junior she represented NSW schoolgirls in softball.

Media Comment:

Nicole has compiled a very impressive record during her international career that started, 17 years ago, when she was selected in the Australian team to compete at the World Indoor Games in Paris in 1985. The former Commonwealth Games champion produced the biggest jump of her life in Europe in 1995, a jump of 7.12m (wind assisted) in Sestriere a week before the World Championships. Nicole missed the 2000 domestic season through injury, but returned for her first competition for 2000 with a season's best leap of 6.42m at the Festival of Athletics in Darwin. Unfortunately Nicole just missed selection in her fourth consecutive Olympic team but came back and performed at the 2001 Goodwill Games. (Dec 2001)

DARREN BOWN

Date of Birth: 30 June 1974
Height: 178cm
Weight: 63kg
State: SA
Coach: Ron Weigel
Previous Coach: Stan Malbut
Scholarship: Australian Institute of Sport
Club: Elizabeth
Place of Birth / Residence: Jamestown SA / Canberra ACT
Marital Status: Single
Gender: Male



AUSTRALIAN CHAMPIONSHIPS:

10km Walk: '91 - 7th (U20), '94 - 1st (U20)
 20km Walk: '92 - 3rd (U20), '93 - 5th (U20), '99 - 5th, '00 - 9th
 30km Walk: '97 - 3rd
 50km Walk: '97 - 5th, '00 - 2nd

INTERNATIONAL CHAMPIONSHIPS:

World Walking Cup: '99 - 20km walk 50th (89:31)
 World Championships: '01 - 50km walk disq

PROGRESSION:

20km Road Walk	1992	1:38:05
	1993	1:35:21
	1994	1:31:41
	1995	1:40:54
	1996	1:39:41
	1998	1:30:44
	1999	1:24:57
50km Road Walk	2000	1:26:17
	1997	4:35:13
	2001	3:55:05

EVENTS / PBS:

20km Road Walk	1999	1:24:57
3000m Walk	1999	11:50.2
5000m Walk	1999	20:19.6
50km Road Walk	2001	3:55:05

Interesting Facts:


Darren didn't particularly like the walk, but as he was good at the event, he continued to compete in the event. His hobbies include rave music, movies and long walks alone or with another.

Media Comment:

Darren was a junior Australian race walking champion, but it was not until 1999, when he was 24 that he started to make significant progress. The breakthrough occurred on 19 March 1999 when Darren placed an excellent fifth in the Australian 20km Walk Championships, slashing nearly six minutes from his best. The performance secured selection in the Australian team for the 1999 World Walking Cup, where he placed 50th in the 20km Walk and was the first Australian to finish. In 2000 he moved to Canberra on an AIS scholarship and made another major breakthrough in May 2001 when he walked 3:55.05 for 50km Walk, to move to eighth on the all-time list and record a AA qualifying mark for the World Championships. Unfortunately Darren was disqualified at the World Championships (Dec 2001)

STEPHEN BRIMACOMBE

Date of Birth: 7 May 1971
Occupation: Athlete
Height: 179cm
Weight: 75kg
State: VIC
Coach: Barry McLeod
Previous Coaches: Cliff Mallett, Jim Bradley
Scholarship: Victorian Institute of Sport
Club: Athletics Essendon
Place of Birth / Residence: Ivanhoe, Melbourne/Melbourne
Marital Status: Single
Gender: Male



AUSTRALIAN CHAMPIONSHIPS:

100 metres: '93 - 6th, '94 - 3rd, '95 - 4th, '97 - 1st, '98 (CGT)-heat, '00 - 2nd round, '01 - 5th 100 yards: '92 - 1st
 200 metres: '94 - 1st, '95 - 1st, '97 - 1st, '98 (CGT) - 3rd

INTERNATIONAL CHAMPIONSHIPS:

Commonwealth Games: '94 - 100m - semi, 200m - 7th, '98 - 200m - semi, 4x100m - 3rd
 Olympic Games: '96 - 200m - semi, 4x100m - (SF, Disq)
 World Championships: '95 - 200m - semi, 4x100m - 2nd, '97 - 200m - Heat, 4x100m - Heat, '01 - 4x100m 4th
 World Cup: '94 - 4x100m - DNF

PROGRESSION:

100m	1992	10.57	
	1993	10.32	
	1994	10.29	
	1995	10.41	
	1996	10.41	
	1997	10.28	
	1999	10.44	
	2000	10.46	
	2001	10.50	
	200m	1993	20.99
		1994	20.58
1995		20.51	
1996		20.30	
1997		20.44	
1998		20.60	
1999		20.78	
2000		21.13	
2001	21.44		

EVENTS / PBS:

100m	1997	10.28
200m	1996	20.30

RECORD(S):

Australian Record - 4x100m - 48.17s (1995)

Interesting Facts:

Steve considers his career highlights as winning the 1991 Stawell Gift and making the semi final of the 200m at the '96 Olympics. His nickname is "Brima". Off the track he enjoys reading, listening to music and playing his guitar. His father and uncle represented Coburg in Aussie Rules (VFL).

Media Comment:

When Steve was 17, he decided to follow his father's pattern of running professional races in the off season to get fit for the winter VFL season. However he only persevered for one season. He came back to professional running aged 19 years and teamed up with legendary professional running coach, Jim Bradley. Less than a year later he won the 1991 Stawell Gift while still in his teens. He also decided to try the 'amateurs' and again enjoyed instant success winning the Australian 100 yards Championships in 1992. By 1993 he had slashed his bests to 10.34 and 20.99. In 1994 he won the National 200m title and made the Commonwealth Games 200m final. At the 1995 World Championships, Brima won a silver on the 4x100m relay and also individually made the 200m semi - a feat he would repeat at the Atlanta Olympics. In February 1996, he competing at the Queensland Championships, Brima clocked his life time best of 20.30 in the 200m, to become the fourth fastest in Australian history. Through the late '90s Brima battled ongoing injuries and also left Brisbane and returned to Melbourne. A solid fifth place at the 2001 Telstra Nationals earned him a place in the 4x100m relay for the World Championships, where the team performed well above expectations to place a magnificent fourth in the final. He then went on to win a bronze medal with the team at the Goodwill Games. (Dec 2001)

SONIA BRITO

Date of Birth: 10 June 1979
Occupation: Student- Law/Medical Science 4th Year
Height: 165cm
Weight: 52kg
State: VIC
Coach: Murray Harding
Previous Coaches: Tom Kelly, Terry McGrath
Scholarship: VIS
Club: Doncaster
Place of Birth / Residence: Melbourne/Wheelers Hill
Marital Status: Single
Gender: Female



AUSTRALIAN CHAMPIONSHIPS:

100 metres: '97 - 2nd (U20)
 100m Hurdles: '97 - 2nd (U18)
 400m Hurdles: '98 - 1st (U20), '99 - 6th, '00 - 4th, '00 (OT) - 4th, '01 - dnc/inj

INTERNATIONAL CHAMPIONSHIPS:

World Juniors: '98- 400m Hurdles semi, 4x400 7th
 East Asian Games: '01- 400m Hurdles 1st (56.17)
 World University Games: '01- 400m Hurdles 2nd (55.72), 4x400m 5th

PROGRESSION:

400m Hurdles	1995	61.20
	1996	60.65
	1998	58.81
	1999	59.65
	2000	57.80
	2001	55.72

EVENTS / PBS:

100m	1998	11.80
200m	2001	23.89
400m	2001	52.91
400m Hurdles	2001	55.72

Interesting Facts:

Sonia's non-sporting idol is her dad and she is looking forward to graduating from university. She lists her National junior title in 1998 and her season on the 2001 Grand Prix circuit as her career highlights.

Media Comment:

Former All Schools hurdles champion who has also dabbled in the sprint events. Settled on the 400m hurdles during the 1998 domestic season and was rewarded with a national U20 title and selection in the World Junior team. Dramatically improved during the 2000/01 season smashing her 400m and 400m hurdles pbs. In her first senior international, Sonia won the 400m hurdles at the 2001 East Asian Games in a personal best time of 56.17. In August Sonia was again in top form, where she slashed her 400m best to 52.91 and claimed silver in the 400m hurdles at the World University Games in Beijing (Dec 2001)

PETER BURGE

Date of Birth: 3 July 1974
Occupation: Athlete
Height: 187cm
Weight: 83kg
State: NSW
Coach: Vassili Grichtchenkov
Previous Coaches: Keith Connor, Gary Bourne
Scholarship: South Australian Institute of Sport
Club: Sydney Pacific
Place of Birth / Residence: Townsville QLD/Adelaide
Marital Status: Single
Gender: Male



AUSTRALIAN CHAMPIONSHIPS:

Long Jump: '98 - 3 fouls, '98-(CGT) -3rd,'00 - 1st,'00 -(OGT) - 1st, '01 - 1st
 Triple Jump: '92(U20) - 1st, '93 - 1st, '96 - 2nd

INTERNATIONAL CHAMPIONSHIPS:

Commonwealth Games: '98 - Long Jump - 1st
 Olympic Games: '00 - Long Jump - 6th
 World Indoors: '01 - Long Jump - 4th
 World Junior Championships: '92 - Triple Jump - 5th

PROGRESSION:

Long Jump	1992	7.04m
	1993	7.58m
	1994	7.15m / 7.50m w
	1995	7.41m
	1997	7.32m
	1998	8.22m
	1999	7.87m
	2000	8.30m / 8.48m w (+3.4)
	2001	8.05m / 8.11m indoors
	Triple Jump	1991
1992		16.19m
1993		15.87m
1994		16.03m
1996		16.17m
1997		16.18m

EVENTS / PBS:

100m	2000	10.46
Long Jump	2000	8.30m
Triple Jump	1992	16.19m

RECORD(S):

Australian Indoor record - 8.11m

Interesting Facts:

When he was a junior Peter represented QLD in the U16 cricket team. His nicknames are 'Postman' and 'Burgey'. Peter has achieved two 'Track and Field News' merit rankings - 9th (1998), 6th (2000).

Media Comment:

The 2000 Male Athlete of the Year made a career saving transition from the triple jump to long jump in 1998. In his first Grand Prix appearance in the long jump he jumped a windy 8.12m. Produced a fairytale result in the final of the 1998 Commonwealth Games winning the gold medal, on countback from arch rival Jai Taurima, with a Games record of 8.22m. Unfortunately missed the entire 1999 domestic season due to a chronic groin injury, but returned with stunning results in early 2000 setting an Olympic 'A' Qualifier and personal best at the Melbourne Track Classic in March (8.30m). Peter won the Male Athlete of the Year for 2000 and went on to finish sixth in the Long Jump final at his first Olympic Games. Peter won the 2001 National title, but in doing so suffered a bruised heel. This injury led to plantar fasciitis and he eventually aborted his European campaign. In October he relocated to Adelaide to train with Vassili Grichtchenkov, as his coach, Keith Connor, was unable to dedicate the same amount of time to Peter after he had been appointed Head Coach of Athletics Australia (Dec 2001)

PAUL BURGESS

Date of Birth: 14 August 1979
Occupation: Athlete/Student
Height: 183 cm
Weight: 84kg
State: WA
Coach: Alex Parnov
Previous Coach: Steve Rippon
Scholarship: WAIS
Club: Stirling Swans
Place of Birth / Residence: Perth WA/Perth WA
Marital Status: Single
Gender: Male



AUSTRALIAN CHAMPIONSHIPS:

Pole Vault: '96 - 1st (U18), 2nd (U20), '97 - 1st (U18), 1st (U20), 2nd (Open), '98 - 1st (U20), 3rd (Open), '99 - 2nd, '00 - 1st, '00 (OT) - 1st, '01 - 2nd

INTERNATIONAL CHAMPIONSHIPS:

Commonwealth Games: '98 - Pole Vault 2nd
 Olympic Games: '00 - Pole Vault qual round (5.55)
 World Cup: '98 - Pole Vault 7th
 World Junior Championships: '96 - Pole Vault 1st, '98 - 3rd
 East Asian Games: '01 - Pole Vault 2nd (5.50)

PROGRESSION:

Pole Vault	1994	3.90m
	1995	5.25m
	1996	5.35m
	1997	5.51m
	1998	5.60m
	1999	5.50m
	2000	5.60m
	2001	5.71m

EVENTS / PBS:

Pole Vault	2001	5.71m
------------	------	-------

RECORD(S):

Australian U20 Record - Pole Vault - 5.60m
 Australian U18 Record - Pole Vault - 5.51m

Interesting Facts:

His nickname is "Budgie". Paul won a silver medal as a 13 year old at the National Gymnastics Championships.

Media Comment:

Produced one of the great results of the 1996 Sydney World Juniors, clearing a personal best of 5.35m and winning the gold medal. In defence of his World Junior title, Paul finished third in 1998 and then went on to win Commonwealth silver. Returned from injury in great form through the 2000 Grand Prix Series culminating with a national title victory at Stadium Australia in Feb 2000. Paul won the pole vault at the Telstra Athletics Trials and secured selection in the Australian team for the 2000 Olympic Games. At the Olympics Paul failed to progress to the final with a clearance of 5.55m in the qualifying round. In May 2001 Paul won silver in the pole vault at the East Asian Games. (Dec 2001)

DAMIEN BURROUGHS (OAM)

Date of Birth: 28 October 1978

Occupation: Public Servant

Height: 183cm

Weight: 93kg

State: ACT

Coach: Scott Goodman


Scholarship: AIS

Club: North Canberra

Place of Birth / Residence: West Union, Ohio USA/Canberra, ACT

Marital Status: Single

Gender: Male



INTERNATIONAL CHAMPIONSHIPS:

Paralympics: '96 - Discus 1st, Shot Put 8th '00 - Discus 4th, Shot Put 8th

IPC World Championships: '98 - Discus 2nd, Shot Put 8th

FESPIC Games '94 - Discus 3rd

PROGRESSION:

Discus Throw	1997	38.18
	1998	41.21
	1999	42.51
	2000	43.21
Shot Put	1997	8.91m
	1998	9.95m
	1999 – 2001	10.41m

EVENTS / PBS:

Discus Throw	1999	43.59m
Shot Put	1999	10.41m

RECORD(S):

Australian Record: Discus & Shot Put

Interesting Facts:

Damien likes dance music and watching Rugby Union but dislikes mushrooms. His worst habit is drinking too much coffee. He has been on an AIS scholarship since 1994 and received an OAM after winning gold at the 1996 Atlanta Paralympics.


Media Comment:

DISABILITY CLASSIFICATION F37: Cerebral Palsy (Moderate to minimal hemiplegia).

Damien has competed at the past two Paralympics - in 1996 he set a new World Record in the Discus for which he was awarded an Order of Australia Medal. At the 1998 World Championships he finished second in the discus and eighth in the shot put. At the Paralympics in Sydney he finished fourth in discus and seventh in shot put. (Dec '01)

VIKTOR CHISTIYAKOV

Date of Birth: 9 February 1975
Occupation: Athlete / Model
Height: 202cm
Weight: 92kg
State: SA
Coach: Vassili Grichtchenkov
Previous Coaches: Vitali Petrov, Alan Launder
Scholarship: South Australian Sports Institute
Club: South Australian Sports Institute
Place of Birth / Residence: Moscow RUS / Adelaide
Marital Status: Married
Gender: Male



AUSTRALIAN CHAMPIONSHIPS:

Pole Vault: '99 - 1st, '00 (OGT) - 3rd, '01 - 3rd

INTERNATIONAL CHAMPIONSHIPS:

European Indoors: '96 - 3rd
 European Juniors: '93 - 3rd
 Olympic Games: '96 - DNQ, '00 - 5th
 World Championships: '99 - DNC (ill), '01 - 10th (5.75)
 World Juniors: '94 - 1st

PROGRESSION:

Pole Vault	1988	3.00m
	1989	3.70m
	1990	4.30m
	1991	4.60m
	1992	5.10m
	1993	5.35m
	1994	5.70m
	1995	5.85m
	1996	5.81m i / 5.80m
	1997	5.80m
	1998	5.72m
	1999	5.90m
	2000	5.80m
	2001	5.80

EVENTS / PBS:

Pole Vault 1999 5.90m

Interesting Facts:

Married to fellow Australian pole-vaulter Tatiana Grigorieva. His mother Natalya Burda/Pechenkina/Chistyakova was third in the 1968 Olympic 400m with a pb 52.25s and in the 1971 European 4x400m. His sister Nadezhda was the world's third best junior at 100m Hurdles (13.22) in 1988. When in Europe, Viktor is based in Formia, Italy. Viktor has snapped about 10 poles in competition. His memorable moment was winning the 1994 World Juniors. Viktor has had a few injuries, the major one being his Achilles injury which required surgery on his ankle. Viktor rates 1999 World Champion Maksim Tarasov as his toughest competitor. In September 2001, Viktor launched a range of his and her pyjamas with his wife Tatiana Grigorieva

Media Comment:

Arrived in Australia in 1996, however he still competed for Russia at the Atlanta Olympics where he narrowly missed the final on a count back having cleared 5.60m. In July 1999 he raised his best to 5.90m and was preparing to make his international debut for Australia in the World Championships in Seville. Viktor received final notification of his citizenship only a week before the World's, but unfortunately he suffered food poisoning and was confined to bed for the duration of the championships. His very solid 1999 season, which included four jumps at 5.80m and higher, was rewarded with a Track and Field News No. 10 merit ranking. Represented Australia at the 2000 Olympics finishing equal fifth in the pole vault with compatriot Dmitri Markov, leaping a season's best of 5.80m. Viktor was a solid performer in 2001 clearing a best of 5.80m and placing 10th in the World Championships in Edmonton. (Dec 2001)

GEORGIE CLARKE

Date of Birth: 17 June 1984
Occupation: Student/Athlete
Height: 170cm
Weight: 48kg
State: VIC
Coach: Bruce Scriven
Scholarship: VIS
Club: Deakin
Place of Birth / Residence: Geelong VIC/Jan Juc VIC
Marital Status: Single
Gender: Female



AUSTRALIAN CHAMPIONSHIPS:

800 metres: '96 - 1st (U14), '97 - 1st (U14), '98 - 1st (U20), '99 - 2nd (U20), '00 - 3rd (Open)
 1500 metres: '96 - 1st (U14), '97 - 1st (U14), '98 - 1st (U20), '00 - 1st (Open), '00 (OGT) - 3rd

INTERNATIONAL CHAMPIONSHIPS:

Olympic Games: '00 - 1500m – semi World Cross Country Champs: '01 - 19th (U20) World Indoor Championships: '01 - 1500m – heat World Junior Championships: '98 - 1500m - 10th, '00 - 800m - 2nd, 1500m - 3rd, World Youth Championships: '99 - 800m - 1st, '01 - 1500m 1st (4:14.08) World Championships: '01 - 1500m 9th heat

PROGRESSION:

1500m	1996	4:34.53
	1997	4:24.96
	1998	4:17.53
	1999	4:12.51
	2000	4:06.77
	2001	4:08.91
800m	1996	2:12.71
	1997	2:08.83
	1998	2:06.92
	1999	2:02.49
	2000	2:01.73
	2001	2:03.49

EVENTS / PBS:

800m	2000	2:01.73
1500m	2000	4:06.77
3000m	2000	9:01.7 mix

RECORD(S):

Australian U18 record 800m - 2.01.73
 Australian U16 record 800m - 2.02.49
 Australian U20 record 1500m - 4.06.77
 Australian U18 record 1500m - 4.06.77
 Australian U16 record 1500m - 4.12.51
 Australian U16 record 3000m - 9.16.70
 Member of World Best 4 x 1500m relay - 17.09.75

Interesting Facts:

Georgie is the daughter of former Geelong FC representative, David (216 games) and sister of current Geelong FC team member, David Jnr. Her second eldest brother Tim represented Australia at the 1999 World Junior Cross Country Championships and has now been recruited by Hawthorn FC. Georgie's nicknames are "Worm" & "Kermit" and she enjoys surfing and snow skiing when she has some spare time.

Media Comment:

Georgie won her first national title (U14) at the age of 11. Travelled on her first Australian team to run the 1500m at the '98 World Junior Championships where she was the youngest competitor at the championships (14yrs). The 1999 World Youth champion over 800m was on fire during the Grand Prix Series and Australian Championships of 2000 with personal best performances over both 800m and 1500m. On 30 January 2001, she ran a 4:06.77 to win the 1500m at the Hobart Grand Prix, the fastest time ever recorded on Australian soil. She was a member of the Australian 4 x 1500m team to set a new world best at the June 2000 British Milers Club Record Breakers Meeting. Georgie was Australia's second youngest ever track and field athlete at an Olympic Games after being selected to contest the 1500m. A week prior to the Sydney Games Georgie broke the Under 18 800m record for the second time in eight months at a pre-Olympics meet in Queensland (2.01.73). She finished tenth in the 1500m semi-finals at the Olympics. The next month (October) Georgie claimed two medals at the 2000 World Juniors (Santiago). Solid performances during the 2000/2001 summer season were rewarded with selection in the Australian team for the World Junior Cross Country (Ostend) and World Indoor Championships (Lisbon). In just 6 months, 16 year old Georgie had competed in four major championships. Georgie continued on her international campaign winning the World Youth Championship 1500m title in July, then competing at the World Championships (August, Edmonton), Goodwill Games and the IAAF Grand Prix Final in September (Dec 2001).

RICHARD COLMAN

Date of Birth: 28 November 1984

Occupation: Student

Country: Australia

Coach: Mandi Cole

Club: Chilwell

Place of Birth / Residence: Stavanger, Norway / Geelong, VIC

Marital Status: Single

Gender: Male

EVENTS / PBS:

100m	2001	16.05
1500m	2001	3:39.27
200m	2001	28.65
400m	2001	55.79
800m	2001	1:50.02

Interesting Facts:

Richard, who was born in Norway, attends school at the Geelong College and he aims to go on to university. Richard has come through the junior ranks where he competed in little athletics.

Media Comment:

DISABILITY CLASSIFICATION: T53 Wheelchair (Paraplegia affecting lower limbs and trunk; Shoulder, biceps, triceps, wrist & finger function good; No functional use of back, abdominal and lower limb muscles)

Richard is just 17 years of age, has shown true potential and is a very promising star of the future. In 2001 he claimed both age and open wheelchair track records. At the Athlete with Disability National Championships in April, he set a New Australian Record in the 800m with an outstanding time of 1:50.02 and then in October at the Junior National Championships, he added the 1500m record with a personal best time of 3:39.27. Richard certainly possesses the right credentials to qualify and be selected for the 2002 World Championships, but more importantly for Australia, be a challenger at the 2004 Paralympics. (Dec '01)

SHAUN CREIGHTON

Date of Birth: 14 May 1967
Height: 181 cm
Weight: 63kg
State: ACT
Coach: Pat Clohessy
Previous Coach: Peter La Rossignol
Club: North Canberra
Place of Birth / Residence: Sydney NSW / US
Marital Status: Married
Gender: Male



AUSTRALIAN CHAMPIONSHIPS:

5000 metres: '95 - 1st, '96 - 1st, '98 - 1st
 10000 metres: '94 - 1st, '95 - 1st, '96 - 1st
 3000m Steeple: '91, '92, '93, '94 - 1st

INTERNATIONAL CHAMPIONSHIPS:

Commonwealth Games: '90 - 3000m Steeple - 5th, '94 - 11th, '98 - 5000m - heat
 Olympic Games: '96 - 5000m - semi, 10000m - heat, '00 - 10000m - heat
 World Championships: '91 - 3000m Steeple - 18th, '93 - 9th, '99 - Marathon - DNF
 World Cross Country: '90 - 117th, '91 - 143rd, '92 - 58th, '93 - 70th, '94 - DNF, '95 - 25th, '96 - 49th, '97 - 55th
 World Cup: '92 - 3000m Steeple - 3rd, '98 - 5000m - 2nd
 World Indoors: '95 - 3000m - 7th
 World Students: '91 - 3000m Steeple - 1st

PROGRESSION:

10000m	1995	27:46.87
	1996	27:31.92
	1999	28:18.56
	2000	27:49.20
3000m Steeple	1989	8:39.8
	1990	8:33.59
	1991	8:27.20
	1992	8:20.37
	1993	8:16.22
5000m	1994/95	13:30.00
	1995	13:17.76
	1998	13:24.84
	2000	13:21.45
Marathon	1997	2:10.22
	1999	2:15.30
	2001	2:11.54

EVENTS / PBS:

10000m	1996	27:31.92
1500m	1993	3:38.59
3000m	1995	7:41.60
3000m Steeple	1993	8:16.22
5000m	1995	13:17.76
Marathon	1997	2:10.22

RECORD(S):

Australian Record - 3000m Steeple - 8:16.22
 Australian Record - 3000m - 7:41.60
 Australian Record - 10,000m - 27:31.92

Interesting Facts:


Enjoys history, travel and music.

Media Comment:

One of Australia's distance greats with six Australian records at 3000m steeplechase (2), 3000m (3) and 10000m (1). Shaun has represented Australia in four different events at Worlds and Olympics (5000m, 10000m, marathon and steeplechase) and worn the green and gold on over 20 occasions. His career has included three Commonwealth Games, three World Championships and two Olympics. He competed in eight consecutive World Cross Country Championships from 1990 to 1997. Shaun started his international career in March 1990 when he placed 117th in the World Cross Country Championships. He contested the steeplechase at the Auckland Commonwealth Games and the following years won gold at the World University Games. He achieved a great result for Oceania, when he placed third in the steeplechase at the 1992 World Cup. Later that year while competing in the Zatopek steeplechase, Shaun broke his first Australian record when he lowered Kerry O'Brien's 22-year-old Australian record which in 1970 had been a world record. Seven months later, competing in Lille, he shaved another four seconds from the record. A persistent hip injury forced his retirement from the steeplechase in 1994. He concentrated on the flat events from 3000m to 10000m with instant success. From mid-1994 to 1996 he lowered the 3000m record three times, smashed Ron Clarke's 10000m Australian record, placed seventh in the 3000m at the World Indoors, recorded his finest World Cross Country result of 25th and was an Olympic 5000m semi-finalist. In sub-zero conditions in January 1997 Shaun finished second in his marathon debut in Houston. Later that year he was 11th in the Berlin marathon in a superb 2:10.22. Placed second in the 5000m at the World Cup in 1998. After two slow marathon times of 2:16.01 and 2:15.30 in 1999, Shaun decided to try for selection in the track events for the Sydney Olympics. In May and June, Shaun clocked impressive A qualifying times of 13:21.45 and 27:49.20 and then placed third in both events at the Olympics trials, securing selection in both events. Eventually he decided not to contest the 5000m allowing displaced 1500m runner, Craig Mottram to make his Olympic debut in the 5000m. Two weeks before the Olympics Shaun became ill with a cold resulting in a rather disappointing 14th place in his heat. He returned to Albuquerque, New Mexico where he and his wife, US distance runner Shelly Steely, live. In October 2001, Shaun qualified for the Commonwealth Games with a good marathon performance placing 11th in Chicago in 2:11.54. His plan is to run his last ever race, the marathon, at the Athens Olympics. (Dec 2001)

GRANT CREMER

Date of Birth: 9 June 1978
Occupation: Athlete / Student
Height: 187cm
Weight: 77kg
State: NSW
Coach: Phil Moore
Scholarship: Australian Institute of Sport
Club: Cumberland Ryde Hornsby
Place of Birth / Residence: Sydney/Canberra
Marital Status: Single
Gender: Male



AUSTRALIAN CHAMPIONSHIPS:

800 metres: '96 - 1st (U20), '97 - DNF, '98 - 2nd, '99 - 1st, '00 (OGT) 1st

INTERNATIONAL CHAMPIONSHIPS:

Olympic Games: '00 - 800m semi
 World Championships: '99 - 800m semi
 World Junior Championships: '96 - 800m 3rd
 World Uni Championships: '99 - 800m 5th

PROGRESSION:

800m	1993	2:01.0
	1994	1:58.0
	1995	1:52.31
	1996	1:48.46
	1997	1:48.1
	1998	1:46.65
	1999	1:45.21
	2000	1:45.86
	2001	1:45.75

EVENTS / PBS:

1500m	2000	3:49.4
800m	1999	1:45.21

RECORD(S):

Australian Record - 1000m 2:16.61

Interesting Facts:


Grant's father was a crewmember aboard Gretel II in the 1977 America's Cup series. His nickname is "Crem" and he enjoys surfing and mountain bike riding in his spare time.

Media Comment:

In his teens, Grant successfully combined the unusual combination of 800m and steeplechase. A pattern of Grant's career emerged in 1996 when in March he won selection in the Australian team for the 1996 Sydney World Juniors, but sprained his ankle in April and was out for 10 weeks. To confirm his place in the team, he was required to pass a fitness trial. He raced in the lead-up meets, but was struggling with poor form, until the last race, where he easily ran the standard and went on to take bronze in the World Juniors. 1997 and 1998 were mostly written off with injury. A back injury during the summer of 1997 was followed by a stress fracture of the tibia mid-year. He managed to place second in the 1998 Nationals, but then suffered an ankle injury, which kept him out during June-August in 1998. The last two months of 1998 were also restricted by a foot injury. In March 1999, Grant secured his place in the team for the World Championships, by winning his first open Australian title. In Europe Grant twice lowered his personal best, recording a fastest time of 1:45.21 in the heats of the World Championships, moving him to No 4 in Australian history. Grant went on the finish fourth in his semi and just miss a finals berth. Grant was out of action for the summer of 1999/2000 with a bone growth in the patella tendon, which was eventually operated on in February 2000. Unable to run the 2000 Nationals, Grant prepared well in Europe winning the Oslo Grand Prix (1:45.88) and breaking the Australian 1000m record with a time of 2:16.61. Grant was back for the Olympic trials that he won and secured his place in the team for the Olympics. Similar to the World Championships a year earlier, Grant clocked a fast heat time of 1:45.86, but was run out of the Olympics in the semis. Post Olympics Grant suffered from an inflamed bursa in the ITB, which was rectified by an operation in December 2000 - he was off the track from October 2000 until January 2001. Unable to contest the trials for the 2001 World Championships, Grant was selected in the supplementary team, allowing him to qualify for the team with performances in Europe, but unfortunately he was unable to achieve the required time. (Dec 2001)

SHARON CRIPPS

Date of Birth: 29 June 1977
Occupation: Athlete
Height: 166 cm
Weight: 57kg
State: QLD
Coach: Cliff Mallett
Previous Coach: Ian Jones
Scholarship: QAS
Club: Queensland Academy of Sport
Place of Birth / Residence: Brisbane QLD / Kepperra QLD
Marital Status: Single
Gender: Female



AUSTRALIAN CHAMPIONSHIPS:

100 metres: '95 - 2nd (U20), '96 - 1st (U20) - 2nd (Open), '98 - 5th, '99 - 3rd, '00 (OT) - 6th, '01 - 2nd
 200 metres: '95 - 3rd (U20), '96 - 1st (U20), '98 - 5th (Open), '99 - 3rd, '00 (O\T) - 4th, '01 - 2nd

INTERNATIONAL CHAMPIONSHIPS:

Commonwealth Games: '98 - 4x100m - 1st
 Olympic Games: '96 - 4x100m - 7th, '00 - 4x100m - DNF
 World Championships: '99 - 4x100m - DNC
 World Cup: '98 - 4x100m - 6th
 East Asian Games: '01 - 100m 4th (11.73), 200m 3rd (23.42)

PROGRESSION:

100m	1995	11.60
	1996	11.66
	1998	11.58
	1999	11.55
	2000	11.48
	2001	11.51
200m	1994	24.10
	1996	23.42
	1998	23.24
	2000	23.13
	2001	23.04

EVENTS / PBS:

100m	2000	11.48
200m	2001	23.04

Interesting Facts:

Sharon enjoys going to the beach and catching up with friends when off the track. Her nickname is "Crippsy". At home Sharon has two pet dogs "Cindy" and "Kyra" both Staffordshire Bull terriers to keep her company and she looks after two stray cats. Sharon appeared as a model in a 2000 Inside Sport edition.

Media Comment:

Sharon was a 1996 Olympic representative at 19 years of age when she was part of the 4x100m relay team which finished seventh in the final. Ran a sensational final leg of the 4x100m at the 1998 Commonwealth Games in KL, holding off all challengers to secure the gold medal. Set a new 100m personal best during the July 2000 Festival of Athletics series held in Darwin. Cripps registered her first Olympic A qualifier in the 200m with a personal best of 23.13s at a pre-trials meet in Nudgee, QLD. Selected to represent Australia at the 2000 Olympics Sharon was part of the ill-fated 4x100m relay team that dropped the baton in their heat. Enjoyed her best domestic season in the summer of 2001, when she won silver in the 100m and 200m at the Nationals and lowered her 200m to a best of 23.04. In May she made her international debut in individual events, when she placed fourth and third respectively in the 100m and 200m at the East Asian Games. (Dec 2001).

ANDREW CURREY

Date of Birth: 7 February 1971
Occupation: Fitness Consultant
Height: 184 cm
Weight: 103 kg
State: NSW
Coach: Rudolf Sopko
Previous Coach: Peter Lawler
Scholarship: NSWIS
Club: I.B.S.
Place of Birth / Residence: Narrabri NSW/Wollongong, NSW
Marital Status: Married
Gender: Male



AUSTRALIAN CHAMPIONSHIPS:

Javelin: '91 - 8th, '92 - 6th, '93, '94, '95, '96 - 1st, '98, '99, '00 - 1st, '00 (OGT) - 3rd, '01 - 2nd

INTERNATIONAL CHAMPIONSHIPS:

Commonwealth Games: '94 - Javelin - 6th, '98 - 5th
 Olympic Games: '96 - Javelin - DNQ, '00 - Javelin - DNQ
 World Championships: '93 - Javelin - DNQ, '95 - DNQ, '99 - DNQ
 World Junior Championships: '90 - Javelin - DNQ

PROGRESSION:

Javelin Throw	1990	71.24m
	1991	72.20m
	1992	75.34m
	1993	80.48m
	1994	80.84m
	1995	81.54m
	1996	84.92m
	1997	83.90m
	1998	85.75m
	1999	83.88m
	2000	85.28m
	2001	86.67m

EVENTS / PBS:

Javelin Throw	2001	86.67
---------------	------	-------

RECORD(S):

Australian Open Javelin record - 86.67m.

Interesting Facts:

Andrew's nicknames are "Andy" and "Cuz". When he's not training or competing Andrew enjoys getting out on the water to do some deep sea fishing, river fishing, water skiing or playing golf and tennis. Married to Louise Currey, Atlanta silver medallist in the javelin.

Media Comment:

Andrew started his international career at the World Juniors in 1990, going on to compete at two Olympics, three World Championships and two Commonwealth Games. Andrew has won seven titles and raised the Australian record on nine occasions between 1993 and 2001. He has raised the record in January on eight of the nine occasions. He was Australia's first 80m thrower and in total has added over seven metres to the record.

RACHAEL DACY

Date of Birth: 10 November 1976
Occupation: Student/Event Manager
Height: 170cm
Weight: 62kg
State: VIC
Coach: Mark Stewart
Previous Coach: Julian Shuravetsky
Club: Box Hill
Place of Birth / Residence: Melbourne
Marital Status: Single
Gender: Female



AUSTRALIAN CHAMPIONSHIPS:

Pole Vault '96 - 8th, '97 - 6th, '98 - 3rd, '98 (CGT) - 1st, '99 - 2nd, '00- 5th, '00 (OT) 3rd, '01 - 2nd

INTERNATIONAL CHAMPIONSHIPS:

Commonwealth Games: '98 - Pole Vault 5th (4.00)

World Uni Championships: '99 - Pole Vault 8th (4.00), '01- Pole Vault 6th (4.10)

East Asian Games: '01 - Pole Vault 5th (3.90)

PROGRESSION:

Pole Vault	1995/96	3.30
	1996/97	3.85
	1997/98	4.05
	1998/99	4.15
	2000	4.20
	2001	4.20

EVENTS / PBS:

Pole Vault	2000	4.20
------------	------	------

Interesting Facts:

Nicknamed Sugar, Rachael enjoys painting and trampolining when she is not training or studying. Underwent an ankle re-construction in 1997 and suffered a ruptured appendix in February 2000. As a junior she was a member of the Victorian Gymnastics Team. Her father, Peter, manages bands such as Taxi Ride and is the lead guitarist of Captain Spalding. Coached by leading Australian vault coach Mark Stewart, who discovered and developed Emma George.

Media Comment:

A budding pole vault talent from Melbourne, Rachael finished with a fifth placing at the '98 Commonwealth Games behind co-world record holder Emma George. In 1999 she placed 8th in the World University Games. Set a new personal best of 4.20m in Melbourne in January 2000, placing her sixth on the yearly Commonwealth list. Recently equalled her PB of 4.20m in a pre-departure competition to achieve the 2002 Commonwealth Games 'A' qualifying standard. Ranked equal No 4 in Australian history. Rachael placed 6th at the World University Games, her fourth top-8 finish in a major championship. (Dec 2001)

TROY DAVIES

Date of Birth: 23 October 1979

Occupation: Athlete

Height: 179 cm

Weight: 78kg

State: NSW

Coach: Ian Hatfield

Scholarship: NSWIS

Club: Illawarra Blue Stars

Place of Birth / Residence: Albion Park

Gender: Male

AUSTRALIAN CHAMPIONSHIPS:

100 metres: '98 - 1st (U20), '01 - 7th

INTERNATIONAL CHAMPIONSHIPS:

World Junior Championships: '98 - 100m - 5th qf, 4x100 - 5th

PROGRESSION:

100m	1997/98	10.69
	1998/99	10.61
	1999	10.74
	2000	10.76
	2001	10.42

EVENTS / PBS:

100m	2001	10.42
------	------	-------

Interesting Facts:

His goals are to run under 10.30 (short term) and then a sub-10 and make an Olympic final (long term). Troy is keen to start a personal training business.

Media Comment:

Proved to be a real find during the 1998 domestic season, winning the national junior 100m title on just five months training. A few months later at the World Juniors he ran a personal best of 10.61 and helped the relay to fifth place. Suffered a major hamstring injury in January 1999 at the NSW 'skins' meet. Ran strongly throughout the summer of 2001, starting with a win in the NSW Open Championship. The next week he pushed Shirvington in the Telstra Athletics Grand Prix in Canberra, then clocked a personal best of 10.42 in Perth. Selected in the team for the East Asian Games - his senior international debut - but was forced to withdraw from the team just prior to departure with a calf injury sustained at training. (Dec 2001)

ROD DE HIGHDEN

Date of Birth: 15 January 1969
Occupation: Product Specialist
Height: 178cm
Weight: 60kg
State: VIC
Coach: Chris Wardlaw
Previous Coaches: Norm Osborne, Tom Kelly, John Hirst
Scholarship: Victorian Institute of Sport
Club: Doncaster
Place of Birth / Residence: Kew East, Melbourne VIC / Melbourne VIC
Marital Status: Married
Gender: Male



AUSTRALIAN CHAMPIONSHIPS:

10000 metres: '92 - 3rd, '93 - 2nd, '94 - 10th, '95 - 9th; '96 - 3rd, '97 - 3rd, '99 - 2nd
 Marathon: '94 - 2nd, '95 - 1st, '99 - 2nd, '00 - 1st

INTERNATIONAL CHAMPIONSHIPS:

Olympic Games: '96 - Marathon - 23rd, '00 - 28th
 World Championships: '97 - Marathon - 69th, '01 -
 Marathon 36th (2:27.42)
 World Cross Country: '91 - 95th, '92 - 126th, '93 - 49th, '94 - 152nd, '97 - 120th
 World Junior Cross Country: '88 - 20th

PROGRESSION:

10000m	1992	29:02.79
	1993	29:20.54
	1994	29:25.72
	1995	28:38.52
5000m	1991	13:47
	1992	13:54.55
	1993	13:40.04
	1994	13:56.5
	1995	13:46.62
Marathon	1995	2:13:58
	1996	2:14:26
	1999	2:13:53
	2000	2:16:36
	2001	2:26:33

EVENTS / PBS:

10000m	1995	28:38.52
Marathon	1999	2:13:53

Interesting Facts:


Rod's nickname is "Rowdy". When not in training he enjoys keeping an eye on horse racing and playing cards with friends. In '97 he suffered a stress fracture in his foot and severe dehydration at the World Championships. He has one pet dog, named Bosley (cockerspaniel poodle).

Media Comment:

Rod won his first marathon at the Australian Marathon Championships in 1995 before braving difficult conditions to finish 23rd at the Atlanta Olympics. The conditions took their toll on Rod at the 1997 World Championships in Athens. He finished 69th, over an hour outside his personal best and had to be placed on a drip. Back to his best form with an Olympic A Qualifier in December 1999 when he placed fifth in the Fukuoka Marathon. In April 2000 he won Sydney's Host City Marathon which also doubled as the Olympic trials. Second Australian to finish the Sydney Olympic Marathon placing 28th overall in 2:28.04. Rod continued his international campaign with a 36th placing in the marathon at the 2001 World Championships (Dec 2001).

NATHAN DEAKES

Date of Birth: 17 August 1977
Occupation: Athlete / Sports Administrator
Height: 183cm
Weight: 66kg
State: VIC
Coach: Ron Weigel
Previous Coach: Yvonne Melene
Scholarship: Australian Institute of Sport
Club: Bellarine
Place of Birth / Residence: Geelong VIC/Canberra
Gender: Male



AUSTRALIAN CHAMPIONSHIPS:

3km Walk '95 - 3rd
 5km Walk '96 - 2nd
 20km Walk '96 - 1st (U20), '98 - DQ, '99 - DQ, '00 - 1st, '01 - 1st
 50km Walk '99 - =1st

INTERNATIONAL CHAMPIONSHIPS:

Commonwealth Games: '98 - 20km Walk - 3rd
 Olympic Games: '00 - 50km Walk - 6th, 20km Walk - 8th
 World Championships: '99 - 20km Walk - 7th, '01 - 20km walk 4th, 50km disq
 World Junior Championships: '96 - 10km Walk - 3rd
 World University Games: '97 - 20km Walk - 5th
 World Walking Cup: '97 - 20km Walk - 53rd, '99 - DQ
 Goodwill Games: '01 - 20km walk 1st

PROGRESSION:

10000m Walk	1994	48:56.3
	1995	44:52.9
	1996	41:11.4
	1999	38:53
	2001	38:09.7
20km Road Walk	1996	1:26:27
	1997	1:23:58
	1998	1:23:25
	1999	1:20:15
	2000	1:21:03
	2001	1:18:14
50km Road Walk	1999	3:52:53
	2000	3:47:29
	2001	3:43:43

EVENTS / PBS:

10000m Walk	2001	38:09.7
20km Road Walk	2001	1:18:14
50km Road Walk	2001	3:43:43

RECORD(S):

Australian U20 Record - 20km Road Walk - 1:26.27
 Australian & Commonwealth Record - 20km Road Walk - 1:18.14
 Oceania & Commonwealth Record- 20km Track Walk- 1:19:48.1

Interesting Facts:

Known around the track as "Deakesy", Nathan's superstition is to wear coach, Ron Weigel's, head band in competition. Coach Weigel, who competed for East Germany was one of the greatest walkers ever, with three of the seven fastest 50km Walks of all time, former world champion and a three time Olympic medallist (1988 and 1992). As a junior Nathan played football in the U18 VSFL with the Geelong Falcons and enjoys watching AFL games in his spare time. His father is a former national champion in Ten Pin Bowling. He was the 1999 recipient of the AIS Vocation Award for exceptional performance in athletics and academic studies.

Media Comment:

At the age of just 24, Nathan has already compiled one of the most impressive international records, with six top-8 placings at the Olympics, World Championships, World Unis, World Juniors and Commonwealth Games. Nathan opened his international career sensationally when he won a bronze at the 1996 World Juniors before he had won an Australian U20 title. Just days after his 20th birthday, Nathan placed fifth at the World University Games (Sicily), then in 1998 he claimed his first senior international medal with a bronze at the Commonwealth Games (KL). In May 1999 competing at the World Walking Cup in France, Nathan was disqualified just 200 metres from the finish, while in 10th place. In 40 degree heat Nathan placed an outstanding seventh at the 1999 World Championships (Seville). In December 1999 Nathan competed in his 50km debut at the Olympic trials in Melbourne, placing equal first with Dion Russell. Although injury affected him during 2000 he performed superbly at the Sydney Olympics placing eighth in the 20km walk and seven days later sixth in the 50km walk. In April 2001, he contested his third 50km walk, winning the Naumburg race in a four minute personal best of 3:43.43. The next week while competing in Mexico and suffering from diarrhoea, he withdrew at the 37km mark from his fourth ever 50km race. Competing in Poland in June 2001 he walked 38:09.7 in a 10km road event, faster than the world record on the track. On June 16 in Dublin, he smashed the Australian and Commonwealth record for 20km Walk, clocking an amazing 1:18.14. Nathan started his World Championships campaign well with a close fourth in the 20km Walk, behind a Russian trifecta. Going into the 50km event, Nathan ranked No 1 in the world, was confident he could improve on his 20km placing, but was unfortunately disqualified. On September 4, at the Goodwill Games in Brisbane, Nathan defeated Olympic 20 & 50km Walk champion, Robert Korzeniowski and three Russian walkers who defeated Nathan at the World Championships, taking the title in a new Australian and Commonwealth record time of 1:19.48.1. Nathan was Track and Field News merit ranked No 4 in 2001 for the 20km Walk. (Dec 2001)

MARTIN DENT

Date of Birth: 8 February 1979

Occupation: Student / Athlete

Height: 180 cm

Weight: 68kg

State: NSW

Coach: Dick Telford

Previous Coach: David Rundle

Scholarship: AIS

Club: Bankstown Athletic Club

Place of Birth / Residence: Woking, UK/Canberra

Marital Status: Single

Gender: Male

AUSTRALIAN CHAMPIONSHIPS:

5000 metres: '98 - 1st (U20)

Cross Country: '97 - 2nd (U/20), '98 - 1st (U20)

3000m Steeple: '95 - 1st (U20), '96 - 1st (U20), '97 - 2nd (Open), '98 - 1st (U20), '99 - 1st (Open), '00 - 3rd, '00 (OT) - 4th

INTERNATIONAL CHAMPIONSHIPS:

World Cross Country: '99 - 12km - 94th

World Junior Championships: '96 - 3000m St - 25th, '98 - 11th

World Junior Cross Country: '96 - 8km - 75th, '97 - 8.5km - 96th

World University Champs: '99 - 3000m St - DNQ

PROGRESSION:

3000m Steeple	1995	9:26.79
	1996	9:00.67
	1997	8:59.46
	1998	8:51.48
	1999	8:31.55
	2000	8:30.22
	2001	8:36.33

EVENTS / PBS:

3000m Steeple	2000	8:30.22
5000m	1998	14:09.69

RECORD(S):

Australian U16 Record - 2000m Steeplechase - 5:59.36

Interesting Facts:

His nickname is "Marty" and he has two pet budgies "Billy" and "Tiger". Martin will be trying to avoid the incident at the '97 Aust. Champs where he was forced to withdraw from the Steeplechase after he missed the last water jump.

Media Comment:

Martin has compiled an excellent junior career in distance running. Under the guidance of Newcastle-based coach, David Rundle, Martin improved alongside training partners Wayne Bristow and Clinton Mackevicius. Over the next few years he won three Australian junior steeplechase titles, competed at two-World Junior Championships and two World Junior Cross Country champs. Made his senior international debut in 1999 when he competed at the World University Games and senior World Cross Country Championships. (Dec 2001)

PAUL DI BELLA

Date of Birth: 12 February 1977

Occupation: Student / Athlete

Height: 178cm

Weight: 69kg

State: QLD

Coach: Cliff Mallett

Previous Coach: George Day

Club: University of Queensland

Place of Birth / Residence: Ingham, North Queensland / Indooroopilly QLD

Marital Status: Single

Gender: Male



AUSTRALIAN CHAMPIONSHIPS:

100 metres: '95 - (U20) 7th, '96 - (U20) 4th, '97 - semi, '98 - 7th, '99 - semi, '00 - semi, '00 (OGT) - 3rd

200 metres: '97 - 4th, '00 (OGT) heat, '01 - 2nd

INTERNATIONAL CHAMPIONSHIPS:

Olympic Games: '00 - 100m - heat, 4x100m - DQ (semi)

World Championships: '97 - 4x100m - DNC, '99 - 4x100m DQ (heats), '01-4x100m 4th

World Junior Championships: '96 - 4x100m - 3rd

World University Games: '97 - 4x100m - heat

PROGRESSION:

100m	1995	10.79
	1996	10.75
	1996	10.56
	1997	10.48
	1998	10.34
	2000	10.26
200m	2001	10.26
	1997	20.86
	1998	21.05
	1999	20.94
	2001	20.66

EVENTS / PBS:

100m	2000	10.26
200m	2001	20.66

RECORD(S):

Australian U20 record - 4x100m - 39.62

Interesting Facts:

Currently Paul is successfully combining the development of his own e-commerce business and training. As a junior he represented QLD in the '94 Schoolboys Rugby League side. His nickname is "PDB" and he enjoys playing his guitar in his spare time.

Media Comment:

The 1996 World Junior 4x100m bronze medallist has cemented his name on the Australian sprinting scene. Part of the strong Brisbane-based Cliff Mallett squad, Paul has made a name for himself as an excellent relay runner with exceptional flying speed. Having set a 100m PB of 10.32secs in March 2000, Paul contested the 100m and was a member of the 4 x 100m relay at the 2000 Olympics. An excellent third in the National titles 100m earned Paul a relay place in the Australian team for the 2001 World Championships, where the 4x100m relay team performed above expectations to finish a magnificent fourth in the final in Edmonton (Dec 2001)

KARYNE DI MARCO

Date of Birth: 14 March 1978
Occupation: Office Manager / Athlete
Height: 168cm
Weight: 78kg
State: NSW
Coach: Lawrie Barclay
Previous Coach: Dave Puller
Club: Saucony Sutherland
Place of Birth / Residence: Whyalla SA / Sydney NSW
Marital Status: Married
Gender: Female



AUSTRALIAN CHAMPIONSHIPS:

Hammer: '96 - 2nd (U20), 5th (Open), '97 - 1st (U20), 3rd (Open), '98 - 3rd, '98(CGT) - 2nd,
 '99 - 2nd, '00 - 2nd, '00(OGT) - 1st, '01 - 2nd

INTERNATIONAL CHAMPIONSHIPS:

Commonwealth Games: '98 - Hammer - 4th
 Olympic Games: '00 - Hammer - qualification round
 World University Games: '99 - Hammer - 8th
 World Championships: '01 qualification round (59:80)
 IAAF Grand Prix Final: '01 7th (60.42)

PROGRESSION:

Hammer Throw	1993	43.00m
	1994	47.00m
	1995	51.98m
	1996	54.76m
	1997	57.96m
	1998	63.33m
	1999	63.43m
	2000	65.38m
	2001	64.81m

EVENTS / PBS:

Hammer Throw	2000	65.38m
--------------	------	--------

Interesting Facts:


Married on 11th November 2000 to Giuseppe followed by a honeymoon to Hawaii, Karyne enjoys movies and following Penrith in the National Rugby League.

Media Comment:

While still at school, Karyne relocated from Newcastle to Sydney to be coached by Lawrie Barclay. Karyne is one of the leading Australian hammer throwers to have been developed by the NSWIS Greystanes Throwers Centre. Under coaches Lawrie Barclay and Ernie Shankleton they have also produced Bronwyn Eagles, Debbie Sosimenko and Brenda MacNaughton. In her international debut, Karyne just missed a medal with a fourth placing in the 1998 Commonwealth Games. After winning the Olympic trials she and Bronwyn Eagles were given until the 10th of September 2000 to throw beyond 65m to gain selection in the 2000 Olympic team. Showed she was on track throwing a personal best of 64.35m at an Olympics warm up meet in Nudgee, Qld, but then confirmed her selection in the Australian Olympic team with a throw of 65.38m at a second Olympic warm up meet in Nudgee on 6th September 2000. At her first Olympics Karyne did not make it past the qualifying round to the final. In 2001, Karyne travelled widely throughout the world contesting the women's hammer throw on the Grand Prix Circuit. After throwing close to her personal best in a warm-up meet in Calgary, Karyne missed qualifying for the World Championship final. On her return to Australia, Karyne placed eighth at the Goodwill Games and seventh in the IAAF Grand Prix Final. (Dec 2001)

KATERINA DRESSLER

Date of Birth: 21 September 1981
Occupation: Student - Nursing 2nd Year / Athlete
Height: 175cm
Weight: 58kg
State: VIC
Coach: Peter Fortune
Previous Coach: Joy Bradbury
Scholarship: VIC
Club: Doncaster
Place of Birth / Residence: Melbourne / Melbourne
Marital Status: Single
Gender: Female



AUSTRALIAN CHAMPIONSHIPS:

100 metres: '96 - 1st (U16)
 200 metres: '96 - 2nd (U16), '99 - 3rd (U18), '00 (OT) - 6th B, '01 - 4th
 400 metres: '96 - 2nd (U16), '97 - 1st (U18), '99 - 2nd (U18), '00 - 2nd (U20), '00 (OT) - 4th B, '01 - 2nd

INTERNATIONAL CHAMPIONSHIPS:

Aus V NZ Trans Tasman: '01 - 3rd (24.50) [-3.4]
 World Junior Championships: '00 - 400m Semi, 4x400 7th
 East Asian Games '01 - 400m 5th (54.02)

PROGRESSION:

200m	1996	24.69
	1999	23.99
	2000	24.48
	2001	23.66
	1996	55.13
400m	1999	54.12
	2000	54.35
	2001	53.11

EVENTS / PBS:

100m	2001	11.98
200m	2001	23.66
400m	2001	53.11

Interesting Facts:

Katerina's nickname is Kat and hobbies include playing basketball, travelling and spending time at the beach.

Media Comment:

Katerina has been a leading junior Australian sprinter during the '90s. Competing at her first Nationals in 1996 at the age of 14 where she won the 100m and came second in the 200m, 400m with impressive pbs of 12.27, 24.69 and 55.13. Although selected in the augmented team for the 1996 World Juniors Championships to be held in Sydney, due to her age (14) she declined selection. An injury in late 1997 wrote off the entire season and any hope of selection in the 1998 World Junior team. Katerina bounced back with a tremendous season in 1999, slashing her bests to 23.99 and 54.12. Another excellent season in 2000, as she secured selection in the team for the World Juniors, where she made the semi-finals of the 400m and ran on the 4x400m relay which placed seventh in the final. Although still in her teens, she enjoyed a brilliant 2001 Grand Prix season where she was the first Australian in three meets and second in another two. At the Telstra Nationals Kat was second in the 400m and fourth in the 200m. In her senior international debut, she placed fifth in the 400m at the East Asian Games. Unfortunately Katerina had to withdraw from the World University Games team with an injured achilles (Dec 2001)

TIMOTHY DRIESEN

Date of Birth: 27 March 1984
Occupation: Student
Height: 193cm
Weight: 97kg
State: VIC
Coach: Steven Driesen (father)
Previous Coach: Hans Lotz
Club: South Bendigo Centre
Place of Birth / Residence: Bendigo/Bendigo
Gender: Male



AUSTRALIAN CHAMPIONSHIPS:

Shot Put: All Schools - '99 - 2nd (U16), '00 - 3rd (U18)
 Discus: All Schools - '98 - 1st (U18) 1.5kg, '99 - 1st (U16), '99 - 3rd (U18), '00 - 1st (U18), '00 - 2nd (U20),
 Hammer: All Schools - '98 - 2nd (U18) 5kg, '99 - 1st (U16), '99 - 2nd (U18), - 2nd (U20), '00 - 1st (U18), '00 - 3rd (U20)
 Javelin: '99 - 2nd (U16)

INTERNATIONAL CHAMPIONSHIPS:

World Youth Championships: '99 - Discus - qual round
 Hammer - qual round; '01 - Discus 7th, Hammer qualification round

PROGRESSION: Youth Games: '00 - Discus - 1st, Hammer - 3rd

Discus Throw	1997	59.07 (1kg)
	1998	70.10 (1kg)
	1998	56.20 (1.5kg)
	1999	43.86 (2kg)
	1999	75.33 (1kg)
	1999	56.20 (1.5kg)
	2000	49.57 (2kg)
	2000	53.09 (1.75kg)
	2000	58.89 (1.5kg)
	2001	52.37 (2kg)
	2001	63.69 (1.5kg)
	2001	55.41 (1.75kg)
Hammer Throw	1999	49.25 (7.2kg)
	2000	60.37 (6kg)
	2000	66.71 (5kg)
	2000	56.57 (7.2kg)
	2001	74.42 (5kg)
	2001	58.05 (7.2kg)
	2001	66.30 (6kg)

EVENTS / PBS:

Discus Throw	2000	55.41
	2001	52.37
	2001	63.69
Hammer Throw	2000	74.42
	2001	58.05
	2001	66.30
Javelin Throw	2001	56.54
Shot Put	2001	17.02

RECORD(S):

Australian Under 16 record - Discus Throw - 75.33m (1kg) (1999)
 Australian Under 16 record - Hammer Throw - 72.85m (4kg) (2000)
 Australian Under 16 record - Shot Put - 19.22m (4kg) (1999)
 Australian Under 18 record - Hammer Throw - 66.71m (5kg) (2000)

Interesting Facts:


Although Tim is primarily a hammer and discus thrower, he has won national medals in shot and javelin. Tim was a flag bearer at the 2001 Sydney Youth Olympic Festival and was a junior official at the Sydney Olympics.

Media Comment:

A towering 1.93 metres tall 16-year-old, Tim Driesen improved dramatically during the 1998/99 season, earning him a place on the Australian team for the inaugural World Youth Championships. At the championships, Tim threw 63.82m in the qualifying round of the hammer, missing the final by two metres. In the discus, he easily qualified for the final on his last throw, with a big throw of 55.48m. He placed a below par 11th in the final. At the 1999 Australian All Schools Championships, Driesen won five medals, and set two Australian records in the under-16 hammer and discus. His discus performance (75.33m) earned him the Steve Moneghetti medal for the outstanding performance of the meet. Tim won his first international title, when he claimed gold in the discus at the 2000 Commonwealth Youth Games in Edinburgh. At the 2000 Australian All Schools Tim was again in top form winning four gold medals. Tim was the star at the inaugural Sydney Youth Olympic Festival where he won the discus by nine metres and the hammer by 11 metres. At the trials for the World Youth Championships, Tim easily took his usual hammer/discus double and was named male athlete of the meet. In tremendous shape just prior to leaving for the World Youth Championships, Tim unfortunately became ill with a heavy flu which severely restricted his performances. In the discus Tim threw 57.51m for seventh place, his personal best would have won the silver medal. In the hammer throw, Tim threw five metres below his best to miss a place in the final. After the championships, Tim had wrist surgery to repair a long-term problem. Tim was back in competition in December, winning three gold medals at the Australian All Schools Championships. (Dec 2001)

JASON DUDLEY

Date of Birth: 10 November 1984
Occupation: Student
Height: 189cm
Weight: 75kg
State: QLD
Coach: Eric Brown
Previous Coaches: Lesley Dudley, Frank Knight
Club: Deception Bay
Place of Birth / Residence: Brisbane/Caboolture, Brisbane
Gender: Male



AUSTRALIAN CHAMPIONSHIPS:

Decathlon: '00 (U20) 1st, '01 (U18) 1st, '01 (U20) 1st, '01 (U20 AAS) 1st

INTERNATIONAL CHAMPIONSHIPS:

World Youth Championships: '01 - Octathlon 3rd

PROGRESSION:

Decathlon	2000	6302 pts (U20)
	2000	6481 pts (U18)
	2000	6074 pts (U18)
	2001	7137 pts (U18)
	2001	7000 pts (U20)

EVENTS / PBS:

Decathlon	2001	7000
	2001	7137

RECORD(S):

Australian Record - Under 18 Decathlon
 Australian Record - Under 20 Decathlon

Interesting Facts:


Jason originally started doing athletics to keep fit in the football off-season. His career highlights have been breaking two Australian decathlon records and his selection in the World Junior team.

Media Comment:

As an under-10 athlete, Jason joined Little Athletics and played Rugby League. But by about 13, he had decided to concentrate on athletics. Jason had always been a good all rounder, representing Queensland in the Australian Little Athletics U15 multi-event. At the 1999 Australian All Schools he contested all four throws. Jason placed 4th in the Hammer, 9th in the Javelin, 16th in the Shot and a brilliant 2nd in the discus. But Jason's true interest was the Combined Events and on July 1st 2000, he contested his first decathlon at an Olympic warm-up meet. Less than 12 months later his fourth and fifth decathlons broke the Australian U18 and U20 records. His strength in the throws ensured he was selected in the shot put for the Sydney Youth Olympic Festival in January 2001. In July an inform Jason placed a superb third in the Octathlon at the World Youth Championships in Debrecen. (Dec 2001)

PATRICK DWYER

Date of Birth: 3 November 1977
Occupation: Student / Athlete
Height: 186cm
Weight: 80kg
State: NSW
Coach: Michael Khmel
Previous Coach: Nancy Atterton
Club: University of New South Wales
Place of Birth / Residence: Wagga NSW / Sydney
Marital Status: Single
Gender: Male



AUSTRALIAN CHAMPIONSHIPS:

400 metres: '97 - 5th, '98 - 2nd, '98(CGT) - 1st, '00 - 1st, '00(OGT) - 3rd, '01 - heat

INTERNATIONAL CHAMPIONSHIPS:

Commonwealth Games: '98 - 400m - semi, 4x400m - 5th,

Olympic Games: '00 - 400m - semi, 4x400m - 8th,

World Championships: '99 - 4x400m - heat

World Cup: '98 - 400m - 7th

World University Games: '97 - 4x400m - 6th

PROGRESSION:

200m	1994	22.50
	1995	22.07
	1996	21.30
	1997	20.60
	2000	20.73
400m	1995	48.03
	1996	47.40
	1997	45.80
	1998	45.67
	1999	45.93
	2000	44.73
	2001	45.81

Interesting Facts:


Patrick has been the winner of three consecutive prestigious Ben Lexcen Scholarships at the University of NSW. When not training or studying he enjoys waterskiing, golf, tennis, squash and keeping an eye on the stockmarket. His superstition for competition is wearing his favourite pair of socks.

Media Comment:

The Wagga Wagga born athlete boarded at Sydney's St Josephs College, where he was a valuable member of the school's athletics team. At a GPS carnival he won the sprint treble, which included a World Junior 400m qualifier of 48.03sec. He left the sport after completing the HSC in late 1995, but his interest was rekindled at the 1996 Australian University Games and soon after he joined the Michael Khmel squad. After just six months training he had clocked bests of 21.51/46.39, but before the year (1997) was finished he would run an amazing series of times including: 200m 20.60, 20.78; 400m 45.80, 45.9, 46.30, 44.7(relay split). Injury kept him out of the 1998 Grand Prix series. However, he was selected for the 1998 Commonwealth Games, where he progressed to the semi. Injuries over these years included stress fractures of the back, glandular fever and hamstring injuries. Dominated the 2000 Grand Prix Series over 400m where he was unbeaten and then went to South Africa where he twice ran under 45 seconds including a personal best of 44.73 seconds ranking him the third fastest Australian over 400m of all-time. At the Sydney Olympics, Patrick placed seventh in his 400m semi-final and was a member of the 4x400m relay, which made the final. After a solid start to the 2001 domestic season, Patrick suffered a hamstring injury which restricted his races at Nationals where he did not make the final. He attempted to qualify for the World Championships team with races in Europe but unfortunately missed the standard required. (Dec 2001).

BRONWYN EAGLES

Date of Birth: 23 August 1980
Occupation: Student
Height: 178cm
State: NSW
Coach: Ernie Shankleton
Club: Campbelltown Collegians
Place of Birth / Residence: Camden NSW / Campbelltown NSW
Marital Status: Single
Gender: Female



AUSTRALIAN CHAMPIONSHIPS:

Hammer: '95- 4th (U18), - 1st (U16), '96 - 1st (U18), '97- 3rd (U20), - 7th (Open), - 1st (U18),
 '98 - 2nd (U20), - 1st (U18), '99 - 1st (U20), - 3rd (Opens), '00 - 3rd (1st Aust), '01 - 1st

INTERNATIONAL CHAMPIONSHIPS:

East Asian Games: '00 - Hammer - 1st
 World Junior Championships: '98 - Hammer - 8th
 World Championships: '01 - Hammer - 3rd

PROGRESSION:

Hammer Throw	1995	45.12m
	1996	53.08m
	1997	53.62m
	1998	56.51m
	1999	62.02m
	2000	66.55m
	2001	70.19m

EVENTS / PBS:

Hammer Throw	2001	70.19m
--------------	------	--------

RECORD(S):

Holds the Australian Hammer Throw records- U18, U20 and Open. Commonwealth Record holder.

Interesting Facts:


Trains at the NSWIS Throws' Centre at Greystanes, where four of five best hammer throwers in Australian history have trained for their entire careers under coaches Ernie Shackleton and Lawrie Barclay. Bronwyn holds every Australian hammer throw record from under-16 to open. Was named the Telstra Female Athlete of the Year for 2001.

Media Comment:

Bronwyn started her international career at the World Juniors in 1998, where she was a finalist. At the 2000 Olympic Trials she placed third, just 5cm behind Debbie Sosimenko who would eventually place fifth at the Olympics. In the absence of Sosimenko, Bronwyn compiled a superb season on the Telstra Athletics Grand Prix series during 2001, where she twice raised the Commonwealth record. Her best performance in the Telstra Athletics Grand Prix in Hobart would have placed her fourth in the Sydney Olympics. Bronwyn went on throughout 2001 to entrench her name on the international scene with a gold medal at the East Asian Games and a sensational bronze medal at the World Championships - a remarkable achievement for a 20-year-old at her first major international event. She capped off her year with a second placing at the prestigious IAAF Grand Prix Final in Melbourne. (Dec 2001)

STEPHEN EATON OAM

Date of Birth: 15 September 1975
Occupation: Biomechanics Video Editor
Height: 178cm
Weight: 107kg
State: QLD
Coach: Brett Jones
Previous Coach: Chris Nunn
Scholarship: QAS
Club: Sporting Wheelies & Disabled, QLD
Place of Birth / Residence: Toowoomba QLD / Beenleigh QLD
Marital Status: Single
Gender: Male



INTERNATIONAL CHAMPIONSHIPS:

Paralympics: '00 - Discus 1st
IPC World Championships: '98 - Discus 2nd, Shot Put 4th
CP-ISRA World Championships: '01 - Discus 2nd, Shot Put 3rd

EVENTS / PBS:

Discus Throw	2000	35.10m
Shot Put	2000	9.89m

RECORD(S):

World & Australian Record: Discus
Australian Record: 100m, 200m, 400m, 800m and 1500m.

Interesting Facts:

"Make sure you are giving your best which will make you do the best" is a favourite line for Stephen. He won the 1999 Eric Russell Award for Male Athlete of the Meet at the Queensland State Games. The 1991 Queensland Sporting Wheelies Most Improved Junior Athlete of the Year and he was an Ambassador for the 2001 National Junior Disabled Games in Brisbane.

Media Comment:

DISABILITY CLASSIFICATION: F34/T34 Cerebral Palsy (Wheelchair racers or seated throwers with: moderate to severe problems in lower limbs & minimal control problems in upper limbs and trunk)
Stephen won the 1999 Athletics Australia National Championships silver medal in the men's discus throw with an Australian Record, after winning a silver medal at the 1998 IPC Athletics World Championships in Birmingham also in the men's discus throw. At the 2000, Paralympics Stephen stepped up one place on the dais by winning the gold medal in the discus and breaking the world record in the process.

DEBBIE EDWARDS

Date of Birth: 25 September 1978
Occupation: Athlete
Height: 171 cm
Weight: 61 kg
State: NSW
Coach: Fira Dvoskina / Steve Endean
Previous Coach: David Misson
Scholarship: NSWIS
Club: Campbelltown Collegians
Place of Birth / Residence: Bankstown Sydney / Campbelltown NSW
Gender: Female



AUSTRALIAN CHAMPIONSHIPS:

100m Hurdles: '97 - 3rd (U20), '98 - 1st, '99 - 3rd (Aust), '00 - 2nd

INTERNATIONAL CHAMPIONSHIPS:

Commonwealth Games: '98 - 100m Hur - 7th
 Olympic Games: '00 - 100m Hur - heat
 World Cup: '98 - 100m Hur - 6th

PROGRESSION:

100m Hurdles	1994	14.54
	1995	14.28
	1996	14.24
	1997	14.39
	1998	13.31
	2000	13.20
	2001	13.32

EVENTS / PBS:

100m Hurdles	2000	13.20
--------------	------	-------

Interesting Facts:

Commonly known as "Deb", she has a pet dog called "Buffy" (cross cattle dog & corgi). Debbi was awarded the '99 Campbelltown Athlete of the Year Award.

Media Comment:

Emerging sprint hurdler who made a great improvement in '98 to top the national rankings and make the final of the '98 Commonwealth Games. Taking victory and setting a new personal best at the Telstra Olympic Trials provided Debbi with selection in the Australian team to contest the 100m Hurdles at the 2000 Olympics. At the last of a series of Olympic warm up meets in Queensland Debbi produced a personal best for the 100m Hurdles of 13.20s. Competing in her first Olympics Debbi clocked 13.24 for fifth in her heat. Debbi is the sixth fastest 100m hurdler in Australian history.

MADELYN EHLERS

Date of Birth: 17 February 1966

Occupation: Pensioner

Height: 160cm

Weight: 110kg

State: QLD

Coach: Des Davies

Previous Coach: Lyndall Warry

Club: Thompson Estate Eastern Suburbs

Place of Birth / Residence: Brisbane, QLD / Brisbane, QLD

Marital Status: Single

Gender: Female

INTERNATIONAL CHAMPIONSHIPS:

Paralympics: '00 - Javelin 21.79 6th, Shot Put 8.54 7th

INAS-FID World Championships: '99 - Discus 24.34 5th,
Shot Put 8.66 6th

EVENTS / PBS:

Discus Throw	1998	28.08m
Hammer Throw	1998	19.97m
Javelin Throw	1995	22.06m
Shot Put	1999	10.04m

RECORD(S):

Australian Record: Hammer 19.97m

Media Comment:

DISABILITY CLASSIFICATION: F20 Intellectual Disability

Madelyn competes for the Thompson Estate Athletic Club. She held the Australian Record for the Shot Put in 1999 with a throw of 10.04m set at the New Zealand National Championships. She has held the Australian Record in Hammer since 1996. At the World Championships for athletes with an intellectual disability in 1999 she finished 5th in the discus and 6th in the shot put. At the Sydney 2000 Paralympics, Madelyn finished 6th in the Javelin and 7th in the shot put. (Dec '01)

DON ELGIN

Date of Birth: 19 December 1975
Occupation: Customer Services
Height: 178cm
Weight: 73kg
State: VIC
Coach: Roy Boyd, Cath Woodruff & Mike Edwards
Previous Coach: Peter Negropontis
Scholarship: VIS
Club: Sandringham
Place of Birth / Residence: Tocumwal VIC / Chelsea Heights VIC
Marital Status: Married
Gender: Male



INTERNATIONAL CHAMPIONSHIPS:

Paralympics: '96 - Pentathlon 4th, Discus 13th, Shot Put 14th '00 - Pentathlon 3rd, Shot Put 8th, Long Jump 9th, 200m 9th, 100m 11th, Discus 11, 400m 12th
 IPC World Championships: '94 - 4x100m 1st, High Jump 3rd, Shot 15th '98 - Pentathlon 4th

EVENTS / PBS:

100m	2000	12.22
200m	2000	25.09
400m	2000	59.18
Discus Throw	2000	41.45m
Long Jump	2000	5.69m
Shot Put	2000	12.45m

RECORD(S):

Australian Record: Shot Put, Discus & Pentathlon

Interesting Facts:

During his mid-teens, Don competed seriously in swimming and athletics. His swimming was always possible, as his family owned the Tocumwal Caravan Park and Swimming Centre. Don has recently become a father for the second time and is proud of the fact that he won the bronze medal in the 2000 Paralympics in the toughest event, the Pentathlon with all five events being held on the same day. He occupies his leisure time by spending time with his family, playing golf and trying to make money as a very public speaker. Don is well known in the Paralympic team for raising team morale and admits to collecting shower curtains instead of pins or flags.


Media Comment:

DISABILITY CLASSIFICATION: T44 Amputee (Single below-knee amputee)

At the age of 17, in his international debut, competed at the World Championships in Berlin winning a bronze medal in the high jump and then gold as a member of the 4x100m relay team. At the 1996 Paralympics and 1998 World Championships, Don concentrated on the Pentathlon, placing a gallant fourth on both occasions. In Sydney, on home soil, a medal was definitely the goal for Don, and he didn't disappoint at the 2000 Paralympics, claiming the bronze medal in the Pentathlon. His aim is to continue to improve and become the World and Paralympic Pentathlon champion.

PETER ELVY

Date of Birth: 3 June 1980
Occupation: Student / Athlete
Height: 196cm
Weight: 101kg
State: NSW
Coach: Rudolf Sopko
Previous Coach: Bev Jaye
Scholarship: NSW
Club: UTS North Athletic Club
Place of Birth / Residence: Sydney/ Frenchs Forrest, Sydney
Marital Status: Single
Gender: Male



AUSTRALIAN CHAMPIONSHIPS:

Discus: '97 - 4th, 3rd (U20), '98 - 4th, 3rd (U20), -98 (CGT) - 1st, '99 - 1st, (U20) - 2nd (Open),
 '00 - 4th, '00 (OGT) - 1st, '01 - 3rd

INTERNATIONAL CHAMPIONSHIPS:

World Junior Championships: '98 - Discus 11th
 World University Games: '01 - Discus Qualifying round

PROGRESSION:

Discus Throw	1996	48.96
	1997	55.34
	1998	55.41
	1999	56.21
	2000	60.45
	2001	58.43

EVENTS / PBS:

100m	2001	10.8
Discus Throw	2000	60.45
Javelin Throw	2001	65.14
Long Jump	2001	7.18
Shot Put	2001	15.78

Interesting Facts:

Outside of athletics Peter is an active producer and 'DJ' of techno/house music at numerous nightclubs in Sydney. During the 1996/97 season he broke both hands while pole vaulting and contracted glandular fever in early 1998. He was the recipient of the 1998 NSW Schools' Sports Star of the Year Award. His career highlight was competing against world record holder Jurgen Schult in 2000, although his hero is the great East German discus thrower Wolfgang Schmidt.

Media Comment:

A tremendous all round athlete who contested many multi events during his teens. Gradually he started to concentrate on just the throws and eventually discus became the main event. A major breakthrough occurred in late 1997. The previous season he reached 48.96m, but aged just 17, he threw 55.34 at an interclub competition in Sydney. He finished the season as the No 2 open ranked discus thrower in Australia. He made his international debut in 1998, when he placed 11th in the discus at the World Juniors in Annecy France. He entered the Olympic year with a personal best of 56.21 metres and required a minimum of 62 metres to qualify. Peter made a gallant effort to qualify for the Olympic Games team, nine times throwing beyond his previous best. The week prior to the Olympic trials he hit 60.45 metres, to become only the fifth Australian to throw over 60 metres. He won the trial the following week, but remained just 1.55m short of the standard. He was attempting to become only the fifth Australia male discus thrower to compete at the Olympic Games. In his senior international debut at the World University Games in Beijing in August 2001, Peter was eliminated in the qualifying round of the discus (Dec 2001)

TIM EWEN

Date of Birth: 21 February 1977
Occupation: Athlete
Height: 183 cm
Weight: 77kg
State: SA
Coach: Roy Boyd
Previous Coach: Marius Ghita
Club: Melbourne Track Club
Place of Birth / Residence: Adelaide/Adelaide
Marital Status: Single
Gender: Male

AUSTRALIAN CHAMPIONSHIPS:

110m Hurdles: '96 - 1st (U20), '00 - 1st (Open)

INTERNATIONAL CHAMPIONSHIPS:

World Junior Championships: '96 - 110m H - semi
 World University Games: '99 - 110m H - semi

PROGRESSION:

110m Hurdles	1995	14.41
	1996	14.33
	1997	14.44
	1999	13.94
	2000	13.81
	2001	14.09

EVENTS / PBS:

110m Hurdles	2000	13.81
--------------	------	-------

Interesting Facts:

Tim has a cat called "Kaz" and his preparation for the Olympic Trials included a competition tour to Europe in June. Tim was the Athletics SA 2000 Male Athlete of the Year and was the SASI Most Outstanding Aboriginal Athlete in '96. Tim is also a part-time model.

Media Comment:

The national junior champion in 1996 performed well to progress to the semi-finals at the 1996 World Junior Championships. The next two years Tim was suffering from a back injury, which restricted his activity, then again after an improving 1999 summer, he was again halted with a stress fracture. Enjoyed a tremendous late 1999 and early 2000, where he made the semi-finals at the World University Games, clocked his first sub-14, won the National open title and became the No 7 in Australian history with a time of 13.81. After relocating to Melbourne, Tim has started the 2000/2001 summer in shape with an early season clocking of 14.09. (Dec 2001)

ROD FARR

Date of Birth: 24 October 1967

Occupation: TAFE Lecturer

Height: 196cm

Weight: 100kg

State: SA

Coach: Laurie Salotti

Club: Wheelchair Sports SA

Place of Birth / Residence: Loxton SA / Modbury Heights SA

Marital Status: Single

Gender: Male

EVENTS / PBS:

Discus Throw	2001	12.19m
Javelin Throw	2001	11.72
Shot Put	2001	6.51m

RECORD(S):

Australian Record: F52 - Javelin, Discus and Shot Put

F53 - Javelin and Shot Put

Interesting Facts:

Rod owned his own cabinet making business before becoming the youngest Australian TAFE Lecturer. As a junior, he played football for West Adelaide Football Club as well as being a state representative at junior level. He became involved in athletics through word of mouth. Rod enjoys movies, weights, reading, food and parties, but his biggest dislike is wheelchairs.


Media Comment:

DISABILITY CLASSIFICATION: F52 (Quadriplegia - Shoulder function good, Biceps function good, Tricep function fair-good, Rotate wrists up & out, but not down & in, May have limited finger function, No thumb function)

Rod is new to the sport of track and field but recently made a huge impact at the New South Wales Sports Council for Disabled Seasonal meet, setting New Australian Records in the shot put, discus and javelin. Rod has now achieved qualifying standards for what will be his first International Championships in France July, 2002.

CLAIR FEARNLEY

Date of Birth: 7 May 1975
Occupation: Applications & Maintenance
Height: 161 cm
Weight: 45 kg
State: VIC
Coach: Pam Turney
Scholarship: VIS
Club: Malvern Harriers
Place of Birth / Residence: Halifax, GBR/ Melbourne
Marital Status: Single
Gender: Female



AUSTRALIAN CHAMPIONSHIPS:

3000 metres: '95 - 1st (U20)
 5000 metres: '95 - 8th, '96 - 5th
 10000 metres: '97 - 3rd, '00 - 1st

INTERNATIONAL CHAMPIONSHIPS:

Commonwealth Games: '98 - 10000m - 3rd
 Olympic Games: '00 - 10000m - heat
 World Cross Country: '96 - 77th, '00 - 38th, '99
 World Junior Cross Country: '94 - 105th

PROGRESSION:

10000m	1996	33:15.45
	1997	32:24.17
	1998	33:04.64
	1999	32:18.22
	2000	31:55.65
5000m	1995	16:20.66
	1996	15:40.14
	1997	16:37.20
	1998	15:53.95
	1999	15:36.06
	2000	15:14.26

EVENTS / PBS:

10000m	2000	31:55.65
5000m	2000	15:14.26

Interesting Facts:

A superstition of Clair's before she competes is that she always has homemade tuna pasta. When she is away from the track she enjoys being able to catch up with family and friends.

Media Comment:

1998 Commonwealth Games bronze medallist over 10,000m Clair Fearnley continues to improve over 5000m and 10,000m, and ran under 32 minutes for 10,000m for the first time when she won the Nationals in 2000. At the Sydney Olympic Games she finished fifteenth in her heat of the 10000m. Clair is ranked fourth and sixth in the Australian All Time 5000m and 10000m lists.

KURT FEARNLEY

Date of Birth: 23 March 1981

Occupation: Student

State: NSW

Coach: Andrew Dawes

Scholarship: NSWIS

Club: Wheelchair Sports NSW

Place of Birth / Residence: Carcoar NSW / Lidcombe NSW

Marital Status: Single

Gender: Male

INTERNATIONAL CHAMPIONSHIPS:

Paralympics: '00 - 4x100m 1st, 800m 2nd, 400m semi,

1500m 4th, Marathon 21st

Oz Day 10km: '99 - 1st

Sydney Marathon: '00 - 1st



Interesting Facts:

Kurt is a part time PE student at Sydney Uni. In 2001, Kurt did a tandem parachute jump. Motivated by a friend that is ill with cancer, Kurt is planning to push from Perth to Sydney to raise money for 'Young People with Cancer'. Kurt previously played wheelchair basketball and his goals on a medal at the 2004 Paralympics and to complete his University course. Kurt's hobbies are music, Rugby League, movies, shooting, training and competing.

Media Comment:

DISABILITY CLASSIFICATION T54 Wheelchair (Have normal arms and hand function. Have a range of trunk function from some to normal. May have some leg function)

Kurt started competing in wheelchair races in his teens while at school in Carcoar (Western NSW). After completing his HSC in 1998, he moved to Sydney to train more intensely. Kurt won the Host Sydney Marathon in April 2000, defeating great Mexican athlete Saul Mendoza. Kurt showed an amazing range from sprints to marathon at the 2000 Sydney Paralympics, where he won gold in the 4x100m relay, a silver in the 800m and also contest the 400m, 1500m and marathon.

REBECCA FELDMAN (OAM)

Date of Birth: 8 February 1982

Occupation: Student

Height: 168cm

Weight: 56kg

State: VIC

Coach: Cheryl Lindsay

Scholarship: VIS

Club: Wheelchair Sports Victoria

Place of Birth / Residence: Melbourne VIC/Gruyere VIC

Marital Status: Single

Gender: Female

INTERNATIONAL CHAMPIONSHIPS:

IPC World Championships: '98 - 200m 2nd, 400m 2nd

Paralympics: '00 - 400m 1st, 100m 2nd, 200m 3rd

PROGRESSION:

100m	1996-98	24.18
	1999	19.94
	2000	19.68
200m	1996/97	46.50
	1998/99	37.25
	2000	35.91
400m	1996/97	1:29.00
	1998-00	1:12.73

EVENTS / PBS:

100m	1999	19.68
200m	2000	35.98
400m	1998	1:12.73
800m	1999	2:28.16

RECORD(S):

World & Australian Record: 400m & 800m

Australian Record: 100m & 200m

Interesting Facts:

"Bec" enjoys listening to music, riding horses, swimming, reading and going to the movies. She was the winner of the 1997 Sporting Blue Award, Education Dept and in 1999 she was the Junior Sports Star for Leader Newspapers. After claiming Gold in Sydney, she was awarded an OAM. "Success isn't an isolated incident, it's a frame of mind". Her aims apart from qualifying for the 2002 World Championships are to complete secondary education and attend university.

Media Comment:

DISABILITY CLASSIFICATION: T33 Cerebral Palsy (Wheelchair racers or seated throwers with moderate to severe problems in lower limbs, fair functional strength and moderate control problems in upper limbs) Rebecca seems to excel in anything she does and in recent times has smashed Australian records in the 100m, 200m, 400m and 800m events. At the 1998 IPC Athletics World Championships in Birmingham, UK she was second the 200m and 400m. She broke the World Record in the 400m at the 1999 Australian National Championships in Canberra and representing Australia in '99 Rebecca went on to win gold at the Canadian and American National Championships in the 100m and 400m. She returned to Australia to win at the '99 Summer Down Under Series gold in the 100m, 200m, 400m and 800m. At the 2000 Paralympics, she claimed Gold in the 400m, silver in the 100m and a bronze in the 200m. (Dec '01)

SCOTT FERRIER

Date of Birth: 12 June 1975
Occupation: Athlete / Student
Height: 191 cm
Weight: 88 kg
State: VIC
Coach: Efim Shuravtesky
Scholarship: VIS
Club: Old Melbournians
Place of Birth / Residence: Melbourne / Richmond Melbourne
Marital Status: Married
Gender: Male



AUSTRALIAN CHAMPIONSHIPS:

Decathlon: '94 - 1st (U20), '95 - 3rd, '96 - 2nd, '97 - DNF, '98 - DNF, '99 - 1st, '00 - DNF

INTERNATIONAL CHAMPIONSHIPS:

Commonwealth Games: '98 - Decathlon - 2nd

Olympic Games: '96 - Decathlon - DNF, '00 - Decathlon - DNF

PROGRESSION:

Decathlon	1995	7615 pts
	1996	8037 pts
	1998	8307 pts
	1999	8056 pts
	2000	7700 pts
High Jump	1993	2.10m
	1994	2.19m

EVENTS / PBS:

Decathlon	1998	8307 pts
-----------	------	----------

RECORD(S):

Victorian record - Decathlon - 8307pts

Interesting Facts:

In early '99 Scott incurred a severe back injury putting him out of competition for three months. In late '00 he wed Commonwealth High Jump record holder, Alison Inverarity. His nicknames are "Scotty" and "Rooster" and he enjoys playing golf when he is not training or competing. He has a Maltese Terrier called "Rex" and his cousin, Adam Contessa plays for the Western Bulldogs FC.

Media Comment:

Former outstanding cricketer who emerged as an outstanding athletic talent. Gained selection for the 1996 Olympics but was struck down with a virus just days before the start of competition and withdrew after a few events. The Commonwealth Games silver medallist has created a strong Australian male multi-event force with Jagan Hames from the AIS. Scored a magnificent 8302 to win silver at the 1998 Commonwealth Games and ranked No 13th in the world. Selected for the Australian Olympic team to contest the Decathlon, Scott was ranked 19th after contesting the High Jump but was forced to withdraw due to injury. (Nov '00)

AARON FISH

Date of Birth: 27 February 1981
Occupation: Athlete
Height: 192 cm
Weight: 103 kg
State: QLD
Coach: Chris Nunn, Steve Lemke
Previous Coaches: Brett Green, John Zanfi
Scholarship: AIS
Club: Southern Suburbs AC
Place of Birth / Residence: New Zealand/Canberra
Marital Status: Single
Gender: Male



AUSTRALIAN CHAMPIONSHIPS:

Hammer: '98 - 3rd (U20), '99 - 1st (U20), '00- 1st (U20), '00 (OT) - 2nd, '01 - 2nd

INTERNATIONAL CHAMPIONSHIPS:

World Junior Championships: '00 - 3rd
 East Asian Games: '01 - 4th

PROGRESSION:

Hammer Throw	1994	32.00 (8lb)
	1995	42.00 (10lb)
	1995	49.00 (8lb)
	1996	46.00 (12lb)
	1996	55.00 (10lb)
	1999	63.05
	2000	68.67
	2001	70.60

EVENTS / PBS:

Hammer Throw	2001	70.60m
--------------	------	--------

Interesting Facts:

Aaron's hobbies include surfing and boxing and Griffith Uni, on the Gold Coast, is his favourite competition venue.

Media Comment:

In August 2000, after finishing second to Stuart Rendell in the Sydney Olympic trials, Queenslander Aaron Fish secured selection in the Australian team for the 2000 World Junior Championships in October. In an Olympic warm-up meet in Brisbane on September 6, despite battling glandular fever, Aaron just missed the National junior record of 68.98m held by Sean Carlin, when he threw a three metre personal best distance of 68.67m. At the World Juniors in Santiago, no qualifying round was required with only 14 entries. Aaron started well with 66.14m in the first round, to hold down 3rd place. He remained in third until the fifth round when Russian Aleksey Yeliseyev threw 65.82m to come within 32cm of Aaron, but he responded well improving his hold on the bronze with a distance of 66.72m on the very next throw. Then in the sixth round, with the bronze medal secure, Aaron nearly grabbed the silver with a tremendous throw of 67.44m. In his first senior international, Aaron placed fourth at the East Asian Games in May 2001. One of the most outstanding young throwers Australia has developed, Aaron has now relocated to the AIS to continue his progression. In December he became the 10th Australian to throw over 70m. (Dec 2001)

TIM FORSYTH

Date of Birth: 17 August 1973
Occupation: Athlete / AA Development Officer
Height: 199cm
Weight: 80kg
State: VIC
Coach: Self
Previous Coach: Bohdan Bubijczuk
Scholarship: VIS
Club: Glenhuntly
Place of Birth / Residence: Mirboo Nth VIC/Richmond, Melb
Marital Status: Married
Gender: Male



AUSTRALIAN CHAMPIONSHIPS:

High Jump: '90 - 3rd, '91 - 1st, '92 - 1st, '93 - 1st, '94 - 1st, '96 - 2nd, '97 - 1st, '98 - 1st, '00 (OGT)-1st

INTERNATIONAL CHAMPIONSHIPS:

Commonwealth Games: '94 - High Jump - 1st, '98 - 3rd
 Olympic Games: '92 - High Jump - 3rd, '96 - 7th, '00 - DNQ
 World Championships: '91 - High Jump - 21st, '93 - 9th, '95 - 8th, '97 - 3rd, '99 - 15th
 World Cup: '94 - High Jump - 2nd
 World Indoor Championships: '91 - High Jump - 8th, '97 - DNQ
 World Junior Championships: '90 - High Jump - 2nd, '92 - 2nd

PROGRESSION:

High Jump	1988	2.00
	1989	2.05
	1990	2.29
	1991	2.31
	1992	2.34
	1993	2.35
	1994	2.34
	1995	2.32
	1996	2.32
	1997	2.36
	1998	2.32
	1999	2.30
	2000	2.28

EVENTS / PBS:

High Jump	1997	2.36
-----------	------	------

RECORD(S):

Australian open record - High Jump - 2.36m

Interesting Facts:

Tim's father, Jim, played for Essendon FC from 1962 to '65. Tim won Australia's Grand Prix Series Male Athlete of the Year Award in '91, '92, '94, '96 and '98. A superstition he follows is to always put his right shoe on first. Tim spend a number of months during 2001 in Central Australia working with young indigenous people and has now been employed with Athletics Australia to continue that role.

Media Comment:

Originally from Thorpdale in Gippsland, and now residing in Melbourne, Forsyth first came to notice at 16 when he won silver at the 1990 World Juniors with a new Australian senior record of 2.29m. The 1992 Olympic bronze medallist and 1994 Commonwealth Games gold medallist missed world championships medals in controversial circumstances in 1993 and 1995. Forsyth claimed his fifth Grand Prix Male Athlete of the Year Award in 1998. Tim won the High Jump at the Telstra Olympic Trials and gained selection on his third Olympic Team for Sydney and his 16th time in the green and gold. For the first time at an Olympics, Tim was not able to progress past the qualifying round with his leap of 2.24m. After a break following the Olympics, Tim is back in training an aiming for Commonwealth Games selection. (Dec 2001)

HEATH FRANCIS OAM

Date of Birth: 16 November 1981
Occupation: Student
Height: 172cm
Weight: 63kg
State: NSW
Coach: Louise Green
Scholarship: NSWIS
Club: University
Place of Birth / Residence: Newcastle NSW / Booral NSW
Marital Status: Single
Gender: Male



PROGRESSION:

100m	1998	11.68
	2000	11.42
200m	1998	22.38
	2000	22.28
400m	1997	53.26
	1998	51.72
	1999	50.26
	2000	49.92

EVENTS / PBS:

100m	1999	11.34
200m	2000	22.98
400m	2000	49.92

RECORD(S):

World Record: 4x100m, 4x400m
 Australian Record: 400m

Interesting Facts:

"Set goals for yourself, no matter how small and do your best to achieve them", recommends Heath. Awards Heath has received include: 2000 Junior Citizen of Great Lakes Council, 1999 Port Steven's Junior Sports Star, The 1999 Winner of Junior Paralympian, 1998 The Winner of Junior Paralympian and 1998 Nominee for NSW Junior Sports person.

Media Comment:

DISABILITY CLASSIFICATION: T46 Amputee (Single above or below elbow amputee)

At the 1998 World Championships Heath was 11th in Men's 100m, 4th in Men's 200m, 4th in Men's 400m (AR), and won gold in the Men's 4x400m Relay. He was the 2000 Botany Bay 120m Paralympic Gift winner as well as winning the 2000 NSW Country Championship gold medal for the Men's U20 400m and bronze in the men's under 20's 200m. In 2000, at the National Championships (able-bodied) he won a bronze medal in the 4x100m. Heath won gold in the individual 400m, 4x100m and 4x400m at the Sydney 2000 Paralympics setting world records in both relays and claiming a silver medal in the 200m. (Nov '01)

AMANDA FRASER

Date of Birth: 10 October 1981

Occupation: Tourism Trainee

State: ACT

Coach: Scott Goodman

Scholarship: ACTAS

Club: North Canberra

Place of Birth / Residence: QLD / ACT

Marital Status: Single

Gender: Female

EVENTS / PBS:

Discus Throw	2001	22.33m
Shot Put	2001	7.92m

RECORD(S):

Australian Record: Discus

Interesting Facts:

Amanda rates her bad habit as reading her horoscopes daily. Her favourite movie is 'Remember the Titans' and she likes swimming, basketball, music, movies and generally having fun.

Media Comment:

DISABILITY CLASSIFICATION: F37 Cerebral Palsy (Moderate to minimal hemiplegia)

Since the Paralympic Games in Sydney 2000 where Amanda competed in Swimming winning two bronze medals she has relocated to Canberra to train at the AIS. She has made a swift transition to track and field and already has some outstanding performances in discus setting a New Australian Record for her class. (Nov '01)

CATHERINE FREEMAN

Date of Birth: 16 February 1973
Occupation: Athlete
Height: 164cm
Weight: 52kg
State: VIC
Coach: Peter Fortune
Previous Coach: Raelene Boyle
Club: Ringwood
Place of Birth / Residence: Mackay, QLD/Melbourne
Marital Status: Married
Gender: Female



AUSTRALIAN CHAMPIONSHIPS:

100 metres '90 - 2nd, '94 - 1st, '96 - 1st
 100 yards '93 - 1st
 200 metres '90 - 1st, '91 - 1st, '92 - 2nd, '93 - 2nd, '94 - 1st, '95 - 2nd, '96 - 1st, '97 - 2nd, '00 - 1st
 400 metres '92 - 3rd, '95 - 1st, '97 - 1st, '98 - 1st, '99 - 1st, '00 - 1st

INTERNATIONAL CHAMPIONSHIPS:

Commonwealth Games: '90 - 4x100m 1st; '94 - 200m 1st, 400m 1st, 4x100m 2nd, 4x400m disq.
 IAAF Grand Prix Final: '94 - 400m - 2nd; '96 - 400m - 1st
 Olympic Games: '92 - 400m - QF, 4x400m - 7th, '96 - 200m - semi, 400m - 2nd; '00 - 400m - 1st, 200m - 7th, 4x400m 5th
 World Championships: '93 - 200m - 9th, '95 - 400m - 4th, 4x400m - 3rd, 200m - semi, '97 - 1st, '99 - 400m - 1st, 4x400m -
 World Cup: '94 - 200m - 3rd, 4x100m - 3rd, 4x400m - 6th
 World Junior Championships: '90 - 200m - 5th, 100m - semi, 4x100m - 5th, '92 - 200m - 2nd

PROGRESSION:

100m	1991	11.59
	1993	11.43
	1994	11.24
	1996	11.27
	1998	11.37
200m	1993	22.37
	1994	22.25
	1995	22.50
	1996	22.89
	1998	22.55
	1999	22.82
	2000	22.53
400m	1992	51.14
	1993	51.34
	1994	50.04
	1995	50.21
	1996	48.63
	1997	49.39
	1998	50.02
	1999	49.67
	2000	49.11

EVENTS / PBS:

100m	1994	11.24
200m	1994	22.25
400m	1996	48.63

RECORD(S):

Australian and Commonwealth Record - 400m - 48.63 (29/7/96)
 Australian Record - 4x400m - 3:23.81 (30/9/00)
 Australian U20 Record - 400m - 51.14 (28/6/92)
 Australian U20 Record - 200m - 22.62 (23/1/93)
 Has set seven open Australian records 200m-2, 400m-4, 4x400m-1

Interesting Facts:

In 1990 she was awarded Young Australian of the Year and Australian of the Year in 1998. (the only person to ever be awarded both honours) In 1992 became the first Aboriginal track and field athlete to represent Australia at the Olympics. Track and Field News Rankings: Overall '96-16th, '97-4th, '99-7th, '00-3rd. At 200m '93-8th, '94-4th, '00-7th; 400m '94-2nd, '95-2nd, '96-2nd, '97-1st, '98-7th, '99-1st, '00-1st. 400m (finals) winning streaks: 1996-1998 - 22 races, 1999-now 21 races. This sequence was broken when she was beaten at the Oslo Grand Prix, when suffering from a foot injury. Lit the flame at the Sydney Olympics. Coached by Peter Fortune (Fort) from 1992-1996 and 1999-now. Her first club was Slade Point Amateur Athletics club (Mackay), which she joined in 1984 when she was 11. The club now proudly competes on the Cathy Freeman Athletics Track. Cathy has a tattoo on her right shoulder which says - 'cos I'm free. Aboriginal singer, Christine Anu wrote a song called 'cos I'm free. One of five children.

Media Comment:

At 16 years of age, Freeman won gold at the Commonwealth Games as part of the 4 x 100m relay team. In 1992, Freeman became the first Aboriginal track and field athlete to represent Australia at an Olympic Games. She became one of Australia's best known figures with double gold at the Commonwealth Games in 1994 in the 200m and 400m. Became the first Australian woman to run under 50 seconds for 400m in Melbourne in 1996. At the 1996 Olympic Games, she became the sixth fastest women ever over 400m, running a Commonwealth record and winning the silver medal behind Marie-Jose Perec in arguably the greatest one lap race of all time. After Atlanta, Freeman won back-to-back World Championships in 400m in 1997 and 1999. Freeman took the 200m/400m National title double in February 2000 at Stadium Australia. Cathy took the prestigious honour of lighting the Olympic Cauldron during the Opening Ceremony of the Sydney 2000 Olympic Games. What followed was the realisation of a dream winning the 400m and claiming Australia's 100th Olympic Gold medal, backed up by a seventh placing in the final of the 200m, and running a great anchor leg for the Australian 4 x 400m relay team finishing fifth in a new Australian record time. Cathy took a break from athletics in 2001, but resumed training in November with the aim to compete by March 2002. (Dec 2001)

NEIL FULLER OAM

Date of Birth: 2 August 1969
Occupation: Athlete
Height: 170 cm
Weight: 74 kg
State: ACT
Coach: Esa Peltola
Previous Coaches: Marius Ghita, Tania VanHeer Murphy
Scholarship: Australian Institute of Sport
Club: North Canberra
Place of Birth / Residence: Sussex, England / Kaleen, ACT
Marital Status: Married
Gender: Male



INTERNATIONAL CHAMPIONSHIPS:

Paralympics: '92-4x100m 1st, 200m 2nd, 400m 2nd, 100m 3rd '96-4x100m 1st, 100m 2nd, 200m 2nd
 '00-200m 1st, 400m 1st, 4x100m 1st, 4x400m 1st, 100m 3rd
 IPC World Championships: '90-LJ 3rd '94-100m 1st, 200m 1st, 400m 1st, 4x100m 1st, LJ 3rd '98-
 100m 1st, 200m 1st 400m 1st 4x400m 1st
 IAAF World Championships: '01- 200m 1st

PROGRESSION:

100m	1992	12.55
	1994	12.12
	1996	11.97
200m	1997	11.42
	1992	25.67
	1996	24.45
	1999	23.13
400m	2000	22.78
	1992	60.32
	1997	55.95
	1998	53.17
	1999	51.89

EVENTS / PBS:

100m	1997	11.42
200m	2000	22.78
400m	1999	51.89
800m	2000	2:12.58

RECORD(S):

Australian Record: 100m, 200m, 400m and 800m World Record: 400m, 4 x 100m, 4 x 400m

Interesting Facts:

In 1987 during a SA Premier soccer league match Neil was involved in a heavy tackle, breaking both bones in his right shin & severing an artery. Complications set in and he was forced to have the lower part of his right leg amputated. He has made a successful comeback to be one of the finest Amputee athletes in Australia. Neil released his autobiography in 2000, titled 'One Foot In The Door'. He likes playing golf with his relay team-mates at every opportunity. Neil has won many awards including; 1992 OAM (Order of Australia Medal); 1992, 93, 94, 98, 99 SA Sports Institute - Disabled Athlete of the Year; 1998 - Australian Paralympic Committee - Male Athlete of the Year; 1994, 97, 98 Australian Sports Organisation for the Disabled - Male Athlete of the Year; 1993 Sir Edward 'Weary' Dunlop Award; 1997 Athletics South Australia Hall of Fame and 2000 Australian Sports Medal.

Quote: "If you want something and you don't have it you are not trying hard enough".

Media Comment:

DISABILITY CLASSIFICATION: T44 Amputee (Single below-knee amputation or an athlete who can walk with moderately reduced function in one or both legs) At World Championship & Paralympic competitions, Neil has collected 18 medals, including 15 gold, 4 of those in Sydney 2000. At his first international competition, the 1989 FESPIC Games, Neil medalled in the high jump, long jump, 100m and Pentathlon. In 1992, Neil changed his focus from multi and field events to sprints making a major impact, winning medals in all three sprints and helping Australian to gold in the 4x100m relay. At the Sydney 2000 Paralympics, he was magnificent, taking the 200m/400m double, a pair of gold's in the 4x100m and 4x400m relays and bronze in the 100m. He was given the honour of the Australian team with carrying the flag at the closing ceremony. In an effort to continue his sporting endeavours, he has relocated with his family from SA to train at the AIS in Canberra. This has already paid dividends with a win in an exhibition 200m race at the 2001 World Championships in Edmonton as part of the Athletics Australia team. (Nov '01)

MELINDA GAINSFORD-TAYLOR

Date of Birth: 1 October 1971
Occupation: Athlete
Height: 173 cm
Weight: 68 kg
State: NSW
Coach: Jackie Byrnes
Scholarship: New South Wales Institute of Sport
Club: Cumberland Ryde Hornsby
Place of Birth / Residence: Narromine NSW / Balgowlah NSW
Marital Status: Married
Gender: Female



AUSTRALIAN CHAMPIONSHIPS:

100 metres: '92 - 1st, '93 - 1st, '94 - 2nd (Aust), '95 - 1st, '97 - 1st, '98 - 1st, '00 - 1st, '00 (OGT) - 2nd
 100 yards: '92 - 1st, '95 - 1st,
 200 metres: '92 - 1st, '93 - 1st, '94 - 2nd, '95 - 1st, '97 - 1st, '98 - 1st, '00 - 2nd, '00(OGT) - 1st

INTERNATIONAL CHAMPIONSHIPS:

Commonwealth Games: '94 - 100m - 4th, 200m - 3rd, 4x100m - 2nd, '98 - 200m - 4th
 Olympic Games: '92 - 100m - 2nd Round, 200m - semi, 4x100m - 6th, '96 - 200m - semi, 4x100m - heat, '00 - 200m - 6th, 100m - semi
 World Championships: '93 - 100m - semi, 200m - DNC, '95 - 100m - semi, 200m - semi, 4x400m - 3rd, 97 - 100m - semi, 200m - 7th, 4x100m - heat
 World Cup: '89 - 4 x100m - DSQ, '92 - 100m - 4th, 200m - 4th, 4x100m - DSQ, '94 - 100m - 4th, 4x100m - 3rd
 World Indoor Championships: '93 - 200m - 2nd, 60m - semi, '95 - 200m - 1st, '97 - 200m - DQ
 World Junior Championships: '90 - 200m - semi, 4x100m - 5th, 100m - semi

PROGRESSION:

100m	1990	11.52
	1992	11.38
	1993	11.22
	1994	11.12
	1995	11.15
	1997	11.25
	1998	11.20
	2000	11.24
200m	1993	22.49
	1994	22.32
	1995	22.33
	1996	22.70
	1997	22.23
	1998	22.49
400m	2000	22.43
	1996	52.29
	1997	52.85
	2000	51.73

EVENTS / PBS:

100m	1994	11.12
200m	1997	22.23
400m	2000	51.73

RECORD(S):

Australian Record - 100m - 11.12
 Australian Record - 200m - 22.23
 Australian Record - 4x400m - 3:23.81

Interesting Facts:

Well known to all as "Mel", she has won Australia's Grand Prix Series Female Athlete of the Year awards three times and took out the Sydney Telegraph's Personality of the Year for 2000.

Media Comment:

Champion Australian sprinter who burst onto the scene in 1992. Won her first major international medal with a silver at the 1993 World Indoors. She was undefeated in 12 races in 1995 including two decisive wins over Freeman over 200m, winning the sprint double at the Nationals and then going to Barcelona where she won the World Indoor 200m title. Tragically missed a medal at the 1998 Commonwealth Games when her knee gave way with 50m to go while in the lead. Melinda returned in 2000 in great shape and took the 100m national title, her 11th open title in her career, and was just pipped by Cathy Freeman in the 200m. Following powerful performances at the Telstra Athletics Trials Melinda was selected to represent Australia in the 100m, 200m, 4x100m relay squad and 4x400m relay squad at the Sydney Olympics. At the Olympics, she became the first Olympic 200m finalist in 20 years, with her 6th placing. After the 4x100m team was eliminated, when the baton was dropped at the first change, Melinda joined with the 4x400m team of Freeman, Lewis and Peris Kneebone, which finished fifth in the final, setting a new Australian Record. Mel was sidelined during the 2001 season with injury, although she made a mid year attempt to qualify for the World Championship team, but a pulled hamstring finally ended her season. (Dec 2001)

EMMA GEORGE

Date of Birth: 1 November 1974
Occupation: Athlete
Height: 172 cm
Weight: 60 kg
State: VIC
Coach: Alex Parnov / Mark Stewart
Scholarship: WAIS
Club: University of Western Australia
Place of Birth / Residence: Beachworth, VIC / Perth, WA
Marital Status: Single
Gender: Female



AUSTRALIAN CHAMPIONSHIPS:

Pole Vault: '95 - 1st, '97 - 1st, '98 - 1st, '00 - 1st

INTERNATIONAL CHAMPIONSHIPS:

Commonwealth Games: '98 - Pole Vault - 1st
 Goodwill Games: '98 - Pole Vault - 2nd
 Olympic Games: '00 - Pole Vault - DNQ
 World Championships: '99 - Pole Vault - 14th
 World Indoor Championships: '97 - Pole Vault - 2nd, '99 - 6th
 World University Games: '97 - Pole Vault - 1st

PROGRESSION:

Pole Vault	1994	3.15m
	1995	4.30m
	1996	4.45m
	1997	4.55m
	1998	4.59m
	1999	4.60m
	2000	4.50m

EVENTS / PBS:

Pole Vault	1999	4.60m
------------	------	-------

RECORD(S):

Commonwealth and Australian Record - 4.60m

Interesting Facts:

A former long jumper/sprinter and member of the Flying Fruit Fly Circus as a youngster, Emma wears a pair of good-luck pearl earrings and paints her nails with a special bottle of nail-polish before competing. When she is not competing or training she enjoys fishing in the new boat she bought in mid-2000 and camping. Her pet dog, 'Sonic', is a Flat-Coated Retriever.

Media Comment:

Emma started pole vaulting in late 1994 after Mark Stewart, who became her first pole vault coach, placed a notice on her local club room window. She won the Australian title in 1995, with what was then seen as a promising vault of 3.40m. The 1997 World Uni Games champion made a move to Adelaide and then Perth to train with former Russian coach, Alex Parnov. Claimed the first ever women's Commonwealth pole vault gold medal and was ranked No. 1 in the world by Track & Field News in 1998. She then went on to set her 12th outdoor world record of 4.60m at the Grand Prix in Sydney in February '99. A training mishap forced Emma to go into the 1999 World Championships under-prepared, but she recovered and won her fourth national title in 2000. After clearing 4.40m at the Telstra Athletics Trials Emma gained selection to represent Australia in the inaugural women's pole vault for the 2000 Olympics. Unfortunately Emma was not able to make it into the final after finishing eighth in her qualifying group. Following the Olympics, Emma had surgery to repair two stress fractures in her feet which included grafts and pins in the bones in both feet, as well as a complete ankle reconstruction and a bone spur removed from her heel. She therefore missed the 2001 season. (Dec 2001)

TERRY GIDDY

Date of Birth: 2 April 1950
Occupation: Athlete
Height: 182cm
Weight: 113kg
State: NSW
Coach: Keith Bennett
Scholarship: NSWIS
Club: Wheelchair Sports NSW
Place of Birth / Residence: Kempsey NSW/Kempsey NSW
Marital Status: Married
Gender: Male



INTERNATIONAL CHAMPIONSHIPS:

Paralympics: '92 - Discus 2nd, Shot Put 3rd '96 - Discus, Shot Put '00 - Shot Put 5th, Discus 6th

PROGRESSION:

Discus Throw	1997	27.40m
	1999	27.93m
	2000	28.32m
Shot Put	1996	9.12m
	1999	10.23m
	2000	10.81m

EVENTS / PBS:

Discus Throw	1992	35.64m
Shot Put	2001	10.81m

RECORD(S):

Australian Record: Discus & Shot Put

Interesting Facts:

Terry, who got into sports as part of a dare, dislikes filling out profile forms but does like horse racing. 'Tear or Big Fella' enjoys training other people and spending time with his grandchildren. Some of his awards and honours include receiving an Australia Day Award, carrying the Olympic Torch and being given the Key to the Town!


Media Comment:

DISABILITY CLASSIFICATION F55 (Paraplegia predominantly affecting lower limbs)

Terry has been competing Internationally for 31 years and has been a medal winner at World Championships and Paralympics. His self-belief will again see him training towards the 2002 World Championships and then possibly his 7th Paralympic Games in Athens 2004. (Nov '01)

KIM GILLARD

Date of Birth: 18 August 1970
Occupation: Fila
Height: 179cm
Weight: 63kg
State: NSW
Coach: Ken Green
Scholarship: NSWIS
Club: Athletics Easts
 Place of Birth/Residence: Savage River, TAS/Sydney
Marital Status: Single
Gender: Male



AUSTRALIAN CHAMPIONSHIPS:

5000 metres - 1998 - 6th, 1998 (CGT) - 7th, 2000 (OGT) - 8th
 10000 metres - 1998 - 6th, 1999 - 5th, 00/01 - 5th (4th Aust)
 Cross Country - 1997 - 9th, 1999 - 3rd
 Half Marathon - 1998 - 8th

INTERNATIONAL CHAMPIONSHIPS:

Gold Coast Marathon: '99 - 3rd (2:22.31)
 Lake Biwa Marathon: '99 - 18th (2:17.20)
 Pyonyang (KOR) Marathon: '01 - 5th (2:15.13)
 World Cross Country: '98 - 108th
 World Half Marathon: '99 - 47th
 World Championships: '01- Marathon 52nd (2:33.11) Team 8th

PROGRESSION:

10000m	1995	29.12.63
	1997	28.59.96
	1998	29.15.96
	1999	28.23.61
	2000	28.34.94
	2001	28:48.53
5000m	1995	14.02.39
	1996	14.23.3
	1998	13.52.59
	1999	13.52.25
	2000	13.42.71
	2001	14.02.71
Marathon	1999	2:17.20
	2001	2:15.13

EVENTS / PBS:

10000m	1999	28.23.61
1500m	1998	3.42.11
3000m	2000	7.58.24
5000m	2000	13.42.71
Marathon	2001	2:15.13

Interesting Facts:

Kim moved from Tasmania to Sydney in the mid 1990s. His older brother, Rob is a 2:22 marathoner and has been a mentor to Kim.

Media Comment:

Kim started athletics when he was at school, but it was not until his mid 20s that he got serious about his athletics. He first appeared in the Nationals rankings in 1995 with a 14.02.39 5000m. By 1997 and 1998, Kim was one of Australia's leading distance runners. In March 1999 he launched his marathon career in the hope of securing a place in the team for the Championships. He followed his 2:17 debut with a third placing in the National Marathon Championship held on the Gold Coast. Then in December 1999 he ran an excellent 28.23.61 for 10000m. This triggered a reassessment of plans for the Sydney Olympics, but after placing eighth in the 5000m trial, Kim and his coach refocused towards the marathon. In April 2000 Kim ran the historic Pyonyang Marathon - the first occasion the North Korean marathon was open to foreigners, and clocked a PB of 2:15.13 to secure a World Championship berth. He placed a disappointing 52nd in the World Championships, clocking 2:33.11 (Dec 2001).

MURRAY GOLDFINCH

Date of Birth: 16 March 1984
Occupation: Student
Height: 206cm
Weight: 120kg
State: ACT
Coach: Scott Goodman
Scholarship: AIS
Club: Western Creek
Place of Birth / Residence: Weston ACT/Weston ACT
Marital Status: Single
Gender: Male



INTERNATIONAL CHAMPIONSHIPS:

Paralympic Games: '00 - Shot Put 3rd, Javelin 7th
 INAS-FID World Championships: '99 - Shot Put 3rd, Discus 3rd

PROGRESSION:

Discus Throw	2000	34.73m
	2001	37.59m
Javelin Throw	2000	28.10m
	2001	30.85m
Shot Put	2000	12.18m
	2001	14.98m

EVENTS / PBS:

Discus Throw	2001	39.20m
Javelin Throw	2000	30.85m
Shot Put	2001	12.69m

RECORD(S):

World & Australian Record: Discus
 Australian Record: Shot Put

Interesting Facts:

'Muzza' won the ACT Clubs Sport Award in April 2000. He was runner-up in the 1999 APC Junior Sports Star of the year. He likes Japanese food, heavy metal and rap music, air travel (especially in strong turbulence) and horror movies.

Media Comment:

DISABILITY CLASSIFICATION: F20 Intellectual Disability

Murray came to prominence just a couple of years ago and has demonstrated an enormous amount of ability. Still only a junior athlete he holds the Australian open record in the shot put and World Junior Record in the discus. At the Paralympic Games in Sydney, aged just 17 he won the silver medal in the shot put and finished 7th in the Javelin. (Nov '01)

TATIANA GRIGORIEVA

Date of Birth: 8 October 1975

Occupation: Athlete / Model

Height: 172 cm

State: SA

Coach: Vassili Grichtchenkov

Previous Coaches: Vitali Petrov, Alex Parnov

Scholarship: South Australian Sports Institute

Club: South Australian Sports Institute

Place of Birth / Residence: St Petersburg RUS / Adelaide SA

Marital Status: Married

Gender: Female



AUSTRALIAN CHAMPIONSHIPS:

100 yards: '99 - 3rd

Pole Vault: '98 - 2nd, '99 - 1st, '00 - =2nd, '01 - 1st

INTERNATIONAL CHAMPIONSHIPS:

Goodwill Games: '98 - Pole Vault - 2nd

Olympic Games: '00 - Pole Vault - 2nd

World Championships: '99 - Pole Vault - 3rd

World Indoor Championships: '99 - Pole Vault - 9th

PROGRESSION:

Pole Vault	1996	3.80m
	1997	4.00m
	1998	4.35m
	1999	4.50m
	2000	4.55m
	2001	4.56m

EVENTS / PBS:

Pole Vault	2000	4.56m
------------	------	-------

Interesting Facts:

The Adelaide resident has her own website at <http://www.tatiana.com.au> featuring an impressive pictorial of her developing modelling career. She is studying marketing and building a successful business career in her limited spare time. Launched in 2001 was her range of Lingerie (Tatiana Teen Girl) and Pyjamas (TVPJs) which were a great success in the first season. Tatiana is also very popular with photographers around the world regularly appearing on the cover of a wide range of magazines. In 2002 US TV Sport Network ESPN named her as one of the 10 Sexiest female athletes in the world.

Media Comment:

The Russian born vaulter won her first major championship medal (bronze) at the 1999 IAAF World Championships. In 2000 Tatiana vaulted into stardom when she won the silver medal in the augural Olympic women's pole vault with a personal best of 4.55m. She took up the Pole Vault after she migrated to Australia in 1997. Within 12 months she became one of the world's best. Tatiana now ranks at Number 3 in the world after setting a personal best 4.56 in 2001. In 2001 she also placed fourth at the World Championships and second at the Goodwill Games.

ADRIAN GROGAN OAM

Date of Birth: 6 July 1977
Occupation: Shop Assistant
Height: 183cm
Weight: 70kg
State: NSW
Coach: Glen Parker
Scholarship: NSWIS
Club: Barker
Place of Birth / Residence: Sydney NSW/Wentworth NSW
Marital Status: Single
Gender: Male

INTERNATIONAL CHAMPIONSHIPS:

Paralympics: '96 - 400m 6th, 800m 7th '00 - 4x100m 1st, 4x400m 1st, 400m 5th, 800m 6th
 IPC World Championships: '98 - 4x100m relay 3rd, 400m 4th, 800m
 FESPIC: '94 - 100m 3rd, 200m 3rd '99 - 800m 1st, 400m 2nd, 200m 3rd

PROGRESSION:

400m	1996	59.73
	1999	58.18
800m	1996	2:18.33
	1999	2:14.04

EVENTS / PBS:

100m	1999	12.47
200m	1998	26.49
400m	1999	58.18
800m	1999	2:14.04

RECORD(S):

World Record: 4x100m & 4x400m Relays
 Australian Record: 400m & 800m

Interesting Facts:

Also known as "Groges", Adrian sees it as his career highlight to have represented Australia in the Atlanta & Sydney Paralympics. He enjoys playing golf, bowling, watching movies and listening to music.


Media Comment:

DISABILITY CLASSIFICATION: T38 Cerebral Palsy (Relatively minimal dysfunction)

At the 1998 World Championships, Adrian finished 4th in the Men's 400m, and in 199 set a New Australian Record of 58.18. At the Paralympic Games in Sydney he finished 6th in the Men's 800m and 5th in the Men's 400m, but his highlight was in winning gold medals as a member of the 4x100m and 4x400m relay teams. Adrian was awarded an OAM in 2001 and the Parramatta council recognised his and other athlete's achievements with a Regeneration Area of Parramatta Park. (Nov '01)

MICHELLE HAAGE

Date of Birth: 14 November 1974
Occupation: Gym Manager
Height: 165 cm
Weight: 78kg
State: NSW
Coach: Roger Green
Scholarship: NSWIS
Club: Sutherland
Place of Birth / Residence: Bankstown/Greenacre
Marital Status: Single
Gender: Female



AUSTRALIAN CHAMPIONSHIPS:

Shot Put: '92 - 3rd, 1st (U20), '94 - 1st (U20), '00 - 2nd, '01 - 1st
 Discus: '92 - 3rd (U20), '94 - 2nd (U20),

INTERNATIONAL CHAMPIONSHIPS:

Aus V NZ Trans Test Match: '01 - Shot 1st (16.15)
 World Junior Championships: '92 - Shot Qualifying Round
 East Asian Games: '01 - Shot 4th (16.14m)

PROGRESSION:

Discus Throw	1995/96	44.96m
	1996/97	49.92m
	1997/98	48.78m
	1998/99	44.08m
	1999	49.43m
	2000	44.12m
	2001	45.80m
Shot Put	1995/96	13.67m
	1996/97	14.34m
	1997/98	14.89m
	1998/99	14.19m
	1999	15.13m
	2000	15.29m
	2001	16.15m

EVENTS / PBS:

Discus Throw	1996	49.92
Shot Put	2001	16.15

RECORD(S):

NSW Open Shot Put record

Interesting Facts:


World and Australian 'Powerlifting Champion' in 1990 and 1991. Michelle became involved in the sport at age 6 when her sister was in Little Athletics. Michelle attended Wayland Baptist College in Plainview, Texas from 1995 to 1999, graduating with a Bachelor of Science. Her career highlight was when she won the open shot put title in March 2001.

Media Comment:

The two-time Australian junior shot put champion spent four years (1995-99) at college in the US, where she won 13 NAIA (National Association of Intercollegiate Athletics) indoor and outdoor titles. With the retirement of Helen Toussis, Michelle is easily the leading shot putter in Australia. In March 2001, she won her first Open National title by over 1.5 metres. Michelle joined the 16 metre club on March 31 when she won the shot put at the Aus V NZ Trans Tasman Test Match in Auckland - moving to No 11 in Australian history. Placed fourth in the shot at the East Asian Games with a good put of 16.14m. (Dec 2001).

WILLIAM HAMLYN-HARRIS

Date of Birth: 14 January 1978
Occupation: Junior Architect
Height: 191 cm
Weight: 93kg
State: NSW
Coach: Rudolf Sopko
Previous Coach: Toni Zito
Scholarship: NSWIS
Club: Asics West
Place of Birth / Residence: Vanuatu/Chatswood
Marital Status: Single
Gender: Male



AUSTRALIAN CHAMPIONSHIPS:

Javelin: '00 (OT) - 7th, '01 - 1st

INTERNATIONAL CHAMPIONSHIPS:

Aus V NZ Trans Tasman Test: '01 2nd (70.05)
 East Asian Games: '01 4th (72.02)

PROGRESSION:

Javelin Throw	1993/94	52.50
	1994/95	59.28
	1995/96	64.38
	1997/98	61.47
	1998/99	58.82
	1999	63.35
	2000	71.52
	2001	75.45

EVENTS / PBS:

Javelin Throw	2001	75.45
---------------	------	-------

Interesting Facts:

A talented junior, Will relocated from Hobart to Sydney and shortly after started training with Rudolf Sopko and alongside seven-time Australian champion Andrew Currey.

Media Comment:

Will's breakthrough came at the 2001 Telstra Athletics Grand Prix in Sydney when he raised his best to 75.43m. Five weeks later he was a surprise winner of the 2001 Australian title ahead of training partner and National record holder Andrew Currey and Olympian Adrian Hatcher. Placed fourth at the East Asian Games with a throw of 72.02m. (Dec 2001)

NICK HARRISON

Date of Birth: 18 October 1970

Occupation: Teacher

Height: 172 cm

Weight: 59 kg

State: VIC

Coach: Chris Wardlaw

Club: Glenhuntly

Place of Birth / Residence: Melbourne / Melbourne

Marital Status: Single

Gender: Male



AUSTRALIAN CHAMPIONSHIPS:

10000 metres: '99 - 13th, '00 - 9th

Cross Country: '00 - 15th

Marathon: '00 - 5th

INTERNATIONAL CHAMPIONSHIPS:

Beppu-Oita Marathon: '01 - 13th (2:15.17)

Sydney Marathon: '00 - 5th (2:22.06)

World Cross Country: '99 - 131st

World Championships: '01- Marathon 23rd (2:23.24) Team 8th

PROGRESSION:

Marathon	2000	2:22:06
	2001	2:15:17

EVENTS / PBS:

10000m	1998	29:35.19
5000m	1999	13:51.57
Marathon	2001	2:15.17

Interesting Facts:

Nick's dad Terry, was the National 10,000m Australian Champion in 1972 and was also a leading Australian marathoner clocking a personal best of 2:20.23 in 1972. In his spare time Nick is a singer and songwriter and hopes to one day release his own CD. His other hobbies are his family and writing.

Media Comment:

Nick has been a long term participant in athletics, starting running before he began high school. A solid runner for many years, Nick has placed top-8 in National marathons, 5000m and 10,000m events. Nick made his marathon debut in the Host City Marathon in April 2000. Twelve months later he slashed his marathon best to 2:15.17, securing a place in the team for the World Championships, where he was the first placed Australian placing 23rd. (Dec 2001)

BRIAN HARVEY OAM

Date of Birth: 3 October 1965
Occupation: Retired Police Officer
Height: 184cm
Weight: 83kg
State: QLD
Coach: Brett Jones
Scholarship: QAS
Club: University of Queensland
Place of Birth / Residence: Rockhampton QLD/Logan City QLD
Marital Status: Single
Gender: Male

INTERNATIONAL CHAMPIONSHIPS:

Paralympics: '96 - Javelin 1st'00 - Discus 3rd

EVENTS / PBS:

Discus Throw	2000	32.60m
Javelin Throw	1999	41.63m
Shot Put	1999	10.41m

RECORD(S):

Australian Record: Javelin, Discus & Shot Put

Interesting Facts:

Brian enjoys pasta and one of his idols is Mohammed Ali. He is coached by Brett Jones who is the current sprint coach of the Paralympic training squad. His involvement in Track & field started when he attended a Come 'n Try Day and has now represented Australia at the last 2 Paralympics winning medals at both. One of his biggest honours was receiving an Order of Australia as a Gold medallist after the 1996 Atlanta Paralympics.


Media Comment:

DISABILITY CLASSIFICATION: F38 Cerebral palsy (Relatively minimal dysfunction)

Brian currently holds the Australian Records in all 3 throwing events for F38 men with his best performances being 41.66m in the javelin which he recorded in 1999 while competing in the Czech Republic. In the Discus he set a New Australian Record during the 2000 Paralympics with a throw of 32.60m and in the Shot Put his Record is 10.41m. His biggest goal is to qualify for the 2002 World Championships and reclaim his Previously held World record for the Javelin which currently stands at 42.28m (Nov '01)

NATALIE HARVEY

Date of Birth: 19 January 1975
Occupation: Athlete / Physiotherapist
Height: 164 cm
Weight: 48 kg
State: VIC
Coach: Mark Rowland
Previous Coach: Tom Kelly
Scholarship: VIS
Club: Doncaster
Place of Birth / Residence: Toowoomba QLD/London & Melbourne
Marital Status: Single
Gender: Female



AUSTRALIAN CHAMPIONSHIPS:

5000 metres: '96 - 3rd, '97 - 3rd, '99 - 1st
 10000 metres: '96 - 1st, '97 - 1st, '98 - 1st, '00(OGT)-1st
 Cross Country: '94 - 2nd (U20)

INTERNATIONAL CHAMPIONSHIPS:

Olympic Games: '96 - 5000m - heat, '00 - 10000m - (Heat)
 World Championships: '99 - 5000m - heat
 World Cross Country: '96 - 44th, '98 - 32nd, '99 - 25th
 World Cup: '98 - 3000m - 8th
 World Junior Championships: '94 - 1500m - 11th
 World Junior Cross Country: '94 - 25th
 World Uni Cross Country: '96 - 3rd, '98 - 1st

PROGRESSION:

10000m	1995	33:21.26
	1996	32:52.89
	1997	32:21.58
	1998	32:20.58
	2000	32:07.44
	2001	33:23.56
5000m	1996	15:33.83
	1997	15:32.58
	1998	15:44.25
	1999	15:22.59
	2000	15:30.79

EVENTS / PBS:

10000m	2000	32:07.44
1500m	1997	4:13.24
3000m	2000	8:57.57
5000m	1999	15:22.59

Media Comment:

A World Junior Championships finalist in 1994, Natalie made a fast transition to Seniors, winning selection for the Atlanta Olympics in the 5000m. She also won three consecutive Zatopek 10,000m titles in 96, 97 and 98, and won the 1998 World University Cross Country Championships. Victory in the 10000m at the Telstra Athletics Trials gave Natalie selection on the Australian team for the Sydney Olympics. At the Sydney Games, Natalie placed 17th in her first round heat of the 10000m missing a berth in the final. Natalie has represented Australia at 11 championships. (Dec 2001)

MICHAEL HAZEL

Date of Birth: 12 December 1976
Occupation: Modelling / Athlete
Height: 189 cm
Weight: 78 kg
State: VIC
Coach: James Goodwin
Previous Coaches: Efim Shuravetsky , Mark Ladbrook
Scholarship: VIS
Club: Old Melbournians
Place of Birth / Residence: Melbourne
Marital Status: Single
Gender: Male

AUSTRALIAN CHAMPIONSHIPS:

400 metres '94 - 1st (U18), '96 - 1st (U20), '98 Comm Trials - 3rd, '00 Oly Trials - 4th
 Triple Jump '96 - 1st Aust (U20)

INTERNATIONAL CHAMPIONSHIPS:

Commonwealth Games: '98 - 4x400m - 5th
 Olympic Games: '00 - 4x400m - 8th
 World Cup: '98 - 4x400m - 8th

PROGRESSION:

400m	1998	46.24
	1999	46.76
	2000	46.55
	2001	46.28
Triple Jump	1993	14.41m
	1995	14.95m
	1996	15.00m
	1997	15.10m
	1998	14.76m

EVENTS / PBS:

400m	2001	46.24s
Long Jump	2001	7.36m
Triple Jump	2001	15.51m

Interesting Facts:

Michael's nickname is MH. A keen follower of the St Kilda Football Club, Michael has a pet Siberian Huskie called "Harvey" named after the team's captain Robert Harvey. As a junior his father was a state schools cross country champ in Victoria. During all big races, Michael always wears a pair of black socks that he has had since 1996. When heading out for a meal, he enjoys a nice oriental curry, and has claimed the mini-golf title for 2000 among his friends. Represented Victoria as a junior in Aussie Rules against South Australia. Was one of the models in the Jockey billboard promotion that RSL President Bruce Ruxton had removed in 1999. He appeared in GQ magazine during Melbourne Fashion Week and on numerous other major promotions.

Media Comment:

After a successful junior career as a triple jumper, which included winning the 1996 Australian U20 title and reaching a best distance of 15.10m, Hazel switched events to the 400m. On just a few months of 400m training, he created a sensation at the 1998 Commonwealth Games trials, when he won his 400m heat in a time of 46.99. In the final he improved to a sensational 46.24, to finish third, secure a berth in the Commonwealth Games team at the expense of more fancied competitors like Dean Capobianco. His 4x400m relay team placed fifth in the final, started off well by his 46.3 leg. Missed the 1999 & 2000 Nationals, but ran a seasonal best of 46.55 to finish fourth in the Olympic Trials and secure an Olympic berth. Ran three times at the Olympics as the team progressed through the heat and semi, eventually finished eighth in the final. Ran a near personal best of 46.28 in the heats of the 2001 Telstra Nationals. During 2001, Michael decided on another change in event to the 400m hurdles and made a promising debut in November, when he ran 52.38, although being disqualified with a minor uniform infringement. (Dec 2001)

MANDY HEATH

Date of Birth: 14 November 1980
Occupation: Uni Student
Height: 183 cm
Weight: 68 kg
State: SA
Coach: Nik Hagicostas
Previous Coach: Alan Launder
Scholarship: SASI
Club: Flinders
Place of Birth / Residence: Adelaide/Plympton
Marital Status: Single
Gender: Female



AUSTRALIAN CHAMPIONSHIPS:

Heptathlon: '97 - 2nd (U19 AAS), '98 - 1st (U18), '00 - 4th, '00 Oly T - 3rd, '01 - 2nd

INTERNATIONAL CHAMPIONSHIPS:

East Asian Games: '01 2nd (5877pts)

PROGRESSION:

Heptathlon	1997	4658
	1998	4839
	2000	5370
	2001	5877

EVENTS / PBS:

Heptathlon	2001	5877
------------	------	------

Interesting Facts:

Mandy started competing as an U7 in Little Athletics and during her teens was an Australian volleyball international. Mandy's idol is Shiela and Don Nichols who fostered over 120 disabled children.

Media Comment:

A former winner of one of Australia's most prestigious races, the Bay Sheffield 120m Gift in 1999. Mandy made a breakthrough this season at the Australian Championships with a 300 point personal best, she again made progress when she claimed silver at the East Asian Games with another 200 point personal best, moving to No 9 in Australian history. (Dec 2001)

LAUREN HEWITT

Date of Birth: 25 November 1978
Occupation: Athlete / Student
Height: 170 cm
Weight: 62 kg
State: VIC
Coach: Peter Fortune
Previous Coaches: John Quinn, Debbie Flintoff-King
Scholarship: Victorian Institute of Sport
Club: Ringwood
Place of Birth / Residence: Warracknabeal VIC / Richmond Melbourne
Marital Status: Single
Gender: Female



AUSTRALIAN CHAMPIONSHIPS:

100 metres: '95 - 5th (U20), '96 - 2nd, '97 - 2nd, '98 - 3rd, '98 (CGT) - 1st, '99 - 1st, '00 (OGT) - 1st, '01 - 1st
 200 metres: '95 - 2nd (U20), '96 - 3rd, '97 - 3rd, '98 - 2nd, '98 (CGT) - 1st, '99 - 1st, '00 (OGT) - 2nd, '01 - 2nd

INTERNATIONAL CHAMPIONSHIPS:

Commonwealth Games: '98 - 100m - 4th, 200m - 3rd, 4x100m - 1st
 Olympic Games: '96 - 4x100m - 7th, '00 - 100m - 2nd Round, 200m - semi, 4x100m - DNF
 World Championships: '97 - 100m - 2nd Rnd, 200m - 2nd Rnd, 4x100m - heat, '99 - 100m - semi, 200m - 7th, '01 - 200m semi finals
 World Cup: '98 - 100m - 7th, 4x100m - 6th
 World Indoors: '97 - 200m - semi
 World Junior Championships: '96 - 100m - 8th, 200m - 2nd, 4x100m - 6th,

PROGRESSION:

100m	1994	11.96
	1995	11.62
	1996	11.55
	1997	11.43
	1998	11.36
	1999	11.28
	2000	11.29
200m	2001	11.31
	1995	23.52
	1996	23.14
	1997	23.09
	1998	22.62
	1999	22.53
	2000	22.52
	2001	22.90

EVENTS / PBS:

100m	1999	11.28
200m	2000	22.52

Interesting Facts:

At all competitions Lauren carries with her a jar of soil from her family's property in Warracknabeal. Her father gave her the jar in 1996 as a symbol of her family origins. She is well known among friends as "Loz" or "Lozza". Between 1994 and 1995 she suffered three navicular stress fractures (2 left, 1 right) followed by an injured right knee in Feb 2000. Lauren has two pet dogs, 'Sparky' and 'Genni' and one cat 'Muffin'.

Media Comment:

Lauren was the youngest member of the 1996 Australian Olympic athletics team at 17 years. Went on to win silver over 200m at the World Juniors in Sydney that year. Lauren came of age and placed herself at the forefront of Australian women's sprinting with a World Championships 200m finals berth in 1999 (Seville). She had wins over both Freeman and Gainsford-Taylor in early 2000, setting a 200m PB at the Canberra GP. After reaching the Olympic 'A' Qualifying standard in both the 100m and 200m Lauren went on to win the 100m and place second in the 200m at the Telstra Athletics Trials. Selected as a member of the Australian team to contest the Sydney Olympics, Lauren placed sixth in the second round of the 100m, seventh in her semi-final of the 200m and was a member of the 4x100m-relay team. After a sluggish start to the 2001 Telstra Grand Prix Series, Lauren was just outside her 100m best at the Telstra Nationals, as she claimed her second open National sprint double. At the 2001 World Championships she progressed to the semi finals in the 200m. (Dec 2001)

CLINTON HILL

Date of Birth: 19 April 1980
Occupation: Student
Height: 188cm
Weight: 77kg
State: NSW
Coach: Paul Laurendet
Scholarship: NSW
Club: Bankstown Sports
Place of Birth / Residence: Johannesburg RSA/ Ryde
Marital Status: Single
Gender: Male

AUSTRALIAN CHAMPIONSHIPS:

400 metres '99 - 3rd (U20), '01 - 5th

INTERNATIONAL CHAMPIONSHIPS:

East Asian Games: '01 - 400m 3rd 45.54

World University Games: '01 - 400m 2nd, 4x400m 4th

PROGRESSION:

400m	1997/98	48.33
	1998/99	47.83
	1999	47.76
	2000	47.02
	2001	45.54

EVENTS / PBS:

200m	2001	21.76
400m	2001	45.54
800m	1998	1:52.20

Interesting Facts:

Job prospects brought Clinton and his family from South Africa to Australia. They arrived on 1 January 1997 and Clinton became an Australian citizen on 5 June 2000. While in South Africa he was selected to trial for the Crystal Palace soccer team in England.


Media Comment:

Clinton has made steady progress over the last five years, since arriving from South Africa. The Australian All Schools U20 400m and 800m champion in December 1998, concentrated on the shorter event last season and was rewarded with a fifth placing at the nationals and selection in the Australian team for the East Asian Games. Hill made a major breakthrough when he placed third at the East Asian Games in a sensational time of 45.54. This time moved him to No 11 on the Australian all-time list. He proved this result was no fluke with a silver medal in the World University Games in the 400m having endured four rounds. He then helped the 4x400m relay to fourth. Clinton then dashed back to Brisbane where he ran the 400m and 4x400m relay at the Goodwill Games, before travelling to Yokohama in Japan where he anchored the Australian Swedish relay team (100/200/300/400) and ran along side Michael Johnson in his final ever race. (Dec 2001)



STEVEN HOOKER

Date of Birth: 16 July 1982
Occupation: Student
Height: 187 cm
Weight: 76 kg
State: VIC
Coach: Mark Stewart
Previous Coach: Wes Windsor
Scholarship: VIS
Club: Box Hill
Place of Birth / Residence: Melbourne VIC
Marital Status: Single
Gender: Male



AUSTRALIAN CHAMPIONSHIPS:

Pole Vault '00(OGT) '6th, '01-1st (U/20), 4th

INTERNATIONAL CHAMPIONSHIPS:

World Junior Championships: '00 - Pole Vault - 4th

PROGRESSION:

Pole Vault	1999	5.00m
	2000	5.20m
	2001	5.30m

EVENTS / PBS:

Pole Vault	2001	5.30m
------------	------	-------

Interesting Facts:

Steven played Australian Rules to a high level before focusing on pole vault. His mother Erica Hooker nee Nixon was a 1972 Olympian and a Commonwealth Games long jump silver medallist. She also won 9 National titles. His father, Bill, represented Australia in the 400m, 400m hurdles, 800m and 4x400m. He also won four National titles.

Media Comment:

Steven secured a place in the team for the 2000 World Juniors with a fourth placing in the Telstra Olympic trials in August 2000. He departed for the World Juniors with a best of 5.10m, which he matched in the qualifying round in Santiago. Steven competed very well in the final, clearing 5.20m on his first attempt, but a first-attempt miss at 5.00m, cost him the bronze medal as places third to seventh were separated on countback. In March 2001, Steven claimed the Australia U20 title, with a personal best vault of 5.30m. (Dec 2001)

KYM HOWE

Date of Birth: 12 June 1980

Occupation: Athlete / Student

Height: 177cm

Weight: 66kg

State: WA

Coach: Alex Parnov

Previous Coach: Steve Rippon

Scholarship: WAIS

Club: Curtin Athletic Club

Place of Birth / Residence: Perth WA

Marital Status: Single

Gender: Female

AUSTRALIAN CHAMPIONSHIPS:

Pole Vault '98 - 2nd (U20), '99 - 2nd (Open & U20), '00 - 4th

INTERNATIONAL CHAMPIONSHIPS:

World Junior Championship: '98 - 11th

East Asian Games: '01 - 3rd (4.05m)

PROGRESSION:

Pole Vault	1997	3.50m
	1998	3.80m
	1999	4.16m
	2000	4.20m
	2001	4.20m

EVENTS / PBS:

Pole Vault	2002	4.40m
------------	------	-------

Interesting Facts:

Prior to entering athletics Kym was a member of the Junior WA Gymnastics team between 1992 and 1995. She has a pet, Golden Cocker Spaniel dog. In Perth Kym trains with one of the leading pole vault squads in the world. Under coach Alex Parnov, the squad includes: where she Emma George, Dmitri Markov and Paul Burgess.

Media Comment:

A finalist in the inaugural World Junior pole vault, Kym made her senior international debut at the East Asian Games where she won bronze. Kym is now a consistent 4.20m vaulter in strong contention for the 2002 Commonwealth Games team. (Dec 2001)

JANE JAMIESON

Date of Birth: 23 June 1975
Occupation: Athlete
Height: 170 cm
Weight: 60 kg
State: NSW
Coach: Rudolf Sopko
Previous Coach: Don Brodie
Scholarship: New South Wales Institute of Sport
Club: Asics West
Place of Birth / Residence: Sydney / St Ives, Sydney
Marital Status: Single
Gender: Female



AUSTRALIAN CHAMPIONSHIPS:

High Jump: '98 - 3rd
 Long Jump: '98 - 2nd, '99 - 3rd
 Javelin: '99 - 1st
 Heptathlon: '93 - 1st (U18), '94 - 1st (U20), '95 - 1st, '96 - 1st, '98 - 1st, '98(CGT) - 1st, '00(OGT) - 1st, '01 - 1st

INTERNATIONAL CHAMPIONSHIPS:

Commonwealth Games: '98 - Heptathlon - 2nd
 Olympic Games: '96 - Heptathlon - 20th, '00 - Heptathlon - 10th
 World Championships: '95 - Heptathlon - 14th, '99 - Heptathlon - DNF
 World Indoor Championships: '99 - Pentathlon - 5th
 World Junior Championships: '94 - Heptathlon - 10th
 World University Games: '95 - Heptathlon - 1st, '97 - DNF, '01 - 1st

PROGRESSION:

Heptathlon	1990	4995points
	1991	5067points
	1992	4697points
	1993	5445points
	1994	5468points
	1995	6133points
	1996	6275points
	1998	6354points
	2000	6227points
	2001	6070points

EVENTS / PBS:

100m Hurdles	1998	13.88
200m	1998	24.43
800m	1995	2:14.68
Heptathlon	1998	6354points
High Jump	1995	1.86
Javelin Throw	1998	49.19
Long Jump	1998	6.47
Shot Put	1998	14.69

Interesting Facts:

Jane has suffered from various injuries during her career however on limited preparation she is still always capable of compiling competitive scores. Her nickname is 'Jammo' and her lifetime superstition has been to always put her left shoe on before her right shoe.

Media Comment:

Jane performed outstandingly at the Gothenburg World Championships in 1995 to finish with a PB and 14th place. From there she went on to win the heptathlon gold medal at the 1995 World University Games in Japan. Improved again at the 1998 Commonwealth Games to produce a personal best and win a well deserved silver medal. She is ranked third behind another Jane (Flemming) and 1984 Olympic gold medallist Glynnis Nunn-Cearns on the Australian All-Time lists. Jane improved at her second Olympics finishing 10th overall with 6,104pts at the Sydney Games. Unfortunately a hamstring injury forced Jane to withdraw from the 2001 World Championships, but she recovered sufficiently to win the World University Games title and place sixth at the Goodwill Games. Jane is compiling an outstanding career record and now has top 10 finishes at Olympics, Commonwealths, World Uni, World Juniors and World Indoors. Jane has won individual National medals in the Long Jump, High Jump and Javelin. (Dec 2001)

SARAH JAMIESON

Date of Birth: 24 May 1975
Occupation: Intensive Care Technician / Athlete
Height: 172 cm
Weight: 58 kg
State: VIC
Coach: Chris Wardlaw
Previous Coach: Peter Fortune
Scholarship: VIS
Club: Essendon
Place of Birth / Residence: Perth/Melbourne
Marital Status: Single
Gender: Female



AUSTRALIAN CHAMPIONSHIPS:

800 metres: '93 - (U18 & U20) - 1st, '94 - U20 - 5th
1500 metres: '93 - (U18 & U20) - 1st, '94 - 3rd Aust, '96 - 5th (4th Aust.), '99 - 1st, '00 - 3rd (2nd Aust.)

INTERNATIONAL CHAMPIONSHIPS:

Olympic Games: '00 - 1500m - Heat
World Junior Championships: '94 - 800M - heat, 1,500m - heat
World University Champs: '99 - 1500m - 4th

PROGRESSION:

800m	1992	2.08.55
	1993	2.06.2
	1994	2.05.97
	1999	2.05.27
	2000	2.05.84
1500m	1992	4.26.02
	1993	4.21.56
	1994	4.19.9
	1999	4.12.89
	2000	4.06.09
	2001	4:19.72
3000m	2000	9:02.78

EVENTS / PBS:

1500m	2000	4:06.09
-------	------	---------

Media Comment:

1994 World Junior representative who has overcome a period of injury to place fourth over 1500m in the 1999 World University Games. She continued to excel in 2000 with a personal best and a strong rivalry with young guns Georgie Clarke and Benita Willis. Finishing third at the Telstra Athletics Trials Sarah was selected on the Australian team to contest the 1500m at the Sydney Olympics where she placed 11th in her heat. (Dec 01)

PATRICK JESSER

Date of Birth: 11 June 1981
Occupation: Athlete
Height: 179 cm
Weight: 74kg
State: SA
Coach: Alan Launder
Previous Coach: Alex Parnov
Scholarship: SASI
Club: Salisbury
Place of Birth / Residence: Adelaide
Marital Status: Single
Gender: Male



AUSTRALIAN CHAMPIONSHIPS:

Pole Vault: '97 - 2nd (U16), '97 - 2nd (U18), '98 - 1st (U18), '00 - 1st (U20)
 Javelin: '98 - 4th (U18)

INTERNATIONAL CHAMPIONSHIPS:

Sth Africa V's Aust Test: '00 - 4th
 World Junior Championships: '00 no height

PROGRESSION:

Pole Vault	1995	2.60m
	1996	4.00m
	1997	4.75m
	1998	4.85m
	1999	4.80m
	2000	5.40m

EVENTS / PBS:


Pole Vault	2000	5.40m
------------	------	-------

Media Comment:

After winning the U20 national title in Stadium Australia in 2000 with a personal best Patrick was selected in the Australian team for the Test Match against Sth Africa. Patrick finished 4th with a leap of 5.00m. He improved even more and produced another p.b of 5.40m to finish second at the 2000 Athletics Trials, but unfortunately no-heighted in the qualifying round at the World Junior Championships. (Dec 2001)

PATRICK JOHNSON

Date of Birth: 26 September 1972
Occupation: Administration Officer / Athlete
Height: 177 cm
Weight: 73 kg
State: ACT
Coach: Esa Peltola
Scholarship: Australian Institute of Sport
Club: Australian Institute of Sport
Place of Birth / Residence: Cairns QLD / Canberra ACT
Marital Status: Single
Gender: Male



AUSTRALIAN CHAMPIONSHIPS:

100 metres: '97 - 2nd, '99 - 3rd, '00 - 2nd, '00 (OGT) - 2nd, '01 - 2nd
 200 metres: '97 - 2nd, '98 - 3rd, '99 - 2nd, '00 (OGT) - 3rd, '01 - 1st

INTERNATIONAL CHAMPIONSHIPS:

Olympic Games: '00 - 100m - 2nd Round, 200m - (QF), 4x100m - DQ
 World Championships: '97 - 200m - heat
 World University Games: '97 - 100m & 200m - Injured, '99 - 200m - 6th

PROGRESSION:

100m	1997	10.39
	1998	10.43
	1999	10.17
	2000	10.10
	2001	10.25
200m	1997	20.54
	1998	20.80
	1999/00	20.68
	2001	20.52

EVENTS / PBS:

100m	2000	10.10
200m	2001	20.52

Interesting Facts:

As a 17-year-old Patrick was awarded a scholarship to St. Pauls College, Moss Vale, an international boarding college where the majority of students were from Asia and he eventually learnt to speak Cantonese. He went on to study Human Rights and Asian Studies at the Australian National University. A budding diplomat, who has qualifications in foreign affairs, Patrick is also proficient in a number of languages.

Media Comment:

Patrick was raised on a fishing trawler in North Queensland and lived a nomadic lifestyle in his childhood for 17 years. His Aboriginal mother died in a car crash when he was two and his Irish father, Patrick Snr, raised him. He started athletics in October 1996 at the Australian University Games in Canberra, and won the 100m wearing spikes for the first time. After declining rugby league contracts, he competed and beat the great Carl Lewis and Australia's best in 1997. Had a great season in 2000 with a competitive rivalry with Matt Shirvington setting the fastest 100m time (10.10) ever by an Australian on home soil at the Melbourne Track Classic. Strong performances at the Telstra Athletics Trials confirmed Patrick's place at the 2000 Olympics where he was fifth in his 100m quarter final, seventh in his 200m quarter final and was a member of the 4x100m relay that was disqualified in the semi final. Enjoyed another strong domestic season in 2001, including winning his first open Australian title and clocking a 200m personal best (20.52). Prepared for the World Championships in Europe with a best 100m time of 10.35 in Lucerne, but unfortunately had to withdraw from the World Championships team with a stress fracture. (Dec 2001)

LACHLAN JONES OAM

Date of Birth: 4 March 1977
Occupation: Athlete
Height: 177cm
Weight: 60kg
State: VIC
Coach: Greg Jones
Scholarship: VIS
Club: Wheelchair Sports Victoria
Place of Birth / Residence: Preston VIC/East Brunswick VIC
Marital Status: Single
Gender: Male



INTERNATIONAL CHAMPIONSHIPS:

Paralympics: '96 - 100m 1st (T33) '00 - 400m Finalist (T52)
 IPC World Championships: '98 - 200m 1st, 400m 1st
 CP World Championships: '01 - 100m 1st, 200m 1st, 400m 1st, 800m 1st

PROGRESSION:

100m	1995	25.60
	1996/97	19.90
	1998/99	19.25
	2000	18.95
	2001	18.75

EVENTS / PBS:

100m	2001	18.75
200m	2001	34.01
400m	2001	1:03.77
800m	2001	2:12.84

RECORD(S):

World & Australian Records: 100m, 200m, 400m & 800m

Interesting Facts:

Lachlan's career highlight is winning Gold in Atlanta, 1996. His hobbies include sailing, snow skiing and listening to good Aussie music like Midnight Oil. 'Lachy's' second cousin is the highly rated James Hird of Essendon, although his sports idols are fellow Paralympians Greg Smith and Brian McNicholl. He received an OAM for services to sport in 1996, the Leader Newspaper Sportstar of the Year and the Victorian Disabled Athlete of the Year in 1997 and has been an Australia Day Ambassador from 1997 to 2000. His father and coach, Greg, wrote a book about their life and experiences together titled "Walk a Crooked Mile".


Media Comment:

DISABILITY CLASSIFICATION: T33/T52 (Severe to moderate quadriplegia ~ athletes are usually able to functionally propel a manual wheelchair)

Originally, he started his sporting career as a weightlifter becoming the Australian Champion in 1994 in the 51kg class. His change to the track has paid great dividends with success in many international competitions. Over the past, year Lachlan has continued to show steady improvement. He has been forced to switch from his T33 Cerebral Palsy Class to the more functional T52 Quadriplegic class (Some Triceps). His focus is on gaining level 'A qualifiers' for the World Championships in France 2002. After winning Gold in Atlanta in the 100m he has broken and re-broken the World Record on a number of occasions lowering his personal best time from 25.60 to 18.75. (Nov '01)

RHYS JONES

Date of Birth: 19 March 1981
Occupation: Athlete
Height: 195 cm
Weight: 140kg
State: QLD
Coach: Chris Nunn
Previous Coaches: Justin Anlezark, Chris Pritchard
Scholarship: AIS
Club: Glennie
Place of Birth / Residence: Townsville QLD/Canberra ACT
Marital Status: Single
Gender: Male



AUSTRALIAN CHAMPIONSHIPS:

Shot Put: '98 - 2nd (U20), '99 - 1st (U20), '00 - 1st (U20), - 8th, '00 (OT) - 4th, '01 - 4th

INTERNATIONAL CHAMPIONSHIPS:

World Junior Championships: '98 - Shot Put - 12th, '00 - 8th
East Asian Games: '01 - Shot 4th (17.71)

PROGRESSION:

Shot Put	1998	20.77 (5kg)
	2000	17.80
	2001	18.23

EVENTS / PBS:

Shot Put	2001	18.23
----------	------	-------

Interesting Facts:

The Darling Downs Junior Sports Star of the Year for 2000, Rhys enjoys reading, Rugby Union, monopoly and playing croquet. His friends have given him the following nicknames: Yabbie, Wookie, Bear and Joomby. Before competition he claims that he eats five chickens. Until he relocated to the AIS Rhys was coached by Australia's national senior shot put champion and Olympian Justin Anlezark, who won the silver medal at the 1996 World Juniors in Sydney.

Media Comment:

Rhys has been a very successful teenager, twice making the World Junior shot put final. Rhys threw his personal best in the qualifying round at the 2001 Telstra Nationals, going on to place fourth in the final. Selected for his international debut in 2001, he placed fourth at the East Asian Games. In mid-2001, he relocated to the AIS. (Dec 2001)

MELANIE KLEEBERG

Date of Birth: 27 December 1981
Occupation: Student
Height: 172 cm
Weight: 53 kg
State: QLD
Coach: Cliff Mallett
Scholarship: QAS
Club: University of Queensland
Place of Birth / Residence: Berlin GER / Brisbane QLD
Marital Status: Single
Gender: Female

AUSTRALIAN CHAMPIONSHIPS:

100 metres: '00 - 6th (U20)

INTERNATIONAL CHAMPIONSHIPS:

World Junior Championships: '00 - 100m - SF, 200m - 7th, 4x100m - 5th

PROGRESSION:

100m	1997	12.10
	1998	12.10
	1999	12.01
	2000	11.77
	2001	12.06
200m	1997	25.00
	1998	24.90
	1999	24.60
	2000	23.91
	2001	23.91

EVENTS / PBS:

100m	2000	11.77
200m	2000	23.91

Interesting Facts:

Melanie's nicknames are Mel and Mellie. Her interests outside of athletics include dancing, going out, meeting friends, going to the beach and watching movies. Melanie is also into relaxation techniques before competing including autogenic training.

Media Comment:

Melanie finished as the first junior across the line over 200m at the 2000 Athletics Trials, after improving her performances since the Nationals in February where she placed sixth in the U20 100m final. Selected in the team for the 2000 World Junior Athletics Championships in Santiago, Chile, Melanie finished eighth in her 100m semifinal, seventh in the 200m final and was a member of the 4x100m relay that placed fifth. Injury and illness kept Melanie off the track for most of 2001, but she is now back in training and running well. (Dec 2001)

NORMA KOPLICK

Date of Birth: 6 September 1973

Occupation: Pensioner

Height: 160cm

Weight: 90kg

State: QLD


Coach: Brett Jones

Club: University of Queensland

Place of Birth / Residence: Ipswich QLD/Brisbane QLD

Marital Status: Single

Gender: Female



INTERNATIONAL CHAMPIONSHIPS:

Paralympics: '00 - Javelin 2nd

IPC World Championships: '98 - Shot Put 8th

INAS-FID World Championships: '97 - Javelin 1st, Discus 1st, Shot Put 2nd '99 - Javelin 1st,
Discus 2nd '01 - Javelin 2nd, Discus 3rd

EVENTS / PBS:

Discus Throw	2001	31.91m
Javelin Throw	2000	33.93m
Shot Put	2000	9.21m

RECORD(S):

Australian Record: Javelin, Discus

Interesting Facts:

Norma enjoys music, games and talking. Her favourite movie is Dirty Dancing and believes her worst habit is biting her fingernails.

Media Comment:

DISABILITY CLASSIFICATION: F20 (Intellectual Disability)

Norma was named as the 1998/99 Ipswich Sports Person of the Year for the Australia Day Awards before being given the key to the City in 2000 after her outstanding performance of winning a silver medal in the javelin. She claimed yet another honour when she took out the 2000/01 Club Champion Award for the Ipswich Athletics Club. (Nov '01)

TANYA KROME

Date of Birth: 7 July 1972

Height: 181cm

Weight: 110kg

State: QLD

Coach: Brett Jones & Mike Phillips

Club: Sporting Wheelies & Disabled, QLD

Place of Birth / Residence: Nambour QLD/Yandina QLD

Marital Status: Single

Gender: Female

INTERNATIONAL CHAMPIONSHIPS:

Paralympics: '00 - Javelin 4th, Shot Put 4th

INAS-FMH World Championships: '99 - Discus 3rd, Shot Put 4th, Javelin 7th

IPC World Championships: '98 - Shot Put 5th

PROGRESSION:

Discus Throw	1999	25.31m
	2000	27.39m
Javelin Throw	1999	23.76m
	2000	27.70m
Shot Put	1999	9.39m
	2000	10.32m

EVENTS / PBS:

Discus Throw	1999	27.39m
Javelin Throw	1999	27.70m
Shot Put	2000	10.32m

RECORD(S):

Australian Record: Shot Put

Interesting Facts:

Tanya rates competing in the 2000 Paralympics and being a torchbearer are two of her biggest highlights. She really enjoys her sport as well as helping children with their sport, and hopes to work in this field. She enjoys cycling and swimming and her hobbies include collecting stamps, coins, phone cards and hatpins.

Media Comment:

DISABILITY CLASSIFICATION: F20 Intellectual Disability

Tanya received an Australian Sports Medal in 2000. At the IPC World Championships, Tanya finished fifth in the shot put. At the Sydney 2000, Paralympics Tanya finished fourth in both the shot put and javelin. During 2001 at the World Championships for athletes with an intellectual disability she improved to finish fourth as well as placing third in the discus and seventh in the javelin. (Dec '01)

ALISON LEVER

Date of Birth: 13 October 1972
Occupation: Primary School Teacher
Height: 182 cm
Weight: 85 kg
State: QLD
Coach: Scott Murphy
Previous Coaches: John Zanfi, Tom Hancock
Scholarship: Queensland Academy of Sport
Club: University of Queensland
Place of Birth / Residence: Manchester GBR / Brisbane QLD
Marital Status: Single
Gender: Female



AUSTRALIAN CHAMPIONSHIPS:

Discus: '92 - 1st, '93 - 3rd, '94 - 2nd, '96 - 4th, '97 - 3rd, '98 - 3rd, '98(CGT) - 3rd, '99 - 2nd, '00 - 1st, '00(OGT) - 2nd, '01 - 1st

INTERNATIONAL CHAMPIONSHIPS:

Commonwealth Games: '94 - Discus - 9th, '98 - 3rd

Olympic Games: '00 - Discus - qual. round

World Championships: '99 - Discus - qual. round, '01 - Discus - qual. round

PROGRESSION:

Discus Throw	1991	49.10m
	1992	50.58m
	1993	55.22m
	1994	57.40m
	1995	52.38m
	1996	57.30m
	1998	62.24m
	1999	63.07m
	2000	63.73m
	2001	63.25m
Shot Put	2000	13.50m

EVENTS / PBS:

Discus Throw	2000	63.73m
--------------	------	--------

Interesting Facts:

When not in the throwing circle Alison enjoys adventure and outdoor activities combined with reading and travelling. She was the 1999 Australian Grand Prix Series Female Athlete of the Year.

Media Comment:

Alison is a developing Queensland discus thrower who has consistently improved since 1995, and capped off a great 2000 domestic season with her first national title and a new PB ahead of fellow QLDer Lisa-Marie Vizaniari. After a number of years throwing in the mid to high 50's, Alison broke through in 1998, raising her personal best by nearly five metres to 62.24m. Competing in her second Commonwealth Games in 1998, she claimed the bronze medal with a throw of 59.80m. One of her finest performances was at the 2000 Australian Athletics Championships when she defeated Australia's Olympic and World Championship finalist Lisa-Marie Vizaniari and New Zealand's 1997 World Champion, Beatrice Faumuina, with a lifetime best of 63.73m. Ranked No.22 in the world in 2000, Alison threw 59.58m in the qualifying rounds at the Olympics, but missed qualifying for the final. At the 2001 Telstra Nationals, she retained her National title and at the 2001 World Championships failed to qualify for the final. (Dec 2001)

TAMSYN LEWIS

Date of Birth: 20 July 1978
Occupation: Student / Athlete
Height: 173 cm
Weight: 58 kg
State: VIC
Coach: Self
Previous Coaches: Peter Fortune, Neville Sillitoe
Scholarship: Victorian Institute of Sport
Club: Bayside Sandringham
Place of Birth / Residence: Melbourne VIC
Marital Status: Single
Gender: Female



AUSTRALIAN CHAMPIONSHIPS:

100 metres: '94 - 1st (U16)
 200 metres: '94 - 1st (U16)
 400 metres: '94 - 1st (U20), '95 - 1st (U20)
 800 metres: '98 - 1st, '98 (CGT) - 1st, '99 - 1st, '00 - 1st, '00 (OGT) - 1st, '01 - 1st

INTERNATIONAL CHAMPIONSHIPS:

Commonwealth Games: '94 - 4x400m DNC, '98 - 800m - 6th, 4x400m - 1st
 Olympic Games: '00 - 800m - (SF), 4x400m - 5th
 World Championships: '99 - 4x400m - 6th (ran heat only), 800m - heat, '01 - 800m - semi final
 World Cup: '98 - 800m - 8th, 4x400m - 6th
 World Indoor Championships: '99 - 800m - semi, 4x400m - 2nd, '01 - 800m - semi
 World Junior Championships: '94 - 400m - 6th, '96 - 400m - semi, 4x100m - 6th, 4x400m - 3rd

PROGRESSION:

200m	2000	24.16
400m	1993	54.84
	1994	52.90
	1995	53.01
	1996	54.34
	1998	52.60
	1999	52.58
800m	2000	51.51
	2001	53.07
	1998	2:01.71
	1999	2:00.95
	2000	1:59.21
	2001	2:00.86

EVENTS / PBS:

400m	2000	51.51
800m	2000	1:59.21

RECORD(S):

Australian U16 record - 400m - 52.90
 Australian record - 4x400m - 3:23.81

Interesting Facts:

Tamsyn's nickname is "Whatty". She has impeccable pedigree with mother, Carolyn Wright, and father, Greg Lewis, both Australian athletic representatives. Carolyn won seven Australian high jump titles (including 17 medals) and competed at the 1962 Commonwealth Games and 1967 Pacific Conference Games. Greg won six national sprint titles (18 medals) and competed at Olympics, Commonwealth Games, Pacific Conference Games and World Uni Games between 1967 and 1974. Tamsyn enjoys watching her boyfriend, Leigh Colbert, playing with Kangaroos FC and catching up with family and friends.

Media Comment:

Tamsyn was the youngest member of the Commonwealth Games team in 1994 at age 16. World Junior finalist over 400m in 1994, Tamsyn has stepped up to 800m with outstanding results. She has her sights set on taking the Australian 800m record of Charlene Rendina set in 1976. Tamsyn is still very proficient over 400m and was part of the silver medal 4x400m team at the 1999 World Indoors. Tamsyn enjoyed success in her build up to the Olympic Trials with a third placing at the Lausanne Grand Prix in July 2000 clocking 2:00.19 behind '99 World Champion Ludmila Formanova in 1:59.94. After a successful win at the Telstra Athletics Trials Tamsyn was selected to represent Australia at her first Olympics in the 800m and 4x400m relay. At the Sydney Games Tamsyn placed fourth in her semi-final of the 800m and joined with Freeman, Gainsford-Taylor and Peris-Kneebone to finish fifth in the final of the 4x400m setting a new Australian record of 3:23.81. Tamsyn won her fourth consecutive Australian 800m title in March 2001. This was the 17th title and 39th open National medal won by the Lewis family. A sluggish preparation for the 2001 World Championships was turned around with a seasonal best of 2:00.86 in the heat in Edmonton, where she progressed to the semi finals finishing seventh. (Dec 2001)

JOHN LINDSAY (OAM)

Date of Birth: 29 January 1970
Occupation: Personal Trainer
Height: 157cm
Weight: 54kg
State: VIC
Coach: Dr. Ann Quinn
Scholarship: VIS
Club: Wheelchair Sports Victoria
Place of Birth / Residence: Cheltenham VIC/Patterson Lakes VIC
Marital Status: Single
Gender: Male



INTERNATIONAL CHAMPIONSHIPS:

Paralympics: '88 - 100m 6th, 200m 9th, 400m 12th '92 - 100m 2nd, 200m 1st, 400m 3rd, '96 - 100m 1st, 200m 2nd, 400m 3rd, '00 - 100m 1st, 200m 3rd, 4x100m 2nd
 World Championships: '86 - 100m 1st, 200m 2nd, 400m 3rd '87 - 100m 2nd, 200m 1st, 400m 3rd, 4 x 100m 3rd '91 - 100m 1st, 200m 3rd '94 - 100m 2nd, 200m 3rd '98 - 100m 2nd, 200m 2nd

PROGRESSION:

100m	1988-91	17.88
	1992-95	15.49
	1996-98	15.19
200m	1999-01	15.17
	1988-91	33.40
	1992-97	27.45
400m	1998-00	26.97
	2001	27.03
	1988-95	1:05.41
	1996-00	52.92
	2001	52.18

EVENTS / PBS:

100m	1999	15.17
200m	1998	26.97
400m	2001	52.18

RECORD(S):

Australian Record: 100m, 200m & 400m

Interesting Facts:

Favourite quote: "It's not your disability - It's your ability that counts". In 1996, The City of Kingston named a reserve after John as well as being named the VIS Athlete with a disability. Other awards he has received include the 1994 Caltex Sport Star of Victoria and in 1992, he received an Order of Australia. John is currently working in the fitness industry as a professional coach and personal trainer.

Media Comment:

DISABILITY CLASSIFICATION: T53 Wheelchair (Paraplegia affecting lower limbs and trunk)

He has been to 5 World Championships and 4 Paralympics, never missing out on a medal. John has the impressive record of having the trifecta of medals at three different Paralympic Games. At the 1992 Paralympics Games, he won silver in the 100m, gold in the 200m and a bronze in the 400m and at the 1996 games in Atlanta, he won gold in the 100m, silver 200m and bronze 400m. John again represented Australia at the Sydney 2000 Paralympic Games where he won gold in the 100m, silver in the 4x100m and a bronze in the 200m events. He is now aiming at his 5th Paralympic Games in Athens in 2004. (Nov '01)

LISA LLORENS (OAM)

Date of Birth: 17 January 1978
Occupation: Volunteer
Height: 170cm
Weight: 60kg
State: ACT
Coach: Rob Hathaway
Previous Coach: Chris Nunn
Scholarship: AIS
Club: Western Creek
Place of Birth / Residence: Canberra ACT/Chapman ACT
Marital Status: Single
Gender: Female



INTERNATIONAL CHAMPIONSHIPS:

Paralympics: '96 - Long Jump 1st, 200m 3rd'00 - 200m 1st, High Jump 1st, Long Jump 1st, 100m 2nd
 IPC World Championships: '98 - 100m 1st, Long Jump 1st, High Jump 1st
 INAS-FID World Championships: '01 - 100m 2nd, 200m 7th,
 Long Jump 6th

PROGRESSION:

100m	1997	12.90
	1998/99	12.65
	2000	12.42
200m	1997	27.04
	1998	26.54
	1999	26.16
	2000	25.01
High Jump	1997	1.48m
	1998-00	1.55m
Long Jump	1997	5.24m
	1998/99	5.29m
	2000/01	5.43m

EVENTS / PBS:

100m	2000	12.42
200m	2000	25.01
High Jump	1998	1.55m
Long Jump	2000	5.43m

RECORD(S):

World & Australian Record: 100m, 200m, High Jump & Long Jump

Interesting Facts:

Lisa is currently sponsoring a Cheetah in a wildlife park in Oregon, USA. Ironically nick named "Cheetah", her sponsor is her role model because Cheetahs are the fastest animals on earth. She hopes to compete in 2004 Paralympics and she likes surfing and doing gymnastics. Before each event, she goes through a ritual of listening to tapes and watching videos. She has achieved the award of being the ACT Sportstar of the Year in '97 as well as the 1997 ACT Young Citizen of the Year and in the same year received an Order of Australia Medal. She recommends to junior athletes to "Find a dream and follow it".

Media Comment:

DISABILITY CLASSIFICATION: T20/F20 Intellectual Disability

Lisa has continued her amazing record at international competitions. Since winning her first Paralympic Gold in Atlanta and then winning 3 Gold at the 1998 World Championships she has broken many Australian and World Records. At the 1998 ACT State Championships, she won Gold in the High Jump. In the Sydney 2000 Paralympic Games, she won 3 Gold and Silver winning gold in the 200m, long jump and high jump and silver in the 100m. At the 2001 INAS-FID World Championships in Tunisia, she won a silver medal in the 100m in very difficult conditions. (Dec '01)

HAMISH MACDONALD (OAM)

Date of Birth: 19 August 1974

Occupation: Student

Height: 174cm

Weight: 74kg

State: ACT

Coach: Chris Nunn

Previous Coaches: Shane Clarridge, Michelle Parker, Scott Goodman

Scholarship: AIS

Club: Combined Universities

Place of Birth / Residence: Melbourne VIC/Watson ACT

Marital Status: Single

Gender: Male



INTERNATIONAL CHAMPIONSHIPS:

Paralympic Games: '92 - 100m 6th, 200m 6th '96 - Shot Put 1st, Discus 4th'00 - Discus 4th

IPC World Championships: '94 - 400m 1st '98 - Shot Put 3rd

PROGRESSION:

Discus Throw	1996-99	27.34
	2000/01	29.90
Shot Put	1998	9.06
	1999	10.03
	2000	10.87

EVENTS / PBS:

Discus Throw	2000	29.90m
Shot Put	2000	10.87m

RECORD(S):

World & Australian Record: Shot Put (F34)

Australian Record: 200m (F35)

Interesting Facts:

Hamish has been the co-captain of the Australian team at both the 1998 World Championships and the Sydney 2000 teams. He is a member on the IPC Athletes committee as well as being a United Nations Goodwill Sporting Representative. 'H', 'The Hamster' or 'H-Bat' to his closest friends enjoys the piano, hiking, camping, travelling and going to live concerts. He was named the 1996 Northern Territory Sportsman of the Year after winning a gold medal at the Atlanta Paralympic Games in the shot put in a World Record performance. In 1996, he was also awarded the Order of Australia Medallion and in 1999 was a co-winner of the Edward 'Weary' Dunlop Memorial Award. He received an Australian Sports Medal in 2000 and was a member of the Board of Directors of the Sydney 2000 Olympic Humanitarian Assistance Program (Olympic Aid).


Media Comment:

DISABILITY CALSSIFICATION: F34/T35 Cerebral Palsy (Wheelchair racers or seated throwers with:moderate to severe problems in lower limbs or minimal control problems in upper limbs and trunk)

Hamish has been a scholarship holder in the Australian Institute of Sport (AIS) Athletes with a Disabilities program since 1994. He is one of the most respected athletes in the AWD program and was a joint vice-captain of the 2000 Paralympic Team. As a schoolboy he was a competitor in the Australian Bench Press titles, and then first represented Australia at the Paralympic Games in Barcelona in 1992. He won a gold medal in the 400m in a world record time in the 1994 Berlin World Championships before turning his attention to field events. His best performance has been in the F34 seated Shot Put for which he currently holds the World record of 10.82m. (Nov '01)

CLINTON MACKEVICIUS

Date of Birth: 9 February 1978
Occupation: Landscaper
Height: 180 cm
Weight: 70kg
State: VIC
Coach: Dick Telford
Previous Coach: Dave Rundle
Club: Old Scotch Collegians
Place of Birth / Residence: Paddington, Sydney/Essendon, Melbourne
Marital Status: Single
Gender: Male



AUSTRALIAN CHAMPIONSHIPS:

1500 metres: '94 AAS 1st (U17), '98 - 8th, '99 - 10th, '00 - 3rd, '00 (OT) - 4th, '01 - 1st
 3000 metres: '94 1st (U17 AAS)
 5000 metres: '95 - 3rd (U20), '95 - 2nd (U19 AAS), '97 - 2nd (U20)
 Cross Country: '94 - 1st (U18), - 1st (U17 AAS), '95 - 1st (U20 AAS)

INTERNATIONAL CHAMPIONSHIPS:

Aus V NZ Trans Tasman Test: '01 - Mile 2nd (4:05.86)
 World Junior Cross Country: '95 - 68th, '97 - 76th
 East Asian Games: '01 - 1st (3:44.87)

PROGRESSION:

1500m	1997	3:45.01
	1999	3:45.34
	2000	3:41.71
	2001	3:41.74

EVENTS / PBS:

1500m	2000	3:41.71
3000m	2001	7:58.42
Mile	2001	4:00.42

Interesting Facts:


Raised in Newcastle, Clinton was very successful at his hobby of surfing, reaching semis at National Junior Surf Championships. He was also a winger in Newcastle Junior Rugby League teams. He has suffered a number of injuries including three stress fractures, an achilles injury and groin tear. A very creative person, Clinton's hobbies are creative arts and environmental design. Clinton burst onto the scene in his late teens with placings at the Australian All Schools Cross Country and Track and Field Championships. Originally a resident of Newcastle, he moved to Canberra, where he started university. In early 2001 he relocated to Melbourne.

Media Comment:

In August 1994 an unknown Newcastle distance runner claimed the Australian U18 Cross Country Championships and within four months had won another three national junior cross country and track titles. In early 1995, Clinton made his first Australian team when he was selected to compete in the junior event at the World Cross Country Championships in Durham. Throughout the '90s, although slowed by occasional injuries, he continued to show glimpses of that early potential. In March 2001, he surprised the favourite Youcef Abdi to easily win the open 1500m title. Won the 1500m at the East Asian Games in May 2001 and later discovered he was suffering from a collapsed lung. A stress fracture in late 2001 will delay his start to the 2002 domestic season. (Dec 2001)

DMITRI MARKOV

Date of Birth: 14 March 1975
Occupation: Athlete
Height: 182 cm
Weight: 82 kg
State: SA
Coach: Alex Parnov
Scholarship: Western Australian Institute of Sport
Club: Western Australia Institute of Sport
Place of Birth / Residence: Vitebsk BLR / Perth WA
Marital Status: Married
Gender: Male



AUSTRALIAN CHAMPIONSHIPS:

Pole Vault: '98 - 1st, '99 - disq, '00 - 2nd, '01 - 1st

INTERNATIONAL CHAMPIONSHIPS:

European Indoor Champs: '96 - 1st
 Olympic Games: '96 - 6th, '00 - =5th
 World Championships: '95 - qual. round, '99 - 2nd, '01 - 1st
 World Junior Championships: '94 - 2nd

PROGRESSION:

Pole Vault	1991	4.80m
	1992	5.10m
	1993	5.42m
	1994	5.50m
	1995	5.65m
	1996	5.86m
	1997	5.95m
	1998	6.00m
	1999	5.95m
	2000	5.85m
	2001	6.05m

EVENTS / PBS:

Pole Vault	2001	6.05m
------------	------	-------

RECORD(S):

Australian record - Pole Vault - 6.05m

Interesting Facts:

Dmitri is a stereotypical Aussie who loves the outdoor lifestyle including 4WDing, camping, barbeques and the beach when not training or competing.

Media Comment:

The former Belarussian who soared to sixth place at the 1996 Olympics arrived in Australia in April 1997 with his wife Valentina, Viktor Christiakov, Tatiana Grigorieva and their coach Alex Parnov. He stood down from competing at the 1997 World Championships so he could gain Australian citizenship. In February 1998, Dmitri became only the eighth athlete to clear 6.00m in the pole vault. Finally in May 1999 he was given Australian citizenship as a result of his wife becoming an Australian citizen due to two years continuous residency in Australia. In his first competition as an Australian, he smashed the Australian record with an enormous leap of 5.95m, placing third in the Athens Grand Prix on June 15. Dmitri wore the green and gold of Australia for the first time at the 1999 Seville World Championships and came away with the silver. The Australian record holder and Perth resident trains with Emma George and Paul Burgess. Markov continued to show the world he is a force in the pole vault with a leap of 5.85m and win at the Lausanne Grand Prix in July 2000. He represented Australia at the Sydney Olympics finishing equal fifth with compatriot Viktor Chistiakov with a 5.80m leap. Dmitri won his second Australian championship in March 2001. With the retirement of Sergey Bubka and the absence of No 2 All-Time Maksim Tarasov, the 2001 World Title was up for grabs. With Dmitri's vault of 5.95m in Monaco in July, he assumed the position of favourite for the title. On the rest day between the qualifying and final, Markov stubbed his foot into his bed post which required 10 hours of icing. With his foot still tentative, Markov struggled with his opening height of 5.75m, requiring all three attempts. Successfully over on his final attempt, he then passed until 5.90m. Failure would leave him in 10th position, but he cleared magnificently on his first attempt. But that was only the start of the greatest display of vaulting in a major championships ever witnessed. Markov then cleared 5.95m on his first attempt then 6.05m on his second attempt, breaking the World Championship record of 6.02 (the Olympic record is 5.92m). He then had three unsuccessful attempts at 6.10m (20 feet). Markov's leap moved him to the No 2 vaulter in history and at only 26 years of age he looks as if he will be the athlete to replace Bubka as the world-leading vaulter.

ANDREW MARTIN

Date of Birth: 12 May 1980
Occupation: Student / Athlete
Height: 193cm
Weight: 102kg
State: VIC
Coach: Tom Hancock
Previous Coach: Wal Chisholm
Scholarship: VIS
Club: Glenhuntly
Place of Birth / Residence: Melbourne VIC
Marital Status: Single
Gender: Male

AUSTRALIAN CHAMPIONSHIPS:

Javelin '98 - 2nd (U20), '99 - 1st (U20), '00 - 3rd

INTERNATIONAL CHAMPIONSHIPS:

Olympic Games: '00 - Javelin - DNQ (81.31m)
 World Junior Championships: '98 - 7th (66.20 qr, 66.12 f)

PROGRESSION:

Javelin Throw	1996	52.00m
	1997	55.00m
	1998	69.64m
	1999	73.94m
	2000	84.20m
	2001	74.06m

EVENTS / PBS:

Javelin Throw	2000	84.20m
---------------	------	--------

RECORD(S):

Victorian Open & Under 20 records - Javelin

Interesting Facts:

Prior to competition, Andrew eats yellow glucose snakes. When he is not training "Andy" enjoys reading, listening to music, rollerblading and watching the latest action in car racing. At home Andrew has a pet Labrador X Collie called "Ebony".

Media Comment:

Made a major break through in 1998, improving his personal best by over 14m. Threw well at the 1998 World Juniors, placing seventh in the final despite tearing a tendon of his left elbow and suffering a hairline fracture of his left fibula. Could manage only 73.94m in 1999, but made another amazing break through when just prior to the Olympic trials he threw 84.20m on the Gold Coast. Was again over 80m in the Olympic Trials where his second place secured the silver medal. Threw well in the qualifying round at the Olympics hitting 81.31m, but unfortunately finished 16th and failed to proceed to the final. He was injured during the summer of 2001. (Dec 2001)

SCOTT MARTIN

Date of Birth: 12 October 1982

Occupation: Student

Height: 190 cm

Weight: 115kg

State: VIC

Coach: Gus Puopolo

Previous Coach: Taz Locheart

Scholarship: VIS

Club: Wodonga

Place of Birth / Residence: Wodonga, VIC

Marital Status: Single

Gender: Male



AUSTRALIAN CHAMPIONSHIPS:

Shot Put: '97 - 5th (U16), '99 - 1st (U18), '00 - 2nd (U20), - 9th, '00 (O.T.) - 5th, '01 - 2nd, 1st (U20)

Discus: '97 - 9th (U16), '99 - 4th (U18), '00 - 3rd, (U20), '00 (O.T.) - 6th, '01 - 4th, 1st (U20)

INTERNATIONAL CHAMPIONSHIPS:

Aus v NZ Trans Tasman Test: '01 - Shot - 1st (17.80), Discus - 5th (51.35)

World Junior Championships: '00 - Shot - 11th, Discus - qual. round

World Youth Championships: '99 - Shot - 6th

East Asian Games: '01 - Shot 3rd (18.41), Discus 5th (52.37)

EVENTS / PBS:

Discus Throw	2001	54.90 (2kg)
	2001	56.97(1.75kg)
Shot Put	2001	19.78 (6kg)
	2001	18.41 (7.2kg)

RECORD(S):

Australian: U20 Discus - 56.97 (1.75kg), U20 Shot Put - 19.78 (6kg)

Interesting Facts:

Scott plays bass guitar in a band and enjoys a game of darts when he isn't training. His nickname is "Mendosa" and is coached by seven-time Australian hammer throw champion, Gus Puopolo. Scott lives 300km north of Melbourne.

Media Comment:

Scott made his mark on the international scene finishing sixth at the 1999 World Youth Championships in Poland. Martin claimed a personal best shot put throw of 17.28m and discus throw of 51.19m at the Olympic Trials, gaining selection in the Australian team heading to the IAAF World Junior Championships in Santiago, Chile. Scott was in superb form over the 2000/01 summer season, eventually winning the U20 shot and discus titles and breaking the same Australian records. Although still at school, he was selected in the Australian team for the East Asian Games, where he added 21cm to his shot put best with an 18.41m effort, missing the Australian record by 2cm. Scott did raise the under-20 shot put record (6kg) in one of his last meets as a junior, during the Australian All Schools Championships in December. Scott is one of the best junior combination shot put and discus throwers in Australian history. (Dec 2001)

TIM MATTHEWS (OAM)

Date of Birth: 29 October 1974

Occupation: Customer Service Officer

Height: 177cm

Weight: 58kg

State: VIC

Coach: Steve Gaffney


Scholarship: VIS

Club: South Bendigo Centre

Place of Birth / Residence: Bairnsdale VIC/Melbourne VIC

Marital Status: Single

Gender: Male



INTERNATIONAL CHAMPIONSHIPS:

Paralympic Games: '96 - 4x100m 1st, 100m 5th'00 - 4x100m 1st, 4x400m 1st, 100m 3rd, 200m 3rd

IPC World Championships: '98 - 4x400m 1st, 100m 3rd

Paralympic Revival: '99 - 100m 1st, 200m 2nd, 4x100m 1st

PROGRESSION:

100m	1995	12.20
	1996	11.68
	1997	11.23
	1998	11.11
	1999-01	10.87
200m	1996/97	23.62
	1998	22.70
	1999	22.25
	2000/01	22.16

EVENTS / PBS:

100m	1999	10.87
200m	2000	22.16

RECORD(S):

World Record: 4x100m and 4x400m

Australian Record: 100m and 200m

Interesting Facts:

Tim rates winning golf, fishing, backflips and pancakes amongst his likes but dislikes promite, bananas, long flights and handstands. Known commonly as "lefty" he has won many medals including gold in the Paralympic Revival for the 100 metres event and silver in Sydney 2000. He wants to be the fastest Paralympic runner ever and he enjoys playing golf in his spare time. Awards he has won include; 1996 Order of Australia Medal, 1996 and 2001 Gippsstar of the year and 2001 Bendigo Sports Star of the Year.


Media Comment:

DISABILITY CLASSIFICATION: T46 Amputee (Single above or below elbow amputee)

After tasting Gold at the Atlanta Paralympic Games in the 4x100m Relay and again at the 1998 IPC World Athletic Championships in Birmingham in the 4x100m Relay, Tim has progressed to being considered one of the fastest amputee runners in the world. At the 1999, Paralympic Revival Tim won Gold in the 100m and silver 200m setting him up for the Sydney Games where he won Gold in the 4x100m and 4x400m relays combined with two individual Bronze medals in the 100m and 200m. He was a semi-finalist and at the 2000 Stawell Gift and won a bronze medal at the open nationals with his amputee relay teammates. (Nov 01)

KERRY N McCANN

Date of Birth: 2 May 1967
Occupation: Relieving Officer
Height: 162cm
Weight: 47kg
State: NSW
Coach: Chris Wardlaw
Scholarship: NSWIS
Club: Wollongong Southern Flame
Place of Birth / Residence: Bulli, NSW / Coledale, NSW
Marital Status: Married
Gender: Female



AUSTRALIAN CHAMPIONSHIPS:

Mile: '88 - 1st
 3000 metres: '94 - 3rd
 10000 metres: '95 - 3rd (2nd Aust), '99 - 2nd, '00 - 5th (4th Aust.)
 Cross Country: '92 - 1st, '98 - 2nd, '99 - 1st
 Half Marathon: '92 - 2nd, '93 - 1st, '94 - 2nd
 Marathon: '86 - 3rd, '88 - 1st (Aust), '93 - 2nd (1st Aust)

INTERNATIONAL CHAMPIONSHIPS:

Commonwealth Games: '94 - Marathon - 10th
 London Marathon: '95 - 9th, '99 - 7th, '00 - 5th
 Olympic Games: '96 - Marathon - 28th, '00 - 11th
 World Championships: '95 - Marathon - 15th, '99 -
 Marathon - 23rd
 World Cross Country: '88 - 6km - 104th, '93 - 38th, '94 - 98th, '95 - 79th, '99 - 18th
 World Half Marathon: '93 - 38th

PROGRESSION:

3000m	2000	8:56.42
5000m	2001	5:08.69
10000m	2000	33:08.62
Half Marathon	2000	1:07.48
Marathon	1988	2:44.05
	1989	2:45.17
	1993	2:40.09
	1994	2:34.08
	1995	2:33.23
	1996	2:36.41
	1999	2:28.44
	2000	2:25.59
	2001	2:26.04

EVENTS / PBS:

5000m	2000	15:08.69
10000m	1999	31:55.94
Half Marathon	2000	1:07.48
Marathon	2000	2:25.59

RECORD(S):

Australian Best on Record - Half Marathon - 1:07.48
 Australian record - 5000m - 15:08.69

Interesting Facts:


Kerry's husband, Greg, was a two time Australian Surfing representative and was the 1983 Australian Champion. Their only child celebrated a third birthday on the day of the Olympic Opening Ceremony. Her father, John, ran his first Marathon at the age of 41 yrs and recorded 2:40.58. Kerry was awarded the 1999/2000 NSW Athlete of the Year Award.

Media Comment:

Kerry has matured to become one of Australia's all-time best female distance runners. She is equally at home at distances from 5000m to the marathon. In 2000 she eclipsed Lisa Ondieki's Australian best on record for the half marathon and set a new personal best when fifth in the prestigious London Marathon. The Wollongong resident and mother is a seasoned international campaigner who was selected in June '00 to contest the marathon at the Sydney Olympics. Within a week of the Olympic Games Opening Ceremony, Kerry cruised to victory at a pre-Olympics warm up meet in Qld to set an Australian record of 15:08.69 for 5000m. This good form continued through to the Sydney Games where she placed 11th in the Marathon, improving on her Atlanta performance. A month after placing 7th in the 10,000m at the Brisbane Goodwill Games in 2001, Kerry ran a magnificent 2:26.04 to place 3rd in the Chicago Marathon. (Dec 2001)

KRIS McCARTHY

Date of Birth: 15 October 1979
Occupation: Clerical Assistant
Height: 187cm
Weight: 78kg
State: VIC
Coach: Kevin McCarthy
Scholarship: VIS
Club: Glenhuntly
Place of Birth / Residence: Mildura, VIC / Skye, VIC
Marital Status: Single
Gender: Male



AUSTRALIAN CHAMPIONSHIPS:
 800 metres '00 - 3rd (1st Aust.), '01 - 1st

INTERNATIONAL CHAMPIONSHIPS:
 Olympic Games: '00 - 800m Heat 4th
 World University Games: '01- 800m 5th, 4x400m- 4th(ran heat only)

PROGRESSION:

800m	1999	1:47.59
	2000	1:45.57
	2001	1:46.41

EVENTS / PBS:

400m	2001	47.21
800m	2000	1:45.57
1500m	2001	3:51.70

Interesting Facts:

A recipient of the Ron Clarke Foundation Scholarship in October 1998, Kris umpired in the 1999 VFL Senior Grand Final. Kris is the oldest of six children who grew up living next door to Ralph Doubell - Australian 800m record holder

Media Comment:

The VFL boundary umpire shot to the top of the Australian rankings in 2000 with a string of marvellous performances over 800m. Kris started 2000 with a huge personal best in Canberra before winning a National title and then lowering his personal best at the Melbourne Track Classic. He went on his first senior Australian tour to South Africa in 2000 and finished a credible second in the Australia v South Africa Test Match. A member of the 2000 Olympic team to contest the 800 metres Kris finished 4th in his heat missing a place in the semi-final. In March 2001, Kris retained his National 800m title, then in August placed 5th in the 800m at the World University Games. (Dec 2001)

MATT McEWEN

Date of Birth: 16 October 1971

Occupation: Teacher: Life and Belief Issues - Christian Education

Height: 194 cm

Weight: 90 kg

State: QLD

Coach: Cliff Mallett

Previous Coaches: Tony Rice, Scott Murphy

Club: University of Queensland

Place of Birth / Residence: Brisbane/ Brisbane QLD

Marital Status: Married

Gender: Male



AUSTRALIAN CHAMPIONSHIPS:

Decathlon '96 - 4th, '97 - 2nd, '98 - 3rd, '98 (CGT) - 4th, '00 - 2nd, '00 (OT) - 3rd, '01 - 1st

INTERNATIONAL CHAMPIONSHIPS:

World University Games: 1997 - Decathlon - 11th, 1999 -

Decathlon - 5th

East Asian Games: 2001 - Decathlon (6562)

PROGRESSION:

Decathlon	1995/96	7178
	1996/97	7684
	1997/98	7305
	1998/99	7543
	1999	7517
	2000	7631
	2001	7825

EVENTS / PBS:

Decathlon 2001 7825

Interesting Facts:


Matt likes challenges so it is not surprising he was drawn to the decathlon. A goal of his is to leave athletics having reached his full potential. Currently a teacher, Matt has many post athletic goals including travelling overseas, giving more time to his supportive wife, going on a challenging program like Survivor and entering politics. Matt's dad was a national junior high jump champion in the UK, a goal keeper with Luton and a member of the English U21 team. Matt is currently studying for his Bachelor of Education - his fourth tertiary qualification.

Media Comment:

In his teens, Matt competed in the sprints and jumps, but by 21 had started competing in decathlons. He has made steady progress over the last eight years and has assembled a strong coaching team to assist him. His career highlights have included winning his first state title, competing at the 1997 and 1999 World University Games and taking the 2001 Australian Open title in a personal best of 7825. He is now the No. 9 decathlete in Australian history. Although he failed to score in the shot, Matt still finished fifth in the decathlon at the East Asian Games. (Dec 2001)

LISA MCINTOSH (OAM)

Date of Birth: 16 December 1982
Occupation: Student
Height: 176cm
Weight: 65kg
State: VIC
Coach: Phil Badman
Scholarship: VIS
Club: Peninsula Road Runners
Place of Birth / Residence: Sandringham VIC/Cranbourne VIC
Marital Status: Single
Gender: Female



INTERNATIONAL CHAMPIONSHIPS:

Paralympics: '00 - 100m 1st, 200m 1st, 400m 1st
 IPC World Championships: '98 - 100m 2nd, 200m 3rd, 400m 1st

PROGRESSION:

100m	1998/99	15.01
	2000/01	13.88
200m	1998/99	30.80
	2000/01	28.42
400m	1998/99	1:10.10
	2000/01	1:04.79

EVENTS / PBS:

100m	2000	13.88
200m	2000	28.42
400m	2000	1:04.79
800m	2001	2:46.31

RECORD(S):

World & Australian Record: 100m, 200m, 400m & 800m
 Australian Record: 1500m

Interesting Facts:

Lisa has just completed her final year at St. Peters College in Cranbourne. Already she has claimed some outstanding awards to go with her impressive athletic resume. She won the 1999 Casey Young Citizen of the Year Award. In 1998, she was a Finalist for the Junior Paralympian of the Year before winning the award based on outstanding performances in Sydney 2000. For the honour of winning gold she was also awarded an OAM in 2001.

Media Comment:

DISABILITY CLASSIFICATION: T37 Cerebral Palsy (Moderate to minimal hemiplegia)

At the 1998 World Championships in Birmingham, Lisa won gold in the 400m setting a New World Record, gold in the 100m and Bronze in the 200m. Lisa contested the Sydney 2000 Paralympics winning three gold medals in the 100m, 200m and 400m events setting a New World record for each. What makes Lisa's achievements in Sydney even more remarkable is the fact that she raced in the lesser-disabled class T38 in the 200m and 400m. (Dec '01)

MAGNUS MICHELSSON

Date of Birth: 4 September 1968
Occupation: Analyst Programmer
Height: 167 cm
Weight: 55 kg
State: VIC
Coach: Self
Club: Collingwood Harriers
Place of Birth / Residence: Stockholm SWE / Aspendale VIC
Marital Status: Married
Gender: Male



AUSTRALIAN CHAMPIONSHIPS:

Half Marathon: '99 - 3rd
 Marathon: '96 - 1st, '97 - 2nd, '98 - 3rd, '00 - 2nd

INTERNATIONAL CHAMPIONSHIPS:

Beijing Marathon: '99 - 9th
 Chunju-Kansun Marathon: '01 - 6th
 Lake Biwa Marathon: '99 - 16th
 World Championships: '01- 40th (2:28.36)

PROGRESSION:

Marathon	1999	2:16.32
	2000	2:17.08
	2001	2:17.00

EVENTS / PBS:

10000m	2000	29:37.98
Marathon	1999	2:16.32

Interesting Facts:

Magnus was a talented swimmer and runner at school, which he successfully combined to win the Victorian Aquathon Championships in 1985 and 1986. He out sprinted his dad to place fourth in his marathon debut in 1988 (aged 17). His father (Leif) had been a runner with Collingwood in 1974. Magnus was struggling to be competitive at Interclub so he turned his back on athletics and concentrated on triathlons. He qualified for the Hawaiian Ironman by winning the junior section of the Australian Ironman in Foster in 1988, then went on to place 82nd in Hawaii. Qualified again for Hawaii in 1991 and was chosen to carry the Australian flag (his proudest sporting moment). Magnus placed sixth in the 1995 ITU Sydney World Cup Triathlon. Married to fellow 2001 World Championships marathon rep Susie Michelsson.

Media Comment:

Although Magnus had run a marathon in 1986, it was the announcement of the Sydney Olympics which inspired his running career. Until the mid-90's Magnus had been a leading Triathlete/Ironman. He ran his second marathon in 1995 and started to progress towards his goal of running in the Sydney Olympics. In 1996 he won the Australian Championships held in conjunction with the Gold Coast Marathon. In 1999 he twice ran 2:16 in Lake Biwa and Beijing. In the Olympic Marathon trials held in April (Host City Marathon), Magnus led dramatically until the 41km mark but was passed by Rod de Highden missing Olympic selection. Then in 2001 after making the Australian Team for the World Championships, in a gruelling marathon race Magnus placed 40th in a time of 2:28.36 (Dec 2001).

SUSAN MICHELSSON

Date of Birth: 29 February 1972
Occupation: P.E. Teacher
Height: 154 cm
Weight: 44 kg
State: VIC
Coach: Pam Turney
Previous Coach: Joy Bradbury
Club: Collingwood Harriers
Place of Birth / Residence: Melbourne
Marital Status: Married
Gender: Female



AUSTRALIAN CHAMPIONSHIPS:

1500 metres: '96 - 3rd, '97 - 3rd, '98 - 12th
 5000 metres: '95 - 15th, '97 - DNF
 10000 metres: '95 - DNF, '97 - 4th, '98 - 5th, '00 - 2nd
 Cross Country: '96 - 7th, '97 - 7th, '98 - 12th, '99 - 18th, '00 - 3rd
 Half Marathon: '95 - 3rd, '96 - 3rd, '97 - 1st, '99 - 1st

INTERNATIONAL CHAMPIONSHIPS:

Canberra Marathon: '01 - 1st
 Gold Coast Marathon: '98 - 5th
 Nagoya Marathon: '99 - 34th
 Osaka Half Marathon: '01 - 4th
 World Half Marathon Championships: '97 - 52nd, '99 - 35th
 World Championships: '01 - 40th

PROGRESSION:

1500m	1994	4:28.44
	1995	4:24.56
	1996	4:17.96
	1997	4:20.93
	1998	4:22.90
Marathon	1998	2:51:59
	1999	2:48:30
	2001	2:41:59

EVENTS / PBS:

1500m	1996	4:17.96
5000m	2000	15:38.66
10000m	2000	33:14.64
Marathon	2001	2:41:59

Interesting Facts:

Susan started athletics when she was six, but didn't start training till she was aged 12. Her brother, Peter Robertson, sensationally won the Sydney Olympic Triathlon trials and 2001 World Triathlon Championships in Canada.

Media Comment:

During the mid to late '90s Susan was one of Australia's leading track runners (4:17 - 1500m). She made her marathon debut in 1998 but after a series of solid half-marathon performances, made her marathon breakthrough in 2001 when she won the Canberra Marathon in April in a time of 2:41:59. Selected alongside her husband for the 2001 World Championships marathon, Susan duplicated the position of her husband, placing 40th. (Dec 2001)

KIMBERLEY MICKLE

Date of Birth: 28 December 1984

Occupation: Student

Height: 166cm

Weight: 65kg

State: WA

Coach: Angus Burnett

Previous Coach: Eric Christian

Club: Mandurah/Rockingham

Place of Birth / Residence: Perth/Perth WA

Gender: Female

INTERNATIONAL CHAMPIONSHIPS:

World Youth Championships: '01 - 1st (51.83)

PROGRESSION:

Javelin Throw	1999	45.13m
	2000	45.76m
	2001	51.83m

EVENTS / PBS:

Javelin Throw	2001	51.83
---------------	------	-------

Interesting Facts:

Kimberley, or as she is mostly known, Kim, was a junior official at the Sydney 2000 Olympics. Her uncle, Greg Mickle is a leading surf lifesaver. A leading WA soccer player, Kim also enjoys bodyboarding, and playing the electric guitar. Kim started competing in Little Athletics after she saw an advertisement in the school newsletter.

Media Comment:

Kim, although only 16-years-old, has compiled a very impressive record in the sport. She won her first Australian title at the Little Athletics Nationals in 1998. She has gone on to win every national title she has contested in her age division - five in total. Her victory at the Australian Youth Championships in Bendigo secured her position in the team for the World Youth Championships. Her personal best throw in Bendigo of 48.58 moved her to within a few metres of the leading open-age athletes in the nation. In tremendous form prior to departure for the World Youth Championships, Kim achieved a personal best of 49.73 in the qualifying round to rank No. 2 amongst the qualifiers for the final. The next day, Kim exceeded all expectations by adding 2.1m to her personal best and taking the world youth title, with a throw of 51.83m (Dec 2001)

PAUL MITCHELL (OAM)

Date of Birth: 24 October 1970
Occupation: Carpenter
Height: 185cm
Weight: 65kg
State: WA
Coach: Lyn Foreman
Scholarship: WAIS
Club: Melville
Place of Birth / Residence: England/Hilton WA
Marital Status: Single
Gender: Male

INTERNATIONAL CHAMPIONSHIPS:

Paralympics: '00 - 1500m 1st, 400m 11th
 IPC World Championships: '94 - 800m 1st, '98 - 1500m 1st, 800m 2nd, 5000m 2nd
 INAS-FID World Championships: '01 - 1500m 1st, 5000m 1st, 800m 7th

PROGRESSION:

1500m	1993	4:08.80
	1994	4:04.80
	1995/96	4:00.10
	1997-001	3:56.00
800m	1993	2:01.30
	1994/95	1:56.01
	1996-01	1:54.60

EVENTS / PBS:

1500m	1997	3:56.00
400m	1999	52.06
5000m	1997	15:32.93
800m	1995	1:54.60

RECORD(S):

World & Australian Record: 1500m
 Australian Record: 800m & 5000m

Interesting Facts:

Paul, known as "Mr Bean", sees his career highlight as winning Paralympic Gold in Sydney 2000 and close behind, winning the Disabled Athlete of the Year Award in his home state of Western Australia in 1996. As he reflects on the records he has created in the 800m, 1500m and 5000 metre events, he enjoys drawing. Paul is no stranger to the media spotlight having had a National Television appearance on 'Witness' in '96. "Train hard regularly and properly and you will achieve" are his words of wisdom to other athletes. His other awards include being the 1996 WA Young Citizen Award Australia Day.

Media Comment:

DISABILITY CALSSIFICATION: T20 Intellectual Disability

Since the inclusion of athletes with an Intellectual disability, Paul has achieved many personal milestones. At the 1994 Athletics World Championships in Berlin, he won gold in the 800m and then at the 1998 IPC Athletics World Championships in Birmingham he claimed silver in the 5000m. At the Sydney 2000 Paralympics, he was a Gold medallist winning the 1500m. In 2001 in Tunisia, Paul dominated winning both the 1500m and 5000m events and placed 7th in the 800m final. (Nov '01)

NICOLE MLADENIS

Date of Birth: 22 September 1975
Occupation: Secretary/Athlete
Height: 172 cm
Weight: 60kg
State: WA
Coach: Bohdan Babijczuk & Steve Mladenis
Previous Coach: Anne Masters
Scholarship: WAIS
Club: University of Western Australia
Place of Birth / Residence: Perth/Perth
Marital Status: Single
Gender: Female



AUSTRALIAN CHAMPIONSHIPS:

Long Jump: '92 - 1st (U20), '93 - 3rd (U20)

Triple Jump: '93 - 1st (U20), '94 - 2nd, - 2nd (U20), '95 - 3rd, 3rd (U20), '96 - 1st, '97 - 1st, '98 - 1st, '98 (CGT) - 1st, '99 - 2nd, '00 - 1st, '00 - 1st, '00 (OT) - 1st, '01 - 1st

INTERNATIONAL CHAMPIONSHIPS:

World Cup: '98 - 7th

World Junior Championships: '94 - 12th

East Asian Games: '01 - 2nd (13.52)

Goodwill Games: '01 - 7th (13.32)

PROGRESSION:

Triple Jump	1992	12.29
	1993	12.53
	1994	12.54
	1997	13.16
	1998	13.51
	1999	13.67
	2000	13.82
	2001	13.74

EVENTS / PBS:

Long Jump	1998	5.99
Triple Jump	2000	13.82

RECORD(S):

Australian record - Triple Jump - 13.82 (9/12/00)

Interesting Facts:

Nicole has a favourite pair of socks that she wears each time she competes.

Media Comment:

Cleared 13m for the first time in 1997, Nicole set her first Australia record in January 1998 when she broke Nicole Boegman's national record with a leap of 13.42m. The next month Victorian Mariklud Viduka twice raised the record, but it would not be until November 1999 before Nicole would regain the record. She raised it two more times peaking at the current National record of 13.82m. Nicole claimed silver at the East Asian Games in May 2001 with a leap of 13.52m. Nicole has dominated the event in Australia for the last six years, winning all but one of the National titles and trials (Olympic & Commonwealth Games) since 1996, her only defeat occurring at the National in 1999, when Carmen Miller defeated by just 5cm. (Dec 2001)

NICK MORONEY

Date of Birth: 3 August 1972
Occupation: Client Services Representative
Height: 186 cm
Weight: 72 kg
State: NSW
Coach: Peter Lawler
Scholarship: NSWIS
Club: Tamworth
Place of Birth / Residence: Tamworth NSW/ Newcastle NSW
Marital Status: Married
Gender: Male

AUSTRALIAN CHAMPIONSHIPS:

High Jump: '93 - 7th, '94 - 5th, '95 - 7th, '96 - 7th, '97 - 3rd (Aust), '98 - 3rd, '99 - 3rd, '00 - 1st, '01-1st

INTERNATIONAL CHAMPIONSHIPS:

World Cup: '98 - 6th

PROGRESSION:

High Jump	1990	2.12m
	1991	2.12m
	1992	2.19m
	1993	2.19m
	1994	2.22m
	1996	2.10m
	1997	2.20m
	1998	2.18m
	2000	2.25m

EVENTS / PBS:

High Jump	2000	2.25m
-----------	------	-------

Interesting Facts:

The son of '56 Olympic Long Jumper, Michael, Nick was also a member of the NSW Catholic Schools Basketball Team. His nickname is "Squirrel" and he enjoys reading, watching movies and playing the piano in his spare time.

Media Comment:

Born and raised in Tamworth, Nick was an outstanding Australian junior jumper. He regularly won medals in all four jumps, but it was in the high jump that he particularly excelled. During the '90s he combined university, then a busy job with Bankers Trust, often only arriving at the track at 8.00pm. A move to Newcastle in 2000 paid dividends when Nick cleared a pb of 2.25m and won two national titles. (Dec 2001)



CRAIG MOTTRAM

Date of Birth: 18 June 1980
Occupation: Student / Athlete
Height: 188 cm
Weight: 73 kg
State: VIC
Coach: Bruce Scriven
Scholarship: Victorian Institute of Sport
Club: Deakin
Place of Birth / Residence: Frankston VIC / Geelong VIC
Marital Status: Single
Gender: Male



AUSTRALIAN CHAMPIONSHIPS:

1500 metres: '99 - 2nd (U20). '00 (OGT)- 10th

INTERNATIONAL CHAMPIONSHIPS:

Olympic Games: '00 - 5000m (Heat)
 World Cross Country: '99 - 18th (Junior), '01 - 8th (Short C.)
 World Indoors: '01 - 3000m 8th
 World Championships: '01-1500m Semi

PROGRESSION:

1500m	1999	3:43.37
	2000	3:38.27
	2001	3:35.40
3000m	2000	7:51.32
	2001	7:41.35
5000m	1999	13:40.48
	2000	13:26.20
	2001	13:23.94

EVENTS / PBS:

1500m	2001	3:35.40
Mile	2001	3:53.06
3000m	2001	7:41.35
5000m	2001	13:23.94
10000m	2001	28:19.26

RECORD(S):

Australian U20 record - 3000m - 8:02.12
 Australian record - 3000m - 7:41.35
 Australian Indoor record - 3000m - 7:50.21 & 7:48.34

Interesting Facts:


Craig's younger brother, Neil, is a member of a national basketball team. Both of his parents are British and his father, Brian, played soccer for Wimbledon FC. Craig is a former Australian junior triathlon champion and was a member of the Victorian triathlon team in 1997 & 1998. His nickname is "Buster". In 1999 he suffered a stress fracture in his right knee (Dec) and received five stitches in his foot (Nov) following an accident putting the washing out at home. One of his training partners is "Moss", his pet dog - a Flat Coated Retriever.

Media Comment:

Craig is a newcomer to track and field from triathlon and has set promising times from 1500m to 5000m. He performed well in a top class 5000m State League race in late 1999 as a junior, which unveiled his talent over that distance. Craig celebrated his 20th birthday by setting an Olympic A Qualifier and PB (13:26.20) for the 5000m in Manchester in June and backed up with a 1500m PB in Zagreb in early July. Craig contested a heated 1500m with Nick Howarth (SA) at the Telstra Olympic Trials resulting in Howarth being disqualified. A re-run of the trial was conducted one week later at the Oceania Championships with Mottram finishing tenth in 3:54.50. Following Shaun Creighton's decision to concentrate on the 10000m, Craig was selected to represent Australia in the 5000m at the 2000 Olympics where he finished eighth in his heat. He compiled a spectacular series of performances in the summer of 2001. The summer started with a 3000m PB (7:50.34) at the Telstra Athletics Grand Prix in Newcastle. On February 16 he broke Shaun Creighton's Australian 3000m record in a time of 7:41.35. He was just beaten by 3:47 miler, William Chirchir in the John Landy mile at the Melbourne Track Classic, clocking 3:54.65 to move to No. 5 in Australian history. A week later he won his heat of the 3000m at the World Indoors in Lisbon. In the final he placed eighth, lowering the Australian record for the second time in three days. On March 24, Craig placed an outstanding eighth in the short course (4km) at the World Cross-Country Championships. Craig prepared well for the World Championships running a 3:53.06 mile and 14:23.94 5000m during June. Due to his tremendous 1500m/mile form, it was decided to switch Craig from the 5000m to the 1500m for the World Championships, where he made the semi finals after a tremendous 3:39.10 in the heats. Craig placed sixth in the Goodwill Games mile and sixth in the 1500m at the IAAF Grand Prix Final, in an awesome 3:35.40, moving him to No 5 in Australian history. In December 2001, Craig contested his 10,000m debut, taking the Zatopek race in a Commonwealth Games B qualifying time of 28:19.26. (Dec 2001)

JACQUIE MUNRO

Date of Birth: 4 October 1981
Occupation: Sport Administration Trainee / Athlete
Height: 166cm
Weight: 56kg
State: NSW
Coach: Fira Dvoskina
Previous Coaches: Penny Gillies, Louise Green
Scholarship: NSW
Club: Raymond Terrace
Place of Birth / Residence: Newcastle, NSW / Medowie, NSW
Marital Status: Single
Gender: Female



AUSTRALIAN CHAMPIONSHIPS:

100m Hurdles: '97 - 1st (U18); '98 - 2nd, 3rd (U20); '99 - 1st, 1st (U20); '00 - 3rd, 1st (U20),
 '00 (OT) - 2nd, '01 - 1st

INTERNATIONAL CHAMPIONSHIPS:

Aus V NZ Trans Tasman Test: '01 - 100m H 1st - 13.91 [-2.0]
 World Junior Championships: '98 - 100m H - heat, 2000 - 100m H - 5th, 4x100m 5th
 East Asian Games: '01 - 100m H 3rd (13.35)
 World University Games: '01 - 100m H 3rd, 4x100m 4th

PROGRESSION:

100m	2000	11.90
100m Hurdles	1996	14.50
	1997	14.28
	1998	13.47
	2000	13.12
	2001	13.12

EVENTS / PBS:

100m	2000	11.90
100mHurdles	2000	13.12

RECORD(S):

Australian U20 record - 100m Hurdles - 13.12,
 Australian U18 record - 100m Hurdles - 13.72

Interesting Facts:

When she's not jumping over hurdles Jacquie enjoys getting out in the waves to surf. "Jac" also likes table tennis and shopping. Her father, John, was a professional golfer and her mother, Lee, represented Australia in hockey as a junior.

Media Comment:

In 1999, at age 17, Jacquie won the Australian Open and U20 100m hurdles titles. The fifth fastest hurdler in Australian history, Jacquie lowered the Australian U20 record for 100m Hurdles four times in June and July 2000 and became the first Australian to set an Olympic 'B' Qualifier for the event. Whilst just missing the Olympic team, Jacquie was selected for her second World Junior Championships to be held in Santiago, Chile, where she placed fifth in both the 100m Hurdles and 4x100m finals. Her 2001 international season included a win in the Trans Tasman match, a third at the East Asian Games and the World University Championships. (Dec 2001)

ANDREW MURPHY

Date of Birth: 18 December 1969
Occupation: Sponsorship Manager
Height: 185cm
Weight: 78kg
State: NSW
Coach: Keith Connor
Previous Coaches: John Boas, Efim Shuravetsky
Scholarship: NSWIS
Club: Pacific
Place of Birth / Residence: Caulfield, VIC/Lane Cove, Sydney NSW
Gender: Male



AUSTRALIAN CHAMPIONSHIPS:

100 yards: '93 - 3rd (Aust), '95 - 1st
 Long Jump: '90 - 3rd
 Triple Jump: '87 - 2nd, '88 - 3rd, '89 - 4th, '90 - 1st, '91 - 2nd, '92 - 2nd, '94 - 1st, '95 - 1st, '96 - 1st, '97 - 1st, '98 - 1st '98 (CGT) - 1st, '99 - 1st, '00 - 1st, '00 (OGT) - 2nd, '01 - 1st

INTERNATIONAL CHAMPIONSHIPS:

Commonwealth Games: '90 - 8th, '94 - 10th
 Olympic Games: '96 - DNQ, '00 - 10th
 World Championships: '95 - DNQ, '99 - 4th, '01 - qual. round
 World Cup: '92 - 7th, '94 - 8th, '98 - 6th
 World Indoor Championships: '97 - 5th, '01 - 3rd
 World Junior Championships: '88 - 10th

PROGRESSION:

Triple Jump	1988	16.33m (w)
	1989	17.18m
	1990	16.57m
	1991	16.64m
	1992	16.30m
	1993	16.29m
	1994	16.76m
	1995	16.79m
	1996	17.07m
	1997	17.18m
	1998	16.89m
	1999	17.32m
	2000	17.05m
	2001	17.07m/17.20m ind.

EVENTS / PBS:

100m	1995	10.46s
Long Jump	1991	7.88m
Triple Jump	1999	17.32m

RECORD(S):

Australian U20 record - Triple Jump - 17.18m

Interesting Facts:


Andrew's father, Mick, was a representative of the West Ham Soccer Club. "Murph" always wears black socks when competing and is a former CLEO Bachelor of the Year winner (1991). As a junior, he represented Victoria in golf and enjoys designing houses in his spare time. Andrew enjoys movies, the beach, music and eating out. Andrew is coached by Keith Connor, World No.1 triple jumper in 1982 and Head Coach at Athletics Australia.

Media Comment:

The World Junior finalist in 1988 claimed the Australian junior record in 1989 with a leap of 17.18m. It would be 10 years before he improved his personal best. At the 1999 World Championships he produced Australia's best result in triple jump at World Championships or Olympic Games since George Avery's silver in London in 1948. He placed fourth in a personal best which moved him to second on the Australian All Time list behind Ken Lorroway's 17.46m. The result was also Australia's best ever in a horizontal jump, men's or women's since the World Championships began in 1983. Andrew contested the Triple Jump at the Sydney Olympics where he placed tenth in the final. He enjoyed a superb 2001 summer season, clearing 17 metres in three of his four domestic competitions. He travelled to the World Indoors where he won bronze, claiming his first medal in his 12th major championship. He returned to Australia where he won his eighth consecutive Australian triple jump title. In May he was crowned Telstra Male Athlete of the Year. He was severely hampered at the 2001 World Championships, battling to recover from a calf injury. Andrew finished fourth at the Goodwill Games later in September 2001. (Dec 2001)

LIAM MURPHY

Date of Birth: 5 June 1979
Occupation: Software Engineer
Height: 175cm
Weight: 63kg
State: SA
Coach: Ron Weigel
Previous Coach: Rob and Roy McFadden
Scholarship: AIS
Club: Salisbury
Place of Birth / Residence: Adelaide SA/Canberra ACT
Marital Status: Single
Gender: Male



AUSTRALIAN CHAMPIONSHIPS:

3000m Walk: '94 - 1st (U18)
 10000m Walk: '98 - 2nd (U20)
 20km Walk: '01 - DSQ
 30km Walk: '00 - 2nd
 50km Walk: '01 - 1st

INTERNATIONAL CHAMPIONSHIPS:

World Juniors: '98 - 10,000m Walk - 10th
 World Championships: '01 - 50km Walk - DSQ

PROGRESSION:

10000m Walk	1994	47:48
	1995	46:17
	1996	46:17
	1997	44:23
	1998	42:57
20km Road Walk	1997	1:37.48
	1998	1:30.37
	1999	1:26.58
	2000	1:26.47
50km Road Walk	1999	4:17.53
	2001	3:54.37

EVENTS / PBS:

20km Road Walk	2000	1:26.18s
50km Road Walk	2001	3:54.37s

RECORD(S):

SA Open State Record - 3000m Walk, 5000m Walk, 30km Walk, 50km Walk.

Interesting Facts:

Liam's parents decided to start Liam in athletics after they saw a photo in the local paper of a kid running cross-country. He joined Barossa Valley Little Athletics Club. To prepare fully for a major race, Liam will get a haircut the week before. He also likes Pasta, fast speed sessions, Seinfeld, Simpsons and having fun with friends.

Media Comment:

Liam was a talented junior race walker winning selection in the Australian team for the 1998 World Juniors where he placed an excellent 10th. The next year (1999), Liam walked his first 50km and slashed nearly four minutes from his 20km Walk best. Liam moved to Canberra to take up an AIS Scholarship in 2000 and then in May 2001 the major breakthrough occurred when he won the National 50km Walk title which doubled as the selection trial for the World Championships. Liam, aged just 21, walked a brilliant 3:54.37, clocking a World Championships qualifying time and moving to No. 6 in Australian history. He was unfortunately disqualified in his senior international debut in the 50km event at the 2001 World Championships. (Dec 2001)

MONIQUE NACSA

Date of Birth: 26 October 1976
Occupation: Custodial Correctional Officer
Height: 177 cm
Weight: 85 kg
State: QLD
Coach: Scott Murphy/John Zanfirache
Previous Coach: Bill Coull
Club: University of Queensland
Place of Birth / Residence: Mullumbimby QLD/Brisbane QLD
Marital Status: Single
Gender: Female



AUSTRALIAN CHAMPIONSHIPS:

Discus: '94 - 1st (U20), '95 - 3rd, 1st (U20), '96 - 4th, 1st (U20), '97 - 3rd, '98 - qual., '98 (CGT) - 5th, '99 - 4th, '00 - 3rd, '00 (OGT) - 3rd, '01 - 2nd

INTERNATIONAL CHAMPIONSHIPS:

Aus V NZ Trans Tasman Test: '01 - Discus 1st
 World Junior Championships: '94 - Discus 8th
 World Student Games: '97 - Discus 17th
 East Asian Games '01 - Discus 2nd (57.45)

PROGRESSION:

Discus Throw	1992	44.58
	1993	47.16
	1994	50.32
	1995	51.04
	1996	52.60
	1997	54.34
	1998	51.68
	1999	54.39
	2000	57.53

EVENTS / PBS:

Discus Throw	2001	57.93
--------------	------	-------

Interesting Facts:

Monique enjoys spending time with family, swimming at the beach and cooking, but dislikes early mornings. In the future she hopes to secure employment in the Queensland Police Force. Her older sister Jane, was a talented discus thrower who threw a best of 48.24 in 1992.

Media Comment:

The three-time Australian junior discus champion first broke the 50m barrier whilst on tour with the World Juniors in 1994. Monique earned selection for the World University Games in 1997 where she finished 17th. She has continued to progress with personal bests in 1999, 2000 and 2001. Monique prepared very well for the East Asian Games, when she threw her lifetime best of 57.93 in a warm-up meet in Sydney. Monique continued this form into the East Asian Games, where she threw over 54m five times in the competition and just missed her best with her second round effort of 57.45 to claim the silver medal. (Dec 2001)

AARON NEIGHBOUR

Date of Birth: 2 December 1977
Occupation: P/T Customer Service
Height: 198 cm
Weight: 123 kg
State: VIC
Coach: Bryan Neighbour
Scholarship: VIS
Club: Mentone
Place of Birth / Residence: Melbourne/ Melbourne
Marital Status: Single
Gender: Male



AUSTRALIAN CHAMPIONSHIPS:

Shot Put: '96 - 3rd (U20), 9th (Open), '97 - 3rd (U20), 5th (Open), '98 - 3rd, '00 - 6th, '00(OGT)-4th, '01-3rd
 Discus: '00 - 2nd, '01-1st

INTERNATIONAL CHAMPIONSHIPS:

Commonwealth Games: '98 - Shot Put - 6th

PROGRESSION:

Discus Throw	2000	56.13m
	2001	57.53m
Shot Put	1995	16.13m
	1996	16.80m
	1997	17.33m
	1998	18.95m
	2000	18.88m
	2001	18.70m

EVENTS / PBS:

Discus Throw	2001	57.53m
Shot Put	1998	18.95m

RECORD(S):

Australian U16 Shot Put - 19.05m - 4.5kg

Interesting Facts:

Aaron enjoys fishing on Port Phillip Bay although he suffered a large setback in June '00 when the outboard motor from his boat was stolen. In '98 and '00 he underwent surgery on both his knees and suffered a back injury in '96 from a fall. At 16/17yrs Aaron was a medallist in the Victorian Schoolboys Weightlifting Championships. His sister, Gabrielle, is the leading junior hammer thrower in Australia, ranked 24th in the world. Aaron's younger brother, Brendan, was in Canada in August '00 as part of the Australian team contesting the NFL Flags World Cup, which is a junior touch football variation of Grid Iron.

Media Comment:

Aaron just missed selection for the 1996 World Junior Championships but made huge improvement in '98 after finishing third in the national final behind Justin Anlezark and Clay Cross. Aaron the a personal best of 18.95m in Melbourne just prior to the Commonwealth Games trials. Aaron was close to his PB at the '98 Commonwealth Games finishing sixth in the final. Aaron added the discus to his competition program in 2000, ironically claiming his first senior title in the 'newish' event in March 2001. (Dec 2001)

PETER NOWILL

Date of Birth: 15 June 1979
Occupation: Cardiac Technician
Height: 179cm
Weight: 68kg
State: QLD
Coach: Pat Clohessy
Previous Coach: Kevin Crisp
Club: University of Queensland
Place of Birth / Residence: Brisbane / Brisbane QLD
Marital Status: Single
Gender: Male

AUSTRALIAN CHAMPIONSHIPS:

3000m Steeple '00 - 8th, '00 (OGT) - 8th, '01 - 1st

INTERNATIONAL CHAMPIONSHIPS:

World University Games: '01 - 3000m Steeple - 11th

PROGRESSION:

3000m Steeple	2000	8:53.15
	2001	8:33.48
5000m	2000	14:16.15
	2001	14:15.97

EVENTS / PBS:


3000m Steeple	2001	8:33.48
5000m	2001	14:15.97

Interesting Facts:

Peter is coached by one of the greats of the sport, Pat Clohessy. Pat coached at the AIS for many years directing the programs of leading Australian athletes like Shaun Creighton, Rob de Castella and Simon Doyle. As an athlete he competed for Australia at the 1962 Commonwealth Games where he placed seventh in the three mile. Peter has the benefit of training in one of the strongest distance squads in Australia with Al Stevenson, Duncan Long and Nick Lorenz amongst his training partners. Peter likes mountain biking and kayaking and aims to become a registered Echocardiographer.

Media Comment:

Peter started in Little Athletics in under-9s and also played soccer. He continued to do both athletics and soccer for eight years before focusing his attention towards athletics. At the age of 13/14 he met his first coach Kevin Crisp through school athletics. Kevin introduced Peter to some formalised training and continued to coach him for six years. Throughout his teens he became a leading Queensland track and cross country runner. He competed regularly at National titles winning medals in the 3000/5000m and cross country championships. Peter has made significant progress in the steeplechase since taking up the event in 2000. He has now only run 10 races at his new event starting with 9:12. Last season he broke the Queensland 3000m Steeplechase record becoming the greatest steeplechaser in QLD history. Also in 2001 he won the National title and clocked the fastest time by an Australian during the season. He ran well at the 2001 World University Championships placing 11th and just missing his personal best with a time of 8:44.57. Slashed nearly 10 seconds from his best to defeat Martin Dent in the Telstra Zatopek Classic in December. His time of 8:33.48 elevated him to No 11 in Australian history. (Dec 2001)



PAUL NUNNARI

Date of Birth: 6 February 1973
Occupation: Social Worker
Weight: 53kg
State: NSW
Coach: Andrew Dawes
Previous Coach: Jenni Banks
Scholarship: NSWIS
Club: Wheelchair Sports NSW
Place of Birth / Residence: Sydney NSW/Catherine Fields NSW
Marital Status: Single
Gender: Male

INTERNATIONAL CHAMPIONSHIPS:

Paralympics: '96 - 800m, 1500m, Marathon'00 - 800m heat, 1500m semi, 5000m semi, Marathon
 19th, 4x400m semi
 IPC World Championships: '94 - 800m, 1500m, Marathon'98 - 800m, 1500m, Marathon, 4 x 400m

EVENTS / PBS:

1500m	2001	3:00.88
5000m	2001	10:33.39
800m	2001	1:41.42
Marathon	2001	1:37:23

Interesting Facts:

Competing at the Sydney Paralympics was Paul's fourth major championships, following his participation in the 1994 and 1998 World Championships and the 1996 Paralympics. Paul claims one of his hobbies is training. He is very close to his family and is the eldest child with three sisters.

Media Comment:

DISABILITY CLASSIFICATION T54 Wheelchair (Have normal arms and hand function. Have a range of trunk function from some to normal. May have some leg function).

In Sydney he contested the 800m, 1500m, 5000m, Marathon and 4x400m relay. Paul's classification is the toughest wheelchair class, at the Paralympics was one of the most spectacular and competitive with many events requiring three rounds, and provided many close races. Paul's relay team won their semi, but on times didn't earn a place in the final. In Paul's 5000m semi, he clocked a seasonal best time of 10:40.02 to place 12th, but amazingly he would have won the other semi-final. (Dec '01)

SHERMIN OKSUZ

Date of Birth: 24 March 1984

Occupation: Student

Height: 169cm

Weight: 57kg


State: WA

Coach: Lee Derby & Len Hughes

Club: University of Western Australia

Place of Birth / Residence: Perth / Perth WA

Gender: Female



AUSTRALIAN CHAMPIONSHIPS:

Long Jump: '98 - 3rd (AAS U20), '00 - 2nd (U20) '01 - 1st, '01 (U20) - 1st, '01 (AYC U18) 1st, '01 - 1st, '01 (AAS U18 & U20) - 1st

INTERNATIONAL CHAMPIONSHIPS:

World Junior Championships: '00 - Long Jump 9th (6.06)

World Youth Championships: '99 - Long Jump - did not qual (5.73), '01 - 1st (6.41)

PROGRESSION:

Long Jump	1996	5.15m
	1997	5.39m
	1998	5.66/6.31mw
	1999	6.32m
	2000	6.30m
	2001	6.45/6.65mw

EVENTS / PBS:

100m	1998	12.01
	2001	11.93w
Long Jump	2001	6.45
	2001	6.65w

RECORD(S):

Australian U16 record - Long Jump - 6.32m

Interesting Facts:


Shermin, who started athletics when she was aged seven, enjoys going to the beach, shopping and parties. Her younger sister Alyce also competes in the long and triple jump.

Media Comment:

Shermin made a break though in late 1998 at the Australian All Schools when she won the U16 and U18 titles with wind assisted jumps of 6.08m and 6.31m. She jumped better at the Australian Youth Championships in March 1999, where she claimed the U16 and U18 titles with leaps of 6.19m and 6.32m. Shermin also won the U16 100m. These performances won her selection in the team for the inaugural World Youth Championships in Bydgoszcz, Poland. Shermin's 6.32m placed her favourite for the event, but she didn't progress from the qualifying round after her series included foul, 2.91m and 5.73m on the last jump. Disappointingly she had required only 5.81m to make the final and the event was eventually won with a leap of 6.29m. The summer of 1999/00 did not see Shermin in good shape. In six jumps at various National titles, she could only leap a best of 5.95m and 6.06m windy. But by the time of the Olympic trials in August 2001, Shermin was back to her best shape and leapt 6.21m to secure a place in the team for the World Juniors, where she finished ninth in the final. In the late summer of 2000/01 Shermin was in awesome form, easily securing her place in the team for the World Youth, by winning the U18 long jump with a windy jump of 6.27m. On her 17th birthday, Shermin easily won the Australian U20 long jump title with a PB leap of 6.45m including three jumps over her previous pb of 6.32m. The next day she contested the open title and after the third round found herself in the lead, a position she would relinquish only on the second last jump of the competition to New Zealander Chantal Brunner. Shermin had achieved wind assisted leaps 6.65m and 6.52m on her way to the national title. The world No. 1 U18 confirmed her ranking with a win in the long jump at the World Youth Championships with a near personal best leap of 6.41m. (Dec 2001)

MARK ORMROD

Date of Birth: 1 December 1982
Occupation: Student Y12 Pedare HS
Height: 185 cm
Weight: 73kg
State: SA
Coach: Steve Butler
Scholarship: SASI
Club: Independant
Place of Birth / Residence: Adelaide/Adelaide
Marital Status: Single
Gender: Male



AUSTRALIAN CHAMPIONSHIPS:

400 metres: '99 - 1st (U18), '00 - 3rd (U20), '00 (OT) - 1st B race, '01 8th

INTERNATIONAL CHAMPIONSHIPS:

World Junior Championships: '00 - 400m Heat (47.66), 4x400m 8th
 East Asian Games: '01 - 400m 4th (46.07), 4x400m 2nd

PROGRESSION:

400m	1998	50.44
	1999	47.96
	2000	47.37
	2001	46.07

EVENTS / PBS:

200m	2001	21.87
400m	2001	46.07

Interesting Facts:

Mark's dad was a soccer striker for New Zealand and until last year Mark was playing State League soccer in Adelaide, also as a striker. He quit soccer, just prior to getting his first 400m world junior qualifier, as he considered he had better prospects in athletics. Mark started Little Athletics when he was 9 and has always been a sprinter. After he graduates from high school this year, Mark is aiming to study Chemistry or Chemical Engineering at university.

Media Comment:

Mark made a major improvement in 1999 and in 2000 secured selection in the World Junior team. At the WJs he ran close to his best in the individual 400m and ran in the heats of the 4x400m team that secured a finals berth. In December 2000 he ran a fast 10.79 in the heats of the U20 100m at the Australian All Schools, but unfortunately in the final he tore his right hamstring in three places. This injury restricted his appearances on the Telstra Athletics Grand Prix circuit during the summer of 2001. However he recovered sufficiently to slashing 0.85 seconds from his 400m best to place a brilliant fourth in the Australian men's open 400m championship. Selected in the team for the East Asian Games, he made further progress shaving 0.45 seconds from his personal best and claimed fourth place in a competitive race. (Dec 2001)

TIM PARRAVICINI

Date of Birth: 25 April 1981
Occupation: Uni Student
Height: 190cm
Weight: 81kg
State: QLD
Coach: Gary Cairns & Gary Bourne
Previous Coach: Peter Hall
Scholarship: QLD
Club: Townsville North
Place of Birth / Residence: Townsville / Townsville
Marital Status: Single
Gender: Male



AUSTRALIAN CHAMPIONSHIPS:

Long Jump '99 - 2nd, '00 - 3rd (U20), '01 - 2nd

INTERNATIONAL CHAMPIONSHIPS:

Aus V NZ Trans Tasman Test: '01 - Long Jump - 2nd (7.57w)

World Junior Championships: '00 - Long Jump - 5th (7.65)

East Asian Games '01 - Long Jump - 6th (7.30)

PROGRESSION:

Long Jump	1997	7.26
	1998	7.29
	1999	7.35
	2000	7.65/7.66w
	2001	7.94

EVENTS / PBS:

Long Jump	2001	7.94
-----------	------	------

Interesting Facts:


Tim's career highlight was his selection in the 2000 World Junior team. His hobbies include touch football, movies and music. Tim represented North Queensland in touch football in 1999. He was awarded the Junior Sportsperson of the Year award in 1994 during the Australia Day Awards as well as numerous other Sportsperson of the year awards in Townsville. Tim, Open Australian Champion Peter Burge and Australian U20 champion, Scott Crowe, are all former or current residents of Townsville.

Media Comment:

The Queensland long jumper made the 2000 World Junior team after a sixth placing in open competition at the Telstra Olympic Trials behind Olympic silver medallist Jai Taurima and finalist Peter Burge. In Santiago, Chile, Tim placed fifth setting a personal best in the qualifying round and final. His fifth placing was the best performance at the World Juniors by an Australian since David Culbert placed fourth in 1986. While still in his teens, he added 29cm to his personal best in a high quality national championship in 2001, where he finished a close second to Olympic finalist, Peter Burge. He placed sixth at the East Asian Games in May, but due to a serious hamstring injury, Tim was forced to withdraw from the World University Games. (Dec 2001)

PAUL PEARCE

Date of Birth: 8 January 1977
Occupation: Athlete
Height: 181cm
Weight: 77kg
State: VIC
Coach: Barry McLeod
Scholarship: VIS
Club: Athletics Essendon
Place of Birth / Residence: Gisborne, VIC
Marital Status: Single
Gender: Male



AUSTRALIAN CHAMPIONSHIPS:

100 metres: '95 - 2nd (U20), '96 - 2nd (U20), '97 - semi, '99 - heat,
 200 metres: '96 - 2nd (U20), '97 - 3rd, '99 - heat, '00 (OGT) - heat,
 400 metres: '00 - semi, '00 (OGT) 7th, '01 - 1st

INTERNATIONAL CHAMPIONSHIPS:

World Junior Championships: '96 - 100m semi, 200m 6th, 4x100m 3rd
 World University Games: '97 - 200m 2nd Round, 4x100m heat, '01 - 400m quarter-final, 4x400 4th

PROGRESSION:

100m	1993	11.00s
	1994	10.84s
	1995	10.84s
	1996	10.55s
	1997	10.71s
	1999	10.73s
	2000	10.61s
	2001	10.3s
200m	1993	22.2s
	1994	21.86s
	1995	21.86s
	1996	21.09s
	1997	20.58s
	1998	20.9s
	1999	21.20s
	2000	21.12s
400m	2001	20.75s
	1996	47.84s
	1999	47.17s
	2000	46.55s
2001	45.87s	

EVENTS / PBS:

100m	1996	10.55s
200m	1997	20.58s
400m	2001	45.87s

Interesting Facts:

Under the direction of Barry McLeod, Paul trains with one of the leading sprint squads in Australia which includes Steve Brimacombe, Jason Richardson, Bryce Barnwell and Adam Basil.

Media Comment:

Paul is an outstanding sprint prospect who came of age at the 1996 World Juniors. Having just missed the 100m final, Pearce stepped out in style in the 200m running what he described as the race of his life to finish 6th, just 2/100th of a second off a medal. Paul capped off a successful championship with a bronze in the relay. Competing at the 1997 Nationals, Paul ran a brilliant 20.58 in the heats, then clocked 20.78 to win the bronze medal. Despite an interrupted preparation Paul went to Europe in an attempt to qualify for the 1997 World Championships relay squad. Unfortunately he missed selection for Athens however he ran the individual 200m at the World University Games. A few years of injury in the late '90s were followed by a major breakthrough in a new event when he took the national 400m title in March 2001. After a four year absence, he returned to the international stage, competing at the World University Games. He proceeded to the quarter-finals in the 400m and helped the 4x400 team to fourth in the final. (Dec 2001)

FREDERIC PERIAC

Date of Birth: 5 March 1970

Occupation: Athlete

State: VIC

Coach: Andrew Dawes

Club: Wheelchair Sports Victoria

Place of Birth / Residence: France / Melbourne, VIC

Marital Status: Married

Gender: Male

INTERNATIONAL CHAMPIONSHIPS:

Paralympics: '96 - 200m semi, 400m semi, 800m semi, '00 - 400m, 1500m, 1500m

World Championships: '94 - 200m final, 400m final, '98 - 4 x 100m 1st, 200m semi, 800m semi, 400m final

EVENTS / PBS:

400m	2001	50.69
800m	2001	1:40.25
1500m	2001	3:06.59
5000m	2001	10:49.00

Interesting Facts:

Frederic won the Disabled Sportsman of the Year for Guadeloupe, FRA in 1993 and has won the Regional Sports Awards in France from 1994 to 2000. When he's not training, he enjoys being a handyman around the house, spending time with his new family and experiencing the Australian culture. Of course his biggest dislike is vegemite and has a bad habit of being talkative, even in French.


Media Comment:

DISABILITY CLASSIFICATION: T54 (Paraplegia predominantly affecting lower limbs)

Frederic has joined Australia from his home nation of France for who he represented in Sydney last year in the 400m, 1500m and 4 x 100m relay. As an athlete with polio in his left leg, he chooses to compete in the toughest wheelchair class-T54. Frederic has competed at World Championships in 1994 and 1998 and at the 1996 and 2000 Paralympics and now he aims to qualify for Australia and return to his home country, this time in green & gold. (Nov '01)

JANA PITTMAN

Date of Birth: 9 November 1982
Occupation: Student/Athlete
Height: 182
Weight: 70
State: NSW
Coach: Craig Hilliard
Previous Coaches: Jackie Byrnes , Fira Dovskina, Wayne Clarke
Club: Hills District
Place of Birth / Residence: Eastwood/Canberra
Marital Status: Single
Gender: Female



AUSTRALIAN CHAMPIONSHIPS:

200m: 1999: 1st (U18)
 400m: 1999: 1st (U18), 2000 3rd
 400m Hurdles: 1998 1st (U18), 1999 1st (U18), 2001 1st

INTERNATIONAL CHAMPIONSHIPS:

Olympic Games: 2000: 400m Hurd - heat, 4 x 400m - 5th (ran heat)
 World Junior Championships: 2000: 400m - 1st, 400m Hurd - 1st, 4 x 400m - 7th
 World Youth Championships: 1999: 400m - 7th, 400m Hurd - 1st

PROGRESSION:

400m	1999	51.80
	2000	51.76
	2001	51.74
400m Hurdles	1999	56.23
	2000	55.20
	2001	55.93

EVENTS / PBS:

100m	1999	12.13
100m Hurdles	2000	13.92
200m	1999	23.60
400m	2001	51.74
400m Hurdles	2000	55.20

RECORD(S):

World Junior Record: 400m hurdles - 55.20s
 Australian U18 & U20 Record: 400m hurdles - 55.20s
 Australian U18 Record: 400m - 51.80s

Interesting Facts:

Jana is known for her fascination with collecting stuffed wombat toys and her nicknames are Guarma and Sticks. Before competition, Jana always paints her finger and toe nails in the colours of who she is representing (i.e. club, state, nation) and wears a gold bracketlet given to her by her former training partner, Melinda Gainsford-Taylor. Jana plans to start a Science/law degree at ANU in 2002.

Media Comment:

Jana's first Australian medal was in the 200m hurdles at the Australian under-15 in December 1996. But it was in October 1998, still aged 15-years, that Pittman started to stamp herself as one of the future stars of Australian track and field. The next two years would see her win world titles and become the fastest junior 400m hurdler in history. Competing at the NSW All Schools in October 1998, Pittman made her 400m hurdles debut, then in March 1999, Jana won the 200m, 400m and 400m hurdles at the trials for the World Youth (U18) Championships. In her first season over 400m hurdles she had clocked 57.74, and also recorded performances of 12.13 (100m), 24.17/23.95w (200m), 53.80 (400) and 14.69 (100H). Over just three days of competition, Jana raced five times at the World Youth (U18) Championships held at Bydgoszcz in Poland, where she won the 400 hurdles and placed seventh in the 400m. By Christmas 1999, Jana had dramatically slashed her bests to 56.23 (400H), 51.80 (400m) and 23.60 (200m) and had become a genuine Olympic team prospect. At the 2000 Australian Championships, Jana placed third in the 400m hurdles, then in March 2000, while on a tour of South Africa, she equalled the World Junior 400m hurdles record with a dazzling time of 55.20. In August she won the 400m hurdles at the Olympic trials. At the Olympics, Jana placed third in her heat, missing a semi-finals berth by just position. Jana was selected in the 4x400m relay team and ran a storming third leg in the heats, clocking 51.10. The team clocked 3:24.05, breaking a 25-year-old Australian record. Less than three weeks later, in between High Schools Certificate exams, Jana contested the World Junior Championships in Chile, where she won the 400m and 400m hurdles double. Jana became the first woman to achieve this performance at an IAAF/IOC (Olympics, World Champs, World Juniors or World Cup) event. The performance had only ever been achieved in regional competition by, Australia's Debbie Flintoff-King (Commonwealth Games in 1986) and Indian PT Usha (Asian Games in the 80s). In November 2000, Jana was presented the IAAF's Rising Star award. Despite a patchy 2001 summer season, Jana won her first open national title in the 400m hurdles. In April 2001, Jana relocated to the AIS and was forced to withdraw from the team for the World Championships, with plantar fasciitis. In very good form in late 2001 and with just weeks remaining as a junior athlete, Jana decided to attempt to break her own World Junior 400m hurdles record, but running virtually solo, she missed the record running an impressive 55.93. (Dec 2001)

ANDREW POPE

Date of Birth: 21 February 1978

Occupation: Student

Height: 165 cm

Weight: 56kg

State: QLD

Coach: Vicki Goodall

Scholarship: University of QLD Sports Development Squad

Club: University of Queensland

Place of Birth / Residence: Brisbane QLD / Mt Samson Qld

Marital Status: Single

Gender: Male

INTERNATIONAL CHAMPIONSHIPS:

IPC World Championships: '98 - 400m semi final, 800m semi final

CP World championships: '01 - 400m 10th, 800m 4th, 1500m 5th

PROGRESSION:

1500m	1999	6.03.60
	2000	5.50.97
	2001	5.40.48
800m	1998	2.58.49
	1999	2.47.74
	2001	2.45.00

EVENTS / PBS:

400m	2001	1.13.54
5000m	2001	21.57.54
800m	2001	2.47.74
1500m	2001	5.40.48

RECORD(S):

Australian Record: 5000 metres

Interesting Facts:


Andrew aims to complete his Bachelor of Arts by July 2002 and start a Bachelor of Social Science (Human Services) in February 2002. When he's finished, he hopes to find work in Disability Services. He is a member of the Samford Valley Rotary Club and has received the Development Award from the University of Queensland since 1997. In 1996, he won the Pierre De Coubertin Award.

Media Comment:

DISBAILTY CALSSIFICATION - T36 Cerebral Palsy (Predominantly affected in upper limbs, but some dysfunction throughout the body) Andrew was encouraged to compete by the Sporting Wheelies and Disabled Association and currently holds the Australian Record in the 5000m. He competed at the 1998 World Championships running in the semi finals of both the 400m and 800m. He next aims to qualify and attend his second World Championships in Lille, France in July 2002 and then the Paralympic team for Athens in 2004. (Nov '01)

MICHAEL POWER

Date of Birth: 9 May 1976
Occupation: Personal Trainer / Athlete
Height: 181 cm
Weight: 67kg
State: VIC
Coach: Greg Power
Previous Coach: John McDonnell
Scholarship: VIS
Club: Glenhuntly
Place of Birth / Residence: Ferntree Gully, Vic / Frankston
Marital Status: Single
Gender: Male



AUSTRALIAN CHAMPIONSHIPS:

1500 metres: '94 - 3rd (U20)
 5000 metres: '00 - 1st (Open)

INTERNATIONAL CHAMPIONSHIPS:

Olympic Games: '00 - 5000m heat
 World Cross Country: '00 - 4km 69th, '01 - 4km 24th
 World Junior Championships: '94 - 1500m 5th
 World Junior Cross Country: '94 - 8.14km 98th

PROGRESSION:

1500m	1993	3.46.73
	1994	3.43.86
	1995	3.41.31
	1996	3.45.24
	1997	3.43.88
	1998	3.41.41
	1999	3.47.38
	2000	3.40.94
	2001	3:40.76
	3000m	2000
2001		7:47.84
5000m	1998	13.41.63
	1999	13.36.37
	2000	13.27.07
	2001	13:23.56

EVENTS / PBS:

1500m	2001	3.40.76
3000m	2000	7.46.22
5000m	2001	13.23.56
Mile	1995	3.58.03

Interesting Facts:

Michael is the younger brother of World Junior medallist and Commonwealth Games representative Susie. He became the youngest Australian to ever go under 4 minutes for the mile in 1995. His superstition when racing is to bless his face before the start. He received the '93 Fred Lester Award for the Most Outstanding Middle Distance Junior.

Media Comment:

Former world junior finalist over 1500m, who spent most of 1996 to 1999 studying in the USA at the University of Arkansas where he also finished second in the illustrious NCAA Cross Country Championships in 1999. Improved on the Australian track in 2000 becoming Australia's newest distance star over 5000m with numerous victories on the Australian Grand Prix circuit and an Olympic 'A' Qualifier. Selected to represent Australia in the 2000 Olympics for 5000m after finishing second at the Telstra Athletics Trials. Michael lowered his personal best for 3000m to 7.46.22 at a pre - Olympics warm up meet one week before the Olympics commenced. At the Games he finished 13th in his 5000m heat missing a place in the final. Michael enjoyed a very solid 2001 season, lowering his 1500m and 5000m best, and placed 24th in the short course at the World Cross Country Championships. Has been battling an Achilles injury in late 2001. (Dec 2001)

SUSIE POWER

Date of Birth: 26 March 1975
Occupation: Athlete
Height: 176cm
Weight: 58kg
State: VIC
Coach: Greg Power
Previous Coach: Chris Wardlaw
Scholarship: VIS
Club: Glenhuntly
Place of Birth / Residence: Melbourne / Melbourne
Gender: Female



AUSTRALIAN CHAMPIONSHIPS:

1500 metres '93 - 1st, '95 - 5th
 3000 metres '93 - 2nd
 5000 metres '99 - 3rd
 Cross Country '93 - 1st

INTERNATIONAL CHAMPIONSHIPS:

Commonwealth Games: '94 - 3000m - 5th
 World Cross Country: '99 - 40th
 World Cup: '94 - 3000m - 4th
 World Junior Championships: '92 - 3000m - 8th, '94 - 3000m - 2nd
 World Junior Cross Country: '92 - 12th, '93 - 5th, '94 - 12th
 Goodwill Games: '01 - 5000m 5th 15:23.87, 10000m 3rd 31:50.36

PROGRESSION:

10000m	2001	31:26.34
1500m	1991	4.26.72
	1992	4.18.10
	1993	4.14.46
	1994	4.13.79
	1995	4.12.02
	1999	4.17.45
	2000	4.14.70
3000m	1991	9.40.80
	1992	9.04.30
	1993	8.59.71
	1994	8.56.93
	1995	9.01.47
	1999	9.39.00
	2000	8.57.08
5000m	1999	15.23.18
	2000	15.27.07
	2001	15.23.87

EVENTS / PBS:

10000m	2001	31:26.34
1500m	1995	4.12.02
3000m	1994	8.56.93
5000m	1999	15.23.18
Mile	1992	4.32.73

RECORD(S):

Australian Allcomers and U20 record - 1000m - 2:39.4
 Australian U20 record - Mile - 4:32.73
 Australian U20 record - 2000m - 5:50.47

Interesting Facts:


Susie's brother, Michael, was the Australian 5000m champion in 2000 and she is coached by her father, Greg. Like her brother, Susie always blesses her face before the start of a race. Her regular training partners are her two border collies.

Media Comment:

Susie compiled an impressive record as a teenager, including three top-12 finishes at the World junior cross country championships. In her last major junior competition, the 1994 World Championships in Lisbon, Susie stamped herself as an athlete of the future. She placed a gallant second in a world class field, which included Kenyan Sally Barsosio, who had 12 months previously become the youngest ever medallist at the World Championships, when she placed 3rd in the 10,000m, but she would go on to win the 1997 title. The winner of the race was Romanian Gabriela Szabo, who became the finest distance runner in the world in the late '90s and early '00s. In September, Szabo just edged Susie for the bronze medal in the 3000m at the World Cup. Throughout the remainder of the '90s, Susie showed glimpses of brilliance, but for various reasons, including injury, she would fail to proceed. In early 1999, Susie ran two sub-15:30 5000m times and hopes of Olympic selection looked good. Susie had another solid summer in 2000, where she clocked 4:14.70 (1500m), 8:57.08 (3000m) and 15:27.07 (5000m), but she would not contest the Telstra Olympic trials in August as she had fallen pregnant. In December 2000, Susie gave birth to Jai, and before he was home from hospital Susie was back running. An achilles injury delayed a full resumption to training, but by March she was back in solid work. On July 21 2001, she ran a fast 19:02 for her 6.2km leg at the Victoria Road Relay Championships, then the major breakthrough occurred on August 12, when she broke Lisa Ondieki's 1988 City to Surf race record. She was invited to contest the Goodwill Games, where she placed fifth in the 5000m, clocking 15:23.87, just outside her personal best, and an excellent third in the 10,000m where she smashed her personal best by over a minute to clock 31:50.36, the second fastest time in Australian history. In December 2001, Susie closed within 10 seconds of Ondieki's 10,000m record with a scintillating win in the Telstra Zatopek Classic, becoming the second fastest Australian all-time. During 2001, Susie also took out the Skilled Burnie Ten, Advertiser City-Bay, New Balance Bolt, Sunday Telegraph Bridge Run and Olympic Dream. Competing in cool and wet conditions in the annual Zatopek, Susie ran superbly to clock 31:26.34, the second fastest 10,000m in Australian history and the No 4 performance in the world for 2001. (Dec 2001)

PETRINA PRICE

Date of Birth: 26 April 1984
Occupation: Athlete/Student
Height: 180 cm
Weight: 54kg
State: NSW
Coach: Peter Lawler
Previous Coach: Stephen Price
Scholarship: NSWIS
Club: Wollongong Athletics
Place of Birth / Residence: Greenacre, Sydney/Bulli NSW
Marital Status: Single
Gender: Female



AUSTRALIAN CHAMPIONSHIPS:

High Jump: '00 (U20) - 2nd, '01 (U18)-1st, '01 (U20)-1st, '01 - 2nd,

INTERNATIONAL CHAMPIONSHIPS:

World Youth Championships: '01 - 2nd (1.81m)

World Junior Championships:'00 - 7th

PROGRESSION:

High Jump	1998	1.55m
	1999	1.79m
	2000	1.85m
	2001	1.90m

EVENTS / PBS:

High Jump	2001	1.90
-----------	------	------

Interesting Facts:

Petrina started athletics at school when she was aged eight. She watched other athletes doing the flop and successfully copied it, placing third in her first competition. As she suffered from Asthma and showed natural ability, her parents decided to enroll her in Little Athletics. She is coached by Peter Lawler who, is a six-time national javelin medallist and guided Louise McPaul to silver in the javelin at the Atlanta Olympics. Petrina is the eldest of five girls and enjoys hanging out with friends, going to the beach, going to movies, listening to music and rollerblading.

Media Comment:

This Wollongong athlete has made an amazing progress over the last three years. At the conclusion of the 1998/99 season, Petrina was the No 5 ranked U15 high jumper in Australia, 12 months on she had moved to No 2 open in Australia and then the following year to No 1 open in Australia, while still only aged 16. Petrina stated the 1999/2000 season with a pb of 1.67m but at the December 1999 Australian All Schools, she started to make progress, claiming a gold and two silver medals with leaps of 1.78m, 1.78m and 1.79m. Another major break through occurred on the 15 January 2000 at the Canberra Grand Prix, when she cleaned up a top field including Sherryl Morrow (pb 1.88) and Lisa Bruty (pb 1.90) with a personal best and World Junior qualifying height of 1.84m. An injury slowed continued progress that season. At the Olympic trials in August 2001, Petrina gave dual Olympian, Alison Inverarity a tough battle for the honour of representing Australia at the Sydney Olympics Petrina eventually finished second and secured her place in the team for the 2000 World Juniors. In her international debut, in Santiago, Petrina was superb. Very competitive qualifying rounds required her to place in the top-12, but as the competition progressed it was becoming obvious that 1.80m would not secure a place in the final and a clearance at 1.83m would be required. Petrina was over 1.80, but had two misses at 1.83m. But under pressure, Petrina was tremendous, clearing the bar and progressing into the final, where she cleared 1.80 to place seventh. Petrina was the youngest in the top-8. Her best leap for the year (1.85m) ranked Petrina equal No 1 U17 in the world for 2000. Domestically in 2000/2001 women's high jumping in Australia was dominated by Petrina, starting with dual gold medals at the Australian All Schools in December, a win in the Sydney Youth Olympic Festival and the Australian Youth Championships U18 title. After an undefeated series of four wins on the 2001 Telstra Athletics Grand Prix circuit with a best clearance of 1.85m in Hobart her first open title looked a safe bet. But unfortunately Queenslanders Carmen Hunter would take the title, as Petrina cleared a below par 1.78m. The next day she returned to top form with a lifetime best of 1.88m to win the junior title. In difficult weather conditions, the following week in trying weather conditions she won the high jump in the match against New Zealand with a tremendous leap of 1.86m. Selected for the World Youth (U18) Championships, Petrina claimed her first international medal, winning silver with a height of 1.81m. Claimed two golds at the 2001 Australian All Schools Championships with heights of 1.87m and 1.90m - the two highest leaps in 25 years of Australian All Schools history. Her 1.90m leap was a Commonwealth Games A qualifier, the No 6 performance by a junior in the world in 2001 ((No 1 U18) and the highest leap by an Australian for nearly three years. (Dec 2001)

STUART RENDELL

Date of Birth: 30 June 1972
Occupation: Research Officer/Student
Height: 187cm
Weight: 117kg
State: ACT
Coach: Nigel Martin & Peter Farmer
Previous Coach: Sue Howland
Scholarship: AIS
Club: Combined Universities
Place of Birth / Residence: Canberra, ACT
Marital Status: Married
Gender: Male



AUSTRALIAN CHAMPIONSHIPS:

Hammer: '95 - 2nd, '96 - 2nd, '97 - 1st, '98 - 1st, '98 (CGT) - 1st, '99 - 1st, '00 - 1st, '00 (OGT) - 1st, '01 - 1st

INTERNATIONAL CHAMPIONSHIPS:

Commonwealth Games: '98 - Hammer - 1st

Olympic Games: '00 - Hammer - qual. Round

World Championships: '97 - Hammer - qual. round, '99 - qual. round, '01 - qual. round

PROGRESSION:

Hammer Throw	1995	67.32m
	1996	74.64m
	1997	76.48m
	1998	76.02m
	1999	76.86m
	2000	77.68m
	2001	78.99m

EVENTS / PBS:

Hammer Throw	2001	78.99m
--------------	------	--------

RECORD(S):

Australian record - Hammer Throw - 78.99m

Interesting Facts:


Known by his training partners as "Love God", "Silverback" or "Rudiger" Stuart wears his lucky black socks when competing. A talented sportsman, Stuart represented the ACT in the Aussie Rules' Teal Cup and state volleyball. He also played in the U/17 Australian volleyball side. His father is a past recipient of the ACT's 'Mulrooney Medal' for Aussie Rules, while Stuart won ACT Athletics Athlete of the Year Award in '98 and '99.

Media Comment:

The ACT giant emerged from the shadow of Sean Carlin during the '97 season. After winning Commonwealth gold in 1998, Stuart became a world beater and on a tour of South Africa in March 2000 he broke the Australian record throwing 77.68m to beat some of the world's best. With an Olympic "A" Standard Qualifier and a win at the Telstra Olympic Trials Stuart was selected for the 2000 Olympic team to contest the Hammer Throw where he was unable to progress past the qualifying round with a best throw of 72.78m. Competing on his home ground at a meet in Canberra, he raised his Australian record to 78.40m. Stuart prepared for the 2001 World Championships from his base in Hungary where he twice raised the national record with throws of 78.90m and 78.93m. Upon arrival in Canada, he again raised the record to 78.99m, but at the World Championships he unfortunately missed qualifying for the final with a best throw of 75.00m, requiring only 76.92m to proceed into the final. (Dec 2001)

ROHAN ROBINSON

Date of Birth: 15 November 1971
Occupation: Athlete / Student
Height: 190 cm
Weight: 79kg
State: VIC
Coach: Craig Hilliard
Previous Coaches: Roy Boyd, Norm Osborne
Scholarship: AIS
Club: Glenhuntly
Place of Birth / Residence: Ferntree Gully VIC / Canberra ACT
Marital Status: Single
Gender: Male



AUSTRALIAN CHAMPIONSHIPS:

400m Hurdles: '91 - 1st, '92 - 1st, '93 - 1st, '94 - 2nd, '95 - 1st, '96 - 1st, '97 - 1st, '98 - 1st, '99 - 3rd (2nd Aust), '00 - 1st

INTERNATIONAL CHAMPIONSHIPS:

Commonwealth Games: '90 - 400m Hur - heat, '94 - 5th, '98 - 2nd
 Goodwill Games: '98 - 400m Hur - 6th
 Olympic Games: '96 - 400m Hur - 5th, '00 - 400m Hur - heat
 World Championships: '91 - 4x400m - SF, '93 - 400m Hur - SF, '95 - heat, 4x400m heat, '97 - heat, '99 - withdrew
 World Cup: '94 - 400m Hur - 7th
 World Indoor Championships: '91 - 4x400m - 4th
 World Junior Championships: '90 - 400m Hur - 1st, 4x400m - 3rd
 World University Games: '93 - 400m Hur - 6th, '97 - 8th, '99 - Withdrew

PROGRESSION:

400m Hurdles	1989	50.33
	1990	49.73
	1991	49.35
	1992	49.49
	1993	49.36
	1994	49.53
	1995	49.21
	1996	48.28
	1997	48.82
	1998	48.43
	1999	49.57
	2000	49.41
	2001	49.92

EVENTS / PBS:

400m	1991	45.98
400m Hurdles	1996	48.28

RECORD(S):

Australian record - 400m Hurdles - 48.28

Interesting Facts:

When not in competition, Rohan enjoys surfing, performing in his band and using computers. His superstitions include always putting his right shoe on first, training at all times with a hammer symbol on his neck chain (represents strength in Viking mythology) and avoids black cats at all times. His nicknames are "Ronin" and "Doc Robinson" and he has a grandfather who represented Australia in hockey. In 1991 Rohan was named the inaugural MLC Sports Foundation Ambassador and Victorian Junior Sports Star of the Year.

Media Comment:

Outstanding junior who won gold at the World Juniors in '90 and followed with first senior national title win in '91. Early in '96 went on an amazing record breaking spree, setting three Australian records in three races. Continued to improve right up until the '96 Olympic Games where he ran the race of his life to finish fifth in the final after running an Australian record in the semi-final. Achieved his first Track & Field News top ten ranking in 1996. Continued his world top ten ranking in '97 finishing tenth. Ran a great race in the final at the '98 Commonwealth Games after an interrupted preparation to finish second after leading the field into the straight. Won his eighth national title over 400 hurdles in 2000 at Stadium Australia. After finishing second at the Telstra Athletics Trials behind Blair Young in the 400m Hurdles, Rohan was selected for the Sydney Olympics. Rohan just missed progressing past the first round at the Olympics after finishing in his heat. Injury ruined most of 2001. (Dec 2001)

MELISSA ROLLISON

Date of Birth: 13 April 1983
Occupation: Student/athlete
Height: 166cm
Weight: 49kg
State: QLD
Coach: Brian Chapman
Scholarship: QAS
Club: Victory Sports
Place of Birth / Residence: Adelaide/Tweed Heads South, NSW
Marital Status: Single



AUSTRALIAN CHAMPIONSHIPS:

Australian All Schools: '00- 1st 1500m, 3000m and 2km Steeple (U/18),
 Australian Championships: '99- 3km Steeple Chase 1st, '00- 3km Steeple Chase 1st

INTERNATIONAL CHAMPIONSHIPS:

World Schools Championships: '00- Cross Country (U/18) 2nd
 World Junior Championships: '00- 1500m 8th
 World Junior Cross Country: '01- 14th
 Goodwill Games: '01-3km Steeple 1st

PROGRESSION:

1500m	1997	4:32.10
	1998	4:29.51
	1999	4:22.55
	2000	4:19.55
	2001	4:15.67
2000m Steeple	1998	6:37.50
	1999	6:31.04
	2000	6:25.77
	2001	6:32.23
3000m	1997	9:45.50
	1998	9:40.85
	1999	9:49.01
	2000	9:17.76
	2001	9:03.64

EVENTS / PBS:

1500m	2001	4:15.67
2000m Steeple	2000	6:25.77
3000m	2001	9:03.64
3000m Steeple	2001	9:30.70
800m	2001	2:06.10
Mile	1998	4:49.31

RECORD(S):

Australian U/20 Record: 2km Steeplechase
 Australia Record: 3km Steeplechase
 World Junior Record: 3km Steeplechase

Interesting Facts:

For good luck Melissa now carries a 20c coin given to her by her sister's boyfriend. Melissa has recently received a scholarship from Multiplex awarded to emerging Queensland sportswomen. Melissa has a love of the beach and fortunately much of her training, both track and jogs, are within viewing distance of the surf. Her favourite foods are Lasagna and pasta and she likes watching Ally McBeal and Friends. Under coach Brian Chapman, her squad includes over 30 athletes. Melissa started athletics while she was in Primary School, (aged 11) and contested most events, but soon after she started to like the 800m and made it to state level and was then approached by her current coach Brian Chapman to start training with his squad. The next year she won the 12 years Australian Cross Country championship.

Media Comment:

During her teens, Melissa had seen the boys at school competing in the steeplechase. Her coach was not keen for her to compete in the demanding event, but eventually he relented and on 23 October 1998, she won her debut over 2000m steeplechase at the Queensland All Schools in the very impressive time of 6:37.63. In December she won the inaugural Australian All Schools U18 2000m Steeplechase titles and as the season closed, she claimed the Australia U18 & U20 2000m steeplechase records. In March 1999, aged just 15-years-old she won the inaugural National senior title over 3000m, in a superb time of 10:15.77. She had run her 3000m steeplechase debut just a month earlier in Brisbane clocking 10:26.95. Twelve months later at the Australian Championships, held at Stadium Australia, she became the first person to a set world record (junior record) in the Olympic stadium. Proving her abilities are not confined to steeplechasing, Melissa placed an outstanding eighth in the 1500m at the World Junior Championships in October and then in March 2001, placed 14th in the World Junior Cross Country Championships. At a Grand Prix meet in July in Nice, the world 3000m steeplechase record was broken, by Poland's Justyna Bak, along with Melissa's world junior and Commonwealth records as Kenyan teenager Irene Limka, ran 9:39.51. The biggest steeplechase competition to date would be held at the 2001 Goodwill Games. The field included World No 2, Kenyan Irene Likma and previous world record holder Cristina Iloc-Casandra, but Melissa was brilliant, winning the race by nine seconds, clocked the No 2 time in history and regaining her World Junior record. In December 2001, she won the Zatopek junior 300m in a personal best time of 9:03.64 and over then next few days ran the fastest 800m and 1500m in the 25-year history of the Australian All Schools Championship with times of 2:06.10 and 4:15.67 respectively. (Dec 2001)

LOUISE SAUVAGE (OAM)

Date of Birth: 18 September 1973
Occupation: Athlete
Weight: 60 kg
State: NSW
Coach: Andrew Dawes / Gary Foley
Scholarship: Australian Institute of Sport
Club: Australian Institute of Sport
Place of Birth / Residence: Perth / West Ryde NSW
Marital Status: Single
Gender: Female



INTERNATIONAL CHAMPIONSHIPS:

Berlin Marathon: '94 - 1st, '97 - 1st
 Boston Marathon: '93 - 3rd, '94 - 2nd, '95 - 4th, '96 - 2nd, '97/'98/'99 - 1st
 Honolulu Marathon: '97/'98 - 1st
 Los Angeles Marathon: '93 - 4th, '94 - 2nd, '95 - 2nd, '97 - 1st, '98 - 2nd
 Olympic Games: '98 - 800m - 1st, '00 - 1500m w/c - 1st
 Paralympic Games: '92 100m/200m/400m - 1st, 800m - 2nd, '96 400m/800m/1500m/5000m - 1st, '00 - 5000m - 1st, 1500m - 1st, 800m - 2nd
 Paralympic Marathon: '92 - 6th, '96 - 4th
 World Championships: '90 100m - 1st, '94/'98 - 800m/1500m/5000m - 1st

RECORD(S):

World Records = 200m, 1500m, 5000m, 4x100m and 4x400m

Interesting Facts:

CLASSIFICATION: T54

Disability Classification: T54 Wheelchair (Have normal arms and hand function. Have a range of trunk function from some to normal. May have some leg function). Nickname is "Lewis". Awards include - 1998 Paralympian of the Year, Young Australian of the Year (Australia Day Award in the sports category), 1997 Australian Paralympian of the Year, Cosmopolitan Magazine's 30 Most Successful Australian Women under 30 years, 1996 Australian Paralympian of the Year, 1994 Australian Paralympian of the Year, 1993 ABC Sports Star of the Year Award - National Junior Female Athlete of the Year, 1992 Order of Australia Medal. Official Sports/Tourism Ambassador for the Australian Tourist Commission, Western Australian Young Achiever Award, finalist, Confederation of Australian Sport, - Runner-up Female Athlete of the Year.

Media Comment:

A full-time professional athlete and undisputed number one female road and track racer in the world. Specialising in wheelchair road and track racing since 1990, Louise trains six days a week under scholarship with the Australian Institute of Sport and NSW Institute. A triple Paralympian with nine gold and two silver medals, representing Australia at the 1992 Barcelona, 1996 Atlanta and 2000 Sydney Paralympic Games as well as representing Australia in the 800m Women's Wheelchair demonstration event at the Atlanta Olympic Games and Sydney Olympic Games winning gold. Louise also represented Australia at the 1993, 1995 and 1997 IAAF World Athletic Championships winning gold in the 800m Women's Wheelchair demonstration event at each meet. Currently holds three individual world records in the 200m, 1500m and 5000m distances. She has also recorded outstanding wins in some of the world's most prestigious road races including the Boston, Los Angeles, Berlin and Honolulu Marathons. Louise qualified to represent Australia in the 800m wheelchair final at the Sydney Olympics eventually winning the gold medal in 1:56.07. She returned to the Olympic track for the Sydney 2000 Paralympics where she won gold in the 5000m and 1500m and silver in the 800m. (June 2001)

JANE SAVILLE

Date of Birth: 5 November 1974
Occupation: Athlete
Height: 164 cm
Weight: 53 kg
State: NSW
Coach: Ron Weigel
Scholarship: Australian Institute of Sport
Club: Randwick Botany Harriers
Place of Birth / Residence: Sydney / Canberra
Marital Status: Married
Gender: Female



AUSTRALIAN CHAMPIONSHIPS:

5km Walk: '90, '91, '92, '93, '94 - 1st (U20), '93 - 2nd, '97 - 1st (Open)
 10km Walk: '91 - 1st, '92 - 1st, '93 - 2nd, '94 - 3rd, '97 - 1st, '98 - 1st, '98 (CGT) - 2nd, '99 - 2nd
 20km Walk: '00 - 1st, '01 - disq.

INTERNATIONAL CHAMPIONSHIPS:

Commonwealth Games: '94 - 10km Walk - 8th, '98 - 10km - 1st
 Olympic Games: '96 - 10m Walk - 26th, '00 - 20km Walk - disq.
 World Championships: '97 - 10km Walk - 26th, '99 - 20km Walk - 7th, '01 - 20km Walk disq
 World Junior Championships: '90 - 5km Walk - 13th, '92 - 2nd
 World University Games: '97 - 10km Walk - 10th
 World Walking Cup: '93 - 10km Walk - 43rd, '97 - 10km Walk - 40th, '99 - 20km Walk - 18th

PROGRESSION:

20km Road Walk	1998	1:37:53
	1999	1:31:58
	2000	1:28:56
	2001	1:31:20

EVENTS / PBS:

20km Road Walk	2000	1:28.56
----------------	------	---------

RECORD(S):

Australian record - 20km Walk - 1:28:56.0
 Australian U20 record - 3000m Track Walk - 12:27.74
 Australian Best on Record - U18 8km Road Walk - 39:15.00
 Australian Best on Record - U20 10km Road Walk - 47:10.00

Interesting Facts:

A member of the South Maroubra Surf Lifesaving Club, Jane competed in the 1994/95 Devondale iron-woman series and the Australian Surf Lifesaving Championships from 1991-1995. Her sister, Natalie, has represented Australia at two World Junior Championships and World Walking Cups. Between 1988 and 1992 Jane contested the 200m Butterfly and 200 Individual Medley at the Australian Age Swimming Championships. On 4 Nov 2000 she married professional road cyclist and 1998 Commonwealth Games representative, Mathew White in Sydney. Jane deferred her Grad. Diploma in Applied Finance & Investments until after the Olympics.

Media Comment:

Jane was a world junior silver medallist in 1992 who had her first real taste of international competition at the Commonwealth Games in 1994 finishing 8th behind Kerry Saxby-Junna. The 1998 Commonwealth Games champion and covergirl of the 1994 Golden Girls of Athletics calendar continues to improve, finishing seventh at the 1999 World Championships and breaking Kerry Saxby-Junna's long-standing 20km Walk Australian Best on Record in Europe in May 2000. Jane contested the 20km Walk at the Sydney Olympics in one of the memorable moments of the Games when she led up to the final 200 metres but was disqualified in front of a capacity stadium. Jane was again disqualified in March 2001 at the Australian 20km Walk Championship in Brisbane. But she got back on track with two excellent second places in major walk events in Naumburg and Mexico in April. Unfortunately Jane was again disqualified at the 2001 World Championships in Edmonton (Dec 2001)

MATT SHIRVINGTON

Date of Birth: 25 October 1978
Occupation: Athlete
Height: 183 cm
Weight: 79 kg
State: NSW
Coach: Michael Khmel
Scholarship: New South Wales Institute of Sport
Club: Wests
Place of Birth / Residence: Sydney / Sydney
Marital Status: Married
Gender: Male



AUSTRALIAN CHAMPIONSHIPS:

100 metres: '94 - 8th, '96 - 2nd, '97 - 1st (U20), '98 - 1st, '98 (CGT) - 1st, '99 - 1st, '00 - 1st, '00 (OGT) - 1st, '01 - 1st
 200 metres: '97 - 1st (U20), '98 - 2nd, '98 (CGT) - 1st, '99 - 1st, '00 - heat, '00 (OGT) - 3rd

INTERNATIONAL CHAMPIONSHIPS:

Commonwealth Games: '98 - 100m - 4th, 200m - 6th, 4x100m - 3rd
 Olympic Games: '00 - 100m - SF, 200m - QF DNS, 4x100m - SF - DQ
 World Championships: '99 - 100m - 16th, 200m - 20th, 4x100m - DQ, '01 - 100m semi (7th, 10.32), 4x100 (4th, 38.83)
 World Cup: '98 - 100m - 5th
 World Indoor Championships: '99 - 60m - 4th, '01 - 5th
 World Junior Championships: '96 - 4x100m - reserve

PROGRESSION:

100m	1995	11.01
	1996	10.65
	1997	10.29
	1998	10.03
	1999	10.07
	2000	10.11
	2001	10.11
200m	1996	20.89
	1997	20.93
	1998	20.45
	1999	20.67
	2000	20.62

EVENTS / PBS:

100m	1998	10.03
	1998	20.45
60m	1999	6.52 (indoor)

RECORD(S):

Australian record - 100m - 10.03s
 Australian junior record - 100m - 10.29
 Australian Indoor record - 60m - 6.52

Media Comment:

Matt started his international career as a 4x100m relay reserve at the 1996 World Juniors and he made phenomenal improvements in 1997. He was a sensation in the 1998 Commonwealth Games with an amazing 10.03s to finish a stride behind Boldon, Fredericks and Thompson. He also showed his international capability with a fourth placing over 60m at the 1999 World Indoors behind Maurice Greene. With excellent contests with fellow Aussie Patrick Johnson in 2000, Matt took the national title over 100m at Stadium Australia in Feb 2000. Further success at the Telstra Athletics Trials with a 100m season best performance of 10.11s saw Matt selected for the 2000 Olympics in the 100 metres, 200 metres and 4 x 100m relay. Matt progressed well through the 100m rounds at the Olympics finishing fifth in his semi final but unfortunately had to withdraw from the 200m quarter final due to illness. In the 4x100m relay Matt was part of the team disqualified in the semi-final. In March 2001 he made his second 60 metre World Indoor Championship final. Under an injury cloud he claimed his fourth consecutive national title, before taking a rest from training and competition to get married. He proceeded to the 100m semi-finals at the 2001 World Championships, and helped the 4x100m relay to a well-above-expectations fourth placing. He placed third in the Goodwill Games 100m and in October was diagnosed with multiple shin stress fractures. (Dec 2001)

RUSSELL SHORT (OAM)

Date of Birth: 7 May 1969

Occupation: Public Speaker & Company Director

Height: 185cm

State: VIC

Coach: Merv Kemp

Previous Coach: Chris Nunn

Scholarship: VIS

Club: Glenhuntly

Place of Birth / Residence: Leongatha, VIC / Glenhuntly, VIC

Marital Status: Single

Gender: Male



INTERNATIONAL CHAMPIONSHIPS:

Paralympics: '88 - Discus 1st, Shot Put 1st, '92 - Discus, Shot Put 1st, Javelin 3rd, '96 - Discus 2nd,

Shot Put 2nd, '00 - Discus 1st, Shot Put 1st

IPC World Championships: '94 - Discus 1st, Shot Put 1st

IBSA World Championships: '98 - Discus 3rd, Shot Put 4th

Dutch Open Championships: '01 - Discus 1st, Shot Put 1st

PROGRESSION:

Shot Put	1992	13.81
	2000	15.20

EVENTS / PBS:

Discus Throw 2000 46.55m

Javelin Throw 1988 54.72m

Shot Put 2000 15.20m

RECORD(S):

World & Australian Records: Discus (F12)

Australian Record: Javelin, Shot Put, Discus (F13)

Interesting Facts:

Russell can lay claims to living just about everywhere, Darwin, Canberra and Melbourne. For something, different 'Rus' walked the Dakota Trail. His advice to other people: "Don't compete with other people, take their goals, set yours higher and compete with yourself". Awards he has received include an Order of Australia Medal, an Advance Australia Award and 3 Australia Day Awards.

Media Comment:

CLASSIFICATION: F12 Vision Impaired (Legally blind, with 0-5% of 'normal' vision in the best eye after correction)

Russell's first taste of Gold came at the 1988 Seoul Paralympic when we won both the discus and javelin. Since then Russell has never been far away from the top of the ranking's. In 1992, he claimed gold in the shot put and bronze in the javelin. At the 1996 Paralympic Games in Atlanta, he won silver in the Discus and Shot Put, then at the 1998 IPC Athletics World Championships in Birmingham, he won silver in discus, setting a New Australian Record, while finishing 4th in the Shot Put. Russell progressed back to the top of the world rankings in emphatic style at the Sydney 2000 Paralympics by winning gold in the shot put and then setting a New World Record in the Discus. (Dec '01)

DEBBIE SOSIMENKO

Date of Birth: 5 April 1974

Occupation: Teacher / Athlete

Height: 169 cm

Weight: 90kg

State: NSW

Coach: Rudolf Sopko

Previous Coach: Lawrie Barclay

Scholarship: NSWIS

Club: Bankstown Sports

Place of Birth / Residence: Sydney NSW

Marital Status: Single

Gender: Female



AUSTRALIAN CHAMPIONSHIPS:

Hammer: '92 - 1st, '93 - 1st, '94 - 1st, '95 - 1st, '96 - 1st, '97 - 1st, '98 - 1st, '99 - 1st

INTERNATIONAL CHAMPIONSHIPS:

Commonwealth Games: '98 - 1st

Goodwill Games: '98 - 4th

Olympic Games: '00 - 5th

World Championships: '99 - 5th

World University Games: '97 - 3rd

PROGRESSION:

Hammer Throw	1990	44.30m
	1991	47.14m
	1992	51.48m
	1993	58.90m
	1994	62.38m
	1995	65.24m
	1996	62.86m
	1997	66.60m
	1998	67.16m
	1999	66.78m
	2000	67.95m

EVENTS / PBS:

Hammer Throw	2000	67.95
--------------	------	-------

RECORD(S):

Australian and Commonwealth record - Hammer Throw - 67.95

Interesting Facts:

When she isn't training, "The Soz" spends her spare time watching motor racing, listening to country music and competing in go-karting.

Media Comment:

A pioneer of this new event for women, Debbie first set an Australian record in March 1992 when she threw 49.80m. It would be only 11 months until she took the record through the 60m barrier, with her sixth Australian record in January 1994. Debbie headed the world rankings in 1994 with a best throw of 62.38m. Raised her Australian record for the 17th time at the Commonwealth Games trials in 1998, and went on to take the inaugural Commonwealth title. Returned from a back injury in 2000 and at a pre-Olympics meet held in Nudgee Debbie continued to improve her personal best throwing a new Australian record of 67.22m. Just missed the medals at the Sydney Olympics throwing her 19th Australian record (67.95m) on her first attempt to finish fifth. Has not thrown since the Olympics due to a back injury and change of coach. (Dec 2001)

GREG SMITH (OAM)

Date of Birth: 19 August 1967
Occupation: Athlete
Height: 183cm
Weight: 67kg
State: NSW
Coach: Andrew Dawes
Scholarship: NSWIS
Club: Wheelchair Sports NSW
Place of Birth / Residence: Ballarat VIC / Lane Cove, NSW
Marital Status: Single
Gender: Male



INTERNATIONAL CHAMPIONSHIPS:

IPC World Championships: '94 - 5000m 1st, '98 - 1st, 5000m 1st, 1500m 1st, 800m 1st
Paralympic Games: '92 - 4x100m 2nd, 4x400m 3rd, Marathon 3rd, 800m 8th, 5000m 10th,
1500m 10th, '96 - 5000m 2nd, 1500m 6th, '00 - 800m 1st, 1500m 1st, 5000m 1st
LA Marathon: '94 - 1st

EVENTS / PBS:

800m	2000	2:04.53
1500m	2000	3:54.69
5000m	1996	13:39.90
Marathon	2001	1:57.55

RECORD(S):

World Record: 800m, 1500m
Australian: 200m, 400m, 800m, 1500m, 5000m and 10,000m

Interesting Facts:

"Be honest with yourself and you will always feel satisfied you have succeeded". This is certainly true for Greg as he has had a top four ranking in the Sydney, Oz Day 10km since 1990, winning it in 2000. He was a joint captain for the 1998 World Championship team and after his outstanding performances in 2000, he was awarded an OAM.

Media Comment:

CLASSIFICATION: T52 Wheelchair (Quadriplegia - Shoulder function good, Biceps function good, Tricep, wrist and Finger/thumb function varies between athletes from fair to good)

Greg has amassed some very impressive performances at both National and International level. At the 1992 Paralympic Games in Barcelona he won silver in the 4x100m Relay, bronze for the 4x400m Relay and placed 10th in Men's 5000m, 10th in Men's 1500m and 8th in Men's 800m. At the 1994 IPC World Championships in Berlin, he won gold in the 5000m as well as winning the Los Angeles Marathon. In Atlanta, 1996 Greg picked up silver in the 5000m and 6th in the 1500m. The 1998 World Championships were fantastic with Gold in the 800m, 1500m, 5000m and Marathon. Greg's performances at the Sydney 2000 Paralympics were also outstanding winning three gold medals in the 800m, 1500m and 5000m events. (Dec '01)

ALICIA SPENCER

Date of Birth: 30 June 1983
Occupation: Student
Height: 168cm
Weight: 52kg
State: NSW
Coach: Max Debnam
Previous Coach: Rod Arnold
Scholarship: NSWIS
Club: Sutherland
Place of Birth / Residence: Gladstone/Newcastle
Marital Status: Single
Gender: Female

INTERNATIONAL CHAMPIONSHIPS:

World Junior Championships: '00 4x100m 5th (45.04)

PROGRESSION:

100m	2001	11.85
	1998	12.12
	1999	11.92
200m	2001	24.63
	2000	23.98
	1998	24.62

EVENTS / PBS:

100m	2001	11.85
200m	2001	23.98

Interesting Facts:

Alicia enjoys socialising with friends, shopping, going to the beach, and rollerskating. Her superstition is to say a prayer before each race. Alicia has been in athletics for 11 years and making the 2000 World Junior team is her current career highlight.

Media Comment:

Focused on qualifying for the World Juniors throughout in the late '90s, Alicia was unfortunately forced to break with her long-term coach, Rod Arnold, when she relocated to Newcastle. She joining the Max Debnam squad and was back on track for the World Juniors. Run out of the heats of the U20 200m at the 2000 Australian Championships, Alicia, made a break through in the 100m heats at the Olympic trials with a time of 11.92. She placed third in the B final and secured World Junior selection. Helped the Australian 4x100m relay team to an excellent fifth in the final at the 2000 World Juniors. After placing third in the U20 100m, Alicia claimed the 200m crown in a close race at the 2001 Telstra Nationals. (Dec 2001)

ELIZA STANKOVICH

Date of Birth: 19 September 1981

Occupation: Student

Height: 173cm

Weight: 58kg

State: NSW

Coach: Paul Angel

Club: Independant

Place of Birth / Residence: Sydney, NSW/Newcastle, NSW

Marital Status: Single

Gender: Female

EVENTS / PBS:

100m	2001	19.20
200m	2001	33.00
400m	2001	1:07.77

Interesting Facts:

Eliza has always loved sport, so a minor setback certainly hasn't stopped her enjoying life. She enjoys going out with friends, karaoke, shopping, lots of talking and spending time with her pet dogs Ozzie & Sparky. Although she hasn't yet competed at International level her goal is to see how far & fast she can go.

Media Comment:

DISABILITY CLASSIFICATION T43/T54 (Paraplegia predominantly affecting lower limbs or leg amputees)

Eliza is new to the sporting field. Her ambition is to do lots of travelling and if her introduction to AWD sport is an indication, she will achieve this and much more. After meningococcal nearly claimed her life, she was forced to have both of her lower legs amputated. Initially she attempted to run wearing 2 prosthetic legs, but now has decided to race in a wheelchair. With an athletic heroine like Louise Sauvage offering encouragement, Eliza is a very promising junior who is set to reach many goals in the next few years. (Nov '01)

MEAGHAN STARR

Date of Birth: 15 March 1984

Occupation: Student

Height: 170 cm

Weight: 53 kg

State: NSW

Coach: Jackie Byrnes

Previous Coach: Les Bird

Scholarship: Sydney Academy of Sport

Club: Cumberland Ryde Hornsby

Place of Birth / Residence: Sydney / Baulkham Hills NSW

Marital Status: Single

Gender: Female



INTERNATIONAL CHAMPIONSHIPS:

Fespac Games: '99 - 100m 3rd, 200m 3rd, 400m 4th

IPC World Championships: '98 - 100m 7th, 200m 5th, 400m 4th

Paralympics: '00 - 100m semi, 200m 7th, 400m 5th

EVENTS / PBS:

100m	2000	13.40
200m	2000	27.19
400m	2000	62.08

Interesting Facts:

DISABILITY CLASSIFICATION: T46

Disability Description: T46 Amputee (Single above-elbow amputation, single below elbow amputation or an athlete who has normal function in both legs but impairment in the trunk and/or arms).

Meaghan is inspired by her training partner Melinda Gainsford-Taylor, Michael Johnson and the attitude of US distance runner Steve Prefontaine. Her coach, Jackie Byrnes, was a five-time National 400/800m medallist. Meaghan enjoys music, movies, spending time with friends and previously played netball.

Media Comment:

At the age of just 14-years, Meaghan made her international debut at the 1998 World Championships in Birmingham. Meaghan contested the sprint treble with her best performance being 4th in the 400m. Her first individual medals were won in 1999 at the FESPIC Games in Thailand, where Meaghan won a pair of bronze medals in the 100m & 200m. At the Sydney Paralympics, Meaghan was again selected to compete in the sprint treble, where she was made the semi-final in the 100m, placed 7th in the 200m final and 5th in the 400m, clocking personal bests in every race. (June 2001)

TIM SULLIVAN (OAM)

Date of Birth: 16 September 1975
Occupation: Student
Height: 180cm
Weight: 69kg
State: VIC
Coach: Ian Whittaker
Scholarship: VIS
Club: Mentone
Place of Birth / Residence: Melbourne VIC/Bonbeach VIC
Marital Status: Single
Gender: Male

INTERNATIONAL CHAMPIONSHIPS:

Paralympic Games: '00 - 100m 1st, 200m 1st, 400m 1st, 4x100m 1st, 4x400m 1st

EVENTS / PBS:

100m	2000	11.56
200m	2000	23.37
400m	2000	50.30
800m	2001	2:06.20

RECORD(S):

World & Australian Record: 100m, 200m, 400m, 4x100m, 4x400m
Australian Record: 800m

Interesting Facts:

"Try hard in everything you do. Winning isn't everything - achieving personal bests is a good goal", Says Tim who also enjoys watching Football, Cricket and most other sports.

Media Comment:


CLASSIFICATION: T38 Cerebral Palsy (Relatively minimal dysfunction)

An Australian favourite at the Sydney 2000 Paralympics, Tim won five gold medals setting world records in the 100m, 200m and 400m events 4x100m and 4x400m relay teams. In 2000 to cap off a wonderful year Tim was named Male Paralympian of the Year, Leader Newspaper Athlete of the Year and awarded the VIS Award of Excellence for athletes with a disability. (Nov '01)



TROY SUNDSTROM

Date of Birth: 30 April 1981
Occupation: Driveway Attendant
Height: 186 cm
Weight: 56kg
State: NSW
Coach: Sue Sundstrom
Previous Coaches: Yvonne Melene, John A'Hern
Club: Illawarra Blue Stars
Place of Birth / Residence: Sydney / Bargo, NSW
Marital Status: Single
Gender: Male



AUSTRALIAN CHAMPIONSHIPS:

3000m Walk: '96 - 1st (U16), '97 - 1st (U16)
 5000m Walk: '96 - 3rd (U20), '97 - 1st (U20), '98 - 1st (U20)
 10000m Walk: '96 - 1st (U20), '97 - 1st (U20), '98 - 1st (U20), '99 - 1st (U20 Road),
 '00 - 1st (U20 Road) 20km
 Walk '99 - 1st (U20 Road)

INTERNATIONAL CHAMPIONSHIPS:

World Junior Championships: '96 - 14th, '98 - 11th, '00 - 10th
 World Walking Cup: '99 - 20km - 56th

PROGRESSION:

10000m Walk	1996	43:46
	1997	43:13
	1998	42:44
	1999	42:26
	2000	41:58
20km Road Walk	1999	85:01
	2000	86:37
	2001	93:53

EVENTS / PBS:

10000m Walk	2000	41:58.54
20km Road Walk	1999	41:58.54
3000m Walk	1999	11:16.2
5000m Walk	2000	19:38.22

RECORD(S):


Australian U20 - 3km Walk - 11:30.95
 Australian U20 - 5km Walk - 19min 38.22
 Australian U20 Best Performance - 20km Walk - 1hr 25:01

Media Comment:

One of Australia's most promising junior walkers who has dominated the U20 ranks for the many years. Was a three-time World Junior representative, improving each year ('96 14th, '98 11th, '00 10th). Made his senior international debut in 1999 when he contested the World Walking Cup. (Dec 2001)

JAI TAURIMA

Date of Birth: 26 June 1972
Occupation: Athlete
Height: 188 cm
Weight: 80 kg
State: QLD
Coach: Craig Hilliard
Scholarship: Australian Institute of Sport
Club: Australian Institute of Sport
Place of Birth / Residence: Southport QLD / Canberra
Marital Status: Single
Gender: Male



AUSTRALIAN CHAMPIONSHIPS:

Long Jump: '93 - 2nd, '94 - 1st, '95 - 2nd, '96 - 1st, '97 - 2nd, '98 - 2nd, '98 (CGT) - 1st, '99 - 2nd, '00 - 2nd, '00 (OGT) - 2nd

INTERNATIONAL CHAMPIONSHIPS:

Commonwealth Games: '94 - Long Jump - 6th, '98 - 2nd
 Olympic Games: '96 - Long Jump - DNC, '00 - 2nd
 World Championships: '95 - DNC, '99 - Long Jump - 4th
 World Cup: '98 - Long Jump - 2nd

PROGRESSION:

Long Jump	1991	7.65m
	1992	7.88m
	1993	7.98m
	1995	7.89m
	1996	8.05m
	1997	8.00m
	1998	8.32m
	1999	8.35m
	2000	8.49m
	2001	7.93m

EVENTS / PBS:

110m Hurdles	1992	13.95
Long Jump	2000	8.49m

RECORD(S):

Australian record - Long Jump - 8.49m

Interesting Facts:

Jai is a keen motorcycle rider and is always looking for a new adrenalin rush. Enjoys surfing, skateboarding, snowboarding and is keen to try some "BASE" jumps. As a junior he represented QLD in touch football and he now wears a Superman tattoo. Jai's father is a Maori who lives in Brisbane.

Media Comment:

"Jumping Jai" has become Australia's premier long jumper taking over in recent years from Gary Honey and David Culbert. Has exceptional speed as evidenced by sub 21.0s p.b for 200m and 13.95s for 110m hurdles. Selected for the 1995 World Championships and 1996 Olympics, Jai had to withdraw with injury (heel/groin respectively). He relocated to the AIS in 1997 and his career started to take off. During the late '90s, Peter Burge, Shane Hair and Jai have pushed this event to new levels in Australia. Burge defeated Jai on countback to take the 1998 Commonwealth Games title, just days after Jai had raised the National record to 8.32m at the World Cup. Jai couldn't continue after three jumps due to a groin strain. Taurima just missed a medal by 1cm at the 1999 World Championships where Hair was 5th. In one of the great stories of the Sydney Games Jai claimed the silver medal in a hotly contested final behind Cuban, Ivan Pedroso. Injury limited his competition program during 2001. (Dec 2001)

BRONWYN THOMPSON

Date of Birth: 29 January 1978
Occupation: Physiotherapist / Athlete
Height: 177cm
Weight: 67kg
State: QLD
Coach: Gary Bourne
Previous Coach: Chris Cusack
Scholarship: QAS
Club: Southern Suburbs AC
Place of Birth / Residence: Rockhampton QLD/Sunnybank QLD
Marital Status: Single
Gender: Female



AUSTRALIAN CHAMPIONSHIPS:

Long Jump '94 - 1st (U14), '95 - 1st (U18), '96 - 3rd (U20), '00 ? 2nd, '01 ? 2nd

INTERNATIONAL CHAMPIONSHIPS:

Olympic Games: '00 - Qual
 Goodwill Games '01 - 2nd (6.88m)

PROGRESSION:

Long Jump	2000	6.56m
	2001	6.88m
	1991/92	5.42m
	1992/93	5.60m
	1993/94	5.36m
	1994	5.94m
	1995	6.10m
	1996	6.10m

EVENTS / PBS:

Long Jump	2001	6.88m
-----------	------	-------

RECORD(S):

Australian Open Record - Long Jump - 6.88m

Interesting Facts:

A full time physiotherapist, "Bron" enjoys spending her limited spare time catching up with friends and family outside of training. When Bronwyn is competing, her superstition is to always wear something old, something borrowed, something new and something blue. As a junior she was a member of the Under 17 Australian All Star Six volleyball team, but now looks forward to representing Australia in athletics. At home, Bronwyn enjoys spending time with her Rottweiler "Buffy", named after TV's vampire slayer.

Media Comment:

In 1996, Bronwyn was selected in the squad for the World Junior Championships but just missed out on final selection in the team. After a period away from serious athletics to concentrate on studies, she made a triumphant return at the 2000 Australian Championships winning silver behind WA's Kylie Reed. Bronwyn continued her rise to win the long jump with a new personal best at the Telstra Olympic Trials and gained selection in the Australian team for the 2000 Olympic Games. At the Sydney Games Bronwyn finished ninth in her qualifying round to miss a place in the final by 5cm. Although injured during the summer of 2001, she managed to finish second in the Telstra Nationals to teenager Shermin Oksuz. After some good leadup jumps, she secured an invitation to compete at the Goodwill Games in her hometown. In a very exciting long jump competition at the Goodwill Games, Bronwyn started superbly with a personal best of 6.78m in the first round. Bronwyn remained in second place to 7.26m jumper, Brazilian Maurren Maggi. In round four, soon to be World No 1, Russian Tatyana Kotova, took the lead with her 6.84m leap. But Bronwyn responded beautifully in the fifth round, taking the lead with a new Australian record of 6.88m. But on the very last jump of the competition the early leader, Maggi, leaped a seasonal best of 6.94m. Bronwyn had broken the 13-year-old Australian record, with the sixth best performance in the world for 2001. Surprisingly Bronwyn did not receive a Track and Field News top-10 merit ranking. (Dec 2001)

JOHN THORNELL

Date of Birth: 22 April 1985
Occupation: Student
Height: 175cm
Weight: 60kg
State: NSW
Coach: Fred O'Connor/Dan Suchy
Scholarship: NSWIS
Club: Westfields
Place of Birth / Residence: Sydney/Sydney
Marital Status: Single
Gender: Male



AUSTRALIAN CHAMPIONSHIPS:

Long Jump '00 - 1st (AAS U16); '01 - 1st (U18), '01 - 3rd (U20), '01 - 7th, '01 1st (AAS U18 & U20)

INTERNATIONAL CHAMPIONSHIPS:

World Junior Championships: '01 Long Jump - 11th (6.90m, 7.51m qual.),
Medley Relay - heat (300m).

PROGRESSION:

Long Jump	1999	6.40
	2000	7.06
	2001	7.69m

EVENTS / PBS:

100m	2001	10.90
	2001	10.70windy
200m	2001	21.83
High Jump	2000	2.05
Long Jump	2001	7.69m
Pole Vault	2001	3.40m
Triple Jump	2001	13.85m

RECORD(S):

Australian All Schools Record - Long Jump U16 - 7.06, U18 7.69m

Interesting Facts:

One of John's career highlights has been rooming with Kyle Vander-Kuyp at a Grand Prix meet. His hobbies include computer pinball and spending time with friends. Before going to the Australian Championships in Brisbane, his school Principal presented him with a piece of ribbon, the length was the difference between his PB and Jai Taurima's Olympic silver medal winning performance. Since joining Westfields Sports High in late 2000, his career has changed. He described one of his likes as school "I wish everyday was a school day...Westfields is the best thing that ever happened to me." John is a very talented Rugby League winger. Jai Taurima has taken him under his wing and personally rang him after a break through performance in the Telstra Athletics Grand Prix in Sydney. Jai and Peter Burge have helped rev-up the crowd for John when they have all compete together.

Media Comment:

A talented high jumper in his early teens, John received little coaching just relying on competition. It basically all started for John just weeks after the 2000 Olympics, when in November, while competing at the NSW All Schools, he cleared 2.05m in the 15y high jump, leapt 6.90m in the long jump and ran 11.4 in the 100m. His girlfriend was a talented hurdler at Westfields, so he decided to make the trip to the sporting high school. The school's jumps coach Fred O'Connor started to look after him, and five weeks later he won his first national title the Australian All Schools U16 long jump. The next four months were full of successes, including the Australian U18 long jump title, competing in the Sydney and Melbourne Grand Prix meets, winning the NSW U18 Decathlon title, improving his pb to 7.53m and selection in the team for the World Youth Championships. At the World Youth Championships, John jumped superbly in the qualifying round with a leap of 7.51m, to rank equal No. 2 for the final, but unfortunately a number of fouls and a best of only 6.90m placed him only 11th in the final. Extended his personal best in December at the Australian All Schools with winning jumps of 7.69m and 7.67m in the U20 and U18 long jump events. Was awarded the Dmitri Markov Male Performer of the meet award. (Dec 2001)

DARREN THRUPP

Date of Birth: 6 December 1966

Occupation: Porter

State: QLD

Scholarship: QAS

Club: Independant

Place of Birth / Residence: Kilroy QLD / Wallumbilla, Qld

Marital Status: Married

Gender: Male

INTERNATIONAL CHAMPIONSHIPS:

Paralympics: '00 - 4x100m 1st, 4x400m 1st, 100m 7th, 200m 7th, 400m 5th

EVENTS / PBS:

100m	2001	12.32
200m	2001	24.96
400m	2001	55.17
Long Jump	1996	6.08m

RECORD(S):

World Record: Long Jump (F37)

Australian Record: 100m, 200m, Long Jump (T37), Long Jump (T38)

Interesting Facts:

Nickname is "Laces". Love watching other sports and competing.

Media Comment:

DISABILITY CLASSIFICATION: T37 / F 37 (Moderate to minimal hemiplegia)

Darren was recently reclassified from a T38 to T37 and immediately set a New World Record in the Long Jump with a leap of 5.79m in Brisbane. He was a member of the gold medal winning 4x100m and 4x400m relay teams at the Sydney 2000 Paralympics as well as placing seventh in the 100m, 200m and fifth in the 400m. (Dec '01)

GEOFF TRAPPETT (OAM)

Date of Birth: 18 September 1979
Occupation: Athlete
Height: 160cm
Weight: 48kg
State: QLD
Coach: Brett Jones
Scholarship: QAS
Club: Independant
Place of Birth / Residence: Brisbane / Albany Creek, QLD
Marital Status: Single
Gender: Male



INTERNATIONAL CHAMPIONSHIPS:

Paralympic Games: '00 - 100m - 1st

PROGRESSION:

100m	1998	15.61
	1999	15.40
	2000	14.46
	2001	14.30

EVENTS / PBS:

100m	2001	14.30s
200m	2001	26.10s
400m	2001	50.3 sec

Interesting Facts:

Originally, Geoff started as a junior in basketball, tennis and swimming before finally settling on athletics. His awards include: 2001 Order of Australia and Male Athlete of the Year for Sporting Wheelies. He was a finalist in the Young QLD of the Year.


Media Comment:

CLASSIFICATION: T54 Wheelchair (Have normal arms and hand function. Have a range of trunk function from some to normal. May have some leg function).

Since he began on the Australian circuit in 1998 Geoff has made a big impact on the very competitive T54 class. He realised his childhood dream when at his first Paralympic Games in Sydney, he won gold over 100m in a new personal best time and Australian Record of 14.46 secs. His sporting idol is Lance Armstrong and is one of the future stars of the team who is certain to make an impact in 2002 and 2004. (Nov '01)

LEE TROOP

Date of Birth: 22 March 1973
Occupation: Athlete
Height: 176cm
Weight: 55kg
State: VIC
Coach: Steve Moneghetti
Scholarship: VIS
Club: Chilwell
Place of Birth / Residence: Geelong VIC
Marital Status: Single
Gender: Male



AUSTRALIAN CHAMPIONSHIPS:

5000 metres '96 - 14th, '97 - 3rd, '98 - 3rd, '99 - 5th (2nd Aust.)
 10000 metres '97 - 2nd (1st Aust.), '98 - 4th (1st Aust.), '99 - 7th (4th Aust.)
 Marathon '00 - 5th (3rd Aust.)

INTERNATIONAL CHAMPIONSHIPS:

Commonwealth Games: '98 - 5000m - 6th, 10000m - 7th
 Host City Marathon: '00 - 5th
 London Marathon: '99 - 11th
 Olympic Games: '00 - Marathon - 66th
 World Championships: '99 - 5,000m - heat
 World Cross Country: '96 - 66th, '99 - 41st
 World Half Marathon: '97 - 58th

PROGRESSION:

10000m	1997	28:08.35
	1998	28:04.64
	1999	28:32.27
5000m	1997	13:36.69
	1998	13:37.93
	1999	13:14.82
	2000	13:43.98
	2001	13:38.97
Marathon	2000	2:18:50
	2001	2:10:04
	1999	2:11:21

EVENTS / PBS:

10000m	1998	28:04.64
3000m	1999	7:41.78
5000m	1999	13:14.82
Marathon	2001	2:10:04

RECORD(S):

Australian Open Record - 5000m - 13:14.82

Interesting Facts:

Lee is the grandson of a former Australian Boxing Champion. He became involved in athletics at 11 yrs when he joined his father's weight loss campaign by taking training runs around the local neighbourhood. Before a race, "Troopy" enjoys having a relaxing cup of tea. His most embarrassing moment was in '96 when he shaved his head before the 10km Zatopek and performed badly, gaining no advantage from the radical haircut.

Media Comment:

One of Australia's toughest distance runners who always serves it up to the field. After breaking Ron Clarke's 33-year-old national record in the 5000m in 1999, Lee decided to move up to the marathon. With coach Steve Moneghetti at the helm, Lee was selected for the Olympic marathon after finishing fifth in The Host City Marathon where he came back from injury and was placed on a drip after the race. At the Olympics, Lee stayed with the lead bunch in the marathon until the 22km mark when he dropped off the pace with a painful stitch to finish 66th. Smashed his marathon best, clocking 2:10.04 in Rotherdam in April 2001, moving to No 5 in Australian history. Withdrew from the 2001 World Championships with injury. (Dec 2001)

KYLE VANDER-KUYP

Date of Birth: 30 May 1971
Occupation: Athlete
Height: 185 cm
Weight: 82 kg
State: VIC
Coach: Roy Boyd
Previous Coaches: Esa Peltola, Roy Boyd
Scholarship: Australian Institute of Sport
Club: Ringwood
Place of Birth / Residence: Sydney / Melbourne
Marital Status: Single
Gender: Male



AUSTRALIAN CHAMPIONSHIPS:

110m Hurdles: '90 - 2nd, '91 - 2nd, '92 - 1st, '93 - 1st, '94 - 1st, '95 - 1st, '96 - 1st, '97 - 1st, '98 - 1st, '98 (CGT) - 1st, '99 - 1st, '00 (OGT) - 1st, '01 - 1st

INTERNATIONAL CHAMPIONSHIPS:

Commonwealth Games: '90 - 110m Hur - 6th, '94 - 5th, '98 - 5th
 Olympic Games: '96 - 110m Hur - 7th, '00 - semi
 World Championships: '93 - 110m Hur - semi, '95 - 5th, '97 - semi, '99 - 2nd Round
 World Cup: '92 - 110m Hur - 5th, '94 - 6th
 World Indoor Championships: '95 - 60m Hur - 8th, '97 - heat
 World Junior Championships: '90 - 110m Hur - 3rd

PROGRESSION:

110m Hurdles	1989	14.23
	1990	13.85
	1991	13.88
	1992	13.74
	1993	13.48
	1994	13.45
	1995	13.29
	1996	13.32
	1997	13.49
	1998	13.63
	1999	13.55
	2000	13.58
	2001	13.55

EVENTS / PBS:

100m	1994	10.47
	1995	13.29

RECORD(S):

Australian record - 110m Hurdles - 13.29
 Australian record - 60m Hurdles (indoors) - 7.73

Interesting Facts:

Enjoys VW cars, shopping, designing, childcare and coaching. Patricia and Bernard adopted Kyle. Was awarded the 1998 Cleo Bachelor of the Year.

Media Comment:

World Junior bronze medallist in 1990 who is Australia's greatest ever high hurdler. Was magnificent at the Gothenburg World Championships 1995, running an Australian record of 13.29 in the second round on his way to a close-up fifth in the final and also made the Olympic final in 1996. Started the 2000 season in style with three good Grand Prix wins including a 13.58s run in Perth before incurring a foot injury which prevented him from defending his National Title. Returned to good form in August winning the 110 metres hurdles at the Telstra Athletics Trials gaining a place on the Australian team for the 2000 Olympics where he progressed well to the semi finals finishing eighth. Kyle started his international career at the Commonwealth Games in February 1990 and later that year he won bronze at the World Junior Championships. During the '90s Kyle compiled an impressive record competing at 13 major championships and winning eight consecutive National 110m hurdles titles. He relocated from Melbourne to Canberra in the late '90s. Selected for the Sydney Olympics, held in his city of birth, Kyle made it through to the semi-finals. Kyle regards his greatest asset as his ability to perform well under pressure, which he did at the 2001 Telstra Nationals, where his place in the World Championships team was not assured. Kyle responded well and was the only new athlete to run a 'AA' World Championship qualifying time. He unfortunately injured himself while competing in Europe and withdrew from the 2001 World Championships. (Dec 2001)

CASEY VINCENT

Date of Birth: 17 March 1979
Occupation: Athlete
Height: 183 cm
Weight: 75kg
State: VIC
Coach: Eric Hollingsworth
Previous Coaches: Michael Khmel, Peter Fortune, Trevor Vincent
Scholarship: VIS
Club: Independant
Place of Birth / Residence: Boronia, VIC / Collaroy, Sydney
Marital Status: Single
Gender: Male



AUSTRALIAN CHAMPIONSHIPS:

400 metres: '96 - 4th (U20), '97 - 3rd, '98 - 2nd (U20), '98 (CGT) - 2nd, '99 - 2nd, '00 (OCT) - 1st, '01 - heat

INTERNATIONAL CHAMPIONSHIPS:

Commonwealth Games: '98 - 400m - 2nd Round, 4x400m - 5th
 Olympic Games: '00 - 400m - semi, 4x400m - 8th final
 World Cup: '98 - 4x400m - 8th
 World Indoor Championships: '99 - 400m - semi
 World Junior Championships: '96 - 400m - semi, 4x400m - 5th, '98 - 400m - 2nd, 4x400m - 1st

PROGRESSION:

400m	1995	48.77
	1996	47.67
	1997	46.20
	1998	45.55
	1999	46.05
	2000	45.36
	2001	46.03

EVENTS / PBS:

400m	2000	45.36
------	------	-------

Interesting Facts:

Casey played with the Southern Stingrays in the VSFL (Aussie Rules). He always wears a gold chain with a crucifix that was given to him from his mother's country of origin in South America. Casey relocated from Victoria to NSW in March 2000 to assist with his Olympic preparation.

Media Comment:

Ran a magnificent 400m final at the 1998 World Juniors just being pipped for a gold medal running a personal best then produced an eye-catching anchor leg to give Australia the gold in the 4x400m relay. Vincent continued his good form in 2000 winning the 400 metres at the Telstra Athletics Trials and gaining a place on the team for the Sydney Olympics. One week before the teams entered the stadium for the opening of the 2000 Olympics, Casey lowered his personal best for the 400m to 45.36s at a warm up meet in Qld. He performed well at the Sydney Games finishing sixth in his 400m semifinal but was forced to withdraw from the final of the 4x400m due to injury. In November 2000 suffered a major injury when he tore the pectoral muscle off the bone. Missed the entire 2001 Telstra Athletics Grand Prix series. In his comeback race at the 2001 Telstra Nationals, could only manage fourth in his heat in a slow 46.73. Selected in the supplementary squad for the 2001 World Championships, but aborted his European campaign due to injured. (Dec 2001)

BRUCE WALLDRODT

Date of Birth: 26 September 1951
Occupation: Chief Executive Officer
Height: 189cm
Weight: 105kg
State: WA
Coach: Frank Ponta
Previous Coaches: Russell Hodder, Ed Neimanis
Scholarship: WAIS
Club: Wheelchair Sports WA Association
Place of Birth / Residence: Bunbury WA / Perth WA
Marital Status: Married
Gender: Male



INTERNATIONAL CHAMPIONSHIPS:

Paralympics: '88 Javelin 1st, Shot Put, 1st, Discus 3rd, '92 Javelin 1st, Shot Put 2nd,
 '96 Shot Put 1st, Javelin 3rd, '00 Shot Put 2nd
 World Championships: '90 Javelin 1st, Shot Put 1st, Discus 1st
 ISMWF World Championships: '84 Javelin 2nd, '90 Javelin 1st, Shot Put 1st, Discus 1st
 FESPIC: '86 Javelin 1st, Discus 1st

PROGRESSION:

Discus Throw	1999	27.40m
Javelin Throw	1998	24.32m
	1999	26.40m
Shot Put	1996	9.12m
	1999	9.35m
	2001	9.50m

EVENTS / PBS:

Discus Throw	2001	27.40m
Javelin Throw	2001	25.23m
Shot Put	2001	9.50m

RECORD(S):

World Record: Shot Put
 Australian Record: Javelin

Interesting Facts:

One of the longest serving on the current Paralympic training squad, Bruce has seen many changes in the sport. Not to be deterred by athletes younger than himself, he continues in the search for excellence. Bruce's list of achievements is nearly endless. Since 1983 when he claimed the Best first Player's Award for WA Wheelchair Basketball there has been little time for Bruce to slow down. In 1985, he was a finalist in WA Sports Star of the Year and in 1986, he was one of five winners of the Australian Jaycees Outstanding Young Australians. Currently Bruce is the CEO of Wheelchair Sports in Western Australia.


Media Comment:

DISABILITY CLASSIFICATION F54 (Paraplegia affecting lower limbs and trunk)

In 1988, Bruce claimed his first World Record of many when he won the Javelin in Seoul with a throw of 24.32m. In 1990, Bruce set New World Records in both Javelin and Shot Put at the World Championships. Further improvement and another World Record for Bruce in Atlanta, 1996 in the Shot Put. Despite only winning a silver in the shot put in Sydney 2000, Bruce has had an outstanding year in 2001, twice setting New World marks in the Shot Put and claiming a personal best and Australian Record in the Javelin. He is training to qualify and attend the 2002 World championships where he aims to regain the World Record in the Javelin. (Nov '01)

JAMES WATSON

Date of Birth: 23 January 1985
Occupation: Athlete/Student
Height: 183 cm
Weight: 73kg
State: NSW
Coach: Ron Wyld
Scholarship: NSWIS
Club: Sydney Pacific
Place of Birth / Residence: Sydney/Sydney
Marital Status: Single
Gender: Male



AUSTRALIAN CHAMPIONSHIPS:

High Jump: '01 (AYC U18) 1st, (U20) 1st, Open 6th '00 (U20) 7th, (AYC U18) 2nd,
 (AYC U16) 1st, (AAS U20) 1st, (AAS U18) 1st, (AAS U16) 1st '99 (AAS U20) 3rd,
 (AAS U18) 2nd, (AAS U16) 3rd

INTERNATIONAL CHAMPIONSHIPS:

Commonwealth Youth Games: '00 1st 2.09
 Sydney Youth Olympic Festival: '01 1st 2.14

PROGRESSION:

High Jump	1998	1.91
	1999	2.05
	2000	2.11
	2001	2.21

EVENTS / PBS:

High Jump	2001	2.21
-----------	------	------

Interesting Facts:

James is coached by Ron Wyld, a former British National coach. James enjoys the beach, computers, movies and any sport.

Media Comment:

James has compiled a very impressive record in the sport over the last two years. His first appearance at the Nationals saw a 14-year-old James collect medals in the U16, U18 and U20 high jumps at the 1999 Australian All Schools Championships. Later that season at the Australian Youth Championships, he won the U16 high jump and placed second in the U18 event and secured selection in the Australian team for the 2000 Commonwealth Youth Games in Edinburgh. In his international debut, James was superb, winning the event with a leap of 2.09m. At the Australian All Schools in December 2000, he claimed a unique treble by winning the U16, U18 and U20 high jump, with a best leap of 2.11 in the U16 event. This pb ranked him the No 1 U16 in the world for 2000. He again raised his best to 2.14m in January 2001 at the Sydney Youth Olympic Festival and then pushed his pb to 2.15m at the Telstra Athletics Grand Prix in Newcastle in February. He eventually competed and placed in three Telstra Athletics Grand Prix meets in 2001. He capped the season with wins in the U18 and U20 national titles and securing selection in the team for the World Youth Championships. In tremendous form as he left for the World Juniors, James raising his best to an amazing 2.21m and claimed the silver medal. For the third consecutive year, he won the U18 and U20 Australian All Schools titles in December. He closed the year ranked No 6 junior (No 1 U17) in the world for 2001. (Dec 2001)

KATRINA WEBB (OAM)

Date of Birth: 22 May 1977

Occupation: Director of Kwik Kat Enterprises and Physiotherapist

Height: 180cm

Weight: 68kg

Country: Australia

Coach: Steven Butler

Previous Coaches: Tania VanHeer-Murphy , Marius Ghita


Scholarship: SASI

Club: Independant

Place of Birth / Residence: Adelaide SA / Klemzig SA

Marital Status: Single

Gender: Female



INTERNATIONAL CHAMPIONSHIPS:

Paralympics: '96 - 100m 1st, 200m 1st, Long Jump 2nd, '00 - 100m 2nd, 400m 2nd, 200m 3rd

IPC World Championships: '98 - 100m, 200m, 400m 2nd, Javelin 1st

PROGRESSION:

100m	1996	14.79
	1998	14.54
	2000	14.01
200m	1996	30.39
	2000	28.98
400m	1996	69.50
	1998	68.90
	2000	65.39

EVENTS / PBS:

100m		2000	14.01
200m		2000	28.98
400m		2000	65.39
Javelin Throw	1998		26.90 m
Long Jump	1996		4.46 m

RECORD(S):

World Record: Javelin

Australian Record: Long Jump

Interesting Facts:

Katrina leads a busy, yet rewarding life. She is the Director of her own company; Kwik Kat Enterprises as well as working as a physiotherapist. She enjoys travelling, snow skiing and relaxing when possible with her partner, Sydney 2000 Olympic water-polo goalkeeper Eddie Denis. In 1996 she was awarded with an OAM. In 2001, she was a Finalist in the Young Australian of the Year Nippy's Sports Award as well being named the South Australian Young Person of the Year.

Media Comment:

DISABILITY CLASSIFICATION: T38 Cerebral Palsy (Relatively minimal dysfunction)

Katrina was in the AIS netball squad in 1995 when, a recurring knee injury saw her diagnosed as having a mild case of cerebral palsy. Having an attitude of making everything count she turned her goals towards running for Australia. She was rewarded with outstanding performances in Atlanta in 1996 where she won the 100m and 200m double and took silver in the Long Jump after breaking the world record. After a successful 1998 World Championships Katrina won silver in Sydney in the 100m and 400m and a Bronze in the 200m. (Dec '01)

DEBBIE WENDT

Date of Birth: 18 October 1980
Occupation: Part-time Office Worker
Height: 170cm
Weight: 60kg
State: QLD
Coach: Lyndall Warry
Previous Coach: Mary Waldon
Club: Caboolture
Place of Birth / Residence: Kyneton VIC / Godwin Beach, QLD
Marital Status: Single
Gender: Female

INTERNATIONAL CHAMPIONSHIPS:

Paralympics: '00 - Discus 5th, Shot Put 13th, Javelin
 CPISRA World Championships: '97 - Javelin 2nd, Discus 3rd, Shot Put, '01 - Discus 2nd, Javelin 6th, Shot
 FESPIC: '99 - Discus 1st, Javelin 2nd, Shot Put

PROGRESSION:

Discus Throw	1998	11.95m
	1999	15.34m
	2000	17.90m
Javelin Throw	1998	13.50m
	2000	15.99m
	2001	17.23m
Shot Put	1998	5.55m
	1999	5.86m
	2001	6.15m

EVENTS / PBS:

Discus Throw	2001	19.29m
Javelin Throw	2001	17.23m
Shot Put	2001	6.23m

Interesting Facts:

'Spike' to her friends hates getting up early. Debbie enjoys swimming, shopping, listening to music, watching T.V, travelling and sport. Her athletic heroes are Cathy Freeman and Louise Sauvage. After getting involved in sports to improve her social skills, she has achieved every child's dream by representing her country at the highest level.

Media Comment:

DISABILITY CLASSIFICATION F37: Cerebral Palsy (Moderate to minimal hemiplegia)
 Debbie started her sporting career as a swimmer until the age of 16. Since then, she has won junior Gold medals in Shot Put, Discus and Javelin. Her career highlight was representing Australia at the Sydney Paralympics where she finished 5th in Javelin and 7th in Discus. For her performances, she was rewarded with winning the 2000/2001 Caboolture AC Club Champion Award. (Nov '01)

KYLIE WHEELER

Date of Birth: 17 January 1980
Occupation: Athlete/Student
Height: 180 cm
Weight: 59kg
State: WA
Coach: Lyn Foreman
Scholarship: WAIS
Club: University of Western Australia
Place of Birth / Residence: Perth/Perth
Marital Status: Single
Gender: Female



AUSTRALIAN CHAMPIONSHIPS:

400 metres: '99 - 3rd (U20)
 100m Hurdles: '98 - 5th (U20), '99 - 2nd (U20)
 400m Hurdles: '98 - 2nd (U20), '99 - 2nd (U20), '00 - heat
 Heptathlon: '96 - 2nd (U20), '98 - 4th (U20), '99 - 1st (U20), '00 (OT) - 2nd, '01 - 4th

INTERNATIONAL CHAMPIONSHIPS:

World Junior Championships: '98 - 400 Hurd semi (59.44 ht), 4x400 7th
 East Asian Games: '01 - Hept 3rd (5702)

PROGRESSION:

400m	1995	57.90
400m Hurdles	1997	63.00
	1998	59.48
	1999	59.03
	2000	58.11
Heptathlon	1998	4439
	1999	5059
	2000	5583
	2001	5702

EVENTS / PBS:

400m Hurdles	2000	58.11
Heptathlon	2001	5702

Media Comment:

An all round athlete, Kylie started to concentrate on the 400m hurdles in late 1997. She ran a personal best of 59.48 seconds when finishing second at the U20 national championships in Melbourne in March 1998 and was subsequently selected for the World Juniors. Made the semi-finals of the 400m hurdles at the 1998 World Juniors and ran on the 4x400m relay that placed seventh in the final. Won medals in four U20 events (100H, 400H, 400m & Heptathlon) at the 1999 Nationals. Made a major break through in the heptathlon in mid-2000, when she tallied two 5500 point heptathlons, including a second place at the Olympic trials. Selected in her first senior team, she performed very well another personal best of 5702points and a bronze medal. (Dec 2001)

BENITA WILLIS

Date of Birth: 6 May 1979
Occupation: Student/Athlete/Spokesperson
Height: 166cm
Weight: 50kg
State: QLD
Coach: Dick Telford
Previous Coach: John Clancy
Scholarship: AIS
Club: University of Queensland
Place of Birth / Residence: Mackay QLD/Canberra
Marital Status: Single
Gender: Female



AUSTRALIAN CHAMPIONSHIPS:

1500 metres: '96 - 1st (U20), '97 - 2nd, '98 (CGT) - 6th, '00 - 3rd, '00 (OGT) -4th
 5000 metres: '00 (OGT) - 1st
 Cross Country: '97 - 4km - 1st (U20)

INTERNATIONAL CHAMPIONSHIPS:

Olympic Games: '00 - 5,000m - heat
 World Cross Country: '01 (Short course) - 6th
 World Indoors: '01 - 3000m - 6th
 World Junior Championships: '98 - 1500m - 7th
 World University Games: '99 - 1500m - 5th
 World Championships: '01- 5000m 12th (Final-15:36.75, Heat- 15:17.93)
 IAAF Grand Prix Final: '01- 3000m 8th (9:33.31)

PROGRESSION:

1500m	1995	4.26.00
	1996	4.22.82
	1997	4.17.79
	1998	4:14.44
	1999	4:13.69
	2000	4:07.05
3000m	2001	4:10.98
	2000	9.02.19
5000m	2001	8:42.75
	2000	15.27.37
	2001	15:04.18

EVENTS / PBS:

1500m	2000	4:07.05
3000m	2001	8.42.95
5000m	2001	15:04.18

RECORD(S):

Australian Indoor Record: 3000m - 8.42.75
 Australian Record: 5000m- 15:04.18

Interesting Facts:

Benita, or otherwise known as "B", represented QLD and Australia in U/18 hockey in 1995 and 1996. When not around the track she enjoys spending time at the beach and bodysurfing. Her fiance, Cameron, is a physio in Canberra and is a great support to her athletic goals. They plan to marry early in 2002. Willis was awarded an AIS scholarship early in 1997.

Media Comment:

A very talented junior distance runner, Benita turned down selection in the 1996 World Junior team to continue playing junior international hockey. Returned to the sport in 1997, running a tremendous 4:17.79 and placing 7th at the 1998 World Juniors (Annecy, FRA). Performed well internationally in 1999 with a fifth placing in the 1500m at the World University Games. Benita was heavily involved in re-writing the Australia 1500m All-time list during the 2000 Grand Prix Series. During the '90s Australia had only sent one female 1500m athlete to the Olympics or World Championships, but as the 2000 Olympic Trials approached we suddenly had four A qualifiers. Realising the danger of missing an Olympic berth, Willis was able to clock a 5000m qualifier in May 2000. Her fears were realised at the trials when she was the fourth Australian to finish in the 1500m. The next day Benita ensured her selection by winning the 5000m Olympic trial in a personal best time. At the Olympics, Benita finished sixth in her heat just missing a place in the final. A good series of races in the 2001 domestic Grand Prix series was topped off by two brilliant international performances in March when Benita placed sixth at the World Cross Country Championships and broke the Australian record to again place sixth in the 3000m at the World Indoors. Benita prepared well for the World Championships by running 8:42.95 in Rome in late June, followed by an Australian 5000m record of 15:04.18 in mid July in Oslo. She ran a fast time in the 5000m heat in Edmonton to ensure progression to the final, where she finished a gallant 12th. Back home in Australia, Benita placed fourth in the 5000m at the Goodwill Games and won the Telstra Zatopek 1500m. (Dec 2001)

JODI WILLIS-ROBERTS (OAM)

Date of Birth: 24 April 1967

Occupation: Public Servant

State: VIC

Scholarship: VIS

Club: Ballarat YCW

Place of Birth / Residence: Preston / Ballarat, VIC

Marital Status: Married

Gender: Female



INTERNATIONAL CHAMPIONSHIPS:

Paralympics: '92 - Shot Put 1st, Discus 2nd, '96 - Shot Put, Discus, Javelin, '00 - Shot Put 1st, Discus 3rd

IPC World Championships: '94 - Shot Put 1st, Discus 2nd, Javelin 2nd

IBSA World Championships: '98 - Shot Put 1st, Discus 3rd

PROGRESSION:

Discus Throw	1992	32.30
	1994	34.80
	1998	36.15
	2000	36.57
Shot Put	1992	11.16
	1998	11.38
	1999	12.20
	2000	11.83

EVENTS / PBS:

Discus Throw	1999	37.14m
Hammer Throw	1997	31.98
Javelin Throw	1996	24.50m
Shot Put	1999	12.20m

RECORD(S):

Australian Record: Discus, Shot Put, Javelin, Hammer

Interesting Facts:

Nickname is "Bones". Her favourite quote is "Go hard or go home". She was awarded an Order of Australia Medal in 1993 after winning Gold at the Barcelona Paralympics.

Media Comment:

CLASSIFICATION: F12 Vision Impaired (Legally blind, with 0-5% of 'normal' vision in the best eye after correction)

Jodi has won Gold at the Blind (IBSA) World Championships, IPC World Championships and at the Paralympics for shot put and discus throw. She has been competing for a number of years and currently holds the Australian Records in all of the throws in her class. Her international highlight was competing in Australia at the Sydney 2000 Paralympics where Jodi won gold in the shot put and received bronze for the discus. (Dec '01)

STEPHEN WILSON (OAM)

Date of Birth: 28 December 1971
Occupation: ACPE College
Height: 176 cm
Weight: 71 kg
State: NSW
Coach: Colin Wright
Club: Sydney University
Place of Birth / Residence: Sydney / Sydney
Marital Status: Married
Gender: Male



INTERNATIONAL CHAMPIONSHIPS:

Paralympic Games: '00 - 4x100m 1st, 4x400m 1st, 400m 4th, 100m semi
 IPC World Championships: '98 - 200m 2nd, 400m 2nd, 4x400 1st

PROGRESSION:

100m	1997	11.78s
	1998	12.15s
	1999	11.75s
	2000	11.91s
200m	1997	25.2s
	1998	24.6s
	1999	24.3s
	2000	23.9s
400m	1997	59.2s
	1998	56.5s
	1999	57.0s
	2000	55.0s

EVENTS / PBS:

100m	1999	11.75
200m	2000	23.96
400m	2000	55.07

RECORD(S):

World Record: 4x100m and 4x400m

Interesting Facts:

Stephen's coach, Colin Wright, is one of NSW's leading track and field coaches. He coached three athletes on the 1990 Auckland Commonwealth Games team: Jenny Laurendet (400H), Tim Jackson (100m, 200m) and Kath Sambell (200m, 4x100). Stephen who plays the guitar, loves sports, especially golf. His career highlight is winning gold at the Sydney 2000 Paralympics. He also won the '97 Developing Paralympian of the Year Award.

Media Comment:

DISABILITY CLASSIFICATION: T44 Amputee (Single below-knee amputation or an athlete who can walk with moderately reduced function in one or both legs)

At Stephen's first World Championships, held in Birmingham in 1998, he won a pair of silver medals in the 200m and 400m. He then took gold as a member of the 4x400m relay team that set a world record. At the Sydney 2000 Paralympics, Stephen was 5th in his 200m semi and just missed a medal in the 400m, placing 4th in a time of 56.08. Stephen then competed on the Australian 4x100m and 4x400m relay teams. The 4x100 relay took gold and broke the world record Australia had set in Birmingham. The 4x400m relay team also took gold and broke the world record by an amazing 14 seconds. (Nov 01)

AMY WINTERS (OAM)

Date of Birth: 19 March 1978
Occupation: Events & Communications Coordinator
State: NSW
Coach: Colin Wright
Scholarship: NSWIS
Club: Ryde
Place of Birth / Residence: Kempsey/Sydney
Marital Status: Single
Gender: Female



INTERNATIONAL CHAMPIONSHIPS:

World Championships: '94 - 100m/200m/LJ - silver, '98 - 100m/200m - gold
 German Championships: '94 - Long Jump - gold, 100m - silver,
 '95 - 100m/200m - gold, Long Jump - silver, '97
 200m - gold, 100m - silver, '99 - 100m - gold (VVR) 200m - gold
 Paralympic Games: '96 - 200m - gold, 100m - bronze, '00 - 100m/200m - gold, 400m - bronze
 Paralympic Revival: '95 - 200m - gold, Long Jump - bronze, '97 - 200m - 1st, 100m - 2nd, '99 - 100m - gold

PROGRESSION:

100m	1996	12.74
	1997	12.69
	1998	12.52
	1999	12.45
	2000	12.48
200m	1996	25.97
	1997	25.89
	1998	25.66
	1999	25.82
	2000	25.69
400m	2000	1.01.15

RECORD(S):

100m	12.49	World Record
200m	25.66	World Record

Interesting Facts:

Disability Classification: T46 Amputee (Single above-elbow amputation, single below elbow amputation or an athlete who has normal function in both legs but impairment in the trunk and/or arms).

Amy's nickname is "Summer". She enjoys going to the movies and watching sports. Her awards include the 1999 Sport NSW Athlete of the Year with a Disability; 1998/99 Sydney Academy of Sport/NSW Institute of Sports Scholarship; 1997 Order of Australia Medal; 1996,97,98. Most Outstanding Senior Female Athlete, Track and Field (NSW Amputee Sports assoc.); 1996 and 1998 Most Outstanding Female Athlete(NSW Amputee Sports assoc.); 1996 NBNTV/St George 'Special Award'; 1995 NSW State Award (senior athlete); 1993 and 1996 Most Outstanding Female Athlete

Media Comment:

Amy Winters is regarded as Australia's number one female amputee track athlete. Born in Kempsey, NSW, Amy has been running since the age of nine. In 1994 at the age of 16 Amy represented Australia at the IPC World Championships in Berlin. Competing in the 100m, 200m and Long Jump events, she came home with three silver medals and two Australian records. In 1996, and still in her teens, Amy started an undefeated series of 200m races at International level. She took the 1996 Paralympic gold, the 1998 World Championship title in Birmingham and the 2000 Paralympic title in her home city. The Atlanta performance was a World Record and she has also recorded three unofficial World Best times in 1998 and one in 1999 in the 200m as well as two unofficial and one official World Record time in the 100m in 1999. Along the way Amy also won the 100m bronze in Atlanta, the 100m gold at the Worlds and in Sydney the 100m gold and 400m bronze. She has now claimed 10 medals at the Paralympic Games or World Championships. (June 2001)

DARRYL WOHLSEN

Date of Birth: 6 March 1973
Occupation: Student / Athlete / Coach
Height: 178 cm
Weight: 77kg
State: QLD
Coach: Ian Jones
Scholarship: QAS
Club: Pacific
Place of Birth / Residence: Brisbane QLD / Beenleigh QLD
Marital Status: Single
Gender: Male



AUSTRALIAN CHAMPIONSHIPS:

200 metres: '96 - 3rd, '98 - DNF, '99 - 5th, '00 - 1st, '01 - equal 3rd

INTERNATIONAL CHAMPIONSHIPS:

Commonwealth Games: '98 - 200m - 5th, 4x100m - 3rd
 Olympic Games: '00 - 200m - heat, 4x100m - semi
 World Championships: '99 - 200m - heat, 4x100m - DQ
 World Cup: '98 - 200m - 7th
 World Indoor Championships: '99 - 200m - semi
 World Junior Championships: '92 - 200m - semi

PROGRESSION:

100m	1996	10.53
	1998	10.53
	1999	10.40
	2000	10.42
	2001	10.57
200m	1997	21.43
	1998	20.48
	1999	20.60
	2000	20.43
	2001	20.75

EVENTS / PBS:

100m	1999	10.40
200m	2000	20.43
400m	2000	46.20

Interesting Facts:

Darryl's superstition is to always perform the same training session two days before a competition. When he is not on the track he enjoys watching his dog at the greyhound races.

Media Comment:

Versatile sprinter and even hurdler who is capable of anything on his day. Showed his versatility with a near world best for the 200m hurdles in Brisbane in 1996. Finished fifth over 200m at the 1998 Commonwealth Games before winning bronze with the 4x100m relay team. In Feb 2000, Wohlsten was back to his best winning the national title at Stadium Australia and setting a new 200m personal best in South Africa in March 2000. He confirmed his dominance of the 200 metres by winning at the Telstra Athletics Trials to gain selection on the Australian team for the 2000 Olympics. Looking to move to the 400m hurdles after 2000, Darryl finished fifth in his heat of the 200m and was part of the 4x100m team which was disqualified in the semi-finals at the Olympics. Dropped from the 2001 World Championships team for disciplinary reasons. (Dec 2001)

BLAIR YOUNG

Date of Birth: 5 April 1971

Occupation: Secondary PE Teacher at Ipswich State High/Athlete

Height: 194cm

Weight: 83kg

State: QLD

Coach: Ian Jones

Previous Coach: Gary Bourne

Scholarship: QAS

Club: Pacific

Place of Birth / Residence: Brisbane

Marital Status: Single

Gender: Male



AUSTRALIAN CHAMPIONSHIPS:

400m Hurdles - 1998 - 3rd, 1998 (CGT) - 4th, 2000 - 3rd, 2000 (OGT) - 1st, 2001 - 1st

INTERNATIONAL CHAMPIONSHIPS:

Olympics Games - 2000 - 400m Hurdles - semi, 4X 400m - 8th final

World Championships- 2001- 400m Hurdles- semi

PROGRESSION:

400m	2000	45.94
400m Hurdles	1998	50.57
	1999	51.87
	2000	49.08
	2001	49.89

EVENTS / PBS:

400m	2000	45.94
400m Hurdles	2000	49.08

RECORD(S):

QLD record - 400m Hurdles - 49.08s

Interesting Facts:

Known to his friends by his nicknames "Gator" and "The Project", Blair enjoys playing golf, mountain bike riding and surfing. When he competes his superstition is to wear a pair of "fast undies". His father is a boxing trainer.

Media Comment:

One of the breakthrough performers of 2000. Slashed his personal best many times through the domestic Grand Prix Series, plus ran a great 49.08 seconds in the 400m Hurdles on the Australian tour of South Africa. This time ranked him third on the Australian all-time list behind rivals Rohan Robinson and Zid Abou Hamed. Having achieved an Olympic "A" qualifier for the 400m Hurdles, Blair gained selection on the Australian team for the 2000 Olympics after winning the event at the Telstra Olympic Trials. Blair lowered his 400m personal best to 45.94s at an Olympic warm up meet in Brisbane one week before the start of the Games. At the Sydney Olympics Blair finished fourth in his 400m Hurdles semi-final and was a member of the 4X400m relay which placed eighth in the final. A solid 2001 summer season was capped off with his first National title when he won the 400m Hurdles in Brisbane, and a semi-final appearance at the World Championships in Edmonton, Canada. (June 2001)

POTTED PROFILES

Biographies include:

Name, State, Date of birth, place born, resident, coach, personal bests, championships record, hobbies and facts. Updates and amendments to david.tarbotton@athletics.org.au

ABDI, Youcef (NSW)

7/12/77 -/Sydney

Coach: Mick Little

1500m 3:37.81 (23/8/01)

World Juniors '96 800m heat (1:54.12)

Ran for Algeria at the 1996 World Juniors, but is now eligible to represent Australia. His recent pb in France in August 2001, moves him to No 14 on the Aust All-time list.

Hobbies: soccer, movies, cafes.

ADAMS, Luke (NSW)

22/10/76 Tanzania/Canberra

Coach: Ron Wiegel

3000m Walk 11:48.40 (21/9/95), 5000m Walk 19:34.68

(20/2/00), 10000m Walk 42.27, 20Km Walk 1:23.52

(19/3/99), 30Km Walk 2:18.55 (16/5/98)

World Junior Champs '94 10kmW 24th, World Uni Games 10th 20KW (1:28.02), EAG '01 20KW 7th (1:29.02)

Luke's brother was a member of an expedition team to Antarctica in 1998 and 1999 and his grandfather played Sheffield Shield Cricket. Born in Tanzania when his parents were there as missionaries.

ALLEN, Emily

22/3/84 Melbourne/Melbourne

Coach: Tom Kelly

400m Hurd 60.53 (8/12/01), 400m 57.24 (8/12/01)

Aust All Sch '01 (U18) 400mH 2nd

Emily's sister Libby is one of Australia's leading 800m runner (pb 2:05.09).

APOSTOLOU, Michelle (SA)

3/12/79 -/Adelaide

Triple Jump 12.70 (17/10/01)

Aust Champs '01 3rd

No 12 triple jumper in Aust history

APPS, Nicole (NSW)

07/02/76 Sydney/Sydney

Coach: Justin Nowlan

100m 11.72 (29/7/00), 200m 23.57 (22/7/00), 400m

Hurdles 60.51 (20/3/93)

WUG '01 4x100m 4th

Nicole was raised in the cherry capital of Australia, Young (pop 7500).

BALLARD, Angela (NSW)

06/06/82 Canberra/Bungendore, NSW

T53, 100m 18.55, 200m 33.50, 400m 1:05.43, 800m

2:06.30, M'thon 2:08.30

IPC WC '98 4x100m 1st, 4x400 1st

Paras '00 100m 4th, 200m 5th, 400m 6th,

800m 4th

Hobbies: music, reading movies, shopping and hanging out with friends and family

BATE, Peter (VIC)

03/01/79 Brighton, Melb/Melbourne

Coach: Eric Hollingsworth

400m Hurdles 50.08 (6/2/99)

Aust Champs: U20 – 1st '98

World Juniors '96 heat, '98 3rd (50.50 semi)

East Asian Games '01 6th

BATMAN, Daniel (NSW)

20/03/81 Melbourne/Sydney

Coach: Michael Khmel/Brian Roe

200m 20.78 14/7/00, 400m 45.60 (17/8/00)

Interesting facts: Daniel is a direct descendant of John Batman, the founder of Melbourne.

BECKENHAM, Matt (ACT)

18/03/76 Narromine, NSW/Belconnen, ACT

Coach: Craig Hillard

400m Hurdles 49.47 (20/2/99)

Competed at the '98 Commonwealth Games and the '00 Olympics. Is the No 7 fastest 400m hurdler in Aust history

BEZABETH, Sisay (ACT)

09/09/77 Ethiopia/Florey, ACT

Coach: Dick Teleford

World Juniors '96 10000m 8th, Olympics 10000m heat

5000m 13:33.23 (26/2/00), 10000m 27:56.64 (5/5/00)

Represented Ethiopia at the 1996 World Juniors and

Australia at the Sydney Olympics.

BIGGS, Nigel (WA)

31/07/77 Perth/Perth

Coach: Russel Mathanda

100m 10.44 (4/3/01)

World Uni Games '01 4x100m 5th

BOTHA, Werner (QLD)

17/12/85 Pretoria RSA/Brisbane

Coach: Roy Rankin (previous Vicki Goodall)

800m 1.51.48 (19/11/01), 400m 49.41sec (14/10/01)

Aust Primary Schools: '98: 2nd 800m, Aust All Sch:

'01 (U18) 800m 2nd

Hobbies: Playing guitar, socialising, watching movies

and performing as a member of Kenmore Baptist

Performing Arts Group

Werner was born in South Africa and emigrated to

Australia in 1997. His father (André) was a long

distance runner who has completed 77 marathons.

BOXALL, Erin (WA)

21/10/84 Melbourne/Padbury, WA

Coach: Aaron Holt

Pole Vault 3.70 (27/1/01)

Aust All Sch '01 (U18) 3rd, (U20) 1st

BOYD, Alana (OLD)

10/05/84 Melb/Alexandra Headland, Sunshine C, QLD

Coach: Denise Boyd & Paul Faithful

100m Hurd 14.27 (25/3/01)

Will go to university in 2002

A former dancer, gymnast and softball player.

Father (Ray) won 11 Aust Pole Vault titles & competed 2 OlyG and 3 CG. Muother (Denise) won 11 Aust sprint titles (100-400) and went to 2 OlyG and 3 CG. Ray and Denise were Commonwealth Games champions at pole vault and 200m in 1978 and 1982 respectively.

BOYD, Jacinta (OLD)

10/2/86 Melb/Alexandra Headland, Sunshine C, QLD

Coach: Denise & Ray Boyd

Long Jump 6.01 (7/12/01), 100m 11.8 (5/1/01)

A former dancer, gymnast and soccer player.

Attends Immanuel Lutheran College – Year 11 (2002)

See also Alana above

BRADSHAW, Joanne (Vic)

08/11/61 Yallourn, Vic/Beaconsfield Upper, Vic

F37, Discus 19.87, Javelin 14.14, Shot Put 8.88

IPC WC '98 Discus 2nd, Javelin 3rd

Paras '00 Shot Put 1st, Discus 4th, Javelin 13th,

Hobbies: reading, looking after my daughter**BYRNE, David (NSW)**

30/01/81 Newcastle/Bowen Mountain, NSW

Coach: Marilyn Pearson

800m 1:48.35 (6/11/99), 1500m 3:41.47 (16/2/01)

World Juniors 800m did not run, 1500m heat (3:58.50)

Was one of three athletes from the Pearson squad that contested the 2000 World Juniors. Spent time in Germany in 2001 with a squad of Kenyan athletes.

Started running only in 1996 and within three years had run 1:48 for 800m. Studying B. of Helath Science at uni.

CAMERON, Andrew (QLD)

01/01/81 Brisbane/Graceville, QLD

Coach: Allan Cameron

110m H 14.31 (25/3/01), 200m 21.87

World Juniors '00 110H heat (14.56), 4x400m 8th (ran final only)

Studying B of Business at Queensland Uni. In plaster for six months in 1999 due to injury.

CASTLE, Brett (VIC)

26/11/84 Colac Vic/Ballarat Vic

Coach: Lindsay Burgoyne

Javelin 68.01 [700g] (1/12/01)

Year 12 student (2002) Colac College

Vic country U23 indoor cricket rep.

CHISHOLM, Lachlan (NSW)

04/05/80 -/Blackbutt, NSW

Coach: Dave Chisholm

1500m 3:44.06 (25/3/01)

Aust Champs '01 3rd, '99 (U20) 1st

World XC '98 102nd, '99 109th

Sister (Megan) ran 2:04.17 for 800m and was third in the 1999 national title. His father (Dave) was third in the 1961 Aust XC and 1962 National 3000m Steeplechase Championship.

COCHRANE, Emma (VIC)

5/12/79 London/Melb

Coach: Ian Whittaker

Long Jump 6.26 (25/3/01)

Just missed a place in the 1998 World Junior team when three qualified.

COOTER, Matthew (VIC)

19/11/85 Whyalla SA/Melbourne

Coach: Cathy Woodruff

Triple Jump 14.89 (8/12/01), LJ 7.04 (10/2/01)

Aust All Sch: '01 (U18) TJ 1st, LJ 3rd

Year 11 Caulfield Grammar (2002)

CORRIGAN, Lisa (NSW)

02/12/84 Blacktown, Sydney/Canowindra, NSW

Coach: Michael Corrigan (father)

400m 56.70 (2/12/00), 800m 2:06.00 (2/3/00), 1500m

4:22.71 (27/2/00), 3000m 9:47.94 (2/9/99)

World Youth Champs '01 800m 6th (2:08.77)

Hobbies: touch football, collecting teddies, travelling, spending time with family**COUSINS, Duane (VIC)**

13/07/73 -/Bendigo, VIC

Coach: Simon Baker

20km Walk 1:24.20 (19/3/99), 50km Walk 3:54.38

(17/12/95)

Commonwealth Games '98 50kmW 2nd

Olympic Games '96 50kmW dnf, '00 34th

World Walk Cup at 50kmW '95 73rd, '97 45th, '99

51st

Won silver at the 1998 Commonwealth Games in very humid conditions

COX, Lee (NSW)

07/04/81 Hamilton, Vic/Wagga Wagga, NSW

F13/P13, Javelin 44.43, Pentathlon 2625

Paras '00 Pent 2nd

Hobbies: music, movies, shopping**CREGAN, Warwick (WA)**

02/05/84 Perth/Perth

Coach: Lyn Cole

100m 10.97 (25/02/01), 200m 22.46, 110m Hurdles

14.07 (99cm-25/3/01), 13.81 (91cm-25/2/01)

World Youth Champs '01 110H semi

Hobbies: playing the guitar

CROW, Kimberley (VIC)

01/11/84 Melbourne/Lower Templestowe, Melb

Coach: Tom Kelly

400 hurd 59.05 (8/12/01), 400m 55.62 (9/12/01), 800m 2:12.48 (7/5/00), 1500m 4:39.90 (3/11/00)

World Youth Champs '01 2nd 400H (59.28)

Hobbies: hockey, swimming, tennis

Kim's dad played 200 AFL games for Essendon/St Kilda/Footscray, while she won Vic Surf Lifesaving events and ran with the Olympic torch. Former XC, 800m and 1500m runner who only ran her first 400H in late 2000.

CROWE, Scott (ACT)

7/10/83 Canberra/Canberra

Coach: Ken Lorraway

Long Jump 7.51m (9/12/01)/7.72w, 100m 11.00w

His coach, Ken Lorraway is the Aust triple jump recordholder (17.46m & LJ 7.91m) and Ken's wife Robyn is the No 3 long jumper in Aust history (6.86m).

Spent three years in Townsville, the town which has also produced Peter Burge (Commonwealth champ) and Tim Parravicini (pb 7.94m)

CULLEN, Fiona (QLD)

31/08/79 Brisbane/Sunnybank, QLD

Coach: Eric Brown

100H 13.49 (1/12/01), 100m 11.99/11.69w

Aust Champs '99 heat '00 heat, '00 (OGT) 5th, '01 4th

A recent Uni Qld graduate in PR. In terrific form this season already clocking a Commonwealth B qualifier.

CURTIS, Andrew (QLD)

23/12/79 Jindalee, Brisbane/Jindalee

Coach: self

Long Jump 7.86 (24/3/01)

Aust Champs '01 4th

East Asian G '01 Long Jump 4th (7.67m)

Hobbies include music, movies and playing drums.

Employed by QLD Rail as a payroll officer.

Andrew made a steady improvement from 1996-2000 of 29cm, then during the 2001 improved his by 52cm eventually hitting a best of 7.84m – 16th best leap in Aust history.

CUTMORE, Michelle (QLD)

20/03/86 Adelaide/Caboolture, QLD

Coach: Martin Roberts

100m 11.77 (15/7/00), 200m 24.11 (7/5/00)

Aust All Schools '01 (U16) 1st/1st 100/200

Y11 (2002) student John Fisher Girls School, Bricken Ridge.

DITTON, Rosanna (NSW)

07/06/79 Sydney/Melbourne

Coach: Mark Stewart

Pole Vault 4.00 (10/2/01)

WUG '01 Pole Vault 11th

Hobbies: camping/hiking, skiing, reading and shopping
Rosanna was a gymnast, but her school encourage her to participate in all sports. In Year 12 switched to athletics, initially hurdling, then pole vault. She is a rare left-handed vaulter. In 2000, she moved to Melbourne to study and train with Mark Stewart. In February 2001, she became only the seventh vaulter in Australian history to clear 4.00m.**DOSEN, Sarah (VIC)**

18/11/83 -/Clayton, VIC

Coach: Hurdles - Roy Boyd, jumps – Cathy Woodruff

100H 14.19 (25/3/01), Long Jump 6.02 (18/2/01)/6.12w

Aust Champs '01 2nd/2nd 100H/LJ

Her brother (Andrew) was an Aust discus champion and she is the cousin of outstanding junior thrower Paul Peulich. Should qualify for the World Juniors in both the hurdles and long jump.

DOWLING, Frazer (NSW)

04/12/79 Sydney/Davidson, Sydney

Coach: James Fitzgerald

400m 48.1, 800m 1:47.60 (24/3/01), 1500m 3:51

World Uni Games '01 800m heat, 4x400 4th

Frazer Dowling was a very talented and successful Little Athlete, winning state and national titles from U9 to U13.

Then in his late teens he found it difficult to compete at a high level due to lack of physical development. After graduating from school, he spent 1998 in England. He re-emerged in late 1999, lowering his best from 1:55.36 to 1:48.60.

DZIUBAK, Oliver (WA)

30/3/82 Velbert GER/Perth

Coach: Steve Lemke

Javelin 74.48m (17/12/01)

Aust Champs '01 (U20) 2nd

Third year (2002) Uni Student, Curtin; In December 2001, missed by a metre in an attempted to break the Australian U20 record.

EATON, Brett (WA)

24/02/84 Perth/Perth

Coach: Lyn Cole

100m 10.74 (12/1/01), 200m 21.63 (14/7/01)

World Youth Champs '01 100m semi (10.89), 200m

semi (21.63), Medley relay 3rd heat

Brett ran two personal bests in the 200m at the World Youth Champs and has played state level basketball.

EDWARDS, Rohan (NSW)

16/1/85 Camden NSW/Camden NSW

Peter Edwards and self

Shot Put 17.45m [5kg] (9/12/01), Hammer 64.61m

[5kg] (8/12/01), Discus 49.32m [1.5k] (24/11/01)

EHLERS, Madelyn (Qld)

17/02/66 Brisbane/Acacia Ridge, Qld
F20, Javelin 22.06, Shot Put 10.04
IPC WC '98 Shot Put 4th
Paras '00 Javelin 6th, Shot Put 7th

ELEY, Lauren (SA)

06/12/83 -/Golden Grove, SA
Coach: Alan Launder
Pole Vault 3.81m (28/4/01)
Leapt her best on a tour of the US with coach Launder.

ELLIOTT, Keith (NSW)

23/3/82 Grafton/Chatswood
Coach: Ron Wyld
High Jump 2.14 (25/3/01)
World Youth Champs '99 10th (2.00, 2.09 qual rd)
Aust Champs '99 (U20) 1st, '00 (U20) 6th, '00 (OGT) 10th, '01 3rd (U20), 3rd
Raised in Grafton, Keith was assisted by NSWIS with relocation to Sydney to train with UK international Ron Wyld. Amazingly Keith's seasonal best for the last four years (1998-2001) has been 2.14m

EVANS, David (NSW)

20/09/67 Peakhurst/Sydney
T46, 800m 1:55.81, 1500m 3:59.68
Paras '96 4 x 100m 1st, 800m 1st, 1500m 1st
Hobbies: night clubbing

EYEARS, Greg (NSW)

21/10/81 Bankstown, Syd/Milperra, Syd
Coach: Robert Macey
110m Hurd 14.36 (25/3/01)/14.29w, 100m 10.95
B Comm (UNSW) 3rd year (2002)/pt work Stockford's Accountants

FARR, Rod (SA)

24/10/67 Loxton SA/Modbury Heights SA
F52, Shot Put 6.51, Discus 12.19, Javelin 11.72
Only in his first year, Rod has already set Australian records in all 3 field events

FEARNLEY, Kurt (NSW)

23/03/81 Carcoar NSW/Lidcombe NSW
T54 400m 50.03, 800m 1:38.55, 1500m 3:01.23,
Marathon 1:34:35
Paras '00 4x100m 1st, 800m 2nd, 1500m 4th,
Marathon 21st
In 2001 he did a tandem parachute jump and is planning to push from Perth to Sydney to raise money for 'Kids with Cancer'

FERGUSON, Joshua (QLD)

18/2/80 -/Brisbane
Coach Gary Bourne (previous Eric Brown)
Triple Jump 16.05 (18/2/01)
Aust Champs (U20) '98 & '99 1st, '01 5th
Is a computer broker with computer merchants.

FLOWERS, David (VIC)

09/09/80 Melbourne/Melbourne
Coach: Peter Van Miltenberg
100m 10.5 (24/10/98), 200m 21.01 (25/3/01), 400m 47.10 (11/2/01)
World Uni Games '01 200m quarter-final (21.21 qf), 4x400m 4th
Studying massage at RMIT. David played representative AFL. Won the Singapore National 200m title on route to the World Uni Games.

FORREST, Shawn (VIC)

10/07/83 Mitcham Vic/Vermont, Vic
Coach: John Murray
3000m 8:19.55 (6/12/01), 5000m 14:13.86 (1/3/01)
In 1999 improved his 5000m from 16:06 to 14:19.

FORSTER-JONES, Nfa-Dehynde (VIC)

21/03/79 -/Seddon, VIC
Coach: Roy Boyd
110 Hurd 14.08 (25/3/01)
Aust Champs '01 3rd

FRASER, Amanda (ACT)

10/10/81 Rockhampton QLD/Watson ACT
F37, Shot Put 7.92, Discus 22.58
Paras '00 2 x Bronze (Swimming)
Changed to athletics after the 2000 games and already has claimed the Aust Record in Discus

FRASER, Samantha (QLD)

20/02/84 Brisbane/Rosewood, Qld
Coach: Des Davis
Discus 47.96 (3/2/01)
World Youth Champs '01 3 fouls
Hobbies: collects Pooh Bear memorabilia, enjoys basketball, netball, swimming and softball

GARLETT, Ron (SA)

18/12/79 -/Crafers, SA
Coach: Trevor Wiseman
High Jump 2.22m (5/2/00)
Aust Champs '96 (U20) 1st, '98 (U20) 2nd, '99 1st, '00 2nd
World Juniors '96 qual rd, '98 8th (2.14 qr, 2.10 f)

GEDDES, David (NSW)

26/1/82 Sydney/Sydney
Coach: Phil Geddes
100m 10.49 (1/12/01), 200m 21.44 (24/3/01)/21.04w,
400m 46.8 (2/9/01)
Aust Champs '01 200/400 1st/1st
Withdrew from the 1999 World Youth team with injury. Very talented all rounder who in his teens won state medals in hurdles, jumps, throws and track events up to 800m.

GIDDY, Terry (NSW)

02/04/50 Kempsey NSW/Kempsey NSW
F55, Shot Put 10.81, Discus 35.64
Paras '00 Shot Put 5th, Discus 6th
Hobbies: horse racing

GOON CHEW, Bindee (QLD)

05/03/75 Townsville, Qld/Brisbane

Coach: Cliff Mallett

100m 11.67(23/3/01)/11.65w, 200m

23.84(25/3/01)/23.76w

World Juniors '92 4x100m disq, '94 200m semi, 4x100m ht

World Cup '94 4x100m did not compete

World Uni Games '01 4x100m 4th

One of the most consistent and enduring sprinters in Australia. Has run 24 seconds for 200m since 1990, but broke through in 2001 when she ran 23.84. After contesting two World Juniors and the World Cup between 1992 and 1994, she returned to the national team when selected for the World Uni Games team in 2001. Gym instructor and is one of seven children.

GOSENS, Gerrard (Qld)

03/02/70 Melbourne/Chelmer, QLD

T11, 5000m 16:38.00, 10000m 35:47.00,

M'thon 2:59.41

Paras '00 5000m 6th, 10000m 6th, M'thon 8th

Hobbies: cricket, horse riding, scuba diving**HALL, Andrew (WA)**

28/9/82 WA/Perth

Coach: Matt Barber

Javelin 74.66 (4/3/01)

World Youth Champs '99 qual rd (62.45m 700g)

World Juniors '00 qual rd (67.42)

Holds WA's U16, U18 & U20 records

HALL, Kellie (NSW)

27/01/79 Sydney/Quakers Hill, NSW

Coach: Lawrie Barclay (previous Brett Green)

Hammer 58.30m (17/11/01)

Aust Champs '01 4th

Relocated from the Gold Coast to train with Lawrie Barclay. Recently reduced her work hours and improved her pb by 3m.

HANCOCK, Stephanie (QLD)

09/03/82 Killarney NSW/Brisbane

Coach: Richard Brockett

Javelin 50.85 (9/11/01)

Aust Champs '00 1st, (U20) 1st, '01 (U20) 1st

World Juniors '00 qual round (40.12)

Hobbies: sleeping, soccer

In 2000 won the Aust open & U20 titles and finished third in the Olympic trials, securing her selection for the World Juniors. Studying Human Movement at Qld Uni in 2002.

HARVEY, Brian (Qld)

03/10/65 Rockhampton Qld/Logan City Qld

T38, Discus 32.60, Javelin 41.63, Shot Put 10.41

IPC WC '98 Javelin 1st, Discus 4th

Paras '00 Discus 3rd

Sporting Idol: Mohammed Ali

HAYWARD, Rosemary (NSW)

10/11/80 Gosford/Gosford

Coach Stuart Hayward (Father)

200m 23.77, 400m 52.83 (21/3/98)

World Juniors '96 400m 3rd, 4x400m 3rd, 4x100m 6th (ran heat); '98 400m semi, 4x400m 7th

World Indoors 4x400m reserve

Rosemary's dad is a leading veteran 400/800m runner.

HICKS, Graham (TAS)

14/12/78 -/Glen Waverley, ViC

Coach: Tom Hancock

Discus 55.56 (4/3/01)

The Tasmanian athlete who is based in Melbourne is a talented all round thrower with a shot best of 15.13m and javelin pb of 63.09m.

HOLT, Lynda (Wa)

09/03/72 Perth/Scarborough, Wa

F55, Discus 21.79, Shot Put 7.13

Paras '00 Discus 10th, Shot Put 2nd

Hobbies: Photography**HOOPER, Rosemary (VIC)**

04/08/78 -/South Yarra, Melbourne

Javelin Throw 53.88 (25/3/01)

Aust Champs '01 1st

HOWE, Kym (WA)

12/06/80 Perth/Perth

Coach: Alex Parnov (previous Steve Rippon)

Pole Vault 4.20 (5/2/01)

East Asian Games '01 Pole Vault 3rd

Child care worker

HUNTER, Carmen (QLD)

26/10/78 Darwin/Brisbane

Coach: Tony Rice

High Jump 1.86 (14/03/98)

Aust Champs: '01 Open 1st; '98 U20 1st

Oceania Cup Final: '01 1st

Communication & Event Coordinator with Queensland Swimming; Carmen has a B.Bus and B Applied Sc from UQ; No 15 on the Aust All-time HJ list.

IRWIN, Rebecca (NSW)

26/08/83 -/Bondi, Sydney

Coach: Anne Saville

200m 25.24 (13/10/01), 400m 54.32 (25/3/01)

World Juniors '00 4x400m 7th

World Youth Champs '99 400m heat (57.40)

Started Little Athletics in 1994, won the open & U18 Australian beach sprint titles in 2001. Competes for Bronte Surf Club

ISWORTH, Bridgid (VIC)

15/10/81 Melb/Melb

Coach: Mark Stewart

Pole Vault: 4.25 (11/2/00)

World Juniors: '00 6th

No 3 vaulter in Aust history

Aust U18 & U20 record holder; Former national level gymnast. Started in athletics as a sprinter/jumper and won a state hurdles title. Switched to vault aged 15 and trained with Emma George.

JACKSON, Rachael (NSW) [nee Massey]

23/03/76 Sydney/Sydney

Coach: Andrew Jackson (husband)

100m 11.61 (24/3/00)/11.49w (27/1/97), 200m 23.75 (4/1/97)/23.62w (9/2/97)

World Champs '97 4x100m reserve

Goodwill Games '01 4x100m 5th

Has consistently run 11.6 for the last five years, except when she was injured (nervicular stress fracture & arthroscopy on right knee).

JAMIESON, Brad (SA)

16/03/78 Adelaide/Adelaide

Coach: Stan Miller

200m 21.11 (20/3/99), 400m 45.50 (25/2/99)

World Juniors '96 400 semi, 4x400m 5th

World Uni Games '97 400m qf, 4x400m 6th

Commonwealth Games '98 4x400m 5th

World Cup '98 4x400m 8th

Olympics '00 4x400m 8th (ran final only)

Former winner of the Australian beach sprint title; plays the guitar; Aust All-time ranking at 400m No 12.

JESSER, Partick (SA)

11/6/81 Adelaide/Adelaide

Coach: Alan Launder

Pole Vault 5.40m (17/8/00)

World Juniors '00 no height

No 5 ranked junior in the world in 2000.

JOHNSON, Belinda (NSW)

01/11/84 Sydney/Lindfield, Sydney

Coach: Rudolf Sopko

Shot Put 13.86 (3/2/01), Javelin 44.66 (11/2/01),

Heptathlon 4543 (Jan '01)

World Youth Champs '01 Shot 11th (13.44 qual rd)

Hobbies: computers, playing musical instruments, sports and her friends. Aiming to enter the police force when she leaves school. Trains with one of the leading throws squads in Aust which includes: Andrew Currey, Peter Elvy and Will Hamlyn-Harris.

JOHNSON, Clayton (Tas)

30/06/83 Norwood, Tas/Norwood

T36, 100m 13.65, 200m 28.44, Shot Put 8.81

Paras '00 Shot Put 5th

Hobbies: music, movies, poetry, reading and writing

JOHNSON, Laura (NSW)

31/08/84 Penrith/Penrith

Coach: Marilyn Pearson

3000m 13:50.86 (7/12/01), 5000m 23:38.37 (6/12/01),

10000m 48:58.02 (17/8/00)

World Juniors '00 10000Walk 10th;

World Youth Champs '01 5000W did not finish (ill)

Hobbies: basketball and movies

JONES, Aaron (TAS)

02/01/83 -/Burnie, TAS

Coach: John McGuire

800m 1:50.06 (9/12/00), 400m (18/3/01)

Aust Champs '01 (U20) 1st

KEALEY, Mitchell (QLD)

28/01/84 Brisbane/Brisbane

Coach: Roy Rankin

800m 1:50.69 (16/11/01), 1500m 3:50.50 (6/12/01)

World Youth Champs '01 1500m heat (3:56.78)

Interesting facts: Mitchell is an outstanding athlete in many sports. He played AFL at state level and has represented Qld at the National Swimming Championships in 1996, 1997 and 1998.

KLEEBERG, Melanie (QLD)

27/12/81 Berlin GER/Brisbane

Coach: Cliff Mallett

100m 11.77 (17/10/00)/11.66w (5/8/00), 200m 23.91 (10/9/00)

World Juniors '00 100m semi (11.77 qf), 200m 7th

(24.05 sf), 4x100m 5th

After her fabulous performances at the 2000 World Juniors, injury and illness restricted her competitions during 2001.

KNOX, Jessica (NSW)

03/11/78 Gosford NSW/Hornsby, Sydney

Coach: Rob Medicott

100m 11.70 (18/2/01), 200m 24.20 (24/2/01)

World Uni Games '01 4x100m did not run (injured)

Her dad is a conductor in the Gosford City Orchestra and her mum is the first violinist in her husband's orchestra. Jessica spent a year in Iceland where she learnt Icelandic.

KRUEGER, Brooke (SA)

09/07/80 -/Adelaide

Coach: Paul Carlin

Hammer Throw 62.64 (1/3/01)

World Juniors '98 qual round

With her throw this year of 62.64m, Brooke has moved to No 5 on the Aust All-time list. Has been in good summer 2002 form.

KRUMMINS, Andrew (VIC)

17/01/84 Melbourne/Melbourne

Coach: Steve Gaffney

800m 1:51.91 (10/02/01)

World Youth Champs '01 800m heat (1:54.65), Medley relay heat

Hobbies: water-skiing, snowboarding and raves.

Basket carrier for the athletes at the Sydney Olympics

LADMORE, Holly (NSW)

10/06/84 Bateman's Bay, NSW/Lidcombe, NSW

T54, 200m 32.28, 400m 58.88, 800m 01:56.96, 1500m 03:39.89

IPC WC '98 4x400 1st, 4x100 6th

Paras '00 200m 6th, 400m 6th, 800m 5-7th, 1500m 7th

Hobbies: music and guitar**LAMBERT, Jodie (WA)**

1/9/70 Perth/Perth

Coach: Jacqui Dufall

100m 11.47 (28/1/96), 200m 23.13 (11/2/96)

Olympics '96 4x100m 7th

Aust Champs at 100m '95 3rd, '99 2nd, '00 2nd; at

200m '95 3rd, '96 2nd, '99 2nd

School Teacher at Churchlands SHS. Was on the Australian team that broke the 24-year-old National 4x100m record in South Africa in March 2000. Jodie's coach, Jacqui Dufall won the 1962 Australian 80m H title.

LAPIERRE, Fabrice (NSW)

17/10/83 -/Sydney

Coach: Fred O'Connor and Dan Suchy

100m 10.77 (13/10/01), 200m 21.40 (10/12/00), Long

Jump 7.39 (10/12/00), Triple Jump 15.07 (15/9/01),

110mH 14.27 (91cm-2/12/00)

Hobbies: TV and play station, World for Press Operations in the Olympic Stadium during the 2000 Olympics.

Enormously talented sprinter/jumper who is also a handy hurdler.

Graduated from Westfields in 2001, will go to University of Western Sydney in 2002.

LAURINS, Raffael (VIC)

22/5/85 Moe Vic/Moe Vic

Shot 16.91 (5kg), Discus 53.70 (1.5k), Javelin 59.28 (700g)

Is one of seven children. Related to Sir J M Barrie, author of Peter Pan.

LEATHERBY, Andrew (QLD)

19/9/73 Adelaide/US

Coach: ? (previous Chris Wardlaw)

5000m 13:43.25 (20/4/01), 10000m 28:25.56 (4/5/01),

Half-marathon 63:36 (7/2/99), Marathon 2:15.06

(7/10/01)

Marathon career: 2:27.39 Sydney 18th 30/4/00; 2:15.06

Chicago 7/10/01

World Half Marathon Champs '00 37th 67:38

Andrew is currently studying in the US. His mother (Desiree) represented Australia at the World XC ('81) and World Cup marathon ('85) and won the Australian XC ('81) and Aust Road Championship ('80).

LOVELY, Deborah (QLD)

20/06/83 Brisbane/Brisbane

Coach: Brad Monk

DT 52.71 (3/9/00), HT 54.70 (10/9/00), SP 13.59 (3/5/00)

World Youth Champs: '99 3rd Discus

World Junior Champs: '00 Discus 10th, Hammer qual rd

Interests are weightlifting, soccer & basketball

MACDONALD, Daniel (NSW)

22/2/84 -/Wollongong

Coach: Rick Watkins

800m- 1.51.86 (24/11/01), 1500m- 3.59.2 (11/01)

Aust All Sch: '01 (U18) 800m 1st

Year 12 student; **Hobbies:** surfing, golf, listening to music**MCDONALD, Todd (NSW)**

8/7/76 -/Sydney

Coach: Lindsay Watson

800m 1:47.18 (29/7/01)

Former schoolboy 400m hurdles star who converted to 800m. Third in the Olympic trials, 0.12 seconds behind the winner.

MCDONNELL, Ruth (QLD)

08/09/84 Brisbane/Brisbane

Coach: Pat Clohessy

1500m 4:26.85 (10/12/00), 3000m 9:19.15 (8/12/00)

World Juniors '00 3000m 10th (9:40.52)

World Youth Champs '01 withdrew injured

MCGREGOR, Hayley (VIC)

24/05/79 Melbourne/Melbourne

Coach: Pam Turney

800m 2:07.4 (4/3/99), 1500m 4:17.95 (10/2/01), 3000m

9:05.94 (1/3/01), 5000m 15:40.24 (19/8/00)

World Uni Games '01 5000m 16th (17:34.05)

Hayley was on a VIS kayaking scholarship between 1993 and 1995. She has three times won her division (kayak TK2) in the grueling Murray River marathon.

MCINTOSH, Cecilia (VIC)

21/06/79 -/Mitcham, VIC

Javelin 53.67 (31/3/01)

Aust Champs '01 2nd

MCLELLAN, Sally (QLD)

19/09/86 Sydney/Gold Coast, QLD

Coach: Sharron Hannon

100m 11.91 (25/3/01), 200m 24.26 (26/10/01), 90m H 12.51 (8/12/01)

Aust Champs '01 (U20) 100m 1st, 200m 4th

All Sally's aunts and cousin live in England. She started athletics seriously after moving to the Gold Coast from Sydney. She had participated successfully in swimming and gymnastics while in Sydney. In April 2001, aged only 14 years, Sally won the Australian U20 100m title in a time of 11.91. She also ran very fast in the 200m, clocking 24.27 to place fourth. In December 2001, despite running with an injured foot, she lowered the Aust U16 90m hurdles record for the second time.

MCLEOD, Courtney (QLD)

18/04/83 Gaborone, Botswana/Robina, Gold Coast

Coach: Claude Trotta

400m 48.05 (8/9/00), 200m 21.92 (10/12/00), 100m 10.89 (27/10/01)

World Juniors '00 4x400m 8th

Ran first leg on the Australian 4x400m relay team at the 2000 World Juniors and age-eligible for the 2002 World Juniors.

MCREYNOLDS, Jacob (NSW)

08/12/78 Conway, Arkansas/Sydney

Coach: Victor Saneev

Triple Jump 16.24 (10/3/01)/16.47w, LJ 7.12 (3/3/01)

Aust Champs '99 – 2nd, '00 – 3rd '01 – 2nd

EAG '01 Triple Jump 3rd (16.19m)

Jacob is coached by Victor Saneev, three-times Olympic Gold Medallist. He was born in the US, but raised in Mackay QLD.

MILLER, Liz (NSW)

08/11/63 Sydney/Sydney

Coach: Dick Teleford

1500m 4:09.5 (29/2/92), 9:09.82 (9/3/89), 5000m

15:42.3 (21/11/98), 10000m 32:41.01 (17/8/00)

Aust Champs: 1500m '89 & '98, 3000m '94, 5000m '01

World Cup '89 1500m 8th, '92 1500m 6th

World XC '92 67th, '97 79th, '01 29th

One of the leading all round distance runners in Australian history.

MITCHELL, Kathryn (VIC)

10/07/82 -/Mt Helen, VIC

Coach: Lindsay Burgoyne

Javelin 54.98 (7/12/01) [Aust U20 record]

First year Human Movement student at Ballarat Uni (2001)

MORRIS, Emily (NSW)

23/10/78 Melbourne/Sydney

Coach: John Atterton

800m 2:09.46, 1500m 4:17.18 (24/3/01),

3000m 9:55.32, 5000m 17:10.9 (14/1/01)

World Uni Games '01 1500m heat (4:23.28)

Aust Champs '01 1500m 2nd

Hobbies: snow skiing, travel, horse riding, scuba diving, going to the beach and socializing; Her coach, John Atterton, placed second in the 1962 Australian 3000m steeplechase; Made a major breakthrough in February 2001 when she slashed 11 seconds from her 1500m best.

MORROW, Sherryl (VIC)

22/03/73 -/East Doncaster, VIC

Coach: Roy Boyd

Hept 5817 (25/2/00), 100H 13.61 ('00), HJ 1.88m

(19/12/98), Shot 11.54m ('99), 200m 25.42, LJ 6.09m,

Javelin 43.51m, 800m 2:22.55 ('00),

Aust Champs at HJ '91 3rd, '97 3rd, '99 3rd; at Hept

'96 2nd, '97 2nd, '99 1st, '00 1st

World Uni Games '97 HJ qual rd (1.75)

A nationally ranked rhythmic gymnast from the age of 11-18 years, Sherryl switched to athletics and within three months had improved her high jump from 1.60m to 1.75m. In 1992 she suffered glandular fever which lingered for about four years. 1.69m tall, Sherryl has leapt 19cm over her own height. Aust All-time rankings: HJ 11th, Hept 9th, 100H 16th.

MULLAN, Sarah (NSW)

08/09/75 -/Wahroonga, NSW

Coach: Rob Medicott

100m 11.78 (3/3/01)/11.75w, 200m 24.33

(4/2/01)/23.66w

Goodwill Games '01 4x100m 5th

NARRIER, Casey (WA)

29/5/85 -/East Perth

Coach: Grant Ward

High Jump 1.82m (8/12/01)

Coach is the husband of Vanessa Ward the Australian women's high jump record holder at 1.98m.

NEIGHBOUR, Gabrielle (Vic)

22/11/83 -/Melbourne

Coach: Bryan Neighbour

Hammer Throw 55.77 (8/11/01)

Brother Aaron is No 4 shot putter in Aust history.

Gabrielle is the leading junior hammer thrower in Australia and our best hope for the 2002 World Juniors.

NEILSEN, Rebecca (VIC)

18/09/83 Mornington Vic/Safety Beach Vic

Coach: Bryan Neighbour

Shot Put 13.54 (8/12/01), HT 48.25 (01), DT 43.19

(01)

Aust All Sch: '01 (U20) Shot 1st, Hammer 3rd

After throwing for four years, Rebecca recently changed to the rotation technique; grandfather was a member of the Australian Rifle Shooting Team in the 1980's.

NEOFYTU, Kris (NSW)

03/05/84 Sydney/Sydney

Coach: Chris Neofytou

100m 10.66 (24/02/01), 200m 21.47 (23/1/01), 400m 48.53 (14/9/01)

World Youth Champs '01 100m semi (10.77 ht), 200m semi (21.54)

Hobbies: games and computers**NOONAN, Keiran (NSW)**

07/09/76 Sydney/Sydney

Coach: Michael Khmel

100m 10.29 (f5/2/00), 200m 21.06 (27/2/00)

Olympics '00 4x100m Relay - reserve

NORMAN, Kathleen (QLD)

22/08/80 Brisbane/Acacia Ridge, QLD

Coach: Gary Bourne

Long Jump 6.33 (25/8/01)

Aust Champs '01 6th

Studied Bach. Of Leisure Management at Griffith U (1999-01)

O'CONNELL, Dan (QLD)

14/9/83 -/Brisbane

Coach: Annette Rice

High Jump 2.14 (13/10/01)

O'NEILL, Andrew (NSW)

05/07/83 Inverell NSW/Wagga Wagga, NSW

Coach: Dick Teleford

800m 1:49.93 (9/12/00), 1500m 3:46.34 (2/3/00)

Broke the Australia U18 1500m record in March 2000 in a race with Noah Ngeeng.

Hobbies: music, going out. Andrew's favourite athlete is Hicham El Guerrouj. In his early teens Andrew was a very talented all round sports person including cricket and AFL.**PERIS, Nova (OAM) (VIC)**

25/02/71 Darwin/Melbourne

Coach: Peter Fortune

100m 11.26 (7/8/99), 200m 22.74 (25/8/99), 400m 51.28 (23/9/00)

Interesting facts: 1996 Olympic Hockey Gold Medallist.

Just one year later she took part at the World Championships in Athletics.

PERRY, Michael (NSW)

30/09/77 Newcastle/Edgeworth, NSW

Coach: Max Debnam

Triple Jump 16.07 (3/2/01)

East Asian Games '01 7th (15.35)

Leapt his personal best on his home track at the inaugural Telstra Grand Prix in Newcastle.

PEULICH, Paul (VIC)

10/09/84 Melbourne/Melbourne

Coaches: Shot Dorijan Klasnic, Discus Tom Hancock, Hammer Joe Quigley

Shot Put 19.28 (5k 13/10/01), 15.97 (7.2k 8/11/01),

Discus 52.50 (1.5k 24/2/01),

Hammer 66.19 (5k 23/2/01)

World Youth Champs '01 Shot 10th (18.41), Hammer 3 fouls

Interesting facts: Paul has assembled a terrific support team of coaches covering technique, conditioning/speed and flexibility (Tom Hancock, Joe Quigley-2 time Aust champ and Larissa Tourchinskaya-No 2 heptathlete all-time). Paul was a leading junior tennis player.

PICKERSKILL, Debbie (QLD)

23/03/80 -/Chapel Hill, Brisbane

Coach: Richard Brockett

Discus 54.80 (17/12/01)

Has had three shoulder operations. Advice to young athletes-'not only talent creates a champion'

POETSCHKA, Lauren (ACT)

22/10/74 Perth/Canberra & Perth

Coach: Craig Hillard

400m 52.78 (5/2/00), 400m Hurdles 55.37 (2/3/00)

Aust Champs 400H 1st '94/'99/'00

Olympic Games '00 400m Hurdles -heat 6th

World Uni Games '97 heat, '99 semi

Commonwealth games '94 heat

No 3 400m hurdler in Aust history.

POPETT, Eloise (NSW)

9/11/82 New York/Sydney

Coach: Rod Arnold

1500m 4:15.76 (28/2/99), 3000m 8:56.74 (2/7/99),

5000m 15:18.6 (16/10/99)

World Juniors: '98 3000m 11th; World Youth: '99

3000m 4th; World Rankings: '99 U20 1500m 9th,

3000m 2nd, 5000m 1st

All Eloise's family run and her mother (Cheryl) was a nationally top-10 ranked 3000m runner in the '70s.

PORTER, Sandra (VIC)

15/04/82 Northern Ireland/Melbourne

Coach: Barry McLeod

100m 11.96 (25/03/01), 200m 24.05 (24/03/01)

World Youth Champs '99 withdrew (injured stress fracture lower back)

World Juniors Champs '00 200m semi (24.13), 4x100m 5th

Hobbies: reading, socialising with her friends.

Studying B. App Sc and B. Psychology at Victoria Uni

POWER, Georgina (VIC)

04/11/82 Melbourne/Melbourne

Coach: Roy Boyd

100m Hurdles 13.49 (25/3/01)

World Youth Champs '99 heat, World Juniors '00 heat,

World Uni Games '01 Heat (13.80)

Hobbies: participating in yoga, roller blading, netball, volleyball, going out with friends and going to the beach

PRICE, Stephanie (NSW)

17/07/72 Sydney/Sydney

Coach: Ron White

400m 53.22 ('00), 400m Hurdles 56.03 ('00)

Olympics '00 400m Hurdles Heat

Interesting facts: 2nd at the Aust Champs '01

PURCELL, Ryan (WA)

24/1/83 Perth/Perth

Coach Lyn Cole

110m Hurdles 14.50 (107cm-25/3/01), 13.97 (99cm-25/3/01)

Aust Champs '01 (U20) 1st, (open) heat

World Youth Champs '99 heat

Hobbies Cars and AFL

QUINN, Alison (NSW)

21/04/77 Sydney/Cromer, NSW

T38, 100m 13.94, 200m 29.32, 400m

Paras '00 100m 1st, 200m 2nd

Hobbies: music, movies, outdoor activities

REHARDT, Michael (QLD)

09/12/81 -/Biggera Waters, QLD

Coach: Glynis Nunn-Cearns

200m 21.78 (9/11/01), 400m 46.3 (2/9/01)

Aust Champs '01 400m heats

Goodwill Games '01 4x400m relay 5th (3:05.20)

Was a surprise late addition to the Australian team for the Goodwill Games, where he ran on the 4x400m relay.

RICHARDSON, Scott (NSW)

15/05/81 Ulladulla/Sydney

Coach: Jackie Byrnes

100m 10.48 (9/12/00)/10.39w, 21.50 (12/10/99)

World Juniors '00 100m qf (10.51), 4x100m disq

Raised in Ulladulla, Scott relocated to Sydney to further his athletics. Was a leading beach sprinter, before concentrating on the track. Competed well at the 2000 World Juniors, just missing his personal best time.

ROBERTSON, Nicole (NSW)

4/7/82 Camden NSW/Camden NSW

Coach Ernie Shankelton

Hammer 57.16 (6/12/01)

World Juniors - qual round (51.69)

Has throw Commonwealth Games B qualifiers this summer.

ROBINSON, Joshua (QLD)

04/01/85 Brisbane/Brisbane

Coach: Richard Brockett

Javelin 64.00 (800g-25/3/01), 66.87 (700g-15/7/01)

World Youth Champs '01 5th (final 66.64, qual 66.87)

Hobbies: surfing, has been in state and national cricket teams for the last four years.

Performed magnificently at the World Youth Champs with a pb in the qual round and a fifth placing in the final. His coach was a two-time National javelin silver medallist.

ROBSON, Renee (VIC)

03/11/78 Townsville, Qld/Melbourne

Coach: Peter Fortune

200m 24.02 (5/3/01), 400m 53.69 (24/3/01)

World Juniors '96 4x400m 3rd(ran heat only)

World Uni Games '01 4x400m 5th

Moved from Townsville to Melbourne in 1997 to train with Peter Fortune and attend uni. Career: PE teacher.

RYABOVITCH, Maree (NSW)

1/3/80 -/Bankstown

Coach Lawrie Barclay

Hammer 58.77 (17/11/01)

Has thrown Commonwealth Games B qualifiers this summer.

SADLER, Rebecca (QLD)

12/06/78 Brisbane/Brisbane

Coach: Peter Fortune

200m 23.75 (25/3/01), 400m 53.41 (10/3/01)

World Uni Games '01 4x400m 5th

Coached by correspondence by Peter Fortune from Melbourne.

While Rebecca was injured in 1997 and 1998, she kept her interest in athletics by coaching children and disabled athletes.

SHEEHY, Keith (SA)

14/10/83 -/Adelaide

Coach: Stan Miller

400m 47.82 (1/12/01)

Aust All Schools '01 (U20) 2nd

Aust Champs '01 (U20) 2nd

SIMPSON, Brooke (NSW)

4/6/87 Sydney/Gymea Bay, Sydney

Coach: Rod Arnold & Peter Simpson

800m 2:09.05 (24/11/01), 1500m 4:28.5 (17/11/01)

While living in ACT for a few years, she played national level hockey.

Aust All Sch: '01 (U16) 800/1500m 1st/1st

SLOMKA, Mindy (NSW)

2/5/80 -/Maitland, Hunter Valley NSW

Coach: Louise Green

100m 11.79 (17/11/01)/11.59w, 200m 24.00 (15/11/97)

World Juniors '96 100m qf (11.93 ht), 4x100m 6th

Outstanding junior sprinter, who after a brief break, is running better than ever.

SMITH, Annabelle (NSW)

08/01/83 Sydney/Killara, Sydney

Coach: Jackie Byrnes

200m 24.44 (24/3/01), 400m 53.79 (25/3/01)

World Uni Games '01 4x400m 5th

Former national level rower who switched to track seriously in April 1999. Was the leading junior 400m runner in Australian in 2001. Injured and ill (Glandular Fever) in late 2001.

STUART, Leigh (VIC)

02/01/71 London/Ringwood, Melb

Coach: Bohdan Babijczuk

Long Jump 7.93 (24/03/2001)

Aust Champs '97 6th, '98 3rd, '99 3rd, '00 5th, '01 3rd

Hobbies: listening to music, live music, movies, watching sports, holidays/travelling, renovating. Was member of 2001 World Champs Australian Bobsleigh team. Cousin (Colin Stuart) plays cricket for West Indies cricket team. Career: Business Analyst.**SUMMERSGILL, Claire (NSW)**

13/01/72 St Ives, NSW/St Ives

T52, Discus 8.05, Shot Put 3.57

Paras '00 Discus 7th, Shot Put 6th

Hobbies: gym, swimming, rowing**SUTHERLAND, Sharon (WA)**

10/03/77 Perth/Bedford, WA

Coach: Steve Mladenis & Bohdan Babijczuk (previous Lyn Foreman)

Aust Champs '97 (U20) 1st, '00 3rd, '01

SUTHERLAND, Toby (QLD)

17/9/83 -/Pacific Pines GC QLD

Coach: Sharon Hannon

400m Hurd 52.84 (9/12/01), 400m 48.68 (9/12/01)

SYDNEY, Sarah (QLD)

16/02/84 Maryborough/Maryborough, QLD

Coach: Gary Bourne

Triple Jump 13.13 (11/12/99)/13.26w ('99), Long Jump 6.02 (22/10/99)

World Junior Champs '00 qual rd (12.02m)

World Youth Champs '01 withdrew injured

In 1999, aged 15y she became the sixth Australian to leap 13m. Aust U16 & u18 record holder.

TALLENT, Jarred (VIC)

17/01/84 Ballarat, Vic/Newlyn, Vic

Coach: Daryl Biggin

3000m Walk 12:04.0 (15/2/01), 5000m Walk 21:17.0 (5/2/00), 10000W 44:50.94 (12/7/01)

World Youth Champs '01 10000Walk 7th (44:50.94)

As recently 1999, Jared was competing successfully at a national level in triathlon.

TAYLOR, Luke (NSW)

19/03/83 Sydney/Freemans Reach, NSW

Coach: Marilyn Pearson

3000m Steeplechase 9:07.54 (18/2/01), 2000m

Steeplechase 5:57.97 (9/12/00), 5000m 14:33.77

(19/8/00), 3000m 8:26.23 (3/2/01)

World Juniors '00 3000m steeple heat (9:15.42)

THIEL, Christy (NSW)

30/04/74 Sydney/Waverton, Sydney

Coach: Jorg Probst

Discus 57.13 (24/2/01)

World Uni Games '01 Discus 11th (53.80 qual rd)

East Asian Games '01 Discus 4th (53.50m)

A qualified radiographer, Christy resumed university in 2001 studying Law. A 50m thrower as a teenager, Christy took a four-year break (1992-96) but since she has resumed she has improved every year.

THOMPSON, Clare (QLD)

28/12/77 Beaudesert, Qld/Melbourne

Coach: Eric Hollingsworth

Heptathlon 5958 (8/7/00), 200m 24.20 (6/00), 800m 2:16.00, 100m Hurdles 13.65 (7/7/00), Long Jump 6.25 (25/2/00), Javelin 42.13 (7/7/00), Shot Put 13.32 (8/7/00), High Jump 1.78 (8/7/00)

World Juniors '94 20th

World Uni Games '97 did not finish, '99 3rd, '01 dnf

Goodwill Games '01 7th (5390pts)

In 1994 Clare had a bone tumour removed putting her out of athletics for seven months

TING, Gillian (NSW)

20/01/77 Sydney/Lindfield, NSW

Coach: Viktor Saneev (previous Col Wright/Keith Connor)

Triple Jump 12.95 (3/2/01), LJ 5.82 (12/12/98)

Exercise Physiologist-Mayne Health; Six-time NSW triple jump champion; Gillian's grandfather and Jenny Laurendet's (three CGs, 400m H 56.31) grandfather came from the same village in China.

TURNER, DEAN (NSW)

31/01/77 Liverpool, NSW/Ingleburn, NSW

T20, 100m 11.38, Long Jump 6.36

IPC WC '98 Long Jump 3rd

Paras '00 100m 12th, Long Jump 8th

Hobbies: music, movies, playing soccer**VELTMAN, Clayton (VIC)**

27/06/78 Geelong, Vic/Melbourne

Coach: Bruce Scriven

100m 10.88 (27/1/01), 200m 21.61 (23/1/00), 400m 46.63 (18/2/01)

World Juniors '96 4x400m reserve

World Uni Games '99 4x400m qf (47.83)

Unfortunately had to withdraw from the 2001 World Uni team when he did not reach the departure time.

VENTRIS, Lyn (WA)

2/10/56 -/Perth

20kmWalk 1:34:44 (16/12/01), 10kmWalk 47:25 (6/01),

5000m Walk 23:27.0 (7/01), 3000m Walk 14:19.75

(4/3/01)

Lyn could become one of the major stories this summer. Aged 45, she has never raced 20km Walk until 2001, when she walked 1:39 in May then just missed a Commonwealth Games A with a 1:34.44 in Melbourne in December.

WALSHAM, Suzy (NSW)

22/11/73 Sydney/Sydney

Coach: Paul Laurendet

800m 2:04.45 (18/2/01), 1000m 2:48.99 (25/2/89),
1500m 4:10.7 (9/3/01), Mile 4:33.13 (7/1/90), 3000m
9:01.5 (19/1/01)

World Juniors '90 1500m 8th, World Junior XC '89-9th,
'91- 13th, '92-76th

East Asian Games '01 1500m 2nd

One of the most outstanding teenage distance runners
in Australian history, running 4:11.04 in 1990 as a 16-
year-old (ranked No 1 junior in the world) and the
National open 1500m champion in 1991 (aged 17). Ten
year later, in 2001, she recaptured the national title,
represented in her first National senior team (East
Asian Games) and broke 10+ years pbs for 800m,
1500m & 3000m.

Her dad, Keith, was a Wallaby winger in 1962/63.

WATKINS, Robert (QLD)

7/1/84 -/Walkamin QLD

Coach: Mario Milicika

Shot Put 18.82 (5k 8/12/01), 16.60 (6k 9/12/01)

Aust All Schools '01 (U18) 2nd, (U20) 3rd

A very tall athlete 1.92m, 120kg, 2.05m arm span.

Discover at the Qld All Schools Champs.

WELLS, Scott (TAS)

22/4/83 -/Canberra

Coach: ? (previous Esa Peltola)

100m 10.81 (25/3/01), 200m 21.43 (15/12/01)

Aust Champs '01 100m 2nd

Leading junior Tasmanian sprinter who relocated to
Canberra to train with Esa Peltola. Ran a World Junior
qualifier for 200m in December 2001.

WESTCOTT, Scott (NSW)

25/9/75 Alectown NSW/Canberra

5000m 13:33.35 (18/11/99), 10000m 28:19.41 (6/12/99),

Half Marathon 63:03 (27/8/00)

World Half-Marathon Champs '00 41st (68:04)

Primary School Teacher; Has placed top-6 in the City to
Surf, NSW Half-Marathon, Aust XC and Zatopek.

Born and raised in a very small town near Parkes in the
central-west of NSW.

WILLIAMS, Tim (VIC)

09/12/81 Brisbane/Prahran, Melbourne

Coach: Peter Van Miltenberg

100m 10.60 (17/10/00), 200m 20.96 (30/8/01), 400m
47.04 (18/2/01)

World Juniors '00 100m semi, 200m semi, 4x100m
disq

World Uni Games '01 200m semi (20.96 in qf), 4x100m
5th

Tim has won the Australian U18 Australian Lifesaving
Beach sprint title. Starting running 400s only in 2001
and has already run a respectable 47.04. Studying
Biomedical Science at Monash Uni.

WILLIS, Caitlin (QLD)

18/12/82 Mackay QLD/Brisbane

Coach: John Clancy

400m 55.84 (16/2/01), 800m 2:10.91
(25/10/97)

World Junior Champs: '00 4x400m 7th (ran in heat)

Sister of Australian 5000m record holder Benita; studing
Law/International Business at Griffith Uni; was a
member of the Aust U16 Hockey team in 1998.

WOOD, Elliot (NSW)

6/10/83 -/Balgowlah, Sydney

Coach: Jackie Byrnes

400mH 52.59 (24/3/01)

Aust Champs '01 (U20) 1st

Hobbies beach, music, TV and parties

YOUNG, Wendy (SA)

18/03/84 Adelaide/Adelaide

Coach: Alan Launder

Pole Vault 3.80m (17/3/01)

World Youth Champs '01 Pole Vault 6th (3.80m)

After achieving a very high mark of 98.45 in Year 12
(2001), Wendy will study Science (pt) at Adelaide Uni in
2002. Wendy was a talented gymnast and her older
sister (Tracey) has vaulter 3.75m.

ZEED, Mohamed (VIC)

21/02/84 Melbourne/Chadstone

Coach: Bert Tilley

110m Hurdles 13.48 (91cm-25/2/01), 14.82 (99cm-
7/10/01)

World Youth Champs '01 110m Hurdles 7th (13.64)

Hobbies: enjoys playing pool and rock climbing. Plays
soccer for Knox Club. Aus U16 100H & U18 110H
record holder.

RICKARD, Sam (NT)

08/09/71 Mona Vale, NSW/Casuarina, NT

T13, 400m 51.29, 800m 01:55.90,

1500m 04:07.51

Paras '00 400m 7th, 800m 4th, 1500m 6th

Hobbies: writing

aa life members & merit award recipients

Principal
sponsor



2002

ATHLETICS AUSTRALIA LIFE MEMBERS AND MERIT AWARD RECIPIENTS

(Formerly the Australian Athletic Union 1982-1989)
(Formerly the Amateur Athletic Union of Australia 1927-1982)
(Formerly the Amateur Athletic Union of Australasia 1897-1927)

Founded 1897

MEMBER OF THE INTERNATIONAL ASSOCIATION OF ATHLETICS FEDERATIONS

Affiliated with: Australian Olympic Committee
Australian Commonwealth Games Association
Confederation of Australian Sport

MEMBER ASSOCIATIONS

Australian Capital Territory Athletics
Athletics New South Wales
Northern Territory Athletics
Queensland Athletics
Athletics South Australia
Athletics Tasmania
Athletics Victoria
Athletica (Western Australia)

HONORARY LIFE MEMBERS

(Elected by A.A.U. of A.)(Elected by A.W.A.A.U.)

* Mr Hugh R Weir CBE	(1957)	* Miss Gwen Bull OAM	(1962)
* Mr C Ronald Aitken CBE	(1965)	* Miss Nell Gould OAM BEM	(1962)
* Mr Arthur J Hodsdon MBE	(1965)	Mrs Doris Magee AM MBE	(1962)
* Mr Norman G Hutton	(1968)	* Miss Lillian Neville OAM	(1962)
* Mr Leonard B Curnow OBE	(1968)	* Mrs Doris Willson	(1964)
* Mr Robert E Graham OBE	(1968)	* Mrs Mavis Ebzery OAM	(1967)
* Mr F Theo Treacy OBE	(1969)	* Mrs Maisie McQuiston BEM	(1971)
* Mr George Soper	(1969)	* Mrs Margaret Cahill OAM	(1972)
* Mr C Herbert Gardiner QJM	(1974)	* Mrs Mabel Robinson MBE	(1973)
* Mr H George Carruthers MBE	(1977)	Mrs Joyce Bonwick OAM	(1978)

(Elected by Athletics Australia)

* Mr Thomas C Blue AM BEM	(1980)	Justice Allan W McDonald QC	(1993)
Mr Clive D Lee AM	(1984)	Mr George W Tempest	(1994)
Mrs Flo Wrighter OAM BEM	(1986)	Mr John Bailey AM	(1995)
Mr Noel J Ruddock AM	(1989)	Mr Paul Jenes	(1995)
Mr Graeme T Briggs AM JP	(1990)	Mrs Margaret L Mahony OAM	(1997)
Mrs Brenda J Pearl OAM	(1992)	Mr Denis P Wilson AM	(1997)
Mrs Stella McMinn AM JP	(1992)	Mrs Gwen Chester	(1998)
Mr Fred W Napier OAM	(1992)		

RECIPIENTS OF THE MERIT AWARD OF ATHLETICS AUSTRALIA

(Elected by the A.A.U. of A. 1968-1978)

Mr J D	Bailey AM	Q	1976	* Mr T F	Hantke	W	1968
Mr J B	Barlow	Q	1968	* Mr W W	Huxley	Q	1973
* Mr E W	Barwick	T	1968	* Mr H J	Lowe	S	1970
* Mr F J W	Budge	S	1977	* Mr P S	McCavanagh	S	1969
* Mr H G	Carruthers MBE	N	1970	* Mr A H	McIvor	S	1976
* Mr R	Clemson	V	1968	* Mr E	Moore	V	1974
* Mr J W	Cook	Q	1973	* Mr C H F	Morgan	S	1968
* Mr R C	Corish BEM	N	1970	Mr F W	Napier OAM	W	1977
* Mr T B	Dodds	S	1968	Mr J L	Patching AO OBE	V	1968
* Mr J E	Draper	V	1971	* Mr A E	Robinson	V	1968
* Mr H J	Eastaughffe	Q	1968	* Mr F A	Rose	T	1968
* Mr E D	Eastham	V	1978	Mr N J	Ruddock AM	T	1975
* Mr J K	Faulkner	S	1968	* Mr V B	Sharp MBE	S	1968
* Mr R C	Frith OAM	N	1975	* Mr G B	Stringer	V	1970
* Mr C H	Gardiner QJM	V	1968	* Mr W C	Thompson	Q	1968
* Mr E R	Goodwin	Q	1974	* Mr F T	Treacy OBE	W	1968
* Mr E R	Graham	S	1978	* Mr P D	Walsh	N	1971
* Mr J H	Hanman	N	1972	* Mr R P B	White	N	1970

(Elected by the A.W.A.U. 1971-1978)

Mrs P	Andersson	V	1971	Mrs N	Greenham OAM	S	1973
* Mrs E	Armstrong	V	1971	Mrs J	Harmey	N	1971
* Mrs D	Barnes	S	1976	* Mrs A	Kennedy BEM	V	1971
Mrs I	Bennett	V	1974	* Mrs N	Keily	V	1974
Mrs G	Bergman	N	1978	* Mrs Y	Lanyon-Owen	Q	1971
* Mrs L	Berzinski	V	1974	Mrs E	McBeth	V	1971
Mrs J	Bonwick OAM	Q	1971	Mrs S	McMinn AM JP	Q	1971
Mrs A	Burow	V	1974	* Mrs M	McQuiston BEM	V	1974
* Mrs M	Cahill OAM	S	1972	* Mrs P	McWillie	W	1973
* Mrs L	Cavanagh	S	1971	Mr D	Magee AM MBE	N	1971
Mrs G	Chester	W	1973	* Miss E	Morris	V	1974
Mrs D	Clarke	N	1971	* Miss L	Neville OAM	V	1971
* Mrs E	Clay	W	1975	* Mrs Y	Neasbey	N	1977
Mrs M	Cuthbert	N	1978	Mrs B J	Pearl OAM	S	1976
* Mrs D	Davis	V	1974	Mr P	Peters AM	S	1973
Mrs J	Davis MBE	V	1975	* Mrs M	Robinson MBE	V	1971
* Mrs N	Davey	N	1977	* Mrs G	Rose	V	1971
* Mrs M	Ebzery OAM	T	1972	* Mrs J	Saunders	V	1974
* Mrs N	Edwards	N	1973	Mrs E	Schulz	Q	1978
* Mrs Z	Fibbins OAM	N	1971	Mrs G	Sheldon	N	1971
Mrs M	Fitzgibbons	N	1975	* Mrs D	Spittles	Q	1971
Mrs M	Fraser	V	1973	Mr D	Stanton	V	1971
Mrs J	Gell	V	1974	* Mrs F	Venn	V	1974
* Mrs E	Godfrey	N	1971	Mrs F	Wrighter OAM BEM	N	1971
* Miss N	Gould OAM BEM	N	1971				

(Elected by Athletics Australia 1979)

Mr M R	Aitken	S	1993	Mrs J	Huxley	N	1996
Mr E C	Bartholomeusz	Q	1986	Mr J	Jarver OAM	S	1994
Mr D F	Bell OAM	V	1985	Mr P	Jenes	V	1992
Mr R H	Brandis	Q	1998	Ms R M	Jenkins	V	1998
Mr G T	Briggs AM JP	T	1981	Mr D W	Jowett	Q	1993
Mr L R	Boyd	V	1995	Mr P W	Lucas	N	1989
Mr D P	Cross	Q	1994	Mr M L	Mahony OAM	V	1994
Mrs J M	Cross OAM	Q	1985	* Mr E S	Martin	Q	1991
Mr D B	Cundy	A	1997	Ms M	Mathews AM	N	1988
Dr J A	Daly OAM	S	1993	Mrs E	Murphy OAM	Q	1990
* Mr F	Day OAM	W	1991	Mr R	Owens	N	1996
* Mrs W M	Ey BEM	S	1993	* Mr R W	Pannell	V	1992
* Mr D G	Ferrier	V	1984	Miss M J	Patterson OAM	V	1986
* Mr J D	Forrest	Q	1984	Mrs J M	Petfield OAM	Q	1987
Mr I	Galbraith	A	1994	Mr H L	Ralph OAM	N	1979
Mr A K	Gordon OAM	S	1994	Mr B S	Roe	T	1996
Mr P I	Hamilton	N	1996	* Mr H J	Schubert MBE	V	1987
Mrs M	Heffernan OAM	S	1980	Mr G W	Tempest	W	1990
Dr B	Hodgson	V	1994	Mr P	Turney	V	1994
Mr R K	Hood AM	T	1989	Mr D P	Wilson AM	A	1994
Mr L A	Hutton	N	1993	* Mr C A	Wise	T	1979

* Deceased

BELIEVE IT.

ACHIEVE IT.

publications

Principal
sponsor



2002

PUBLICATIONS AND VIDEOS - ATHLETICS AUSTRALIA

New Releases

Fields of Green, Lanes of Gold

Fields of Green, Lanes of Gold is the story of Australia's athletics history. From the great runners of the 19th century, the deeds of Edwin Flack in the 1896 Olympics and the current stars of track and field, Australia has embraced and honoured its heroes.

Author Paul Jenes chronicles the triumphs and the disappointments. Hardcover, more than 300 pages and beautifully illustrated with more than 200 black and white and colour photographs, Fields of Green, Lanes of Gold is a legacy to all who 'ran the race' - not just those who won.

\$60.00 (incl. GST) + p&h.

Development

SPC Hot Tracks Athletics Program

This resource package is the 'one stop shop' for teachers involved in teaching and conducting school athletics programs. It is suitable for upper primary and secondary school children.

\$93.50 (incl. GST)
\$9.90 p&h

Teacher's Resource Material

This resource includes eight manuals covering Technical Aspects, Teaching Techniques, and Sport Science. It can be purchased as a total package or purchased individually.

Contact AA

Planning and Managing Athletics Facilities Manual

This manual is a general guide to the development and maintenance \$11.00 (incl. GST) of an athletics facility. A must for clubs, Local Government and others.

Free to affiliated
athletics clubs

Competitions / Statistical

2001 Season Guide – 50th Year of Issue

Not in Stock

1999-00 Handbook of Records & Results - 49th Year of Issue

\$5.50 (incl. GST)

1998-99 Handbook of Records & Results – 48th Year of Issue

\$5.50 (incl. GST)

Other Titles available through Athletics Australia

Australian Women at the Olympic Games

Author: Dennis Phillips / published in 1992

\$16.50 (incl. GST)

Coaching Athletes with Disabilities: General Principles

\$27.50 (incl. GST)

Coaching Amputee Athletes

\$22.00 (incl. GST)

Coaching Deaf Athletes

\$22.00 (incl. GST)

Coaching Athletes with Vision Impairments

\$22.00 (incl. GST)

Coaching Athletics with Intellectual Disability

\$27.00 (incl. GST)

International Amateur Athletic Federation Publications

2000-2001 IAAF Handbook <i>Official Handbook listing IAAF rules</i>	\$13.20 (incl. GST)
IAAF Track & Field Facilities Manual <i>1999 edition</i>	Not in Stock
IAAF Athletics Officiating – A Practical Guide <i>Guide for athletics officials 15th edition 1996</i>	\$11.00 (incl. GST)
Le Juge Arbitre – The Referee <i>Guide to the technical rules governing athletics / 6th edition 1998</i>	\$33.00 (incl. GST)
IAAF Judging of Race Walking	\$7.70 (incl. GST)
IAAF Scoring Tables for Combined Events <i>Edition 1998 including decisions of Athens' Congress 199</i>	\$11.00 (incl. GST)
IAAF Supplementary Scoring Tables for Indoor Combined Events <i>Edition 1986</i>	\$11.00 (incl. GST)
IAAF Scoring Tables for Senior & Junior Men's & Women's <i>Walking Competitions – established in 1984 based on comparison With current IAAF progressive Scoring Tables for Combined Events 1987 edition</i>	\$11.00 (incl. GST)

STATISTICAL PUBLICATIONS

Listed below are some athletic publications which are available and have been prepared and published by members of the ATFS and many in conjunction with the IAAF.

1 Athletics 2002

Editor: Peter Matthews. The ATFS Annual contains more than 600 pages of facts, records, world rankings, world all-time lists, athlete profiles, previews and results from 2001. Available from: Sportsbooks Limited, PO Box 422A, Surbiton, Surrey, KT5 9YP, UK. Email: randall@sportsbooks.ltd.uk

2 Pacific Statistics

Compiled by Tony Isaacs. This small bulletin includes Pacific Island statistics and results of major meets and special articles. Available from: Tony Isaacs, 11 Manton Close, Trowbridge, Wiltshire BA14 0RZ, UK Email: tony.isaacs@tinyworld.co.uk

3 2001 African Athletics Annual

Compiled by Yves Pinaud. This publication contains over 150 pages of African rankings and results including national championships and all-time lists. Available from: Yves Pinaud, 15 bis rue Detaille, 94210, La Varenne St Hilaire, France. Email: yvespin@infonie.fr

4 Athletics International

Edited by Mel Watman and Peter Matthews. This 8-10 page publication is published 30 times per year and includes a comprehensive roundup of world athletics results and rankings. Cost: US\$150 or 90 pounds. Available from: Mel Watman, 13 Garden Court, Marsh Lane, Stanmore, Middlesex, HA7 4TE, UK. Email: mel@gardencourt.fsnet.co.uk

5 Asian Athletics 2001

Compiled by Heinrich Hubbeling. This booklet is over 80 pages and covers the 2000 Asian rankings. Available from: Heinrich Hubbeling, Haydenstrasse 8, 48691 Vreden, Germany. Email: hhubbeling@t-online.de

6 National Athletics Records for All Countries in the World

Compiled by Winfried Kramer, Fouad Habash, Max Heilrath, Heinrich Hubbeling, Yves Pinaud and Raffaele Tummolo. This booklet of over 200 pages lists the best known performance for all Olympic events for all countries. Cost: DM35. Available from: Winfried Kramer, Kohlrodweg 12, 66539 Neunkirchen-Kohlhof, Germany

7 Track and Field Performances through the Years - Volumes 1, 2, 3 & 4

Compiled by Roberto Quercetani, Rooney Magnusson, Don Potts and Nejat Kok. Volume 1 covers 1929-1936, Volume 2 - 1937-1944, Volume 3 - 1945-1950 and Volume 4 - 1921-1929 world rankings. Each book is around 380 pages with photos and is an extensive re-construction of world ranking lists for that era. Available from ATFS – contact Paul Jenes

8 Universiades and Mediterranean Games

Compiled by Raul Leoni. Two volumes of Universiade results (1923-57 and 1959-1987). The Mediterranean Games covers results from 1949-1993. Cost: 30,000 lire each. Available from. Raul Leoni, Via Paolo Maria Martinez n.11, 00151 Roma, Italy

9 Pacific Islands Athletics Statistics

Edited by Bob Snow. This regular newsletter covers results from the Pacific Islands and articles. Available from Bob Snow, 7 Newlyn Close, St.Ives, NSW, Australia 2075.
Email: snow_bob@hotmail.com

10 A History of Australian Race Walking

Compiled by Peter Waddell. This 60 page booklet covers the history of race walking in Australia. Peter also publishes a regular walk newsletter and a yearly book on Australian Athletics. Available from: Peter Waddell PO Box E175, Canberra, ACT 2600

11 IAAF Progression of World Best Performances and Official World Records

Edited by Richard Hymans. This 495 page publication is a very comprehensive list of world records, official and unofficial. Available from: IAAF, 17 Rue Princesse Florestine, Monte Carlo 98007, Monaco

12 Caribbean Athletics Annual

Compiled by Bernard Linley. This yearly booklet covers all major results and rankings for the Caribbean. Available from: Bernard Linley, Email: blinley@mail.com

13 Marathon Handbook 1996

Compiled by Ottavio Castellini and Isao Sugawara. This 123 page booklet covers world all-time and progression lists. Available from Ottavio Castellini, c/o Pizzeria Running Club, Via Monsignor Giacomo Tavernini 50, 25080 Navazzo (Brescia), Italy

14 Olympiaboken

Edited by Ulf Pettersson. This 432 page book of the 1996 Olympic Games gives a comprehensive account and results of the Atlanta Games in Swedish. Includes many photos. Available from: Strombergs Brunnhages Forlag, Box 5, S-162 11 Vallingby, Sweden. They also have an annual sports book (Idrottsboken) which not only covers Sweden, but also the world. They are in Swedish.

15 South American Track and Field Championships

Compiled by Winfried Kramer. This 175 page booklet with photos gives the complete results of all South American Championships from 1919 to 1995. Available from Winfried Kramer, Kohlrodweg 12, 66539 Neunkirchen-Kohlhof, Germany

16 Pan American Games Track and Field

Compiled by Basilio Fuentes and Severo Nieto. This 383 page book gives the complete results of the Pan-American Games with a small write up in both Spanish and English. Available from: IAAF 17 Rue Princesse Florestine, Monte Carlo 98007, Monaco. Basilio has also completed works on the Central American And Caribbean Games and Championships.

17 The Olympic Marathon

Written by Dr.David Martin and Roger Gynn. This 511 page book gives a comprehensive story on each of the Olympic Marathons since 1896. Illustrated with photos of the races and maps of the courses. Available from Human Kinetics, 57A Price Ave, Lower Mitcham, South Australia 5062. Email: liahka@senet.com.au or from The USA
Email: humank@hkusa.com

There are also many excellent athletic magazines published around the world. They include Track and Field News and Track Newsletter (USA), Athletics Weekly (UK), Leichtathletik (Germany), Athletic Magazine (Canada), Atletica (Italy), Atletismo (Portugal), Juoksija (Finland), Australian Athlete. Many countries have yearly almanacs and magazines. There is also an excellent newsletter published by Mirko Jalava in Finland. For details contact Paul Jenes at 23-25 Grandview Road, Warrandyte 3113. Fax: 61-3-9844 1863 or Email: jenesp@ausport.gov.au

media awards

Principal
sponsor



2002

2002 ATHLETICS AUSTRALIA MEDIA AWARDS

Athletics Australia invites nominations from media for its 2002 Media Awards. There will be one major award and four category awards in 2002. A panel of judges will determine the winners in late March 2002. The awards will be presented at the Telstra A-Championships Dinner in Brisbane on 14 April.

Categories

Athletics Australia Media Merit Award

Judges will award one member of the Australian media with this award based on their outstanding contribution to the sport over a 12-month period from April 2001 to March 2002. The winner will have demonstrated consistent support in the media coverage of the sport in this period either through their own reporting or in the production of media coverage.

Feature Article (Press or Online):

Judges will award the article with a combination of storytelling, accuracy, newsworthiness and impact on Australian athletics.

Radio Coverage:

Judges will award the news or program coverage with extensive preview and preparation, in-depth reporting and review, and quality presentation during the 2002 Telstra A-Series.

Television News Coverage:

Judges will award the news program with extensive preview and review coverage of Telstra A-Series events, consistent support of the Series and its athletes, and a varied display of story angles.

News Photo (Published):

Judges will award the photo that captures the emotion and drama of athletics during the 2002 Telstra A-Series.

Judging Panel

Elaine Canty - Respected broadcast journalist and former ABC radio presenter

Peter Norman - Olympic Games silver medallist in 1968

Amanda Buivids - Former News Ltd sports writer currently Communications Manager at Hawthorn Football Club

Awards

Merit Award

Weekend holiday for two (3 days, 2 nights) courtesy of Qantas and Accor.

Category Winner:

Athletics Australia Prize Pack courtesy of Telstra and New Balance.

BELIEVE IT.

ACHIEVE IT.

achieve new balance



new balance

Proud to
be associated
with



ATHLETICS
AUSTRALIA

new balance 

performance footwear & apparel

For Information : 1800 654 512 Freecall
www.newbalance.com.au

Principal
sponsor



BELIEVE IT. ACHIEVE IT.

Athletics Australia

Suite 22, Fawkner Towers,
431 St Kilda Road,
Melbourne Victoria 3004

Phone: 61 3 9820 3511

Facsimile: 61 3 9820 3544

Email: athletics@athletics.org.au

www.athletics.org.au