




Australian Athletic Union



HANDBOOK OF RECORDS AND RESULTS

1986

THIRTY-FIFTH YEAR OF ISSUE

00 00 00 00
482 480 478 476

AUSTRALIAN ATHLETIC UNION

(Formerly the Amateur Athletic Union of Australia 1927-1982)
(Formerly the Amateur Athletic Union of Australasia 1897-1927)

Founded 1897

MEMBER OF THE INTERNATIONAL AMATEUR ATHLETIC FEDERATION

Affiliated with: Australian Olympic Federation
Australian Commonwealth Games Association
Confederation of Australian Sport

MEMBER ASSOCIATIONS

Queensland Athletic Association
New South Wales Amateur Athletic Association
Victorian Athletic Association
Amateur Athletic Association of Tasmania
Athletic Association of South Australia
Athletic Association of Western Australia
Australian Capital Territory Athletic Association
Northern Territory Athletic Association
Australian Track and Field Coaches Association
Australian Association of Veteran's Athletic Clubs
Australian Universities Sports Association

HONORARY LIFE MEMBERS

(Elected by A.A.U. of A)

(Elected by A.W.A.A.U.)

* Hugh R. Weir C.B.E.	(1957)	Miss Gwen Bull	(1962)
C. Ronald Aitken, C.B.E.	(1965)	Miss Nell Gould, B.E.M.	(1962)
* Arthur J. Hodsdon, M.B.E.	(1965)	Mrs. Doris Magee, A.M., M.B.E.	(1962)
* Norman G. Hutton	(1968)	Miss Lillian Neville	(1962)
Leonard B. Curnow, O.B.E.	(1968)	Mrs. Mavis Ebzery, O.A.M.	(1967)
* Robert E. Graham, O.B.E.	(1968)	Mrs. Maisie McQuiston, B.E.M.	(1971)
* F. Theo Treacy, O.B.E.	(1969)	* Mrs. Margaret Cahill	(1972)
* G. Soper	(1969)	Mrs. Mabel Robinson, M.B.E.	(1973)
C. Herbert Gardiner	(1974)	Mrs. Joyce Bonwick	(1978)
Thomas C. Blue, B.E.M.	(1980)	H. George Carruthers, M.B.E.	(1977)
Clive D. Lee	(1984)		

* Deceased.

DIRECTORY

National Office: 710-722 Mt. Alexander Road,
Moonee Ponds. Victoria. 3039.

Postal Address: P.O. Box 254,
Moonee Ponds. Victoria. 3039

Telex: AA151673.

Telephone: (03) 370 7555.

A.A.U. inc in Vic. with Ltd. Liability.

SPORTS CLOTHING SPECIALISTS

"Our aim is to make the best gear for your club or school"

Made from special sports fabrics

TOPS BOTTOMS SUITS

Contact us for your local outlet

PARASPORT 440 STATION STREET, BOX HILL

890-8332

890-8222

You can be better off when you join your Credit Union.

Better off... when saving and investing.

- Competitive interest rates. Ring us for details.
- Access to your savings:
 - Free cheque book, giving you all normal cheque facilities and enabling you to access your account for withdrawals and deposits at any NAB branch in Australia.
 - Direct Credit of pay via the banking system and Payroll Deduction schemes are available.
 - Free Visa card enabling you to withdraw at any financial institution displaying the Visa decal, and to pay for goods and services at any Visa agency.
 - Free Bill Paying.
 - Cash withdrawals via NAB Flexiteller and credit union Rediteller machines Australia-wide.
 - Cash withdrawals over the counter at any of the credit union offices in the Redi Access Network Victoria-wide.

Ph. 813 2222, 370 5055 or country calls 008 138 002



VTU Credit Union Co-operative Limited
We've got it... together.

Better off... when borrowing money.

- Up to \$15,000 unsecured
- Up to \$20,000 secured (a secured loan is backed by some investment or property - like a home mortgage). Established share-holding members can borrow even more
- Up to \$20,000 unsecured for "established" members
- Up to \$50,000 secured for "established" members.

Member Services, VTU Credit Union Co-op. Ltd.
P.O. Box 338, Camberwell 3124.

Please send me membership/loan application forms.

Name _____

Address _____

Postcode _____

School _____

CONTENTS

AUSTRALIAN CHAMPIONSHIPS

	Page
Marathon	5
Road Running Championships	5
Road Walking Championships	6
Cross Country Championships	7
All Schools Road Walking Championships	7
All Schools Cross Country Championships	9
All Schools Track and Field Championships	10
Open and Under 20 Track and Field Championships	17
Under 18 Track and Field Championships	25
Under 16 Track and Field Championships	28
Multiple Events Championships	32
Records	37
Australian Records Superseded	59
Performances of Australian Athletes in International Competition:	
- U20 Team Tour, U.S.A. and Canada	62
- Multi-Events Competition, Shanghai China	62
- Pacific Conference Games	63
- Eschborne/Lugarno Cups for Walking, Isle of Man U.K.	64
- World Cup IV Athletics, Canberra	65
- IAAF World 15KM Road Race Championship of Women, Gateshead, UK	65
- Australian Schools' Team Tour to NZ.	67
- World Cross Country Championship, Neuchatel, Switzerland	71
1985/86 Ranking List	73

THE MARS FIVE STAR ACHIEVEMENT AWARDS FOR ALL YOUNG AUSTRALIANS

Hundreds of thousands of young Australians between the ages of seven and eighteen participate each year in the Mars Five Star Athletic Awards.

The Awards allow young people, regardless of age or prior athletic ability, to participate in a range of sporting endeavours and to receive tangible recognition by way of a certificate simply for doing their best.



All schools and clubs are welcome to participate.

For further information please contact Anna O'Brien on (03) 654 2000

Established 1960

BALACLAVA SPORTS INJURY CENTRE

- A.M.T. Functional P.D. Balance
- Neuro-Muscular & Joint disorders
- Remedial Therapy

FRED WARWICK, A.T.D., N.D, A.R.M.T. (Bach)
Consultant Practitioner

338b CARLISLE ST. BALACLAVA PHONE: 527 5157

AUSTRALIAN CHAMPIONSHIPS 1985/86

WANG AUSTRALIAN MARATHON
(Conducted in Sydney 9/6/85)

MEN

G. Wood (SA) 2-13.37, G. Hand (ACT) 2-19.18, A. Kirk (ACT) 2-19.35, R. Wallace (Vic) 2-19.36, C. Lynch (Vic) 2-22.10, B. Whinnen (ACT) 2-22.11, I. Cornthwaite (Vic) 2-23.21, J. Duck (Vic) 2-23.43.

Teams:

Australian Capital Territory 11, Victoria 16, South Australia 22

WOMEN

E. Patmore (Qld) 2-45.47, A. Perkins (ACT), J. Turney (Vic) 2-49.31, C. Steffen (ACT) 2-51.35, S. Turner (WA) 2-51.50, T. Fenton (Tas) 2-55.30, L. Douglas (ACT) 2-56.07, E. Kennedy (WA) 3-02.01.

Teams: Australian Capital Territory 8, Western Australia 19, South Australia 28.

AUSTRALIAN ROAD RUNNING CHAMPIONSHIPS

15,000 METRES MEN - Conducted in Brisbane, 26/5/85

G. Wood (SA) 44.38.9; D. Boltz (NSW) 44.45.4, L. Whitty (NSW) 44.47.3, G. Clewes (ACT) 44.51.5; B. Camp (Vic) 45.29.5; R. Wallace (Vic) 45.58.2; J. Coole (Vic) 45.48.2.

Teams: New South Wales 22, Victoria 29, Australian Capital Territory 35.

10,000 METRES MEN - Conducted in Brisbane, 26/5/85

D. Gould (SA) 33.59.8; J. Lund (Qld) 35.06.4; A. Lord (ACT) 34.52.5; A. Perkins (ACT) 36.18.4; K. Whannell (Qld) 36.28.3; A. Rippon (Tas) 36.34.7; J. Walker (NSW) 36.37.4; S. Clark (Qld A/c) 36.59.8; S. Barrett (ACT) 37.14.6.

Teams: Australian Capital Territory 22, Queensland 26, New South Wales 38.

5,000 METRES MEN - Conducted in Sydney, 9/3/86

M. Norwood (Vic) 14.11.81; A. Garnham (Vic) 14.17.07; J. Murphy (Vic) 14.30.79; G. Barrett (Qld) 14.57.74.

10,000 METRES WOMEN - Conducted in Sydney, 9/3/86

T. Turney (Vic) 34.16.94; E. Patmore (Qld) 35.01.28; F. Whelan (NSW) 36.01.61; A. Rippon (Tas) 37.31.60; M. Ricardo (NSW) 37.47.15.



AUSTRALIAN ROAD WALKING CHAMPIONSHIPS

50,000 METRES MEN - Conducted in Hobart, 11/8/85

M. Dossetor (Vic) 4-29.54; C. Kozak (WA) 4-40.34; C. Barnett (NSW) 4-41.52; P. Fullagher (SA) 4-44.35; R. Whyte (ACT) 4-47.43; J. Harris (NSW) 4-51.11; M. Wall (Vic) 4-55.36; D. Thompson (ACT) 4-57.55.

Teams: New South Wales 6

20,000 METRES MEN - Conducted in Brisbane, 27/5/85

S. Baker (Vic) 86.09; A. Jachno (Vic) 86.22; Michael Harvey (Vic) 89.49; C. Barnett (NSW) 95.18; I. Fay (SA) 96.31; M. Donahoo (Vic) 97.49; T. Jones (WA) 98.10; R. Everson (SA) 98.48.

Teams: Victoria 11, New South Wales 33, Australian Capital Territory 34.

20,000 METRES MEN UNDER 20 - Conducted in Hobart, 11/8/85

R. McPadden (SA) 1-36.55; C. Brill (Vic) 1-38.03; J. Grimanes (NSW) 1-41.35; M. Bodey (Vic) 1-45.54; K. Lowden (Vic) 1-46.10; G. Robertson (Tas) 1-46.51; A. Ludwig (Qld) 1-48.16; J. Young (NSW) 1-53.22.

Teams: Victoria 8, New South Wales 13

10,000 METRES MEN UNDER 20 - Conducted in Brisbane, 27/5/85

R. McPadden (SA) 47.03.4; I. Waters (Vic) 48.02.2; A. Ludwig (Qld) 49.10.0; C. Brill (Vic) 50.11.1; B. Richardson (NSW) 50.57.9; M. Bodey (Vic) 51.17.2; J. Grimanes (NSW) 51.40.1; K. Lowden (Vic) 53.39.2.

Teams: Victoria 8, New South Wales 13

8,000 METRES MEN UNDER 18 - Conducted in Brisbane, 27/5/85

N. A'Hern (NSW) 37.02.5; C. Brill (Vic) 37.34.7; A. Crawford (NSW) 37.43.5; K. Lowden (Vic) 37.43.7; M. Fletcher (Vic) 40.31.9; P. Johnson (NSW) 40.45.4; G. Huxley (NSW) 42.57.5; C. Carroll (NSW) 43.04.6.

Teams: New South Wales 10, Victoria 11.

20,000 METRES WOMEN - Conducted in Hobart, 11/8/85

K. Saxby (NSW) 1-41.07; S. Narbey (WA) 1-42.47; A. Ryan (NSW) 1-49.46; J. Johnson (NSW) 1-51.56; K. Iselin (Qld) 1-53.08; S. Miller (Vic) 2-00.06; S. Brasher (Tas) 2-08.12; B. Salter (WA) 2-10.19.

Teams: New South Wales 6, Tasmania 15

10,000 METRES WOMEN - Conducted in Brisbane, 27/5/85

K. Saxby (NSW) 48.49.4; S. Cook (ACT) 49.19.0; S. Pierson (Vic) 49.24.0; S. Narbey (WA) 50.16.2; A. Ryan (NSW) 51.19.2; R. Thompson (ACT) 52.10.8; K. Iselin (Qld) 52.52.4; C. Vanstan (Vic) 60.22.5.

Teams: New South Wales 9, Australian Capital Territory 12.

8,000 METRES WOMEN UNDER 20 - Conducted in Brisbane, 27/5/85
C. Vanstan (Vic) 42.04.1; J. Goodall (Vic) 43.31.4; K.
Willoughby (NSW) 43.35.9; S. Willoughby (NSW) 43.56.8; A.
Narbey (WA) 44.19.5; L. Carroll (NSW) 46.05.8, K. Staub (NSW)
45.58.1, J. Jones (NSW) 49.15.4.

Teams: New South Wales 6

10,000 METRES WOMEN UNDER 20

L. Harrison (NSW) 53.43; R. Francis (NSW) 54.13; S. Willoughby
(NSW) 55.02; J. Goodall (Vic) 56.29; W. Nixon (NSW) 56.37; K.
Willoughby (NSW) 58.56.

Teams: New South Wales 6

AUSTRALIAN CROSS COUNTRY CHAMPIONSHIPS

12,000 METRES MEN - Conducted in Sydney, 31/8/85

G. Briggs (ACT) 36.47; A. Hoyle (Vic) 37.11; G. Clewes (ACT)
37.45; M. Little (Vic) 37.56; S. Brennan (Vic) 37.58.

8,000 METRES MEN UNDER TWENTY - Conducted in Sydney, 31/8/85
R. Boyd (WA) 25.09; S. Speers (WA) 25.16; C. Dalton (NSW) 25.36.

8,000 METRES WOMEN - Conducted in Sydney, 31/8/85

P. Just (NSW) 28.50; J. Perkins (Vic) 29.05; M. Sloane (Vic)
29.07; J. Walker (NSW) 29.18; M. Maine (NSW) 29.40; J. Lund
(Qld) 29.45; S. Dalton (NSW) 29.48.

6,000 METRES WOMEN UNDER 20 - Conducted in Sydney, 31/8/85

S. Barry (NZ) 22.22; C. Morriss (NZ) 22.24; A. Stuart (NZ)
22.44; K. Wood (ACT) 22.54.

6,000 METRES MEN UNDER 18 - Conducted in Sydney, 31/8/85

M. Vassallo (NSW) 20.01; D. Paulin (VIC) 20.02; S. Tagg (QLD)
20.15; W. Larden (NSW) 20.18; R. Roberts (NSW) 20.20; G. Rose
(TAS) 20.27; T. Watts (WA) 20.34; B. Bourke (VIC) 20.35.

4,000 METRES WOMEN UNDER 16 - Conducted in Sydney 31/8/85

K. Duncanson (NSW) 14.00; C. Templeton (ACT) 14.23; V. Coakley
(NSW) 14.39; S. Markham (NSW) 14.53; A. Ross (ACT) 15.02; K.
Jukes (QLD) 15.07; R. Bradshaw (QLD) 15.10; L. Tregenza (SA)
15.13.

AUSTRALIAN ALL SCHOOLS ROAD WALKING CHAMPIONSHIPS

Conducted in Western Australia, 28/7/85

10,000 METRES BOYS UNDER 19

K. Lowden (Vic) 50.27; K. Clifford (NSW) 51.48; T. Shambrook
(Vic) 50.24; C. Topperwein (SA) 52.28; D. Law (NSW) 53.18; P.
Topperwein (SA) 53.57; P. Vanstan (Vic) 54.01; R. Byfield (SA)
54.34.

6,000 METRES BOYS UNDER 17

L. Cramer (kWA) 27.54; P. Topperwein (SA) 28.11; G. Robertson
(TAS) 28.31; T. Shambrook (Vic) 28.40; P. Vanstan (Vic) 29.37;
M. Lang (NSW) 29.40; J. Wass (SA) 29.59; R. Byfield (SA) 29.59.



ST. JOHN AMBULANCE ASSOCIATION

PUBLIC FIRST-AID COURSES

St. John announces the opening of their new training centre at **418 LATROBE STREET**
(Just near Flagstaff Station)

Additional day, evening and weekend classes are now being run at this new facility.
For course information and enrolment phone (03) 67-5576

FIRST-AID KITS ALSO AVAILABLE FOR

★ Sporting ★ Outdoor Activities ★ The Car ★ The Home

LEARN FIRST-AID NOW



SPENCO *INSOLES*

Absorption of shock and friction combined with unexcelled comfort.

Spenco Insoles prevent blisters and callouses. They are long lasting, washable, odourless and may be trimmed with scissors. Made from patented Spenco Insole material, they are the best 'Shock Absorbers' available.

Available at Selected Pharmacies

The Spenco range of Foot Comfort Products includes Half Soles, Orthotics and Heel Cushions.

Spenco Sports Medicine Products are distributed by:

CECIL E. MAYO PTY. LTD.

SYDNEY
(02) 211-5844

MELBOURNE
(03) 329-0161

ADELAIDE
(08) 356-2588

BRISBANE
(07) 844-6921

PERTH
(09) 446-5300

3,000 METRES BOYS UNDER 15

C. Topperwein (SA) 13.17; K. Clifford (NSW) 13.29; C. Ward (NSW) 13.48; D. Delaney (NSW) 13.52; A. Brown (NSW) 14.19; T. Martin (Vic) 14.39; D. Williams (Vic) 14.44; D. Young (SA) 14.53.

Teams: Boys Under 19 Victoria 11, New South Wales 16, South Australia 18
Boys Under 17 South Australia 15, Victoria 16, Western Australia 19
Boys Under 15 New South Wales 9, South Australia 17, Victoria 19.

10,000 METRES GIRLS UNDER 19

A. Narbey (WA) 53.46; C. Vanstan (Vic) 54.54; J. Saunders (NSW) 55.14; R. Francis (NSW) 55.32; J. Randall (NSW) 57.40; J. Jones (NSW) 58.44; M. Scott (WA) 58.47; T. Letherby (SA) 61.00

6,000 METRES GIRLS UNDER 17

A. Narbey (WA) 30.08; M. Keys (NSW) 30.16; C. Vanstan (Vic) 31.07; J. Randall (NSW) 31.22; M. Scott (WA) 31.28; J. Jones (NSW) 32.41; S. Cust (Vic) 32.43; M. Horne (Vic) 33.19

3,000 METRES GIRLS UNDER 15

A. Milne (WA) 14.35; J. Saunders (NSW) 14.52; W. Muldoon (Vic) 14.53; N. Bannon (Vic) 15.13; P. Martin (NSW) 15.17; T. Letherby (SA) 15.22; T. Hannaford (WA) 15.26; P. McIntyre (NSW) 15.28.

Teams: Girls Under 19 New South Wales 9, Western Australia 15, South Australia 21
Girls Under 17 New South Wales 12, Western Australia 17, Victoria 18

AUSTRALIAN ALL SCHOOLS' CROSS COUNTRY CHAMPIONSHIPS

Conducted in Western Australia, 27/7/85

8,000 METRES BOYS UNDER 19

J. Agosta (Vic) 25.39; S. Spiers (WA) 25.48; S. Anderson (Qld) 26.55; D. Woodcock (NSW) 27.15; R. Higgins (NSW) 27.17; R. Huisenveld (SA) 27.22; J. Smart (WA) 27.27; J. Bourke (Vic) 27.29.

4,000 METRES BOYS UNDER 17

M. Vassallo (NSW) 12.48; R. DeHighden (Vic) 13.00; M. Lennon (Tas) 13.07; C. Oliver (Tas) 13.10; P. Byres (Qld) 13.14; J. Wendt (NSW A/c) 13.15.

4,000 METRES BOYS UNDER 15

D. McIntyre (Qld) 13.27; B. Pike (WA) 13.27; P. Stelling (NSW) 13.35; C. Barter (NSW) 13.41; R. Wunder (NSW) 13.43; A. Tillyard (Vic) 13.43; P. McGuire (Qld) 13.46; C. Johnson (NSW) 13.47.

AUSTRALIAN SPORTS COMMISSION

Teams: Boys Under 19 Western Australia 21, Victoria 22,
New South Wales 23
Boys Under 17 Victoria 21, Tasmania 22, Queensland
23

6,000 METRES GIRLS UNDER 19

G. Noakes (WA) 23.50; K. Partland (NSW) 24.03; J. Bishop (Qld)
24.30; J. Clark (WA) 24.42; S. Beer (WA) 24.59; K. Mackee (Qld)
25.22; M. Lammers (Vic) 25.32; M. Stobaus (Vic) 25.35.

4,000 METRES GIRLS UNDER 17

M. Adamson (Qld) 14.19; R. Bradshaw (Qld) 14.39; L. Schultz
(NSW) 14.40; S. Markham (NSW) 14.48; R. Besgrove (Qld) 14.52;
T. Gilbert (WA) 14.57; J. Curd (Qld) 15.06; Y. Budich (SA)
15.07.

3,000 METRES GIRLS UNDER 15

V. Coakley (NSW) 10.41; A. Raines (Qld) 10.55; E. Cross (WA)
11.05; G. Schoenfish (Qld) 11.17; S. Lennon (WA) 11.19; M.
McKean (NSW) 11.20; K. Watts (Qld) 11.21; J. Campbell-Smith
(Tas) 11.22.

Teams: Girls Under 19 Western Australia 8, Queensland 16,
Victoria 21
Girls Under 17 Queensland 8, New South Wales 15,
Victoria 31
Girls Under 15 Queensland 13, New South Wales 16,k
Western Australia 18.

AUSTRALIAN ALL SCHOOLS' TRACK & FIELD CHAMPIONSHIPS

Conducted in Perth - 13th, 14th & 15th December, 1985.

BOYS UNDER 19

100 METRES: C. Elliott (Vic) 11.25; J. Weaver (NSW) 11.36; S.
Wilson (SA) 11.39; P. Holliday (Qld) 11.40; J. Langley (Qld)
11.43; R. Gebert (Vic) 11.46.

200 METRES: C. Elliott (Vic) 22.81; G. Kokkotas (NSW) 22.85;
P. Holliday (Qld) 22.86; J. Paini (WA) 22.90; J. Langley (Qld)
23.35; C. Anictomatis (NSW) 24.28.

400 METRES: J. Paini (WA) 48.86; G. Kokkotas (NSW) 49.15; C.
Orr (Vic) 49.49, S. Simpson (Vic) 50.13; G. Sayers (NSW) 50.92;
P. Holliday (Qld) 50.99.

800 METRES: C. Orr (Vic) 1.53.61; L. Dalton (Vic) 1.55.31; P.
Redden (Vic) 1.55.75; S. Guilfoyle (Qld) 1.56.53; B. Rallines
(Tas) 1.57.92; C. Jamieson (Qld) 1.58.85.

1500 METRES: J. Agosta (Vic) 3.55.49; M. Vassallo (NSW)
3.59.66; P. Redden (Vic) 4.00.16; L. Dalton (Vic) 4.00.66; B.
Rallings (Tas) 4.04.31; B. Davies (NSW) 4.05.85.

5000 METRES: J. Agosta (Vic) 14.28.97; M. Vassallo (NSW)
14.51.38; S. Spiers (WA) 14.51.74; G. Fletcher (Qld) 15.24.94;
R. Barrel Steinberg (NSW) 15.33.48; C. Clews (ACT) 15.41.56.

2000 METRES STEEPLECHASE: P. Woods (Act) 5.53.23; R. Deutsch (NSW) 5.59.33; T. Watts (WA) 6.00.81; S. Anderson (Qld) 6.06.30; D. Rundle (NSW) 6.16.80; C. White (NSW) 6.24.16.

3000 METRES WALK: L. Cramer (WA) 13.17.71; M. Bassett (NSW) 13.28.01; K. Lowden (Vic) 13.34.65; R. Cooke (Tas) 13.51.75; D. Keast (NSW) 13.56.66; R. McPherson (WA) 14.04.28.

LONG JUMP: C. Harvey (Qld) 7.09; D. Hosking (SA); D. Gainsford (NSW) 6.98; S. Wilson (SA) 6.91; A. Juhasz (TAS) 6.90; T. Dunne (Vic) 6.89.

HIGH JUMP: P. Henderson (Vic) 2.12; H. McClland (WA) 2.05; D. Butler (Vic) 1.99; A. Rogers (SA) 1.99; R. Yabsley (NSW) 1.96; C. McDowell (SA) 1.93.

TRIPLE JUMP: T. Barnes (NSW) 15.34; S. Kapera (Qld) 15.05; J. Jobson (N) 14.20; A. Kallas (Tas) 13.88; K. Bunter (Qld) 13.87; P. Thornton (WA) 13.63.

HAMMER THROW: S. Carlin (SA) 74.36; M. Budka (SA) 49.34; P. Carlin (SA) 45.98; J. Fowler (SA) 42.24; L. Best (Tas) 38.08.

SHOT PUT: B. Laidler (WA) 19.01; S. Carlin (SA) 16.07; D. Beecraft (Qld) 15.94; D. Ritchens (NSW) 15.28; A. Davey (Vic) 13.57; D. Signal (NSW) 14.18.

DISCUS THROW: S. Carlin (SA) 64.96; B. Laidler (WA) 61.08; J. Shaban (Qld) 51.34; A. Beesley (Qld) 49.84; R. Teuchert (WA) 44.68; A. Shield (Tas) 37.64.

JAVELIN THROW: M. Hesse (NSW) 67.48; P. Ryan (SA) 62.74; P. Sacchetta (Vic) 62.26; G. Kessell (SA) 60.12; B. Stafford (Qld) 50.30; W. Bariolo (WA) 48.48.

POLE VAULT: S. Wilson (SA) 4.60; A. Steinhardt (SA) 4.50; J. Ware (NSW) 4.20; P. Daish (SA) 3.90; R. Spreadborough (WA) 3.40; G. Newey (NSW) 3.00.

110M HURDLES: A. Woodward (NSW) 15.47; A. Zorzit (ACT) 15.77; S. Klose (Qld) 15.77; M. Walker (SA) 16.38; E. Papantoniou (WA) 16.61; N. Marseth (Vic) 16.79.

400M HURDLES: D. Murphy (ACT) 53.70; S. Klose (Qld) 54.16; G. Sayer (NSW) 54.83; P. Head (WA) 54.95; C. Greatrex (Qld) 55.19; A. Zorzit (ACT) 56.20.

DECATHLON: J. White (Qld) 6305; J. Moir (NSW) 6182; G. Newey (NSW) 5943; A. Taylor (Qld) 5921; D. Davidson (NSW) 5919; B. Stafford (Qld) 5762.

4 X 100M RELAY:

Victoria 41.72; Queensland 41.93; New South Wales 41.95; Australian Capital Territory 42.81; Tasmania 43.08; South Australia 43.13.

4 X 400M RELAY

New South Wales 3.15.38; Victoria 3.16.65; Queensland 3.18.87; Australian Capital Territory 3.19.13; Taxsmania 3.25.72; South Australia 3.33.23.

BOYS UNDER 17

100 METRES T. Bennett (Tas) 11.67; J. Bessell (ACT) 11.72; M. Garner (NSW) 11.72; T. McLeod (Vic) 11.80; M. Carter (NSW) 11.82; P. Oldham (WA) 11.85.

200 METRES: M. Garner (NSW) 22.96; T. Bennett (Tas) 23.17; L. Johnson (Qld) 23.25; J. Bessell (ACT) 23.37; R. McLeod (Vic) 23.48; M. Hellier (SA) 23.55.

400 METRES: J. Bessell (ACT) 49.10; P. Mapstone (NSW) 49.78; C. Orr (Vic) 49.49; S. Simpson (Vic) 50.13; G. Sayers (NSW) 50.92; P. Holliday (Qld) 50.99.

800 METRES: P. Mapstone (NSW) 1.53.40; P. Head (WA) 1.53.68; D. Gould (Vic) 1.54.35; D. Haig (Vic) 1.54.46; M. Miller (ACT) 1.55.56; M. Schneider (Qld) 1.57.64.

1500 METRES: J. Wood (SA) 4.02.62; P. Dowie (Vic) 4.03.34; J. Wilkinson (NSW) 4.03.57; M. Schneider (Qld) 4.03.58; N. Maher (Vic) 4.05.59; G. Collier (Vic) 4.05.61

3000 METRES: D. Palmer (NSW) 8.45.76; B. Jones (Qld) 8.46.49; S. Dewhurst (NSW) 8.49.72; R. Godino (Vic) 8.54.88; D. Rose (Tas) 8.55.69; D. Livingston (Vic) 8.56.29.

2000M STEEPLECHASE: B. Jones (Qld) 6.00.21; G. Collier (Vic) 6.04.07; C. White (NSW) 6.04.27; R. Godino (Vic) 6.05.93; D. Tait (Vic) 6.18.40; G. Fletcher (Qld) 6.22.59.

3000 METRES WALK: L. Cramer (WA) 13.21.71; C. Topprwein (SA) 13.21.75; M. Horn (WA) 13.45.71; R. Cooke (Tas) 13.51.41; D. Dragonas (NSW) 13.57.88; R. McPherson (WA) 14.04.19.

110M HURDLES: D. Murphy (ACT) 15.04; C. Greatrex (SA) 15.15; S. Winters (NSW) 15.26; S. Hollis (SA) 15.44; J. Morrison (ACT) 16.04; P. Freeman (Vic) 16.32.

LONG JUMP: D. Hosking (SA) 7.22; C. Knight (NSW) 6.93; A. Juhasz (Tas) 6.89; L. Johnson (Qld) 6.72; N. Dunshea (Vic) 6.44.

HIGH JUMP: A. Rogers (SA) 2.12; J. Little (Qld) 2.05; T. Kavleris (SA) 2.02; A. Nicholls (Vic) 1.96; M. Helier (SA) 1.93; J. Moir (NSW) 1.90.

TRIPLE JUMP: D. Hosking (SA) 14.90; L. Johnson (Qld) 13.92; G. Gorman (NSW) 13.87; S. Miotto (Tas) 13.55; D. Davison (NSW) 13.55; D. Thompson (WA) 12.72.

HAMMER THROW: M. Sandford (Vic) 60.92; A. Cameron (NSW) 56.62; M. Budka (SA) 55.96; P. Carlin (SA) 51.18; D. Devries (Vic) 50.72; M. Stevens (Vic) 47.34.

SHOT PUT: C. Odium (NSW) 17.57; K. Luscombe (NSW) 17.05; G. Hogarth (Qld) 16.31; M. McCloskey (NSW) 16.03; C. Coulter (Vic) 15.91; J. Patterson (Vic) 15.58.

DISCUS THROW: A. Beesley (Qld) 52.20; A. Cameron (NSW) 50.76; M. Malouf (NSW) 49.10; J. Woodcock (NSW) 47.90; D. Thomson (WA) 44.00; M. Langdon (Vic) 43.56.

JAVELIN THROW: C. Randall (NSW) 64.34; P. Ryan (SA) 59.20; T. Apter (Tas) 58.94; D. Bleechmore (NSW) 56.92; S. Speedie (Qld) 53.58; R. Giroud (WA) 53.26.

POLE VAULT: A. Steinhardt (SA) 4.30; M. Heynen (SA) 4.05; T. Apted (Tas) 3.85; R. Spreadborough (WA) 3.35; M. Bailey (WA) 3.25; A. Donald (Tas) 3.05.

BOYS UNDER 15

100 METRES: A. Ritchie (WA) 11.95; D. Driscoll (Vic) 12.01; J. Patterson (Qld) 12.12; P. Albina (ACT) 12.27; R. Lehmann (Vic) 12.39; R. Pastore (WA) 12.55.

200 METRES: A. Ritchie (WA) 23.70; D. Dennis (NSW) 28.86; R. Lehmann (Vic) 24.31; J. Patterson (Qld) 24.53; S. Chapman (Qld) 25.04.

400 METRES: D. Dennis (NSW) 50.38; K. Travis (NSW) 52.11; S. Chapman (Qld) 52.33; C. Smith (Vic) 52.56; B. Murphy (ACT) 52.61; D. Glaab (WA) 52.96.

800 METRES: R. Wunder (NSW) 1.58.24; J. Jeffrey (NSW) 1.58.51; A. Wilkey (SA) 1.58.64; T. Goddard (WA) 1.58.71; B. Mulherin (Qld) 2.00.49; M. Smith (Vic) 2.01.00.

1500 METRES: P. Stelling (NSW) 4.12.00; M. Smith (Vic) 4.19.81; R. Wunder (NSW) 4.22.14; S. Waldron (Tas) 4.32.37; B. Pike (WA) 4.37.14.

3000 METRES: P. Stelling (NSW) 9.15.15; S. Waldron (Tas) 9.45.15; B. Pike (WA) 9.57.70; A. Forster (SA) 10.08.75.

1500 METRES WALK: C. Topperwein (SA) 5.24.92; C. Ward (NSW) 6.28.74; A. Brown (NSW) 6.38.57; B. Ireland (NT) 6.51.77; P. Lowden (Vic) 6.53.34; M. Bissett (WA) 7.00.03.

100M HURDLES: M. Towns (NSW) 14.09; A. Ritchie (WA) 14.42; R. Zuyderwyk (Qld) 14.57; K. Vander-Huypp (Vic) 14.73; D. Jones (NSW) 14.73; J. Patterson (Qld) 15.03.

LONG JUMP: R. Lehmann (Vic) 6.60; S. Cassey (WA) 6.59; J. Mertens (NSW) 6.56; R. Luca (NSW) 6.42; G. Workman (NSW) 6.38; R. Zuyderwyk (Qld) 6.32.

HIGH JUMP: J. Waters (Qld) 1.99; I. Harris (WA) 1.90; D. Berry (Vic) 1.87; M. Towns (NSW) 1.84; R. Zuyderwyk (Qld) 1.75.

TRIPLE JUMP: S. Cassey (WA) 13.92; L. Ros (NSW) 13.69; R. Lehmann (Vic) 13.04; G. Workman (NSW) 12.88; C. Quinn (Tas) 12.79; J. Enkelmann (SA) 12.66.

SHOT PUT: S. Petie (Qld) 17.74; J. Impey (NSW) 17.32; C. Murraylee (Vic) 15.88; R. Humich (WA) 15.70; P. Burgess (SA) 15.39; D. Pitchfork (NSW) 15.13.

DISCUS THROW: J. Impey (NSW) 62.34; R. Humich (WA) 56.08; D. Pitchfork (NSW) 55.36; D. Coombs (Qld) 49.74; R. Vogl (WA) 48.18; P. Scott (Qld) 47.80.

JAVELIN THROW: S. Petie (Qld) 59.08; S. Kemp (Qld) 58.68; M. Rabone (SA) 56.94; J. Impey (NSW) 52.28; C. Walker (Vic) 50.70; C. Murraylee (Vic) 48.72.

GIRLS UNDER 19

100 METRES: K. Wilson (NSW) 12.76; D. Brown (Vic) 12.88; R. Gregory (ACT) 13.16; K. Reynolds (Qld) 13.27; V. Foard (Vic) 13.63; D. Tanner (Vic) 13.80.

200 METRES: D. Brown (Vic) 25.15; J. Walker (ACT) 25.18; R. Gregory (ACT) 25.31; M. Moore (NSW) 25.52; K. Reynolds (Qld) 25.97; S. Taylor (WA) 26.68.

400 METRES: J. Allen (Tas) 57.45; J. Douglas (Qld) 57.66; R. Lloyd (SA) 57.80; B. Robertson (NSW) 58.64; D. Tranter (Vic) 1.00.73.

800 METRES: J. Douglas (Qld) 2.11.22; J. Tweedle (Vic) 2.24.56; K. Gooch (WA) 2.32.64.

1500 METRES: T. Adams (NSW) 4.35.50; M. Adamson (Qld) 4.39.23; D. Pratt (WA) 5.00.42; J. Tweedle (Vic) 5.13.17.

3000 METRES: M. Adamson (Qld) 9.50.22; T. Adams (NSW) 9.56.20; S. Lennon (WA) 10.23.79; T. Gilbert (WA) 10.35.50; A. Martin (Vic) 11.02.88.

100M HURDLES: K. Wilson (NSW) 14.82; R. Starcevich (WA) 64.23; J. Sherman (Qld) 65.16.

400M HURDLES: R. Lloyd (SA) 62.55; J. Allen (TAS) 62.68; R. Starcevich (WA) 64.23; J. Sherman (Qld) 65.16

3000 METRES WALK: G. Blythe (Vic) 14.02.56; A. Narbey (WA) 14.27.65; A. Milne (WA) 14.42.54; M. Scott (WA) 15.04.94; F. Roslyn (NSW) 15.38.67; T. Zabel (Qld) 15.57.54.

LONG JUMP: K. Wilson (NSW) 6.11; T. O'Byrne (Qld) 6.08; S. Taylor (WA) 5.66; V. Foard (Vic) 6.58; A. Armstrong (Tas) 5.23; A. Murphy (ACT) 4.84.

HIGH JUMP: C. Hurst (SA) 1.80; D. Kerwin (Qld) 1.77; C. Cummings (Vic) 1.74; T. Shepherd (WA) 1.71; L. Kiss (Tas) 1.65.

SHOT PUT: B. Serone (NSW) 13.61; Y. Ykema (Vic) 13.30; V. French (WA) 12.86; N. Carkeek (Vic) 12.13; R. Fellowes (Qld) 11.99; A. Murphy (ACT) 10.37.

JAVELIN THROW: J. Ware (Tas) 42.66; F. Atkinson (SA) 42.48; V. French (WA) 40.98; A. Broadway (Vic) 49.98; G. Prenter (Tas) 39.72; C. Palmer (WA) 36.46.

DISCUS THROW: Y. Ykema (Vic) 48.32; T. Phillips (WA) 43.96; V. French (WA) 43.30; N. Gregoric (SA) 42.12; C. Palmer (WA) 41.88; P. Moore (WA) 41.28.

HEPTATHLON: L. McPaul (NSW) 4599; A. Harrington (Vic) 4167; K. Brennan (NT) 3462.

4 X 100M RELAY: Australian Capital Territory 47.10; Victoria 47.15; New South Wales 47.28; Queensland 47.73; Western Australia 48.10; Tasmania 49.06.

4 X 400M RELAY: New South Wales 3.48.12; Australian Capital Territory 3.49.21; Queensland 3.51.84; Western Australia 3.55.93; Victoria 4.00.05.

GIRLS UNDER 17:

100 METRES: K. Farrell (NSW) 12.89; J. Hotchin (Qld) 12.99; D. Giszele (Tas) 13.00; M. Wilson (Vic) 13.02; N. Vasalla (NSW) 13.05; K. Kinnane (Qld) 13.05.

200 METRES D. Giszele (Tas) 25.40; M. Wilson (Vic) 25.46; K. Kinnane (Qld) 25.54; G. Tovo (NSW) 25.65; J. Hotchin (Qld) 25.67; E. Jagers (ACT) 25.78.

400 METRES: E. Jagers (ACT) 56.16; M. O'Rourke (ACT) 56.26; J. Motram (NSW) 56.62; A. Duperouzel (WA) 57.10; J. Crowe (ACT) 57.83; K. Harding (Vic) 57.97.

800 METRES: M. O'Rourke (ACT) 2.10.40; A. Luchetti (NSW) 2.10.62; S. Duignan (NSW) 2.12.61; K. Dobbie (Qld) 2.13.40; K. Law (Qld) 2.17.59; A. Duperouzel (WA) 2.20.94.

1500 METRES: A. Luchetti (NSW) 4.33.35; R. Bradshaw (Qld) 4.41.58; S. Lennon (WA) 4.46.80; N. Robinson (Vic) 4.56.18; D. Smith (NSW) 5.05.89.

3000 METRES: R. Bradshaw (Qld) 9.57.08; S. Ross (Qld) 10.16.83; S. Lennon (WA) 10.21.78; T. Gilbert (WA) 10.44.54; S. Goyne (Vic) 11.09.34.

3000 METRES WALK: A. Narbey (WA) 14.27.68; A. Milne (WA) 14.50.97; R. Waters (Vic) 15.06.44; M. Keys (NSW) 15.24.18; M. Horn (Vic) 15.43.33; S. Doocey (Qld) 15.45.21.

100M HURDLES: J. Hotchin (Qld) 15.01; R. Starcevich (WA) 15.14; J. Sherman (Qld) 15.18; A. Dennis (Qld) 15.35; P. Elvy (NSW) 15.36; C. Hurst (SA) 15.49.

LONG JUMP: L. Harrison (Vic) 5.79; R. Kothe (Vic) 5.70; A. Armstrong (Tas) 5.62; B. Goodway (NSW) 5.62; C. Hurst (SA) 5.61; R. Evans (SA) 5.84.

HIGH JUMP: G. Kapernick (Qld) 1.80; C. Cummings (Vic) 1.77; C. Hurst (SA) 1.74; K. Lindop (NSW) 1.74; A. Connors (Qld) 1.74; T. Shepherd (WA) 1.74.

SHOT PUT: Y. Ykema (Vic) 13.52; V. French (WA) 13.19; R. Fellowes (Qld) 12.42; T. Gordon (NSW) 12.26; N. Carkeek (Vic) 12.21; T. Phillips (WA) 11.29.

DISCUS THROW: Y. Ykema (Vic) 48.80; V. French (WA) 45.00; T. Phillips (WA) 44.36; P. Moore (WA) 41.96; N. Gregoric (SA) 41.22; R. Sutton (Vic) 40.92.

JAVELIN THROW: F. atkinson (SA) 44.18; J. Ware (Tas) 42.70; L. McPaul (NSW) 42.54; A. Broadway (Vic) 41.08; V. french (kWA) 40.04; M. Solomon (Qld) 36.50.

GIRLS UNDER 15

100 METRES: M. Gainsford (NSW) 12.72; A. Minns (ACT) 12.97; M. Ashby (SA) 13.17; D. McNab (WA) 13.18; M. Hobday (NSW) 13.24; A. Purcell (Vic) 13.37.

200 METRES: M. Gainsford (NSW) 25.39; N. Steinberg (NSW) 25.83; A. Minns (ACT) 25.84; D. McNab (WA) 26.31; R. Poetschka (WA) 26.50; A. Purcell (Vic) 26.96.

400 METRES: S. Scamps (NSW) 55.09; N. Steinberg (NSW) 55.16; L. Edwards (Qld) 56.48; K. Reid (NSW) 56.59; R. Poetschka (WA) 57.33; V. Fielding (ACT) 57.53.

800 METRES: S. Scamps (NSW) 2.10.6; S. Blinco (Qld) 2.13.65; M. Smart (WA) 2.14.26; E. Hutchinson (ACT) 2.14.52; S. Hall (NSW) 2.15.31; K. Jackson (Vic) 2.22.06.

1500 METRES: L. Trezise (Vic) 4.42.19; J. Campbell-Smith (Tas) 4.42.25; N. Pearce (NSW) 4.42.18; L. Whitby (NSW) 4.48.34; K. Jackson (Vic) 4.51.99; K. Hoskin (NSW) 4.53.52.

3000 METRES: J. Campbell-Smith (Tas) 10.03.47; L. Trezise (Vic) 10.04.41; N. Pearce (NSW) 10.22.46; K. Hoskins (NSW) 10.27.05; N. McLean (NSW) 10.31.26; S. Bird (WA) 10.40.64.

1500 METRES WALK: M. De Graaf (Vic) 7.01.79; R. Waters (Vic) 7.05.83; S. Doocey (Qld) 7.18.62; N. Footer (SA) 7.25.90; L. Pearce (NSW) 7.28.39; T. Wheeler (WA) 7.31.01.

90M HURDLES: K. Knight (Qld) 13.76; K. Bailey (WA) 13.76; C. Frewin (SA) 13.92; A. Young (Tas) 14.41; C. Byrne (Vic) 14.70; A. Edwards (ACT) 14.92.

LONG JUMP: P. Kennedy (Vic) 5.44; T. Britton (NSW) 5.44; H. Newson (Vic) 5.43; C. Frewin (SA) 5.29; C. Byrne (Vic) 4.91; N. Peris (NT) 4.89.

HIGH JUMP: M. Anderson (Qld) 1.73; P. Kennedy (Vic) 1.67; K. Turner (SA) 1.64; K. Bailey (WA) 1.58; A. Fleming (Tas) 1.58; S. Smith (SA) 1.58.

SHOT PUT: N. Carkeek (Vic) 15.37; C. Palmer (WA) 14.24; A. McAdam (Vic) 13.65; K. Mallinson (S) 13.27; C. Gardiner (NSW) 13.16; S. Burt (NSW) 12.92.

DISCUS THROW: N. Carkeek (Vic) 41.22; C. Palmer (WA) 40.56; P. Johnson (NSW) 39.58; A. Plowicz (WA) 38.70; C. Gardiner (NSW) 38.20; J. Turner (Qld) 37.48.

JAVELIN THROW: C. Palmer (WA) 40.24; R. Ripley (SA) 36.16; C. Stratos (WA) 36.10; V. Hagens (NSW) 34.74; N. Carkeek (Vic) 31.02.



THE SUGAR INDUSTRY AUSTRALIAN TRACK AND FIELD CHAMPIONSHIPS

OPEN AND UNDER 20

MEN OPEN

100 METRES: (W -2.9) Gerrard Keating (ACT) 10.51, Chris Perry (VIC) 10.69, Robert Stone (VIC) 10.73, Paul Singleton (NSW) 10.76, Clayton Kearney (NSW) 10.83, Ross Wainwright (WA) 10.91, James Thomson (TAS) 11.07, Brett Leavy (QLD) 11.07.

200 METRES: (W -1.0) Robert Stone (VIC) 20.97, Miles Murphy (NSW) 21.35, Peter Gandy (NSW) 21.43, Clayton Kearney (NSW) 21.47, Dale McClunie (NZ) 21.52, Brett Leavy (QLD) 21.73, Brady Crain (USA) DNF, John Dinan (VIC) DNS.

400 METRES: Darren Clark (NSW) 45.69, Miles Murphy (NSW) 45.93, David Johnston (NSW) 46.29, Bruce Frayne (SA) 46.39, Gary Minihan (ACT) 46.92, Paul Grigg (ACT) 47.35, Damian McRostie (VIC) 47.42, Peter Stubbs (VIC) 47.86.

800 METRES: Alan Ozolins (NSW) 1-48.45, Paul Schnyder (VIC) 1-48.52, Robert Fregon (VIC) 1-40.15, Damien Clancy (VIC) 1-49.37, Matthew Favier (ACT) 1-49.85, Bruce Odams (NZ) 1-49.90, Glenn Ritchie (NSW) 1-50.81, Stuart Aikman (NSW) 1-51.37.

1500 METRES: Michael Hillardt (VIC) 3-38.50, Peter Bourke (VIC) 3-38.80, Pat Scammell (ACT) 3-40.41, Christopher Banger (VIC) 3-42.99, Gerard Ryan (VIC) 3-43.37, Kevin Miller (ACT) 3-44.64, Michael Trushell (ACT) 3-46.99, Colin McDonald (NZ) 3-47.73.

110M HURDLES: (W -1.7) Donald Wright (ACT) 13.72, Neil Coghlan (SA) 14.55, Ray Wahrlichler (SA) 14.75, Neil McGillivray (VIC) 14.85, Michael Wilson (VIC) 14.88, Robert Sennitt (NSW) 15.76, John Caliguri (VIC) DNF, Brenden Stevenson (VIC) DNS.

400M HURDLES: Ken Gordon (QLD) 50.74, Dale Horrobin (VIC) 51.00, Hamish Halley (NSW) 51.17, David Hodgson (VIC) 51.29, Leigh Miller (VIC) 51.57, Stephen Shirley (QLD) 51.69, David Robertson (VIC) 52.13, Garry Brown (QLD) DNF.

3000M STEEPLECHASE: Gary Zeuner (SA) 8-41.53, Michael Inwood (QLD) 8-50.10, Shane George (QLD) 8-51.47, Brendan Hewitt (SA) 8-55.82, Ian Eckersley (QLD) 9-04.10, Shane Scott (VIC) 9-08.25, Bruce Melrose (NZ) 9-08.67, Patrick Kaufman (VIC) 9-25.04.

5000M WALK: David Smith (VIC) 19-23.34, Simon Baker (VIC) 19-46.01, Andrew Jachno (VIC) 19-56.07, Michael Harvey (VIC) 20-26.23, Ian Fay (SA) 21-44.71, David Thomson (ACT) 21-47.90, Mark Thomas (SA) 21-49.06, Michael Bodey (VIC) 21-54.03.

4 x 100M RELAY: Victoria 40.37, South Australia 40.83, Australian Capital Territory 41.29, Tasmania 41.51, New South Wales 42.71, Western Australia 43.60.

4 x 400M RELAY: New South Wales 3-06.36, Victoria 3-09.06, Queensland 3-13.31, Tasmania 3-15.87, Western Australia 3-19.91.

Sponsored by:-

RICHMOND HILL PHYSIOTHERAPY SPORTS MEDICINE CLINIC

366 CHURCH STREET,
RICHMOND, 3121.

FOR THE SERVICE OF ATHLETICS



Phone:
429-5288

THE FOUNTAIN LINE MARKER

— It sprays it on!

Ideal for quick and easy marking
of Football Grounds, Athletic
Fields and Tennis Courts.
Over 40,000 in use on
Leading Playing Fields
and Tennis Courts
in Australia.



Made in three sizes:

- No. 1 for Tennis Courts
- No. 3 for Small Playing Areas or 3 Tennis Courts.
- No. 6 for Football Fields and Athletic Grounds
- No. 3 and No. 6 also available for 4" line.

When ordering, state whether for hard or grass surface.

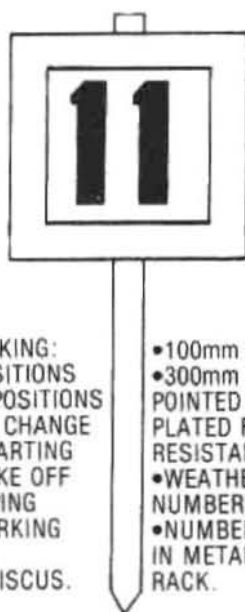
FOUNTAIN LINE MARKER CO.

3 JABEZ ST., MARRICKVILLE, N.S.W. 2204

(02) 569-4794

Queensland: Oxley Bros. (07) 269-9539
Victoria: Oxley Bros (03) 646-3497
South Australia: J. L. Burley (08) 42-7715
Western Australia: Nicholas J. Bell (09) 445-2949
Taylor Sports: (09) 381-8688

ATHLETIC MARKING PINS



USED FOR MARKING:
•HANDICAP POSITIONS
•COMPETITOR POSITIONS
•RELAY BATON CHANGE
POSITIONS •STARTING
POSITIONS •TAKE OFF
LINE FOR JUMPING
•DISTANCE MARKING
FOR SHOT PUT,
JAVELIN AND DISCUS.

•100mm SQUARE FLAG
•300mm LONG
POINTED STEM •ZINC
PLATED FOR RUST
RESISTANCE
•WEATHER RESISTANT
NUMBERS 20 PER SET
•NUMBERED 1-20
IN METAL CARRYING
RACK.

JOHN MCGAIN PTY. LTD.
PHONE: 569-4794

3 JABEZ STREET,
MARRICKVILLE, 2204.

LONG JUMP: (W +0.6) Gary Honey (VIC) 8.08, (W +1.4) David Culbert (VIC) 7.82, Derrick Brown (GB) 7.79, Robert Hallam (NSW) 7.55, (W +0.8) Michael Morgan (VIC) 7.47, (W +0.4) Peter Fossey (VIC) 7.30, (W +0.7) Glen Carroll (NSW) 7.27, (W +0.1) Michael Bourke (VIC) 7.10.

TRIPLE JUMP: (W +0.9) Peter Beames (VIC) 16.47, (W + 0.7) Matthew Sweeney (VIC) 16.05, (W + 0.1) Ian Van Roden (QLD) 15.78, (W +0.7) Robert Syme (SA) 15.67, (W + 0.6) Timothy Barnes (NSW) 15.65, (W +1.1) Greg Plawecki (SA) 15.26, (W +0.8) Andrew Newton (WA) 15.14, (W +0.5) Andrew Murphy (VIC) 14.96.

HIGH JUMP: Lee Balkin (USA) 2.25, Ian Rutledge (QLD) 2.16, John Atkinson (QLD) 2.13, Roger Te Puni (NZ) 2.13, e Michael Hawkey (VIC), Michael Allan 2.13, e Damian Mednis (QLD) , Joseph Cardone (SA) 2.13.

POLE VAULT: Larry Jessee (USA) 5.25, Neil Honey (VIC) 5.15, Simon Arkell (SA) 4.90, Steven Wilson (SA) 4.90, Kym Simons (SA) 4.90, Timothy Foster (SA) 4.75, e Greg Wainwright (SA) 4.60, e Justin Thomas (SA) 4.60.

SHOT PUT: Stuart Gyngell (NSW) 18.52, John Minns (VIC) 17.85, Joseph Quigley (VIC) 17.33, John McNamara (QLD) 17.33, Wayne Barber (WA) 17.10, Gregory Sedgwick (QLD) 17.01, Paul Nandapi (VIC) 16.73, Vlad Slavnic (VIC) 16.11.

DISCUS THROW: Paul Nandapi (VIC) 61.28, Vlad Slavnic (VIC) 58.56, Werner Reiterer (VIC) 56.04, John Hancy (WA) 53.24, Bill Apostolidis (NSW) 52.62, Ben Laidler (WA) 50.86, Samuel Hays (QLD) 48.64, James Highland (WA) 48.40.

JAVELIN THROW: Murray Keen (WA) 76.42, James Highland (WA) 72.94, Daniel Birks (SA) 69.28, Robert Lethbridge (VIC) 68.88, Ben Hodgson (SA) 68.70, Colin Carbis (VIC) 68.48, Simon Steyn (NSW) 65.64, Damian Baker (SA) 63.62.

HAMMER THROW: Joseph Quigley (VIC) 72.86, Phillip Spivey (VIC) 69.86, Hans Lotz (VIC) 68.18, Sean Carlin (SA) 67.82, Robert Wagner (NSW) 62.86, Eugene Bria (SA) 62.68, Bradley Monk (QLD) 62.18, David Huxley (ACT) 59.96.

WOMEN - OPEN

100 METRES: (W -2.2) Diane Holden (NSW) 11.74, Bev Petersen (NZ) 11.91, Suzanne Alton (NSW) 11.94, Leanne Sullivan (NSW) 11.99, Jan Meres (VIC) 12.13, Jane Flemming (VIC) 12.17, Katherine Druitt (WA) 12.21.

200 METRES: (W -1.1) Diane Holden (NSW) 23.71, Suzanne Alton (NSW) 24.05, Maree Chapman (NSW) 23.07, Sharon Stewart (VIC) 24.16, Bev Petersen (NZ) 24.21, Katherine Druitt (WA) 24.46, Jan Meres (VIC) 24.58, Leanne Sullivan (NSW) 24.86.

400 METRES: Debbie Flintoff (VIC) 52.03, Maree Chapman (NSW) 53.28, Sharon Stewart (VIC) 53.47, Julie Schwass (NSW) 54.76, Lisa O'Connell (VIC) 55.10, Kim Jenkins (NSW) 55.68, Sandra Speers (TAS) 55.92.

800 METRES: Wendy Old (SA) 2-00.81, Julie Schwass (NSW) 2-02.07, Bronwyne Fleming (VIC) 2-02.72, Claire Nichols (SA) 2-03.07, Sandra Speers (TAS) 2-03.59, Stacey Quitzau (NSW) 2-04.32, Sarah Collins (ACT) 2-05.95, Lisa O'Connell (VIC) 2-06.17.

1500 METRES: Penelope Just (ACT) 4-18.02, Jacqueline Perkins (VIC) 4-18.02, Elizabeth Rose (NSW) 4-18.82, Sarah Collins (ACT) 4-20.55, Jodie Nykvist (QLD) 4-24.47, Barbara Bennett (NSW) 4-26.43, Jacqueline Smith (ACT) 4-28.22.

100M HURDLES: (W -1.2) Glynis Nunn (SA) 13.48, Jennifer Low (NSW) 13.64, Jane Flemming (VIC) 13.65, Dianne Gardner (QLD) 13.83, Jocelyn Millar-Cubit (TAS) 14.11, Lyndal Garling (NSW) 14.13, Deborah Phillips (NSW) 14.24, Catherine Collopy (NSW) 14.78.

400M HURDLES: Debbie Flintoff (VIC) 54.28, Jennifer Low (NSW) 56.48, Sally Fleming (ACT) 56.86, Debra Tomsett (VIC) 58.55, Lindley Longstaff (VIC) 59.54, Vicki Goodall (QLD) 59.66, Kerry Soanes (VIC) 1-00.95, Catherine Gridley (TAS) 1-01.76.

5000M WALK: Kerry Saxby (ACT) 22-29.25, Beverley Hayman (NSW) 22-42.81, Susan Cook (ACT) 23-17.27, Lorraine Jachno (VIC) 23-24.44, Suzanne Narbey (WA) 23-34.97, Gabrielle Blythe (VIC) 23-46.37, Penny Urquhart (QLD) 24-21.31, Aleyna Nareby (WA) 24-37.89.

4 x 100M RELAY: New South Wales 45.54, Victoria 45.66, South Australia 46.29, Queensland 46.71, Tasmania 46.86, Western Australia 47.91, Australian Capital Territory DISQ.

4 x 400M RELAY: Victoria 3-31.35, New South Wales 3-34.57, South Australia 3-38.09, Tasmania 3-41.19, Western Australia 3-49.71.

LONG JUMP: (W -0.1) Robyn Lorroway (ACT) 6.55, (W +0.4) Nicole Boegman (NSW) 6.37, (W +0.4) Ann Turnbull (SA) 6.29, (W +0.6) Sandra Priestly (QLD) 6.22, (W +0.6) Jocelyn Millar-Cubit (TAS) 6.17, (W +1.1) Rosemary Clarke (NSW) 5.98, (W +0.5) Christine Sharp (VIC) 5.83, (W +0.2) Lisa Ball (NZ) 5.68.

TRIPLE JUMP: (W +0.1) Ann Turnbull (SA) 12.25, (W +0.3) Kerry Norman (QLD) 11.35.

HIGH JUMP: Chris Stanton (WA) 1.94, Vanessa Brown (ACT) 1.88, Jennifer Talbot (VIC) 1.88, Deanne Bopf (QLD) 1.85, Donna Robertson (NSW) 1.82, Jocelyn Millar-Cubit (TAS) 1.82, Leah Cranston (QLD) 1.82, Sharon Barber (SA) 1.82.

SHOT PUT: Gael Martin (ACT) 18.69, Astra Etienne (VIC) 16.81, Greta Larsen (ACT) 14.27, Bernadette Serone (NSW) 14.06.

DISCUS THROW: Gael Martin (ACT) 57.14, Astra Etienne (VIC) 50.20, Sally Penson (SA) 48.74, Sue Reinwald (VIC) 48.18, Robyn May (VIC) 46.70, Jane Keen (NSW) 46.62, Claire Thornton (SA) 46.54.

JAVELIN THROW: Sue Howland (ACT), Petra Rivers (VIC), 55.64, Jeanette Kieboom (SA) 54.56, Pam Matthews (VIC) 52.08, Sandra Moran (SA) 46.80, Sharon Clarke (NSW) 46.16, Lisa McHarg (NSW) 44.36, Kate Farrow (SA) 43.94.

MEN - UNDER 20

100 METRES: (W -1.9) Steven McBain (SA) 10.78, David Dworjanyn (NSW) 10.83, Shane Naylor (VIC) 10.86, Wesley Hamilton (NSW) 11.00, Mark Leavy (QLD) 11.02, Troy Bennett (TAS) 11.10, Brad Miers (QLD) 11.29, Stewart Poulter (VIC) 11.30.

200 METRES: (W +1.7) Mark Garner (NSW) 21.50, Steven McBain (SA) 21.61, Troy Bennett (TAS) 21.99, Brad Miers (QLD) 22.06, Shane Naylor (VIC) 22.06, Damian Czinner (NSW) 22.11, Wesley Hamilton (NSW) 22.46, Hamish Halley (NSW) 22.96.

400 METRES: Damian Czinner (NSW) 47.75, Paul Cordera (SA) 48.09, Anthony Bond (ACT) 48.31, Cameron Orr (VIC) 48.61, Peter Cracknell (VIC) 48.85, John Klabbers (VIC) 49.13, Ian Jennings (VIC) 49.59.

800 METERS: Cameron Orr (VIC) 1-51.46, Peter Hepworth (NSW) 1-51.59, Reece Paten (VIC) 1-52.82, Adrian Cook (WA) 1-53.35, Andrew Elliott (VIC) 1-53.62, Jon Drayton (NSW) 1-54.30, Rodney Davies (VIC) 1-54.80, James Sayer (NSW) 1-55.10

1500 METRES: Sean Quilty (VIC) 3-52.04, Colin Dalton (NSW) 3-52.48, Reece Paten (VIC) 3-54.43, Nicholas Landbeck (QLD) 3-55.47, Kim Anderson (VIC) 4-00.15, Andrew Whitehead (ACT) 4-01.60, Peter Redden (VIC) 4-03.07, David Graham (SA) DNF.

5000 METRES: Anthony Ford (ACT) 14-41.27, Kim Anderson (VIC) 14-46.74, Raymond Boyd (WA) 14-54.95, Stephen Spiers (ACT) 15-07.41, Michael Dalton (TAS) 15-26.14, Allan Carman (SA) 15-50.43.

110M HURDLES: (W -0.9) Robert Sennitt (NSW) 15.04, Harold Francis (QLD) 15.48, Paul Hamlyn (SA) 15.87.

400M HURDLES: Harold Francis (QLD) 52.32, Mark Longmuir (VIC) 52.62, Andrew Zorzit (NSW) 53.54, Richard Zganiacz (NSW) 53.57, David Misson (NSW) 54.87, Matthew Forwood (VIC) 55.04, Cameron Hallowell (VIC) 55.54, Steven Moyes (SA) 55.93.

2000M STEEPLECHASE: Patrick Woods (ACT) 5-50.93, Raymond Boyd (WA) 5-54.97, Tim Readwin (VIC) 5-55.88, Richard Porter (SA) 5-58.09, Richard Deutsch (NSW) 6-00.15, Kimberley White (WA) 6-00.39, Todd Watts (WA) 6-03.03, Brett Morton (VIC) 6-08.05.

5000M WALK: Paul Copeland (VIC) 21-18.10, Robert McFadden (SA) 22-13.01, Craig Brill (VIC) 22-57.69, Craig Topperwien (SA) 23-11.94, Andrew Ludwig (QLD) 23-20.32, Grant Saunders (VIC) DNF, Ian Waters (VIC) DNF, Nicholas A'Hearn (NSW) DNF.

10000M WALK: Paul Copeland (VIC) 46-56.60, Craig Brill (VIC) 47-38.47.

4 x 100M RELAY: Queensland 41.91, Victoria 42.01, South Australia 42.06, New South Wales DISQ.

4 x 400M RELAY: Victoria 3-12.81, Queensland 3-13.58, New South Wales 3-14.68, South Australia 3-22.36.

LONG JUMP: (W +1.8) David Culbert (VIC) 7.73, (W +0.7) Michael Morgan (VIC) 7.61, (W +0.5) Darren Hosking (SA) 7.24, (W +0.4) Glenn Carroll (NSW) 7.01, Tony Dunne (VIC) 6.95, Philip Ting (NSW) 6.82, Ian Van Roden (QLD) 6.80, Paul Preedy (WA) 6.74.

TRIPLE JUMP: (W +1.4) Ian Van Roden (QLD) 15.94, (W +0.3) Mathew Sweeney (VIC) 15.80, (W +0.6) Timothy Barnes (NSW) 15.43, (W +0.7) Paul Simenson (NSW) 15.11, (W +0.6) Peter Beaty (VIC) 15.01, (W +0.8) Philip Ting (NSW) 14.83, (W +1.0) Llanley Crowder (NSW) 14.58, (W +0.6) Darren Hosking (SA) 14.31.

HIGH JUMP: Marc Howard (VIC) 2.14, Michael Hawkey (VIC) 2.111, Theo Kavieris (NSW) 2.11, Damian Mednis (QLD) 2.11, Philip Henderson (ACT) 2.11, Paul Cameron (QLD) 2.08, Richard Sandilands (NSW) 2.05, Tim Minehan (NSW) 2.05.

POLE VAULT: Simon Arkell (SA) 5.05, Steven Wilson (SA) 4.90, Chris Spillane (VIC) 4.60, Justin Thomas (SA) 4.45, Simon Werthmuller (NZ) 4.30, Jirra Ware (NSW) 4.00

SHOT PUT: John Minns (VIC) 17.83, Ben Laidler (WA) 16.42, Craig Watson (TAS) 15.13, Andrew May (VIC) 13.88, Raymond Edwards (QLD) 13.84, Stephen Larsson (SA) 13.23, Todd Davey (WA) 12.82, Alistair Davey (VIC) 12.68.

DISCUS THROW: Werner Reiterer (VIC) 55.96, Ben Laidler (WA) 49.80, Sean Carlin (SA) 47.90, Andrew May (VIC) 44.36, Todd Davey (WA) 43.32, Stephen Larsson (SA) 43.26, Raymond Edwards (QLD) 42.96.

JAVELIN THROW: Benjamin Hodgson (SA) 68.82, Simon Steyn (NSW) 66.42, Darren Marx (VIC) 66.00, Anthony Shield (TAS) 61.28, Craig Watson (TAS) 58.32, Mark Branson (SA) 54.54, John Gan (QLD) 54.12.

HAMMER THROW: Sean Carlin (SA) 64.16, Peter Baxevanis (VIC) 59.82, Craig Watson (TAS) 58.92, Matthew Sandford (VIC) 51.38, Stuart Taylor (SA) 47.48, Gregory Taylor (NSW) 44.88, Andrew May (VIC) 41.56.

WOMEN - UNDER 20

100 METRES: Kim Wilson (NSW) 12.22, e Melissa Moore (NSW) 12.36, e Lisa Clarke (NSW) 12.36, Michelle Lock (QLD) 12.38, Robyn Farrelly (TAS) 12.39, Kerri Kinnane (QLD) 12.44, Deb Oram (QLD) 12.50, Rachel Gregory (ACT) 12.66

200 METRES: (W -3.7) Lisa Clarke (NSW) 25.06, Deb Oram (QLD) 25.16, Michelle Lock (QLD) 25.27, Robyn Farrelly (TAS) 25.33, Kerri Kinnane (QLD) 25.39, Jennifer Walker (ACT) 25.43, Brigitte Mullen (VIC) 25.44, Melissa Moore (NSW) 25.52

400 METRES: Sharon Ellis (QLD) 54.11, Jennifer Walker (ACT) 54.82, Deb Oram (QLD) 54.86, Mia Gabbedy (WA) 55.68, Kerrie Baumgartner (VIC) 56.06, Kim Soanes (VIC) 56.30, Kelly Pash (WA) 56.40, Lisa Attenborough (NSW) 68.93.

800 METRES: Michelle O'Rourke (ACT) 2-05.93, Katrina Camp (SA) 2-08.57, Kerrie Baumgartner (VIC) 2-08.67, Justine Douglas (QLD) 2-09.27, Anna Schaefer (NSW) 2-09.79, Melanie Collins (ACT) 2-10.39, Jean Gray (VIC) 2-10.78.

1500 METRES: Krishna Wood (ACT) 4-23.47, Margaret Leaney (VIC) 4-28.25, Lisa Tregenza (SA) 4-29.47, Katrina Camp (SA) 4-29.95, Jean Gray (VIC) 4-38.32, Yolanda Budich (SA) 4-41.50.

3000 METRES: Krishna Wood (ACT) 9-14.62, Kerith Duncanson (NSW) 9-23.13, Kerry Jukes (QLD) 9-35.45, Michelle Adamson (QLD) 9-58.98.

100M HURDLES: (W -2.1) Kim Wilson (NSW) 14.43, Sharon Jaklofsky-Smith (QLD) 14.80.

400M HURDLES: Mia Gabbedy (WA) 1-00.61, Jodi Allen (TAS) 1-01.34, Rosie Lloyd (SA) 1-02.48, Amanda Harrington (VIC) 1-02.56.

3000M WALK: Penny Urquhart (QLD) 13-58.97, Aleyna Nareby (WA) 14-13.25, Carolyn Vanstan (VIC) 14-46.24, Sarah Miller (VIC) 15-07.00, Lisa Harrison (NSW) 15-43.21, Renee Talbot (SA) 15-48.46, Joanne Lambert (SA) 15-50.90, Teresa Letherby (SA) DNF.

4 X 100M RELAY: New South Wales 46.27, Queensland 47.10, South Australia 47.70, Victoria 48.17.

4 X 400M RELAY: Queensland 3-41.93, Victoria 3-43.44, Australian Capital Territory 3-46.59, New South Wales 3-46.62, South Australia 3-47.95.

LONG JUMP: (W +0.1) Nichole Boegman (NSW) 6.41, (W -0.1) Sharon Jaklofsky-Smith (QLD) 6.00, (W +0.1) Kim Wilson (NSW) 5.87, Lisa Ball (NZ) 5.81, (W -0.1) Amanda O'Neill (VIC) 5.79, (W -0.1) Lynette Smith (WA) 5.52, (W +0.5) Rachel Kothe (VIC) 5.50, (W +0.7) Sharon Ward (SA) 5.35.

HIGH JUMP: Joanne Lamont (VIC) 1.86, Cathy Sharpe (NSW) 1.80, Sharlene Lumb (NSW) 1.80, Samantha Scott (VIC) 1.77, Cheryl Hurst (SA) 1.77, Leonie Fahy (NSW) 1.77, Sharon Jaklofsky-Smith (QLD) 1.74, Colleen Cummings (VIC) 1.74.

TRIPLE JUMP: (W -1.4) Joanne Sinclair-Bourke (TAS) 11.44, (W -0.5) Pauline Nelson (NSW) 11.00.

SHOT PUT: Gretta Larsen (ACT) 14.14, Bernadette Serone (NSW) 14.05, Yvette Ykema (VIC) 13.68, Vanessa French (WA) 13.40, Jacqueline Meier (NSW) 12.54, Katrina Standewick (VIC) 11.76.

DISCUS THROW: Venessa French (WA) 47.20, Claire Thornton (SA) 47.04, Yvette Ykema (VIC) 46.68, Gayle McNaughton (VIC) 42.78, Tracey Phillips (WA) 42.62, Kathleen Walton (QLD) 41.50, Rochelle Sutton (VIC) 41.24, Jacqueline Meier (NSW) 39.82.

JAVELIN THROW: Kate Farrow (SA) 48.30, Sharon Clarke (NSW) 44.98, Cherry Harvey (QLD) 41.76, Helen Price (QLD) 41.58, Joanne Whybrow (VIC) 35.44.



OFFICIAL SUPPLIER TO THE AUSTRALIAN ATHLETIC UNION

CONS CAR CARE CENTRE AND WASH

Cnr. Marion St. & Surry Ave., Georges Hall. Ph: 708-1708

Proprietors. Con and Margaret Costa

- Complete mechanical repair service
- Automatic transmission repairs
- Suspension and brake service
- Authorised inspection station



- TYRES
- BATTERIES
- ACCESSORIES
- B.P. PETROL

Congratulations to all Australia's athletes at Edinburgh.

CLEANAWAY

A BRAMBLES ENTERPRISE

TOTAL WASTE COLLECTION AND DISPOSAL

Dry and liquid waste

Systems to suit householders, commercial & industrial needs

NORTH & WEST SUBURBS
Western Avenue,
Tullamarine.
Ph: 338-8733

SOUTH & EAST SUBURBS
Cnr. Clayton & Ryans Rds.
Clayton
Ph: 551-3111

MUNICIPAL CONTRACTING
DIVISION
14 Havelock Rd.,
Bayswater.
Ph: 729-1500

AUSTRALIAN SUGAR INDUSTRY TRACK & FIELD CHAMPIONSHIPS

UNDER EIGHTEEN MEN

100 METRES: David Dworjanyn (NSW) 10.81, Mark Garner (NSW) 10.97, Troy Bennett (TAS) 10.98, Bruce Goodwin (VIC) 11.07, Christopher Davis (NSW) 11.12, Timothy Jackson (NSW) 11.14, Johnathan Bessell (ACT) 11.17, Paul Peterson (QLD) 11.38.

200 METRES: (W -1.9) Mark Garner (NSW) 22.08, David Dworjanyn (NSW) 6.11.66, Troy Bennett (TAS) 22.33, John Paini (WA) 22.33, George Kokkotas (NSW) 22.81, Jason Coffey (VIC) 22.92, Timothy Jackson (NSW) 22.92.

400 METRES: John Paini (WA) 47.42, Johnathan Bessell (ACT) 47.57, Geoff Culbert (VIC) 48.48, George Kokkotas (NSW) 48.68, Sean Simpson (VIC) 48.99, Geoffrey Sayer (NSW) 49.29, Paul Northeast (SA) 49.69, Andrew Wilcox (Vic) 51.70.

800 METRES: Marcus Downes (VIC) 1.53.70, David Birch (VIC) 1.55.28, Jason Moyors (WA) 1.55.35, Brett Rallings (TAS) 1.59.33, Peter Mapstone (NSW) 2.01.01, Michael Dear (VIC) 2.02.39, Scott Kirkwood (SA) 2.02.39.

1500 METRES: Steven Tunnicliffe (QLD) 3.57.13, Andrew Eliades (NSW) 3.58.38, Daniel Palmer (NSW) 3.58.92, Michael Blair (NSW) 4.02.56, David Taig (VIC) 4.04.35, James Wood (SA) 4.04.95, Martin Miller (ACT) 4.10.83.

3000 METRES: Steven Tagg (QLD) 8.32.74, Steven Tunnicliffe (QLD) 8.36.05, Wayne Larden (NSW) 8.37.97, Daniel Palmer (NSW) 8.40.88, Chris McKenzie (VIC) 8.42.02, Greg Collier (VIC) 8.43.16, Alan Carmen (SA) 8.44.86, Clayton Clews (ACT) 8.45.24.

110M HURDLES: (W-2.4) Scott Klose (QLD) 14.87, Stephen Hollis (SA) 14.90, David Murphy (NSW) 15.24, Andrew Zorzit (NSW) 15.30, Leif Larsen (TAS) 15.55, Jon Morrison (NSW) 15.66, Geoffrey Forrest (SA) Mark Walker (SA) 16.28.

400M HURDLES: Scott Klose (Qld) 54.29, Andrew Zorzit (NSW) 54.58, Geoffrey Sayer (NSW) 54.86, David Murphy (NSW) Michael Parsons (SA) 58.61.

2000M STEEPLECHASE: Greg Collier (VIC) 5.51.65, Dean Rose (TAS) 6.00.99, David Rundle (NSW) 6.02.77, Wayne Larden (NSW) 6.09.00, Steven Tagg (Qld) 6.15.15, Gabriel Bouris (VIC) 6.16.64, Greg Lyons (SA) 6.26.43, David Taig (VIC) 6.28.22.

3000M WALK: Nicholas A'Hearn (NSW) 13.03.36, Kevin Loudon (VIC) 13.23.53, Gregory Robertson (TAS) 13.23.59, Colin Ward (NSW) 13.39.19, Andrew Brown (NSW) 13.57.98, Mark Lang (NSW) 14.05.50, Julian Weller (QLD) 14.11.15, Gavin Reynolds (ACT) 14.13.68.

4 X 100 METRES RELAY: New South Wales 42.07, Victoria 43.16, Tasmania 43.18, Australian Capital Territory 43.23, South Australia 43.25, Queensland 43.46, Western Australia 44.26.

4 X 400METRES RELAY: New South Wales 3.17.56, Victoria 3.18.93, Western Australia 3.20.24, Queensland 3.20.46, Tasmania 3.29.81, South Australia 3.30.23.

LONG JUMP: (W - Nil) Darren Hosking (SA) 7.12, Clint Harvey (QLD) 7.11, Albert Juhasz (TAS) 6.74, Andrew Rogers (SA) 6.65, Mark Helier (SA) 6.59, Paul Nankervis (TAS) 6.56, Shane Bilborough (VIC) 6.47.

TRIPLE JUMP: (W +0.2) Darren Hosking (SA) 14.69, Darren Brown (SA) 13.83, Andrew Kallas (TAS) 13.79, Shane Bilborough (VIC) 13.53, Simon Miotto (TAS) 13.45, Danny Pavlovich (WA) 13.29.

HIGH JUMP: Theo Kavieris (NSW) 2.07, e John De La Mare (NSW), e Andrew Rogers (SA) 1.94, Mark Helier (SA) 1.94, Cameron Lucht (QLD) 1.94, Simon Powell (VIC) 1.94.

POLE VAULT: Bill Stockman (SA) 4.00, Mark Bailey (WA) 3.90, Anthony Gibbons (QLD) 3.70.

SHOT PUT: Karl Luscombe (NSW) 16.20, Stephen Larson (SA) 15.03, Dennis Beecroft (NSW) 14.92, Stephen Shorten (VIC) 13.38.

DISCUS THROW: Con Nikolovski (VIC) 57.22, Paul Kaiserfeld (NSW) 52.12, Stephen Larsoon (SA) 51.56, Andrew Cameron (NSW) 49.32, Karl Luscombe (NSW) 48.86.

JAVELIN THROW: John White (QLD) 71.06, Simon Steyn (NSW) 63.50, Hakan Oztas (NSW) 58.46, Graham Kessell (SA) 58.10.

HAMMER THROW: Matthew Sandford (VIC) 59.48, Stuart Taylor (SA) 58.02, Rohan Nelson (ACT) 57.30, Andrew Cameron (NSW) 51.46, Roma Fridkin (VIC) 45.78, Evan James (SA) 44.80, Ewen Mathieson (NSW) 44.54, Mark Stevens (VIC) 44.54.

UNDER EIGHTEEN WOMEN

100 METRES: (W +1.00) Melissa Moore (NSW) 12.02, Kerri Kinnane (Qld) 12.05, Dianne Eiszelle (TAS) 12.15, Natalia Dillon (SA) 12.16, Kerry Reynolds (QLD) 12.33, Joanne Sinclair-Bourke (TAS) 12.35, Rachel Gregory (ACT) 12.39, Kerie McGuigan (QLD) 12.45.

200 METRES: (W -3.2) Melissa Moore (NSW) 25.21, Jennifer Walker (NSW) 25.29, Kerri Kinnane (Qld) 25.50, Rebecca Harris (SA) 25.78, Lisa Attenborough (NSW) 25.88, Samantha Yeatman (NSW) 25.90, Rachel Gregory (ACT) 26.08, Natalie Dillon (SA) 26.11.

400 METRES: Jennifer Walker (NSW) 53.36, Michelle O'Rourke (ACT) 56.89, Rebecca Harris (SA) 57.81, Emma Jagers (ACT) 58.04, Lisa Attenborough (NSW) 58.41, Rosie Lloyd (SA) 58.97, Diane Cambridge (VIC) 59.13.

800 METRES: Michelle O'Rourke (ACT) 2.09.66, Angela Luchetti (NSW) 2.11.92, Justine Douglas (QLD) 2.12.48, Siobhan Duignan (NSW) 2.14.53, Nicole Webster (VIC) 2.17.65, Alithea Reid (VIC) 2.18.70, Karen Dobie (QLD) 2.19.58, Judy Tweddle (VIC) 2.24.53.

1500 METRES: Angela Luchetti (NSW) 4.29.57, Charlotte Templeton (ACT) 4.30.81, P. Atkin (NSW) 4.33.01, Yolanda Budich (SA) 4.35.92, Laila Schulz (NSW) 4.37.46, Alithea Reid (VIC) 4.40.89, Nicole Robinson (VIC) 4.44.62, Katie Loveday (QLD) 4.53.11.

3000 METRES: Charlotte Templeton (ACT) 9.37.93, Michelle Adamson (QLD) 9.41.97, P. Aitken (NSW) 9.42.65, Laila Schulz (NSW) 9.51.28, Suzanne Ross (Qld) 10.02.14, Lacey Clews (ACT) 10.19.37, Katie Loveday (QLD) 10.53.95.

100M HURDLES: (W -2.4) Joanne Sinclair-Bourke (TAS) 14.56, Joanne Hennessey (QLD) 14.73, Lolita Zizek (NSW) 14.97, Joanne Bower (NSW) 15.24, Julie Sherman (QLD) 15.26.

400M HURDLES: Jodi Allan (TAS) 63.87, Rosie Lloyd (SA) 64.68, Julie Sherman (QLD) 68.53.

3000 METRES WALK: Gabrielle Blythe (VIC) 13.21.79, Carolyn Vanstan (VIC) 14.23.23, Megan Chapman (NSW) 14.43.04, Renee Talbot (SA) 14.43.04, Janet Saunders (NSW) 15.31.83, Natalie Camplin (QLD) 15.52.90.

4 X 100M RELAY: New South wales 48.34, Western Australia 48.76, Queensland 49.08, Victoria 49.10, e South Australia 50.27, e Tasmania 50.27.

4 X 400M RELAY: Australian capital Territory 3.46.77, South Australia 3.49.00, Queensland 3.50.07, New South Wales 3.51.36, Victoria 3.54.73.

LONG JUMP: (W +1.5) Cheryl Hurst (SA) 5.58, Belinda Goodway (NSW) 5.69, Kerrie-Lyn Reko (NSW) 5.58, Vicki Foard (VIC) 5.49, Rachel Kothe (VIC) 5.44, Lynette Smith (WA) 5.42, Rachelle Evans (SA) 5.32, Lainey Harrison (VIC) 5.31.

TRIPLE JUMP: (Non Championship) (W +2.0) Natalie Dillon (SA) 11.98, Lynette Smith (WA) 11.66, Rachael Koroi (NSW) 11.29, Megan Butt (NSW) 10.48.

HIGH JUMP: Gai Kapernick (QLD) 1.77, Louise McPaul (NSW) 1.74, Leah Cranston (QLD) 1.71, Loretta Kiss (TAS) 1.71, e Kirin Lindop (NSW), e Cheryl Hurst (SA) 1.71, Colleen Cummings (VIC) 1.66, e Deanne Kerwin (QLD), e Karina Turner (SA) 1.66.

SHOT PUT: Yvette Ykema (VIC) 13.84, Bernadette Serone (NSW) 13.46, Nicole Carkik (VIC) 12.90.

DISCUS THROW: Yvette Ykema (VIC) 45.72, Rochelle Sutton (VIC) 41.52, Kyla Gregory (TAS) 36.94, Christine Greenhall (NSW) 31.86.

JAVELIN THROW: Louise McPaul (NSW) 46.46, Leah Cranston (QLD) 43.04, Lisa Roberts (NSW) 39.34, Robyn Sloman (SA) 37.12.

adidas®

UNDER SIXTEEN - MEN

100 METRES: (W -1.1) Lynten Johnson (QLD) 11.19, Stephen Perry (NSW) 11.53, Paul Callander (VIC) 11.63, Russell Brown (SA) 11.68, Patrick Albina (ACT) 11.77, Andrew Ritchie (WA) 11.86, Justin Woodcock (NSW) 11.92, S. Clarke (TAS) 11.96.

200 METRES: (W -1.9) Lynden Johnson (QLD) 22.86, Stephen Perry (NSW) 23.26, Jason Knack (QLD) 23.53, Darren Edmunds (TAS) 23.57, Glen McCarthy (NSW) 23.72, Russell Brown (SA) 23.76, Andrew Ritchie (WA) 23.85, Lucas Politics (QLD) 24.25.

400 METRES: Darren Edmunds (TAS) 49.94, Jason Knack (QLD) 50.22, Stephen Smart (NSW) 50.74, Steven Orr (VIC) 51.23, Darrin Dennis (NSW) 51.69, Paul Scott (VIC) 52.04, Lucas Politics (QLD) 52.90, Russell Brown (SA) 53.51.

800 METRES: Simon Hull (NSW) 1.56.67, Jullian Paynter (VIC) 2.00.13, Stephen Smart (NSW) 2.01.45, Luke Bookallil (NSW) 2.04.81, Darren Bailey (QLD) 2.07.10, Peter Deutsch (NSW) 2.08.80, Matthew Thomas (NSW) 2.09.13.

1500 METRES: Simon Hull (NSW) 4.07.39, Jason Dunn (ACT) 4.09.13, Jullian Paynter (VIC) 4.09.81, Peter Stellino (NSW) 4.10.32, Luke Bookallil (NSW) 4.10.66, Timothy Clarksen (NSW) 4.10.72, John Kavanagh (SA) 4.16.38.

3000 METRES: Aaron Baxter (WA) 8.46.80, Alex Davey (VIC) 8.47.62, Jason Dunn (ACT) 8.56.40, John Kavanagh (SA) 8.59.53, Jullian Paynter (VIC) 9.02.11, Craig Morrow (QLD) 9.02.56, Colin Oliver (TAS) 9.03.28, Peter Stellino (NSW) 9.07.61.

100M HURDLES: Michael Towns (NSW) 14.17, Calvin Jampies (VIC) 14.43, Craig Boyd (NSW) 14.66, Darren Jones (NSW) 15.14, Derek Zorzit (NSW) 15.29.

300M HURDLES: Murray Harding (VIC) 39.36, Michael Towns (NSW) 39.63, Vince Cavallo (VIC) 40.12, Justin Hall (SA) 41.50, P. Aiken (TAS) 42.02, Derek Zorzit (NSW) 42.84, Lindsay Marshall (WA) 42.92, Clement Hirst (TAS) 44.20.

1500M WALK: Peter Vanstan (VIC) 6.07.02, Travis Martin (VIC) 6.11.66, Colin Ward (NSW) 6.17.30, Mark Fletcher (VIC) 6.26.94, Andrew Brown (NSW) 6.34.76, Cameron Kline (NSW) 6.40.90, David Little (NSW) 6.43.03, Anthony Miles (QLD) 6.44.82.

2000M STEEPLECHASE: Justin Plowright (VIC) 6.08.98, Timothy Clarson (NSW) 6.16.66, Craig Morrow (QLD) 6.24.44, Marcel Samarcq (ACT) 6.28.23, Andrew Tillyard (VIC) 6.38.43, David Gerrard (SA) 6.39.89, Jason Adams (NSW) 6.43.49, Peter Costello (NSW) DNF.

4 X 100 METRES RELAY: New South Wales 44.21, Victoria 44.84, Tasmania 45.14, South Australia 46.24, Queensland 46.44.

4 X 400M RELAY: New South Wales 3.17.56, Victoria 3.18.93, Western Australia 3.20.24, Queensland 3.20.46, Tasmania 3.29.81, South Australia 3.30.23

LONG JUMP: (W +1.1) Lynten Johnson (QLD) 7.17, Russell Brown (SA) 6.69, Geoffrey Workman (NSW) 6.49, Christopher Lawson (VIC) 6.16.

TRIPLE JUMP: Lynten Johnson (QLD) 13.79, Tony Riordan (NSW) 13.31, Derek Zorzit (NSW) 13.01, Kurt Petersen (QLD) 12.96, Michael Ford (NSW) 12.92, David Nicoll (ACT) 12.46, Mark Curwood (VIC) 11.89.

HIGH JUMP: Steven Orr (VIC) 1.94, Malcolm Curl (QLD) 1.91, Todd Apted (TAS) 1.88, Ian Garrett (NSW) 1.78.

POLE VAULT: Todd Apted (TAS) 3.80, Damon Fisher (VIC) 3.50, Cameron Rasheed (SA) 3.40, Bill Stockman (SA) 3.30, Karl Larsen (TAS) 3.30, Christopher Booth (TAS) 3.30.

SHOT PUT: Jason Impey (NSW) 16.03, Scott Petie (QLD) 16.00, Matthew Sandford (VIC) 15.47, Gregory Stavrinakis (NSW) 15.37, Jamie Flinn (VIC) 15.21, David Woods (SA) 14.63, Paul Edwards (QLD) 14.61, Darren Pitchfork (NSW) 13.69.

DISCUS THROW: Jason Impey (NSW) 65.26, Jamie Flinn (VIC) 61.58, Darren Pitchfork (NSW) 58.56, Justin Woodcock (NSW) 55.64, Gregory Stavrinkas (NSW) 52.26, Darin Coombes (QLD) 51.22, David Woods (SA) 49.80, Lyndon Best (TAS) 49.10, Paul Carlin (SA) 48.08.

JAVELIN THROW: Scott Petrie (QLD) 61.82, Todd Apted (TAS) 59.22, Matthew Hodgson (SA) 57.48, Andrew Nichols (NSW) 54.76, Jason Selby (VIC) 53.80, Rodney Bizzell (ACT) 51.60, Harry Kantzidis (VIC) 48.40, Jason Impey (NSW) 46.92.

HAMMER THROW: Matthew Sandford (VIC) 67.70, Paul Carlin (SA) 52.82, Gregory Stavrinkas (NSW) 50.05, Marc Sirett (VIC) 47.66, Lyndon Best (TAS) 47.54, Darren Pitchfork (NSW) 46.80, Matthew Williams (SA) 45.56.

UNDER SIXTEEN - WOMEN

100 METRES: (W -2.47) Lisa Phillis (NSW) 12.28, Melinda Gainsford (NSW) 12.35, Amanda Christie (QLD) 12.54, Jane Burrell (VIC) 12.54, Gina Tovo (NSW) 12.59, Monique Dunstant (QLD) 12.60, Karen Donnelly (TAS) 12.65, Jodi Lambert (WA) 12.92.

200 METRES: (W -45) Lisa Phillis (NSW) 24.72, Natasha Stenberg (NSW) 25.03, Melinda Gainsford (NSW) 25.15, Amanda Christie (QLD) 25.43, Jane Burrell (VIC) 25.86, Jodi Lambert (WA) 26.09, Karen Donnelly (TAS) 26.19.

400 METRES: Natasha Stenberg (NSW) 54.68, Sophie Scamps (NSW) 55.68, Adrienne Rainbird (QLD) 56.99, Lynda Dugdale (VIC) 57.44, Tanya Adams (VIC) 57.48, Lee Naylor (VIC) 58.48, Kathy Harding (VIC) 58.48, Carolyn Chapman (SA) 59.38.

800 METRES: Sophie Scamps (NSW) 2.11.90, Susan Langley (VIC) 2.13.72, Jodie West (NSW) 2.14.91, Karla Law (QLD) 2.17.51, Samantha (NSW)

1500 METRES: Vicky Coakley (NSW) 4.33.48, Katie Watts (QLD) 4.35.38, Lindy-Jane Trezise (VIC) 4.38.80, Simone Williams (QLD) 4.42.16, Samantha Hall (NSW) 4.42.58, Gabrielle Ingram (SA) 4.47.39.

3000 METRES: Katie Watts (QLD) 9.54.07, Lindy Trezise (VIC) 10.00.95, Gabrielle Ingram (SA) 10.19.36, Joanna Campbell-Smith (TAS) 10.44.30.

90M HURDLES: Adrienne Rainbird (QLD) 13.57, Christine Frewin (SA) 13.66, Rebecca Starcevich (WA) 13.67, Melanie Carr (NSW) 13.85, Karen Knight (QLD) 13.86, Karen Bailey (WA) 14.04, Claudia Byrne (VIC) 14.54, Megan Patman (QLD) 14.86.

300M HURDLES: Adrienne Rainbird (QLD) 42.80, Melanie Carr (NSW) 43.91, Rebecca Starcevich (WA) 45.06, Terri-Anne Philpott (TAS) 46.89, G. Russell (VIC) 47.17, Gunilla Rupp (NSW) 48.69, Carolyn Chapman (SA) 51.22.

1500 METRES WALK: Jenny Randall (NSW) 6.48.22, Rebecca Waters (VIC) 6.54.10, Michelle Keys (NSW) 6.59.40, Suzanne Doocey (QLD) 7.00.57, Nicole Footer (SA) 7.08.66, Wendy Muldoon (VIC) 7.13.40, Janet Saunders (NSW) 7.14.90, Kylie Bonney (VIC) 7.23.38.

4 X 100 METRES RELAY: New South Wales 48.34, Western Australia 48.76, Queensland 49.08, Victoria 49.10, e South Australia, e Tasmania 50.27.

4 X 400 METRES RELAY: New South Wales 3.45.47, Victoria 3.52.48, Queensland 3.57.51, Tasmania 4.03.52.

HIGH JUMP: Gai Kapernick (QLD) 1.85, Renee Jones (NSW) 1.67=2ND, Karina Turner (SA) 1.67=2nd; Penny Paabo (NSW) 1.67; Alison Inverarity (SA) 1.62;

LONG JUMP: Amanda O'Neill (VIC) 5.77, Fiona Singline (TAS) 5.57, Monique Dunstan (QLD) 5.48, Gina Tovo (NSW) 5.34, Kym Burns (VIC) 5.32, Tiffany Briton (NSW) 5.30, Christine Frewin (SA) 5.26.

TRIPLE JUMP: (Non Championship) Heather Smith (SA) 11.44, Rachael Koroi (NSW) 11.30, Karen Knight (QLD) 11.18, Tania Turner (SA) 10.85, Michelle Russell (TAS) 10.48, Gunilla Rupp (NSW) 10.56, Sonia Strang (TAS) 10.25, Andrea Fleming (TAS) 10.03.

SHOT PUT: Nicole Carkeek (VIC) 13.06, Georgina Donaghey (VIC) 11.80, Rochelle Sutton (VIC) 11.23, Suzanne Borg (VIC) 11.19, Terri-Anne Philpott (TAS) 10.72, Joanne Preedy (NSW) 10.72, Janne Ware (TAS) 10.49.

DISCUS THROW: Rochelle Sutton (VIC) 44.02, Suzanne Borg (VIC) 42.04, Georgina Donaghey (VIC) 40.62, Keril Blight (SA) 35.82, Natalie Fryar (SA) 32.32, Joanne Preedy (SA) 35.16, Julie Turner (QLD) 34.88, Sarah Beechey (TAS) 32.92.

JAVELIN THROW: Janne Ware (TAS) 44.44, Gabrielle Prenter (TAS) 39.92, Vanessa Hooper (NSW) 38.60, Kylie Przubilla (SA) 35.94.

10,000 METRES FOR MEN, 3,000 METRES FOR WOMEN
Conducted in Canberra on 6th March, 1986


MENS 10,000 METRES: Robert De Castella (ACT) 28-37.98, Stephen Moneghetti (Vic) 28-41.24, Adam Hoyle (Vic) 28-58.59, Peter Brett (SA) 29-02.07, Gary Briggs (ACT) 29-11.17, Steven Austin (Vic) 29-22.21.

WOMENS 3,000 METRES: Jacquie Perkins (Vic) 9-15.76, Krishna Wood (ACT) 9-16.27, Kerith Duncansson (NSW) 9-20.60, Anne Lord (Vic) 9-29.75, Michelle Adamson (Qld) 9-31.55, Elizabeth Rose (NSW) 9-32.72, Jacquie Smith (ACT) 9-34.50, Barbara Bennett (NSW) 9-37.94.

5,000 METRES FOR MEN, 10,000 METRES FOR WOMEN
Conducted in Sydney on 9th March, 1986

MENS 5,000 METRES: Malcolm Norman (Vic) 14.11.81, Andrew Garnham (Vic) 14.17.07, Joe Murphy (Vic.) 14.30.79, Gerard Barrett (Qld.) 14.57.74.

WOMENS 10,000 METRES: Tanya Turney (Vic) 34.16.94, Elizabeth Patmore (Qld) 35.01.28, Fiona Whelan (NSW) 36.01.61, Angela Rippon (Tas) 37.31.60, Margaret Ricardo (NSW) 37.47.15.



PROLIFT

**AUSTRALIA'S
energy drink**

PROLIFT is a scientific duplication of essential mineral body salts (ELECTROLYTES) in total blood muscle and body tissue system. Unlike other commercial products which cater for the body fluid system only, PROLIFT supplies ELECTROLYTES to both body fluid system and muscle fluid system and, PROLIFT tastes just like natural fruit juice (orange).

SPECIAL INTRODUCTORY OFFER
475 gram. PROLIFT (40, 250ml. drinks)
NORMALLY \$7⁹⁵
POSTAGE PAID NOW JUST **\$5⁹⁵**

Send cheque or money order to:
LIFT BEVERAGES,
37 Henry St.
Hawthorn 3122.
Ph: (03) 818 4061.

AUSTRALIAN MULTIPLE EVENTS CHAMPIONSHIPS
Conducted in Hobart, 7th, 8th & 9th March, 1986.

100m; Long Jump; Shot Put; High Jump; 400m;
 110m H; Discus Throw; Pole Vault; Javelin Throw; 1500m.

DECATHLON - OPEN

Simon Shirley (QLD)	11.17 16.26	7.11 38.08	12.37 4.10	2.05 58.60	49.69 4.25.45	7438
Peter Fossey (VIC)	11.10 16.25	7.03 40.04	12.15 4.30	1.90 54.80	49.95 4.39.02	7224
Stephen Bews (ACT)	11.39 16.15	6.51 39.68	12.52 4.30	1.96 49.88	50.68 4.24.38	7110
Anthony Hough (NSW)	11.37 16.63	6.78 37.42	11.78 4.00	1.90 61.76	50.71 4.27.44	7048
Chris Bradshaw (VIC)	11.56 15.40	6.57 34.62	11.46 4.50	1.90 46.02	51.10 4.20.45	6962
Stuart Andrews (NSW)	11.09 -	6.88 43.68	13.71 4.20	1.96 65.46	49.41 4.33.79	6899
Paul Anderson (VIC)	11.32 15.27	6.57 41.98	13.84 -	1.90 47.60	48.80 4.33.74	6603
Andrew Kohlrusch (NSW)	11.50 16.60	6.67 34.40	13.41 3.40	1.75 43.82	51.49 5.07.02	6208

MULTIPLE EVENT - MEN UNDER 20:

100m; Long Jump; Shot Put; High Jump; 400m;
 100m H; Discus Throw; Pole Vault; Javelin Throw; 1500m.

Timothy Foster (SA)	11.20 15.84	6.14 39.78	11.96 4.60	1.78 57.58	51.32 4.38.29	6996
Dean Smith (QLD)	11.32 16.92	6.81 37.60	11.98 3.80	1.84 58.82	53.60 4.58.33	6583
Anthony France (NSW)	11.79 16.35	6.40 38.08	13.14 3.60	1.66 59.86	52.69 4.52.87	6416
Ian Doyle (VIC)	11.57 16.79	6.48 31.24	8.50 3.50	1.87 43.86	53.69 5.01.45	5833
Malcolm Burt (VIC)	12.18 18.00	6.11 32.00	9.66 3.40	1.75 53.32	56.66 4.40.81	5608

 **Burroughs**



OFFICIAL SUPPLIER TO THE AUSTRALIAN ATHLETIC UNION

HEPTATHLON - OPEN:

100m H; High Jump; Shot Put; 200m;
Long Jump; Javelin Throw; 800m.

Jane Fleming (VIC)	13.73 6.00	1.85 36.88	12.68 2.26.16	24.66	5882
Jocelyn Millar- Cubit (TAS)	14.13 5.89	1.79 34.98	10.72 2.15.86	25.00	5658
Sharon Jaklofsky -Smith (QLD)	14.47 5.96	1.79 33.24	12.48 2.27.18	25.93	5479
Ann Turnbull (SA)	15.20 5.92	1.76 33.83	11.65 2.24.97	25.41	5362
Georgina Hale (VIC)	14.86 5.41	1.70 31.14	10.58 2.24.48	26.36	

HEPTATHLON - UNDER 20:

Belinda	15.51	1.67	9.58	26.78	
Hoonhout (QLD)	5.28	31.50	2.25.06		4723
Amanda	15.58	1.64	8.89	26.66	
Harrington (VIC)	4.76	30.26	2.27.57		4448

*Kingston Acupuncture
and Naturopathy Centre*

49 Jardine Street, Kingston,
A.C.T. Phone: 95-6660

**Acupuncture,
Therapeutic Massage.
Nutrient Supplements for sporting
sprains and injuries.**

**REBOUND to BETTER HEALTH
on the VITALIZER
REBOUND EXERCISER**



Every cell in your body is stimulated,
resulting in improved blood and lymph
circulation, which in turn results in a
healthier body.

No jarring or "dead mat" as on cheap
models. Velvet cover cushions also
available. Suitable for all ages —
Exercise at own pace.

*Top Quality Unit *All Australian Made
*2 Year Guarantee.

Can deliver anywhere in Australia.

Enq: J. Furlong, 41 Fifth Ave., Dandenong.
Phone (03) 793-4872



Pleased to support Amateur Athletics

**IVANHOE GRAMMAR
SCHOOL**

The Ridgeway, Ivanhoe, Victoria
P.O. Box 91, Ivanhoe, 3079
Telephone: 497-1877

KYNETON MOTEL

Calder Hwy Kyneton

(Bendigo side)

Tel: (054) 22-1098

Colour TV

Heating & Cooling

Playground & B.B.Q. Area

Moderate Rates

Tea Making Facilities

HEPTATHLON - WOMEN UNDER 18

100M H; Shot Put; High Jump; 200m;
Long Jump; Javelin Throw; 800m

L. McPaul (NT)	15.96	1.79	9.96	27.08	
	5.13	45.88	2-26.89		5024
J. Sinclair Burke	14.56	1.73	9.99	25.44	
(TAS)	5.27	28.22	2-25.56		4995
R. Fellowes (QLD)	16.31	1.61	12.48	27.26	
	4.40	38.90	2-22.64		4644

MULTI-EVENT - WOMEN UNDER 16

90M H; Shot Put; High Jump; 200m;
Long Jump; Javelin Throw; 800m

A. Rainbird (QLD)	13.50	1.70	8.38	25.83	
	5.51	33.42	2-19.39		5218
C. Frewin (SA)	13.49	1.58	10.35	27.78	
	5.26	36.56	2-55.09		4608
S. Langley (VIC)	14.48	1.49	7.39	26.89	
	5.15	23.90	2-19.07		4402
T. Philpott (TAS)	14.74	1.46	10.46	27.73	
	4.50	33.24	2-36.05		4250
R. Barton (VIC)	15.00	1.43	8.25	27.57	
	5.15	25.02	2-41.16		4011
G. Easton (VIC)	14.78	1.58	7.41	28.14	
	4.88	21.20	2-44.56		3924
R. Koroi (NSW)	-	1.49	7.99	26.90	
	5.55	21.10	2-34.82		3387
D. Raverty (VIC)	16.48	1.52	8.14	29.73	
	4.69	21.58	3-00.43		3366

**Running is a subject we all know well,
so call in and talk to us about it.**

The Run Inn

The running store that's run by runners

200 Moggill Rd, Taringa,
Ph: (07) 371 7921

502 South Pine Rd., Everton
Ph: (07) 35 43425

AUSTRALIAN MULTIPLE EVENTS CHAMPIONSHIPS
Conducted in Adelaide, 13-14 March, 1986

MULTIPLE EVENT - MEN UNDER 18

100m; Long Jump; Shot Put; High Jump; 400m
 110m H; Discus Throw; Pole Vault; Javelin Throw;
 1500m.

J. White	11.23	6.66	12.34	1.87	48.22	
(QLD)	16.79	30.08	3.00	68.70	4-44.71	6647
L. Larsen	11.76	6.28	12.61	1.90	53.08	
(TAS)	15.39	35.96	3.20	44.98	5-03.84	6227
G. Newey	12.02	5.97	12.11	1.78	53.46	
(NT)	16.21	37.56	3.40	49.20	5-00.36	6028
C. D'Amico	11.38	6.32	11.59	1.72	54.93	
(NT)	18.69	35.02	3.20	40.96	5-08.87	5575
A. Steinhardt	12.04	6.01	9.65	1.84	54.79	
(SA)	17.86	24.06	3.80	43.74	4-54.17	5505
B. Duval	12.08	6.14	9.07	1.84	53.83	
(QLD)	17.08	30.90	2.70	38.96	4-39.75	5483
C. Taylor	11.76	5.87	10.25	1.81	55.30	
(NT)	16.91	32.72	3.50	37.52	5-19.12	5477

MULTIPLE EVENT - MEN UNDER 16

100M H; Shot Put; High Jump; 200m;
 Long Jump; Javelin Throw; 1500m

R. Brown	14.50	11.16	1.55	23.46		
(SA)	6.30	35.78	4-48.68			4295
R. Sheehan	15.69	14.66	1.55	25.60		
(QLD)	5.46	49.08	4-37.35			4264
D. Woods	17.09	14.15	1.76	24.55		
(SA)	5.72	43.44	5-00.07			4169
S. Hillen	15.08	11.54	1.64	24.72		
(VIC)	5.96	40.14	5-00.20			4126
M. Maskiell	17.78	10.75	1.61	24.81		
(VIC)	5.21	34.48	5-13.27			3442
D. Mitchell	19.41	7.20	1.55	27.48		
(VIC)	4.86	28.80	4-50.51			2809

Athletics Towards 2000

Australian Sugar  Industry



Elizabeth Tower Hotel

(CNR. ELIZABETH AND GRATTAN STREETS)
792 ELIZABETH STREET, MELBOURNE, 3000,
AUSTRALIA. TELEPHONE: (03) 347-9211
TELEX: AA38529

HOST: Brian Thorpe

ROOM ONLY. Breakfast available
One person — \$58. Two persons — \$66.
Extra person — \$8. Child under 12 years — \$6.
Cot — \$4.

Executive apartment — accommodation
up to 3 persons — \$85.

NO SURCHARGE AT ANY TIME

RATES EFFECTIVE TILL 30th NOVEMBER, 1986

"Trees" Licensed Restaurant, Cocktail Bar,
Night Porter, 24 Hour Reception Lounge,
Laundry, Dry Cleaning, Laundry Service, Pool,
Covered Car Parking, Lifts.

IN ROOMS: Reverse Cycle Air Conditioning, Color TV,
Radio, Music, Direct Dial Telephones, STD & ISD,
Refrigerator, Tea and Coffee Making Facilities.

SPORTING BOOKS

We are distributors of 200 plus titles
dealing with all types of General
Sporting activities also Bodybuilding,
Fitness, Sport Psychology, Sports
Medicine, Physical Education,
Coaching.

Publishers include Leisure Press,
Human Kinetics, Contemporary,
Crowood etc.


For further information and/or
complete lists please contact

PRINCETON BOOKS PTY LTD

Cnr. Mills & Herald Sts.
Cheltenham Vic. 3192
Phone: (03) 584 4399

MOTEL BALLARAT

OWNER OPERATED
KEVIN & RICKI RYAN



- ECONOMICAL TARIFFS
- COLOUR TV & FRIDGES
- MOSTLY AIR CONDITIONED
- CENTRAL HEATING
- 2BR SC FLAT
- TELEPHONE FACILITIES
- GUEST LAUNDRY/ PLAYGROUND
- ELEC. BLANKETS/ RADIO
- SWIMMING POOL
- VIDEO MOVIES

a **BUDGET MOTEL**

MELBOURNE RD, BALLARAT

PHONE: 34-7234

BETWEEN KRYAL CASTLE & SOVEREIGN HILL



wherever there's
AIR-VIVA 2
there's hope

AIR-VIVA 2 RESUSCITATOR

When seconds count — use Air-Viva 2. A simple, effective and aesthetic means of carrying out positive resuscitation by simply squeezing a self inflating recoil bag. Where oxygen is available, the Air-Viva 2 can deliver oxygen enriched air to the victim.

The new low cost portable Air-Viva 2 resuscitator. Use it anywhere. At the beach. In the home, the factory. At sporting events. Lightweight Compact New Air-Viva 2 is specially fitted with a safety valve and is fully approved by medical authorities. Make sure you have Air-Viva 2 handy. It could help you save a life.

To: CIG Medishield
Lot 13, Tullamarine Park Road,
Tullamarine, 3043
Telephone: 339 0222



Please send me more information on the new low cost portable Air-Viva 2 Resuscitator.

Name

Address

Postcode

A Division of The Commonwealth Industrial Gases Ltd.
(Inc. in N.S.W.)

AUSTRALIAN ATHLETIC UNION

RECORDS AS AT 31ST MARCH, 1986

<u>EVENT</u>	<u>PERF.</u>	<u>NAME</u>	<u>CLUB</u> <u>STATE</u> <u>C/TRY</u>	<u>DATE</u>	<u>VENUE</u>	<u>D.O.B.</u>
<u>MEN</u>						
<u>100 YARDS</u>						
Aus.Open	9.2	Bob Lay	NSW	10.3.65	SYD	20.3.44
Aus.Nat.	9.2	Bob Lay	NSW	10.3.65	SYD	20.3.44
Aus. 20	9.5 equal	Bob Lay	NSW	26.1.63	SYD	20.3.44
	9.5 equal	Jim McCann	NSW	15.3.85	BNE	
<u>100 METRES</u>						
World	9.93	Calvin Smith	USA	3.7.83	CSP	
Cwlth	10.00	Ben Johnson	CAN	4.10.85	CBN	
Aus.Open	9.9[H]	Paul Narracott	QLD	4.1.84	BNE	8.10.59
" "	10.00[E]	Ben Johnson	CAN	4.10.85	CBN	
Aus.Nat.	9.9[H]	Paul Narracott	QLD	4.1.84	BNE	8.10.59
" "	10.22[E]	Gerard Keating	VIC	4.10.85	CBN	3.12.62
" 20	10.33[E]	Gerard Keating	VIC	4.10.82	BNE	3.12.62
" "	10.0[H]	Paul Narracott	QLD	19.3.78	BNE	8.10.59
" 18	10.47	Darren Clark	NSW	18.3.83	MEL	6.9.65
" 16	10.6	Craig Elliott	VIC	26.2.84	MEL	5.10.68
<u>200 METRES</u>						
WORLD	19.72	Pietro Mennea	ITA	12.9.79	MEX	
Cwlth	19.86	Don Quarrie	JAM	3.8.71	COL	
Aus.Open	20.19	John Dinan	VIC	6.3.86	CBN	
Aus.Nat.	20.06	Peter Norman	VIC	16.10.68	MEX	15.6.42
Aus. 20[H]	20.3	Peter Gandy	NSW	11.1.81	HBN	2.9.61
" " [E]	20.48	Fred Martin	NSW	3.02.85	BNE	4.10.66
Aus. 18[E]	20.86	Darren Clark	NSW	5.3.83	SYD	6.9.65
" " [H]	20.6	Paul Narracott	QLD	30.10.76	BNE	8.10.59
Aus. 16	21.96	Mark Garner	NSW	21.3.85	SYD	30.6.69
<u>400 METRES</u>						
World	43.86	Lee Evans	USA	18.10.68	MEX	
Cwlth	44.58	Bert Cameron	JAM	6.6.81	BRG	
Aus.Open	44.47	Michael Franks	USA	5.10.85	CBN	23.9.63
Aus.Nat.	44.75	Darren Clark	NSW	8.8.84	LAX	6.9.65
Aus.20	44.75	Darren Clark	NSW	8.8.84	LAX	6.9.65
Aus.18	46.39	Miles Murphy	NSW	30.1.85	MEL	19.5.67
Aus.16	49.39	Mark Garner	NSW	16.2.85	SYD	30.6.69
<u>800 METRES</u>						
World	1.41.73	Sebastian Coe	GBN	10.6.81	FLO	
Cwlth	1.41.73	Sebastian Coe	GBN	10.6.81	FLO	
Aus.Open	1.44.78	Peter Bourke	VIC	20.3.82	BNE	

800 METRES (CONT'D.)

Aus.Nat.	1.44.40	Ralph Doubell	VIC	15.10.68	MEX	11.2.45
Aus.20	1.45.9	Michael Hillardt	QLD	15.1.81	MEL	22.1.61
Aus.18	1.49.9	Barry Acres	WA	2.3.83	PER	9.7.65
Aus.16	1.53.8	Stephen Smart	NSW	1.3.86	CBN	9.4.70

1000 METRES

World	2.12.18	Sebastian Coe	GBN	11.7.81	OSL	
Cwlt	2.12.18	Sebastian Coe	GBN	11.7.81	OSL	
Aus.Open	2.18.0	Michael Hillardt	VIC	10.12.83	MEL	22.1.61
Aus.Nat.	2.17.49	Michael Hillardt	VIC	18.8.84	LDN	22.1.61
Aus.20	2.24.0	Mark Arens	SA	20.12.81	ADL	

1500 METRES

World	3.29.45	Said Aouita	MOR	23.8.85	BER	
Cwlt	3.29.67	Steve Cram	GBN	16.7.85	NCE	
Aus.Open	3.34.20	Michael Hillardt	VIC	11.3.84	SYD	22.1.61
Aus.Nat.	3.33.39	Michael Hillardt	VIC	23.8.85	BER	22.1.61
Aus.20	3.39.7	Michael Hillardt	QLD	23.3.80	SYD	22.1.61
Aus.18	3.48.0	Brett Crew	QLD	3.2.79	BNE	17.10.62
Aus.16	3.58.78	Stephen Tunncliffe	QLD	16.3.85	BNE	5.08.68

1 MILE

World	3.46.31	Steve Cram	GBN	27.7.85	OSL	
Cwlt	3.46.31	Steve Cram	GBN	27.7.85	OSL	
Aus.Open	3.51.83	Michael Hillardt	VIC	28.8.85	KOB	22.1.61
Aus.Nat.	3.51.83	Michael Hillardt	VIC	28.8.85	KOB	22.1.61
Aus.20	3.59.0	Michael Hillardt	QLD	14.12.80	ADL	22.1.61

2000 METRES

World	4.51.39	Steve Cram	GBN	4.8.85	BUD	
Cwlt	4.51.39	Steve Cram	GBN	4.8.85	BUD	
Aus.Open	5.01.3	Steven Foley	VIC	22.12.79	ADL	21.11.57
Aus.Nat.	5.01.3	Steven Foley	VIC	22.12.79	ADL	21.11.57
Aus.20	5.15.5	Mark Arens	SA	22.12.79	ADL	

3000 METRES

World	7.32.1	Henry Rono	KEN	27.6.78	OSL	
Cwlt	7.32.1.	Henry Rono	KEN	27.6.78	OSL	12.2.53
Aus.Open	7.43.0	Henry Rono	KEN	10.2.80	BNE	12.2.53
Aus.Nat.	7.47.2	Ron Clarke	VIC	27.6.67	VAS	21.2.37
Aus.20	8.03.5	Malcolm Norwood	VIC	22.3.84	MEL	29.7.64
Aus.18	8.21.58	Colin Dalton	NSW	21.1.84	SYD	10.4.66
Aus.16	8.46.80	Aaron Baxter	WA	7.3.86	HOB	

5000 METRES

World	13.00.40	Said Aouita	MOR	27.7.85	OSL	
Cwlt	13.00.41	David Moorcroft	GBN	7.7.82	OSL	
Aus.Open	13.23.6	David Moorcroft	GBN	13.3.82	MEL	
Aus.Nat.	13.16.6	Ron Clark	VIC	5.7.66	STK	21.2.37
Aus.20	13.49.89	Malcolm Norwood	VIC	18.1.84	MEL	29.7.64
Aus.18	15.00.6	Darren O'Flaherty	VIC	14.2.84	MEL	10.6.66

10,000 METRES

World	27.13.81	Fernando Mamede	POR	2.7.84	STK	
Cwlth	27.22.5	Henry Rono	KEN	11.6.78	VNA	12.2.53
Aus.Open	27.31.68	Henry Rono	KEN	6.3.80	MEL	12.2.53
Aus.Nat.	27.39.89	Ron Clarke	VIC	14.7.56	OSL	21.2.37
Aus.20	29.11.8	Rob de Castella	VIC	17.12.75	MEL	27.2.57

20,000 METRES

World	57.24.2	Jos Hermens	HOL	1.05.76	PAP	
Cwlth	58.37.2	Rob de Castella	VIC	17.4.82	RME	27.2.57
Aus.Open	58.37.2	Rob de Castella	VIC	17.4.82	RME	27.2.57
Aus.Nat.	58.37.2	Rob de Castella	VIC	17.4.82	RME	27.2.57
Aus.20	70.03.8	Max Little	TAS	5.10.68	MEL	23.10.49

25,000 METRES

World	73.55.8	Toshihiko Seko	JAP	22.3.81	CHR	
Cwlth	75.22.6	Ron Hill	GBN	21.7.65	BLT	
Aus.Open	80.31.4	Brian Morgan	NSW	24.5.80	NWC	15.11.55
Aus.Nat.	80.31.4	Brian Morgan	NSW	24.5.80	NWC	15.11.55
Aus.20	84.12.0	Erro Keranen	VIC	3.11.74	MEL	7.11.55

30,000 METRES

World	89.18.8	Toshihiko Seko	JAP	22.3.81	CHR	
Cwlth	91.30.4	Jim Adler	SCO	5.9.70	LDN	
Aus.Open	98.33.5	Brian Morgan	NSW	24.5.80	NWC	15.11.65
Aus.Nat.	98.33.5	Brian Morgan	NSW	24.5.80	NWC	15.11.65
Aus.20	106.53.0	Erro Keranen	VIC	3.11.74	MEL	7.11.55

1 HOUR TRACK

World	20,944m	Jos Hermans	HOL	1.5.76	PAP	
Cwlth	20,516m	Rob de Castella	AUS	17.4.82	RME	27.2.57
Aus.Open	20,232.56m	Ron Clarke	VIC	27.10.65	GEL	21.2.37
Aus.Nat.	20,232.56m	Ron Clarke	VIC	27.10.65	GEL	21.2.37
Aus.20	18,678m	Tony Bart	SA	29.8.73	ADL	4.12.55

100 METRES HURDLES

Aus.16	13.76	Scott Winters	NSW	17.03.85	BNE	9.04.69
--------	-------	---------------	-----	----------	-----	---------

SETTLEMENT MOTOR INN

CENTRAL LOCATION

New Modern Units, Air-conditioned,
Heating, Colour TV, Baby Sitters, Telephones,
Heated Spa, Swimming Pool.

(Props Bazil, Jan and Ian Shields)

405 HIGH STREET, ECHUCA. PHONE: 82-4777

110 METRES HURDLES

World	12.93	Renaldo Nehemiah	USA	19.8.81	ZUR	
CwIth	13.27	Mark McKoy	CAN	25.7.84	WAL	
Aus.Open	13.37	Mark McKoy	CAN	4.10.82	BNE	
Aus.Nat.	13.58	Don Wright	QLD	4.10.82	BNE	26.4.59
Aus.20	14.5[H]	Ray McKinnon	WA	20.3.81	ADL	
" "	14.69[E]	Ray McKinnon	WA	20.3.81	ADL	
Aus.18	13.6[H]	Don Wright	QLD	28.2.76	BNE	26.4.59

200 METRES HURDLES

Aus Open	22.7	Jim McCann	NSW	5.3.66	SYD	28.5.39
Aus.20.	23.2	Peter Balthes	QLD	9.2.63	BNE	17.6.44

300 METRES HURDLES

Under 16	39.36	Murray Harding	VIC	8.3.86	HBN	
----------	-------	----------------	-----	--------	-----	--

400 METRES HURDLES

World	47.02	Edwin Moses	USA	31.8.83	KBL	
CwIth	47.82	John Akii-bua	UGA	2.9.72	MUN	
Aus.Open	48.42	Andre Phillips	USA	4.10.85	CBN	5.9.59
Aus.Nat.	49.32	Bruce Field	VIC	29.1.74	CHR	22.1.47
Aus.20	50.92	Hamish Halley	NSW	6.3.86	CBN	26.7.66
Aus.18	52.76	Scott Klose	QLD	15.2.86	BNE	4.4.68

1500 METRES TRACK WALK

Aus.Open	5.19.1	David Smith	VIC	7.2.81	MEL	24.7.55
Aus.Nat.	5.19.1	David Smith	VIC	7.2.81	MEL	24.7.55
Aus.20	5.37.5	Andrew Jachno	VIC	27.10.84	SYD	6.1.69
Aus.18	5.56.8	Nicholas Ahern	NSW	27.10.84	SYD	6.1.69
Aus.16	5.56.8	Nicholas Ahern	NSW	27.10.84	SYD	6.1.69

3000 METRES TRACK WALK

Aus.Open	11.11.5	David Smith	VIC	8.3.81	SYD	24.7.55
Aus.Nat.	11.11.5	David Smith	VIC	8.3.81	SYD	24.7.55
Aus.20	12.00.3	Michael Wood	NSW	13.3.82	SYD	
Aus.18	12.27.29	Paul Copeland	VIC	31.1.85	MEL	25.4.67

5000 METRES TRACK WALK

Aus.Open	18.52.7	David Smith	VIC	21.2.86	CBN	24.7.55
Aus.Nat.	18.52.7	David Smith	VIC	21.2.86	CBN	24.7.55
Aus.20	21.11.77	Alan Muir	NSW	31.3.84	MEL	15.10.64

10,000 METRES TRACK WALK

Aus.Open	38.20.9	David Smith	VIC	15.0.85	SYD	24.7.55
Aus.Nat.	38.20.9	David Smith	VIC	15.0.85	SYD	24.7.55
Aus.20	43.43.4	Michael Harvey	VIC	28.2.82	MEL	5.12.62

15,000 METRES TRACK WALK

Aus.Open	1.03.32.0	David Smith	VIC	27.06.81	MEL	24.07.55
Aus.Open	1.03.32.0	David Smith	VIC	27.06.81	MEL	24.07.55
Aus.20	1.11.09.9	Michael Harvey	VIC	27.06.81	MEL	5.12.62

20,000 METRES TRACK WALK

World	1.18.40.0	Ernesto Canto	MEX	5.05.84	BER	
C'wealth	1.24.58.8	Marcel Jobin	CAN	12.05.84	QUE	
Aus.Open	86.07.8	David Smith	VIC	27.06.81	MEL	24.07.55
Aus.Nat.	86.07.8	David Smith	VIC	27.06.81	MEL	24.07.55
Aus.20	96.39.7	Michael Harvey	VIC	27.06.81	MEL	5.12.62

30,000 METRES TRACK WALK

World	2.08.00.0	Jose Marin	SPN	8.04.79	BAR	
C'wealth	2.19.18.0	Chris Maddocks	ENG	22.09.84	BIRM	
Aus. Open	2.23.09.2	Noel Freeman	VIC	26.07.69	MEL	24.12.38
Aus.Nat.	2.23.09.2	Noel Freeman	VIC	26.07.69	MEL	24.12.38

50,000 METRES TRACK WALK

World	3.41.39.0	Raul Gonzalez	MEX	25.05.79	PANA	
C'wealth	4.05.47.3	Chris Maddocks	ENG	22.09.84	BIRM	
Aus.Open	4.06.39.0	Willi Sawall	VIC	14.08.76	MEL	7.11.41
Aus.Nat.	4.06.39.0	Willi Sawall	VIC	14.08.76	MEL	7.11.41

1 HOUR TRACK TRACK WALK

Aus.Open	14.103.65	Willi Sawall	VIC	18.07.81	MEL	7.11.41
Aus.Nat.	14.103.65	Willi Sawall	VIC	18.07.81	MEL	7.11.41

2 HOUR TRACK WALK

World	28.165	Jose Marin	SPN	8.04.79	BARC	
C'wealth	27.123.35	Willi Sawall	AUS	24.05.80	MEL	7.11.41
Aus.Open	27.123	Willi Sawall	VIC	24.05.80	MEL	7.11.41
Aus.Nat.	27.123	Willi Sawall	VIC	24.05.80	MEL	7.11.41
Aus. 20	23.127.84	Ross Haywood	VIC	21.08.65	MEL	18.02.47

4 X 100 RELAY

World	37.83		USA	11.08.84	LA	
C'wealth	38.39		JAM	19.10.68	MEX	
Aus.Open	38.10		USA	5.10.85	CBN	
All-comers		Harvey Glance		28.03.57		
		Kirk Baptiste		20.06.63		
		Calvin Smith		8.01.61		
		Dwayne Evans		13.10.58		
Aus.Team	39.31		AUS	2.02.74	CCH	
		Greg Lewis		9.12.46		
		Laurie Darcy		3.05.47		
		Andrew Ratcliffe		27.04.55		
		Graham Haskell		3.08.48		

Australian Sugar  Industry

4 x 100 RELAY (CONT'D)

Aus.State Team	39.8		VIC	18.03.78	BNE
		Fred Lehmann			
		Colin McQueen			
		Barry Besanko		15.08.56	
		Peter Van Miltenburg		16.08.57	
Aus.20	40.1		NSW	9.01.85	SYD
		Steven Saunders		15.02.66	
		Darren Clark		6.09.65	
		Fred Martin		4.10.66	
		Miles Murphy		19.05.67	
Aus.18	41.67		QLD	16.03.85	BNE
		Mark Leavy		1.05.67	
		Darren Free		27.02.67	
		Jason Greenhalgh		10.07.67	
		Paul Holliday		21.06.67	
Aus.16	43.4		VIC	15.01.84	PER
		Andrew Taylor		26.02.68	
		Andrew Loney		16.08.68	
		Grant Stephens		19.01.68	
		Craig Elliott		5.10.68	

4 x 200 RELAY

World	1.20.26		USA	27.05.78	TEMPE
C'wealth	1.23.5		TRIN	9.04.66	PT OF SP
Aus.Open All-comers	1.23.8			9.03.75	MEL
		Lawrie Darcy		3.05.47	
		Paul Soanes		27.06.55	
		Greg Lewis		9.12.46	
		Don Hanly		5.04.54	
Aus.Teams	1.23.8			9.03.75	MEL
		Lawrie Darcy		3.05.47	
		Paul Soans		27.06.55	
		Greg Lewis		9.12.46	
		Don Hanly		5.04.54	
Aus.State Teams	1.23.8		VIC	9.03.75	MEL
		Lawrie Darcy		3.05.47	
		Paul Soans		27.06.55	
		Greg Lewis		9.12.46	
		Don Hanly		5.04.54	
Aus.20	1.25.48		NSW	4.12.83	SYD
		Jeffrey Champion		27.07.64	
		Clayton Kearney		11.04.64	
		Gary Theodore		13.02.65	
		Ian Mace		13.07.66	

4 x 200 RELAY (CONT'D)

Aus.18	1.28.2		VIC	17.12.83	MEL
		Tom Milionis	1.03.66		
		Reid Pryor	4.10.66		
		Mark Longmuir	27.06.67		
		Mark Reed	5.07.67		

4 x 400 RELAY

World	2.56.16		USA	20.10.68	MEX
C'wealth	2.59.13		GB	11.08.84	LA
Aus.Open	3.00.71		USA	6.10.85	CBN
All-Comers		Michael Franks	23.09.63		
		Ray Armstead	27.05.60		
		Walter McCoy	15.11.58		
		Andre Phillips	5.09.59		
Aus.Teams	2.59.70			11.08.84	LA
National		Gary Minihan	24.01.62		
		Rick Mitchell	24.03.55		
		Darren Clark	6.09.65		
		Bruce Frayne	24.01.58		
Aus.State	3.02.1		VIC	26.02.84	MEL
Teams		Gary Minihan	24.01.62		
		Rick Mitchell	24.03.55		
		Peter Van Miltenburg	16.08.57		
		Bruce Frayne	24.01.58		
Aus.20	3.12.54 E		NSW	21.03.81	ADL
		G. McLaughlan			
		A. Ozlins			
		D. Joyce			
		P. Kaine			
Aus. 18	3.14.39		VIC	30.03.84	MEL
		John Klabbers	27.01.67		
		Garry Nevin	3.10.67		
		Mark Longmuir	27.06.67		
		Mark Reed	5.07.67		
Aus.16	3.17.56		NSW	7.3.86	HBN
		Michael Price	18.01.68		
		Craig Elliot	5.10.68		
		Grant Stephens	19.01.68		
		Chris Sideridis	29.09.68		

AUSTRALIAN  COMMISSION

**AUSSIE
RUNNER**



ATHLETIC SPECIALIST

101 WICKLOW AVE., CROYDON
PHONE: 723-3895

**The world's largest
accommodation
network
is also
the least
expensive.**



**It's all yours
if you join YHA!**

All over Australia and the world
there are comfortable, economical
youth hostels waiting to welcome
groups and travellers of all ages.



YHA VICTORIA
205 King Street,
Melbourne, 3000.
Tel: (03) 67 7991

YHA 104

**AIR
INTERNATIONAL
PTY. LTD.**

Specialists
in Design and
Manufacturers of
Air Conditioning &
Heating to
Automotive Trade
in Australia
& Overseas.

Tel: 645-1666

AIR INTERNATIONAL PTY. LTD.
437 Williamstown Road,
Port Melbourne, 3207

**100's of TEAMS — 1000's of
ATHLETES are NOW DRINKING**

**BULK
TEAM SUPPLIES**
1 kilo bags
1 litre squeeze
bottles

Gatorade
THIRST QUENCHER



Prove to yourself
GATORADE'S unique benefits...

- Quick absorption
- Before, during and after activity
- Balanced low electrolyte formula
- Helps prevent dehydration and cramps
- Glucose for energy
- No preservatives
- Available from selected food stores

Endorsed by Australia's leading sports stars
Graeme Bond

G. & S. SPORTING ENTERPRISES
31 Chapman Bvde., Glen Waverley, 3150
Phone: 561-2420 or 288-3426

Another quality product from **Edgell**

4 x 800 RELAY

World	7.03.89		GB	30.08.82	LDN
C'wealth	7.03.89		ENG	30.08.82	LDN
Aust.Open All-comers	7.19.0	Ken Roche Keith Wheeler Ralph Doubell Noel Clough		22.08.66 24.10.41 11.06.43 11.02.45 25.04.37	DUB
Aust.Teams	7.19.0	Ken Roche Keith Wheeler Ralph Doubell Noel Clough		22.08.66 24.10.41 11.06.43 11.02.45 25.04.37	DUB
Aust.State Teams	7.20 0		QLD	6.03.82	BNE
Aust 20	7.39.5	Alan Ozolins M. Trinca S. Wheeler J. Earl	NSW	29.11.81	SYD
Aust 18	7.51.1	Simon Stainer Laurie Dalton Chris Sideridis Garry Nevin	VIC	17.02.85 16.01.69 23.02.68 29.09.68 3.10.67	MEL

4 x 1500 RELAY

World	14.38.8		FRG	17.08.77	CGN
C'wealth	14.40.4		NZ	22.08.73	OSL
Aus.Open All-comers	15.26.4	Paul Grinsted Peter Larkins John Birmingham Graham Crouch		7.03.76 21.08.57 22.06.54 24.06.51 11.01.48	MEL
Aus.Teams	15.26.4	Paul Grinsted Peter Larkins John Birmingham Graham Crouch		7.03.76 21.08.57 22.06.54 24.06.51 11.01.48	MEL
Aus.State Teams	15.26.4	Paul Grinsted Peter Larkins John Birmingham Graham Crouch	VIC	7.03.76 21.08.57 22.06.54 24.06.51 11.01.48	MEL

4 x 1500 RELAY (CONT'D)

Aus.20	16.01.70		NSW	4.12.83	SYD	
		Alex Law		11.02.64		
		Colin Dalton		10.04.66		
		Warwick Andrews		1.10.65		
		Phillip Patterson		2.12.64		
Aus. 18	16.36.39		NSW	7.12.85	SYD	
		Nigel Nixon		9.04.69		
		Mark Vassallo		15.08.68		
		Marco Zammarelli		20.02.70		
		Randolph Barel-Steinberg		30.04.68		

1500 METRE STEEPLE

Aus.18	4.17.5	Glen Young	SA	6.02.80	ADL	
--------	--------	------------	----	---------	-----	--

2000 METRES STEEPLE

Aus.20	5.38.6	Greg Dunsford	NSW	13.03.77	HBN	
Aus.18	5.50.7	Stuart Mee	NSW	21.12.83	SYD	10.11.66
Aus.16	6.08.89	Christopher White	NSW	20.10.85	SYD	29.12.69

3000 METRES STEEPLE

World	8.05.4	Henry Rono	KEN	13.05.78	STL	12.02.53
C'wealth	8.05.4	Henry Rono	KEN	13.05.78	STL	12.02.53
Aus.Open	8.21.0	Kip Rono	KEN	12.02.80	ADL	
Aus.Nat.	8.21.98	Kerry O'Brien	SA	4.07.70	BLN	17.04.46
Aus.20	8.38.9	Brendan Hewitt	SA	8.02.84	ADL	17.08.64

POLE VAULT

World	6.00	Sergey Bubka	USSR	13.07.85	PARIS	4.12.63
C'wealth	5.65	Keith Stock	ENG	7.07.81	STK	
Aus.Open	5.85	Sergy Bubka	USSR	5.10.85	CBN	4.12.63
Aus.Nat.	5.53	Don Baird	VIC	16.04.77	LG.BCH.	29.05.51
Aus.20	5.25	Steven Wilson	SA	20.03.86	ADL	31.01.68
Aus.18	4.81	Steven Wilson	SA	16.11.85	ADL	31.1.68
Aus.16	4.20	Adam Steinhardt	SA	2.03.85	ADL	5.12.69

LONG JUMP

World	8.90	Bob Beamon	USA	18.10.68	MEX	
C'wealth	8.27	Gary Honey	AUS	20.08.84	BUD	26.07.59
Aus.Open	8.20	Mike Conley	USA	5.10.85	CBN	5.10.62
Aus. Nat.	8.27	Gary Honey	VIC	20.08.84	BUD	26.07.59
Aus. 20	7.82	David Culbert	VIC	15.03.86	ADL	17.03.67
Aus.18	7.64	Equal Michael Morgan	VIC	11.12.83	ADL	30.07.66
	7.64	David Culbert	VIC	9.12.84	BNE	17.03.67
Aus.16	7.17	Lynten Johnson	QLD	9.3.86	HBN	31.05.70



OFFICIAL SUPPLIER TO THE AUSTRALIAN ATHLETIC UNION

TRIPLE JUMP

World	17.97	Willi Banks	USA	16.06.85	INDI	11.03.56
C'wealth	17.57	Keith Connor	ENG	5.06.82	UTAH	16.09.57
Aus. Open	17.58	Willi Banks	USA	4.10.85	CBN	11.03.56
Aus. Nat.	17.46	Ken Lorroway	ACT	7.08.82	LDN	6.02.56
Aus. 20	16.27	Ian Campbell	VIC	17.01.76	MEL	18.04.57
Aus. 18	15.40	Fred Holpen	QLD	13.01.74	BNE	
Aus. 16	13.92	Shane Casey	WA	14.12.85	PER	14.04.71

HIGH JUMP

World	2.41	Igor Paklin	USSR	4.09.85	KOBE	
C'wealth	2.32	Milton Ottey	CAN	4.06.82	PROVO	
Aus. Open	2.31	Equal Milton Ottey	CAN	7.10.82	BNE	
	2.31	Steven Wray	BAHAM	7.10.82	BRS	
	2.31	Patrik Sjoberg	SWED	6.10.85	CBN	5.01.65
Aus. Nat.	2.28	John Atkinson	QLD	31.03.84	MEL	29.10.63
Aus. 20	2.20	Michael Allen	WA	2.03.85	PER	13.10.85
Aus. 18	2.14	Equal David Hoyle	VIC	15.12.79	PER	23.12.63
	2.14	Michael Allen	WA	10.12.83	ADL	
Aus. 16	2.07	Andrew Rogers	SA	9.03.85	ADL	24.04.69

SHOT PUT

World	22.62	Ulf Timmermann	GDR	22.09.85	BLN	1.11.62
C'wealth	21.68	Geoff Capes	ENG	18.05.80	CUM	
Aus. Open	22.00	Ulf Timmermann	GDR	5.10.85	CBN	1.11.62
Aus. Nat.	18.89	Stuart Gyngell	NSW	21.03.85	MEL	25.11.63
Aus. 20	18.29	John Minns	VIC	20.03.86	MEL	31.05.67
Aus. 18	19.31	John Minns	VIC	30.03.84	MEL	31.05.67
Aus. 16	18.06	Werner Reiterer	VIC.	14.01.84	PER	27.01.68

DISCUS

World	71.86	Yuri Dumchev	USSR	20.05.83	MOS	
C'wealth	67.32	Rob Gray	CAN	30.04.84	TOR	
Aus. Open	69.08	Georgy Kolnootchenko	USSR	4.10.85	CBN	
Aus. Nat.	65.06	Wayne Martin	NSW	3.01.79	MEL	26.02.55
Aus. 20	60.12	Werner Reiterer	VIC.	21.12.85	MEL	27.01.68
Aus. 18	68.44	Werner Reiterer	VIC.	2.11.85	MEL	27.01.68
Aus. 16	69.48	Bently Laidler	WA	15.01.84	PER	15.06.68

JAVELIN

World	104.80	Uwe Hohn	GDR	20.07.84	E. BLN	
C'wealth	91.40	Ronald Bradstock	ENG	4.05.85	ARL	
Aus. Open	96.96	Uwe Hohn	GDR	6.10.85	CBN	
Aus. Nat.	82.84	Manfred Rohkamper	VIC	22.03.80	SYD	18.05.54
Aus. 20	78.22	David Dixon	SA	14.03.84	ADL	24.07.65
Aus. 18	74.26	David Dixon	SA	17.03.83	MEL	24.07.65
Aus. 16	67.72	Martin Hesse	NSW	16.10.83	SYD	2.09.68

GOLD COAST INTERNATIONAL MARATHON and HALF MARATHON Sunday 26/7/87



Incorporating Q.A.A. State and Queensland Veteran Marathon Championships. Come and run on the Gold Coast on the flat and fast marathon course. Within 25 metres of the beach at all times.
For information on the race contact:

Dusty Lewis,
PO Box 5251,
Gold Coast
Mail Exchange,
Queensland, 4217.
Ph: (075) 38-4680.

ROYAL PARADE TRAVELODGE

Where Australia's Top Athletes Stay

Rooms available from \$69.00 per night.
Family Apartments available on request.

For bookings phone
Melbourne 380-9221
441 Royal Parade,
Parkville, 3052.

SPORTSLINK Q'LD



Club and
Association
enquiries
invited for

**WARM UP AND
CLUB JACKETS,
TRACK SUITS,
SHIRTS, ETC.**

Office and Showroom

9 ARMYTAGE ST., LOTA, QLD, 4179

Factory
CNR. BAY TCE. & BERRIMA ST., WYNNUM,
QLD, 4178. TEL: (07) 393-3308, (07) 396-7026

Ipswich Grammar School

— Est. 1863

Boarding & First
Secondary School

Boarding & First
Secondary School



- A non-denominational school for boarders & day students, grades 8-12.
- Sciences, humanities, commercial and industrial subjects — first class staff and facilities.
- **Computer integrated curriculum, grades 8-12, word and data processing/programming, including typing skills.**
- Boarders — Meals are carefully planned with advice from a professional dietician. The health of the boys is supervised by highly trained, sympathetic nursing sisters — Matron is a permanent resident. Boarders are supervised by the Boarding Housemaster and staff who live on campus or adjacent thereto.
- Wide range of sports and extra curricular activities — Olympic pool, fully equipped gymnasium.
- **The advantage of an Ipswich Grammar education is evident by the numbers of students accepted into tertiary institutions and achieving career employment.**
- Country residents please note. Queensland and Australian Government allowance details available on application.
- **Inspection invited — prospectus and all enquiries — Headmaster's Secretary, Ph: (07) 281-3566.**
- Early application for 1988 or subsequent years essential —

HAMMER

World	86.34	Yuriy Sedykh	USSR	3.7.84	CORK	
C'wealth	77.54	Martin Girvan	NI	12.05.84	WOLV	
Aus. Open	82.12	Yuriy Tamm	USSR	5.10.85	CBN	
Aus. Nat.	75.90	Peter Farmer	NSW	14.08.79	VANVES	25.06.52
Aus. 20	67.82	Sean Carlin	SA	16.3.86	ADL	29.11.67
Aus. 18	75.08	Sean Carlin	SA	23.11.85	ADL	29.11.67
Aus. 16	67.70	Matthew Sandford	VIC	7.03.86	HBN	13.7.70

DECATHLON

World	8,798	Jurgen Hingsen	FRG	8/9.06.84	M'HEIM	
Equal	8,798	Daley Thomson	ENG	8/9.08.84	LA	
C'wealth	8,798	Daley Thompson	ENG	8/9.08.84	LA	
Aus. Open	8,410	Daley Thompson	ENG	4/5.10.82	BNE	
Aus. Nat.	7,931	Peter Hadfield	NSW	29/30.12.79	SYD	21.01.55
Aus. 20	7,264	Simon Shirley	QLD	22.6.85	BERK.	
Aus. 18	7,018	Michael Morgan	VIC	2/3.04.83	ADL	30.07.66

BEST ON RECORD12 HOURS 10 MAN TRACK RELAY

Aus. Open	242 km	447.5m	VIC	30.09.84	MEL
Aus. Nat.	242 km	447.5m	VIC	30.09.84	MEL

MARATHON

World	2.07.12	Carlos Lopez	POR	21.4.85	ROT	
Cwltb	2.07.50	Robert de Castella	ACT	22.04.86	BOS	27.2.57
Aus. Open	2.09.18	Robert de Castella	VIC	8.10.82	BNE	27.2.57
Aus. Nat.	2.07.50	Robert de Castella	ACT	22.4.86	BOS	27.2.57

8,000 METER ROAD WALK

Aus. 18	37.02.5	Nick A'Hern	NSW	26.05.85	BNE
---------	---------	-------------	-----	----------	-----

10,000 METER ROAD WALK

Aus. 20	47.03.4	Robert McFadden	SA	26.05.85	BNE
---------	---------	-----------------	----	----------	-----

20,000 METER ROAD WALK

Aus. Open	1.20.22.7	David Smith	VIC	18.12.83	MEL	24.07.55
Aus. Nat.	1.20.22.7	David Smith	VIC	18.12.83	MEL	24.07.55
Aus. 20	1.36.55	Robert McFadden	SA	11.08.85	HBN	

30,000 METRE ROAD WALK

Aus. Open	2.06.11	David Smith	VIC	16.02.86	MEL	24.07.55
Aus. Nat.	2.06.11	David Smith	VIC	16.02.86	MEL	25.07.55

50,000 METER ROAD WALK

Aus. Open	3.46.34	Willi Sawall	VIC	6.04.80	ADL	7.11.41
Aus. Nat.	3.46.34	Willi Sawall	VIC	6.04.80	ADL	7.11.41

WOMEN

100 METRES

World	10.76	Evelyn Ashford	USA	22.08.84	ZUR	
C'wealth	10.92	Merlene Ottey-Page	JAM	28.4.85	WAL	
Aus. Open	11.00 E	Angella Taylor	CAN	4.10.82	BNE	
Aus. Nat.	11.20 E	Raelene Boyle	VIC	15.10.68	MEX	24.06.51
Aus. 20	11.20 E	Raelene Boyle	VIC	15.10.68	MEX	24.06.51
Aus. 18	11.20 E	Raelene Boyle	VIC	15.10.68	MEX	24.06.51
Aus. 16	11.3 H	Debbie Wells	NSW	14.01.76	SYD	29.05.61

200 METRES

World	21.71	Marita Koch	GDR	10.06.79		
C'wealth	21.93	Merlene Ottey-Page	JAM	16.06.85	INDI	
Aus. Open	21.90	Marita Koch	GDR	4.10.85	CBN	
Aus. Nat.	22.35	Denise Boyd	VIC	23.03.80	SYD	15.12.52
Aus. 20	22.74	Raelene Boyle	VIC	18.10.68	MEX	24.06.51
Aus. 18	22.74	Raelene Boyle	VIC	18.10.68	MEX	24.06.51
Aus. 16	22.8	Debbie Wells	NSW	28.02.76	BNE	29.05.61

400 METRES

World	47.60	Marita Koch	GDR	6.10.85	CBN	18.02.57
C'wealth	49.42	Cathy Cook	ENG	6.08.84	LA	
Aus. Open	47.60	Marita Koch	GDR	6.10.85	CBN	18.02.57
Aus. Nat.	50.93	Debbie Flintoff	VIC	2.03.85	MEL	20.04.60
Aus. 20	52.7	Michelle Baumgartner	VIC	15.01.81	MEL	25.07.63
Aus. 20	52.90	Michelle Baumgartner	VIC	20.12.80	MEL	25.07.63
Aus. 18	52.7	Michelle Baumgartner	VIC	15.01.81	MEL	25.07.63
Aus. 16	54.68	Natasha Stenberg	NSW	9.03.86	HBN	25.07.63

800 METRES

World	1.53.28	J. Kratochvilova	TCH	26.07.83	MUN	
C'wealth	1.57.42	Kirsty McDermott	WALES	24.06.85	BEL	
Aus. Open	1.59.0	Charlene Rendina	VIC	28.02.76	MEL	18.12.47
Aus. Nat.	1.59.0	Charlene Rendina	VIC	28.02.76	MEL	18.12.47
Aus. 20	2.05.3	Margaret Reddish	WA	28.02.81	PER	
Aus. 18	2.05.3	Margaret Reddish	WA	28.02.81	PER	
Aus. 16	2.09.4	Jodie Nykvist	QLD	23.02.80	BNE	

1500 METRES

World	3.52.47	Tatyana Kazankina	USSR	13.08.80	ZUR	
C'wealth	3.59.96	Zola Budd	ENG	30.08.85	BRU	
Aus. Open	4.07.6	Greta Waitz	NOR	11.01.79	MEL	
Aus. Nat.	4.08.06	Jenny Orr	VIC	7.09.72	MUN	21.01.53
Aus. 20	4.08.06	Jenny Orr	VIC	7.09.72	MUN	21.01.53
Aus. 18	4.14.70	Sharon Dalton	NSW	27.06.85	OSL	2.12.67
Aus. 16	4.25.9	Jodie Nykvist	QLD	15.11.80	BNE	

1 MILE (= 1609.33 Metres)

World	4.16.71	Mary Slaney	USA	22.08.85		
C'wealth	4.17.57	Zola Budd	ENG	21.08.85	ZUR	
Aus. Open	4.32.9	Christine Boxer	ENG	15.10.82	ADL	
Aus. Nat.	4.29.28	Penny Just	NSW	28.07.85	OSL	1.03.57
Aus. 20	4.34.99	Sharon Dalton	NSW	18.06.85	B/ABY	2.12.67

2000 METRES - TRACK

Aus. Open	6-17.21	Michelle Adamson	QLD	27/1/86	NZ	
Aus. Nat.	6-17.21	Michelle Adamson	QLD	27/1/86	NZ	
Aus. 20	6-17.21	Michelle Adamson	QLD	27/1/86	NZ	
Aus. 18	6-17.21	Michelle Adamson	QLD	27/1/86	NZ	

3000 METRES - TRACK

World	8.22.62	Tatyana Kazankina	USSR	26.08.84	LEN	
C'wealth	8.28.83	Zola Budd	ENG	07.09.85	ROM	
Aus. Open	8.45.53	Anne Audain	NZ	4.10.83	BNE	
Aus. Nat.	8.44.1	Donna Gould	SA	13.07.84	ORE	10.06.66
Aus. 20	8.44.1	Donna Gould	SA	13.07.84	ORE	10.06.66
Aus. 18	8.58.5	Donna Gould	SA	22.03.84	MEL	10.06.66
Aus. 16	9.40.7	Katie Watts	QLD	8.12.85	BNE	7.02.72

5000 METRES - TRACK

World	14.48.07	Zola Budd	UK	26.08.85	LDN	
C'wealth	14.48.07	Zola Budd	ENG	26.08.85	LDN	
Aus. Open	16.00.0	Megan Sloane	VIC	15.01.85	MEL	28.11.53
Aus. Nat.	15.34.7	Lisa Martin	SA	1.06.85	ORE	12.05.60

10000 METRE - TRACK

World	30.59.42	Ingrid Kristiansen	NOR	27.07.85	OSL	
C'wealth	32.17.86	Lisa Martin	SA	27.07.85	OSL	12.05.60
Aus. Open	32.07.50	Aurora Cunha	PORT	5.10.85	CBN	31.05.59
Aus. Nat.	32.17.86	Lisa Martin	SA	27.07.85	OSL	12.05.60
Aus. 20	33.45.2	Donna Gould	SA	3.01.86	ADL	10.06.66

90 METRE HURDLES

Aus. 18	12.8	Jayne Beasley	WA	10.01.81	PER	25.01.66
Aus. 16	13.24	Prudence Elvey	NSW	10.12.83	ADL	16.01.69

100 METRE HURDLES

World	12.36	Grazyna Rabsztyń	POL	13.06.80	WAR	
C'wealth	12.87	Shirley Strong	ENG	24.08.83	ZUR	
Aus. Open	12.72	Cornelia Oschkenat	GDR	5.10.85	CBN	
Aus. Nat.	12.93	Pam Ryan	VIC	4.09.72	MUN	12.08.39
Aus. 20	13.74	Jayne Beasley	WA	4.09.82	BNE	25.01.66
Aus. 20	13.6H	Jayne Beasley	WA	4.03.82	PER	25.01.66
Aus. 18	13.74	Jayne Beasley	WA	4.09.82	BNE	25.01.66
Aus. 18	13.6H	Jayne Beasley	WA	4.12.82	PER	25.01.66


300 METRE HURDLES

Aus 16	42.80	Adrienne Rainbird	QLD	8.03.86	HBN	
--------	-------	-------------------	-----	---------	-----	--

400 METRE HURDLES

World	53.56	Sabine Busch	GDR	22.09.85	BER	
C'wealth	54.80	Debbie Flintoff	AUS	8.09.85	ROM	20.04.60
Aus. Open	54.28	Debbie Flintoff	VIC	16.03.86	ADL	
Aus. Nat.	54.28	Debbie Flintoff	VIC	16.03.86	ADL	20.04.60
Aus. 20	57.86	Sally Hamilton	WA	23.03.79	PER	
Aus. 18	57.86	Sally Hamilton	WA	23.03.79	PER	

**Dellinger Web.
So important we named
the shoe after it.**



#DF240

adidas 

THINKING

REAL ESTATE

SEE

**L.J.
HOOKER.**

SPECIALIZING

- INDUSTRIAL
- LEASING
- RESIDENTIAL
- AUCTIONS
- PROPERTY MANAGEMENT
- VALUATIONS

L.J.HOOKER

MELBOURNE

PHONE: 602-3444

**POSTERS
LETTERS
BUSINESS CARDS
ANNUAL REPORTS
MENUS FANDELLS
WEDDING INVITATIONS
MONTHLY PUBLICATIONS
INVOICES TICKET BOOKS
FULL COLOUR BROCHURES
STATEMENTS INDEX CARDS
ETC ETC ETC ETC ETC ETC**

**We print almost everything
under the sun!**

THE CAIRNS POST Commercial Printing

22-24 Abbott St. Cairns Q. 4870

Phone for a free quotation on
(070) 51 6666 exts. 207 & 223

1500 METRE TRACK WALK

Aus. Open	6.10.8	Sue Cook	ACT	21.01.84	CBN	23.04.58
Aus. Nat.	6.10.8	Sue Cook	ACT	21.01.84	CBN	23.04.58
Aus. 20	6.20.2	Gabrielle Blythe	VIC	8.11.80	MEL	10.03.63
Aus. 18	6.20.2	Gabrielle Blythe	VIC	8.02.86	GEE	9.03.69
Aus. 16	6.32.6	Anne Miller	VIC	5.02.78	MEL	26.01.63

3000 METRE TRACK WALK

Aus. Open	13.02.5	Sally Pierson	VIC	21.02.82	MEL	10.03.63
Aus. Nat.	13.02.5	Sally Pierson	VIC	21.02.82	MEL	10.03.63
Aus. 20	13.12.6	Gabrielle Blythe	VIC	6.01.86	MEL	9.03.69
Aus. 18	13.12.60	Gabrielle Blythe	VIC	6.01.86	MEL	9.03.69

5000 METRE TRACK WALK

World	21.36.2	Olga Krishtop	USSR	3.08.84	PENZA	
C'wealth	22.06.34	Sue Cook	AUS	3.03.84	MEL	23.04.58
Aus. Open	21.53.36	Kerry Saxby	NSW	12.02.86	MEL	2.06.61
Aus. Nat.	21.53.36	Kerry Saxby	NSW	12.02.86	MEL	2.06.61
Aus. 20	22.37.46	Gabrielle Blyth	VIC	16.02.86	MEL	9.03.69
Aus. 18	22.37.46	Gabrielle Blyth	VIC	16.02.86	MEL	9.03.69

10000 METRE TRACK WALK

World	45.39.5	Yan Hong	CHINA	13.05.84	COP	
C'wealth	46.42.6	Sue Cook	AUS	14.09.83	ADL	23.04.58
Aus. Open	46.42.6	Sue Cook	AUS	23.05.82	ADL	23.04.58
Aus. Nat.	45.47.0	Sue Cook	AUS	14.09.83	LEIC	23.04.58

*Query 10,000m Walk Sue Cook (Aus) 45;47.0 Leicester 14.9.83

1 HOUR TRACK WALK

Aus. Open	12,553.22	Sue Cook	ACT	29.06.85	MEL	23.04.58
Aus. Nat.	12,553.22	Sue Cook	ACT	29.06.85	MEL	23.04.58

4 x 100 RELAY

World	41.37		GDR	6.10.85	CANG	
		Marlies Gohr		21.03.58		
		Silke Gladisch		20.06.64		
		Ingrid Averswald		2.09.57		
		Sabine Rieger		6.11.63		
C'wealth	42.43		ENG	1.08.80	MOS	
Aus. Open	41.37		GDR	6.10.85	CBN	
All-comers		Marlies Gohr		21.03.58		
		Silke Gladisch		20.06.64		
		Ingrid Averswald		2.09.57		
		Sabine Rieger		6.11.63		
Aus.Teams	43.18		AUS TEAM	31.02.76	MONT	
Nat.		Barbara Wilson		5.05.52		
		Debbie Wells		29.05.61		
		Denise Robertson		15.12.52		
		Raelene Boyle		24.06.51		

4 X 100 METRES RELAY (CONT'D)

Aus. State Teams	44.61		VIC TEAM	23.03.80	SYD
Aus. 20	45.75	Robyn Strong Cathy Milburn Sally Dyer Joanne Schmidt	VIC	24.03.79	PER
Aus. 18	45.75	Robyn Strong Cathy Milburn Sally Dyer Joanne Schmidt	VIC	24.03.79	PER
Aus. 16	47.95	Sharon Kirsopp Julie Bridges Lainey Harrison Diane Cambridge	VIC	16.03.85 2.09.69 30.04.69 11.04.69 21.06.69	BNE

4 x 200 RELAY

World	1.28.15		GDR	9.08.80	JENA
C'wealth	1.31.57		ENG	20.08.77	LDN
Aus. Open All-comers	1.32.6	Denise Robertson S. Jowett Barbara Wilson Raelene Boyle		25.01.76 15.12.52 5.05.52 24.06.51	BNE
Aus. Teams Nat.	1.32.6	Denise Robertson S. Jowett Barbara Wilson Raelene Boyle		25.01.76 15.12.52 5.05.52 24.06.51	BNE
Aus.State Teams	1.37.3	Debbie Flintoff Nicole Webb Linley Longstaff Christine Sharp	VIC	20.01.85 20.04.60 31.12.61 21.03.59 18.12.62	MEL
Aus.20	1.43.5	Kerrie Baumgartner Lisa O'Connell Nicole Webster Bronwyn Roberts	VIC	18.12.83 12.10.67 3.12.66 19.08.68 29.12.67	MEL
Aus. 18	1.42.9	Kerrie Baumgartner Lisa O'Connell Nicole Webster Bronwyn Roberts	VIC	20.01.85 12.10.67 3.12.66 19.08.68 29.12.67	MEL

4 x 400 RELAY

World	3.15.92		GDR	3.06.84	ERFURT
C'wealth	3.21.21		CAN	11.08.84	LA
Aust.Open All-comers	3.19.49	Dagmar Neubaer, Sabine Busch, Kirsten Emmelmann, Marita Koch	GDR	4.10.85	CBN
Aus.Teams Nat.	3.25.56	AUS TEAM Judy Canty (V) Beth Nail (WA) Verna Burnard (SA) Charlene Rendina (V)	1976	31.07.76 9.12.50 24.03.56 19.08.56 18.12.47	MONT
Aus.State Teams	3.31.35	VIC TEAM Debbie Tomsett Sharon Stewart Bronwyn Fleming Debbie Flintoff		16.03.86	ADL
Aus.20	3.40.29	Marianne Hardstaff Gail Millar Robyn Farrelly Sandra Speers	TAS	18.03.83	MEL
Aus.18	3.42.47	M. Babbage S. Alton G. Hall M. Maroney	NSW	21.03.82	BNE
Aus.16	3.45.47	Lisa Phillis Jody West Natasha Stenberg Sophie Scamps	NSW	7.03.86	HBN

4 x 800 RELAY

World	7.50.17		USSR	5.08.84	MOS
C'wealth	8.23.8		ENG	2.10.71	PAR
Aus. Open All-comers	9.03.5	Maxine Corcoran Anne Leaney Margaret Leaney Janine Higham		18.12.83 22.09.54 16.04.65 24.05.67	MEL
Aus.Teams Nat.	8.45.54	Cheryl Attenborough Helen Pynor Julie Schwass Stacey Quitzau	NSW	7.12.85	SYD

ASAKUSA

JAPANESE RESTAURANT

Fully Licensed.



Upstairs, Green Square
Jardine Street, Kingston A.C.T.
Ph: 95 3608

日本料理

YEA MOTEL

9 LUXURY UNITS
IN GARDEN SETTING
BBQ AREA
SWIMMING POOL

PHONE: 97-2660

24 hours, 7 days a week

8 MILLER ST., YEA
(opposite Caravan Park)

CARAVANNA CARAVAN PARK

443 Wagga Rd., Lavington,
Albury. Ph: 25-1489

SHADY SITES — ALL POWERED
CENTRALLY LOCATED TO ALBURY
SELF-CONTAINED MOBILES,
UNITS & CARAVANS AVAILABLE
DRIVE-THROUGH SITES.
PERMANENT SITES AVAILABLE
22 OVERNIGHT VANS

also

TOURIST HAVEN CARAVAN PARK

481 Wagga Road, Lavington,
Albury. Ph: 25-1619
15 OVERNIGHT VANS

BREWERY TAP HOTEL MOTEL

Dick & Margaret Shirley & family

MELBOURNE ROAD, WARRENHEIP,
BALLARAT PH: 34-7201

(4km Melbourne side of Ballarat)



- 15 SELF-CONTAINED UNITS
- COLOUR T.V.
- SWIMMING POOL
- AIR CONDITIONING
- DINING ROOM FACILITIES
- HEATING
- COUNTER MEALS SEVEN DAYS A WEEK
- MODERATE TARIFFS



Aust.State Teams	8.45.54	NSW Cheryl Attenborough Helen Pynor Julie Schwass Stacey Quitzau	7.12.85	SYD
---------------------	---------	--	---------	-----

Aust.20	9.07.4	Lisa O'Connell Nicole Webster Lisa Bull Kerry Baumgartner	VIC 3.12.66 19.08.63 19.03.65 12.10.67	5.03.83
---------	--------	--	--	---------

LONG JUMP

World	7.44	Heike Dreschler	GDR	22.09.85	BLN	16.12.64
C'Wealth	6.90	Bev Kinch	ENG	14.08.83	HEL	
Aus.Open	7.27	Heike Dreschler	GDR	6.10.85	CBN	16.12.64
Aus. Nat.	6.86	Robyn Lorraway	ACT	23.02.86	CBN	20.07.61
Aus. 20	6.55	Nicole Boegman	NSW	16.10.83	SYD	6.03.67
Aus. 18	6.55	Nicole Boegman	NSW	16.10.83	SYD	6.03.67
Aus. 16	5.96	Selena Morice	QLD	9.12.83	ADL	

HIGH JUMP

World	2.07	L. Andonova	BUL	20.07.84	E. BLN	
C'Wealth	1.98	Debbie Brill	CAN	2.09.84	RIETI	
Aus.Open	2.00	S. Kostandinova	BUL	4.10.85	CBN	
Aus. Nat.	1.96	Christine Stanton	WA	26.01.85	ADI	12.12.59
Aus. 20	1.88	Chris Annison	WA	9.12.77	ADL	
Aus. 18	1.88	Chris Annison	WA	9.12.77	ADL	
Aus. 16 =	1.86	Leah Cranston	QLD	16.02.86	BNE	25.02.70
=	1.86	Gai Kapernick	QLD	16.02.86	BNE	20.09.70

SHOT PUT

World	22.53	Natalya Lisovskaya	USSR	26.05.84	SOCHI	
C'Wealth	19.74	Gael Martin	AUS	14.07.84	BERK	27.08.56
Aus.Open	20.69	Natalya Lisovskaya	USSR	4.10.85	BLN	
Aus. Nat.	19.74	Gael Martin	VIC	14.07.84	BERK	27.08.56
Aus. 20	15.31	Sue Reinwald	VIC	5.03.83	MEL	28.05.63
Aus. 18	14.54	Astra Vitols	VIC	15.01.77	MEL	19.02.60
Aus. 16	14.45	Yvette Ykema	VIC	13.10.84	GEEL	3.05.69

DISCUS (ALL AGES USE 1 KG)

World	74.56	Zdenka Silhava	CZECH	26.08.84	NITRA	
C'Wealth	67.48	Margaret Ritchie	SCO	26.04.81	CAL	
Aus. Open	69.78	Martina Opitz	GDR	6.10.85	CBN	12.12.60
Aus. Nat.	63.00	Gael Mulhall	VIC	11.01.79	MEL	27.08.56
Aus. 20	51.48	Gael Mulhall	VIC	5.12.74	MEL	27.08.56
Aus. 18	51.48	Gael Mulhall	VIC	5.12.74	MEL	27.08.56
Aus. 16	50.54	Yvette Ykema	VIC	23.02.85	GEEL	3.05.69

JAVELIN (ALL AGES USE 600 GMS)

World	75.40	Petra Felke	GDR	4.06.85	SCHW	30.07.59
C'Wealth	73.58	Tessa Sanderson	ENG	26.06.83	EDIN	
Aus. Open	71.48	Petra Felke	GDR	28.09.85	SYD	
Aus. Nat.	69.28	Petra Rivers	VIC	20.03.82	BNE	11.12.52
Aus. 20	61.76	Petra Rivers	VIC	17.10.70	MEL	11.12.52
Aus. 18	61.76	Petra Rivers	VIC	17.10.70	MEL	11.12.52
Aus. 16	44.80	Janne Ware	TAS	2.03.86	HBN	

HEPTATHLON - OLD TABLES (PRE 1985)

World	6,867	Sabine Paetz	GDR	5/6.05.84	POTSDAM	
C'wealth	6,390	Glynis Nunn	AUS	3/4.08.84	LA	4.12.60
Aus. Open	6,282	Glynis Nunn	SA	3/4.10.82	BNE	4.12.60
Aus. Nat.	6,390	Glynis Nunn	SA	3/4.08.84	LA	4.12.60
Aus. 20	5,650	S. Jaklofsky-Smith	QLD	23/24.02.85	BNE	30.09.68
Aus. 18	5,650	S. Jaklofsky-Smith	QLD	23/24.02.85	BNE	30.09.68
Aus. 16	5,446	Kylie Coombe	QLD	29/30.01.83	BNE	22.12.67

BEST ON RECORD

ROAD MARATHON

World	2.21.06	Ingrid Kristiansen	NOR	22.04.85	LDN	
C'wealth	2.25.28.7	Alison Roe	NZ	25.10.81	NY	
Aus. Open	2.35.05	Lisa Martin	SA	8.09.84	CBN	12.05.60
Aus. Nat.	2.27.40	Lisa Martin	SA	21.10.84	CHG	12.05.60

8,000 METRES ROAD WALK

Aus. 18	42.04.1	Carolyn Vanstan	VIC	26.05.86	BNE	
---------	---------	-----------------	-----	----------	-----	--

10,000 METRE ROAD WALK

Aus. Open	48.49.4	Kerry Saxby	NSW	25.05.86	BNE	
Aus. Nat	48.49.4	Kerry Saxby	NSW	25.05.86	BNE	
Aus. 20	53.43	Lisa Harrison	NSW	11.08.86	HBN	

20,000 METRE ROAD WALK

Aus. Open	1.41.07	Kerry Saxby	NSW	11.08.86	HBN	
Aus. Nat	1.41.07	Kerry Saxby	NSW	11.08.86	HBN	

Athletics Towards 2000



AUSTRALIAN RECORDS SUPERSEDED

Since the publication of the 1985 edition of this Almanac, the following performances have been adopted as Australian records, but have since been superseded by better marks:

MEN

One Mile	N	3-52.21	Michael Hillardt (VIC)	21/8/85	Zurich
<u>Best on Record</u>					
30K Road Walk		2-05.59	David Smith (VIC)	10/5/86	Canberra

MEN UNDER 20

Long Jump	7.72	David Culbert (VIC)	13/2/86	Melbourne
Pole Vault	5.05	Simon Arkell (SA)	18/1/86	Adelaide
Pole Vault	5.15	Steven Wilson (SA)	8/2/86	Adelaide
Discus	56.36	Werner Reiterer (VIC)	26/10/85	Melbourne
Discus	56.62	Werner Reiterer (VIC)	9/11/85	Melbourne
Discus	57.70	Werner Reiterer (VIC)	14/12/85	Melbourne
Shot Put	17.13	John Minns (VIC)	5/12/85	Melbourne
Shot Put	17.69	John Minns (VIC)	2/3/86	Geelong
Shot Put	17.75	John Minns (VIC)	9/3/86	Adelaide
Shot Put	17.83	John Minns (VIC)	15/3/86	Adelaide
Shot Put	17.85	John Minns (VIC)	16/3/86	Adelaide
Hammer	64.18	Sean Carlin (SA)	18/1/86	Auckland
Hammer	66.22	Sean Carlin (SA)	1/3/86	Adelaide
Hammer	67.16	Sean Carlin (SA)	9/3/86	Sydney
Hammer	67.82	Sean Carlin (SA)	16/3/86	Adelaide

MEN UNDER 18

Discus	57.12	Werner Reiterer (VIC)	5/12/85	Melbourne
Hammer	73.08	Sean Carlin (SA)	17/3/85	Brisbane

MEN UNDER 16

800 metres	1-56.56	Jason Dunn (ACT)	15/2/86	Canberra
800 metres	1-56.20	Simon Hull (NSW)	22/2/86	Canberra
3000 Metres	8-50.58	Stephen Tunnicliffe (QLD)	17/3/85	Brisbane
Long Jump	6.74	Lynten Johnson (QLD)	23/11/85	Brisbane
Triple Jump	13.80	Greg Gorman (NSW)	16/3/85	Brisbane
Pole Vault	4.10m	Adam Steinhardt (SA)	17/2/85	Adelaide
Hammer	59.78	Matthew Sandford (VIC)	3/11/85	Melbourne
Hammer	62.42	Matthew Sandford (VIC)	28/1/86	Melbourne

WOMEN

2000 metres	O & N	6-23.2	Jacqueline Smith (ACT)	19/10/85	Canberra
400M Hurdles	N	54.87	Debbie Flintoff (VIC)	24/8/85	Berlin
400m Hurdles	N	54.80	Debbie Flintoff (VIC)	8/9/85	Rome
400m Hurdles	O & N	54.43	Debbie Flintoff (VIC)	23/2/86	Melbourne
One Mile	N	4-33.40	Penny Just (NSW)	18/6/85	Br. Columb.
Long Jump	N	6.80m	Robyn Lorroway (ACT)	6/10/85	Canberra

WOMEN UNDER 20

2000 metres		6-40.33	Lindy-Jane Trezise (VIC)	18/1/86	Melbourne
3000m Walk		13-35.7	Gabrielle Blythe (VIC)	14/11/85	Melbourne
3000m Walk		13-27.9	Gabrielle Blythe (VIC)	1/12/85	Melbourne
5000m Walk		23-31.8	Gabrielle Blythe (VIC)	11/1/86	Melbourne

WOMEN UNDER 18

2000 Metres		6-40.23	Lindy-Jane Trezise (VIC)	18/1/86	Melbourne
3000m Walk		13-35.7	Gabrielle Blythe (VIC)	14/11/85	Melbourne
3000m Walk		13-27.9	Gabrielle Blythe (VIC)	1/12/85	Melbourne
5000m Walk		23-41.4	Gabrielle Blythe (VIC)	26/11/85	Melbourne

WOMEN UNDER 16

Javelin Throw		44.12	Gabrielle Prenter (TAS)	23/11/85	Hobart
Javelin Throw		44.44	Janne Ware (TAS)	7/3/86	Hobart

**DAVEYPLACE
HOLIDAY
TOWN HOUSES**

326 Davey St, Hobart

Modern Self Contained
Units, Walk to City,
Casino & Uni.

Fully Furnished &
Linen Supplied

Bookings 326 Davey St,
Sandy Bay Phone (002) 25 3984

**EMU MOTEL
PTY LTD**

WATERFRONT,
LICENSED RESTAURANT
ALL GROUND FLOOR
ACCOMMODATION
FAMILY SUITES

12 Bass Hwy,
Wivenhoe Burnie.
(004) 31 2466



Final of 1500 metres, Michael Hillardt (111) (Vic), Peter Bourke (Vic), Pat Scammell (Vic).
Photo: Courtesy Don McLennan.

NEW HYPOTONIC GLUCOSE-ELECTROLYTE DRINK

In trials on athletes under controlled environments conducted by the University of Western Australia's Dept. of Human Movement and Recreation Studies, it was found that PROLIFT has considerable benefits to athletes including, when injected during exercise, a dramatic lowering effect on the heart rate from 155 to 135 within 2 minutes compared with water at 155 to 147 within 2 minutes. Another benefit found in the research was, better maintenance of blood volume.

Plasma volume changes were relatively large with PROLIFT, showing an initial increase after the first drink followed by a decrease during performance and a restorative increase after a recovery drink of PROLIFT.

The experiments were performed in a climate chamber set at 32°C and a relative humidity of 60%. Subjects, 15 men over the age of 18 who acted as their own controls and were subject to PROLIFT and water treatments. Exercise time was 30 minutes with work load increased from 8km per hour to 13km per hour on a treadmill, once the top speed was reached the grade was initially increased

2%, then in increments of 1% for each additional minute the test was continued.

With PROLIFT, better maintenance of blood volume, plasma volume, plasma sodium and potassium, resulted in little body weight loss. All subjects expressed their preference for PROLIFT over water, because of the pleasant taste it was readily consumed. The tests showed that PROLIFT has its main use as a before work Hyperhydration agent and after work rehydration agent for races of less than 1 hour and should be used throughout for races of a duration exceeding 1 hour.

Because of its pleasant taste and physiological effects PROLIFT should be used by sports people to ensure the consumption of a more adequate, effective fluid and glucogen replacement factor.

Research Team Members

Dr. Alan R. Morton, Associate Professor; Dr. Andrew Wilson, Senior Lecturer in Anthropology; and Human Biology and Physician (Sub-Dean of Medicine) Mr. G. Barnes, Research Fellow.

PERFORMANCES OF AUSTRALIAN ATHLETES IN INTERNATIONAL COMPETITION

U20 TEAM TOUR - U.S.A. AND CANADA,
27th April to 4th May, 1985

Mt. Sac Relays, 27th April, 1985

WOMEN

S. Priestly	1st	19ft.1-1/4in.	Long Jump
M. Gabbedy	1st	44.2	300m Hurdles
K. Wood		4-36.01	1500 metres

MEN

S. Arkell	1st	15ft	Pole Vault
R. Jarmyn	6th	14ft	Pole Vault
A. Bond	2nd	48.47	400 metres
W. Hamilton	3rd	22.32	200 metres
AUSTRALIAN TEAM	4th	3-20.5	4 x 400m Relay

Johnny Mathis Meet, 3rd & 4th May, 1985

WOMEN

S. Priestley	5th	12.3 (heat 1)	100 metres
K. Wood	1st	9-30.0 (heat 1)	3000 metres
S. Priestley	1st	19ft.2-3/4in	Long Jump
V. Foard	2nd	17ft.11-3/4in	Long Jump
C. Harvey	1st	147ft.9in	Javelin Throw
A. Broadway	8th	126ft.6in	Javelin Throw

MEN

A. Westaway	1st	3-55.4 (heat 3)	1500 metres
A. Bond	5th	48.9 (heat 1)	400 metres
G. Vidler	6th	51.1 (heat 2)	400 metres
W. Hamilton	1st	10.7 (heat 4)	100 metres
A. Westaway	1st	1-53.7 (heat 1)	800 metres

Team Management

Manager: Phyll Roberts
Coach Co-ordinator: Tony Benson

MULTI-EVENTS COMPETITION, SHANGHAI CHINA
4th-8th June, 1985

4th-5th June, 1985

MEN

Peter Fossey	6th	7056 points	Decathlon
Stuart Andrews		6220 points	Decathlon

7th-8th June, 1985

WOMEN

Jodie Hammond	4872 points	Heptathlon
Sharon Jaklofsky	DNF	Heptathlon

Team Management

Manager: Merv Kemp

PACIFIC CONFERENCE GAMES, BERKELEY, U.S.A.
22nd & 23rd June, 1985

MEN

Clayton Kearney	5th	10.70 (10.68H)	100 metres
Robert Stone	7th	10.78 (10.77H)	100 metres
Clayton Kearney	4th	21.48 (21.39H)	200 metres
Robert Stone	5th	21.49 (21.52H)	200 metres
Miles Murphy	5th	46.91	400 metres
Peter Bourke	4th	1-47.70	800 metres
Paul Schneider	5th	1-48.17	800 metres
Peter Bourke	2nd	3-45.13	1500 metres
Andrew Lloyd	5th	14-24.83	5000 metres
Don Wright	4th	13.8	110m Hurdles
John Caliguri	5th	14.1	110m Hurdles
Dale Horrobin	6th	51.5	400m Hurdles
Ken Gordon	7th	51.6	400m Hurdles
Wayne Dyer	6th	9-05.13	3000m Steeplechase
Australian Team	2nd	40.28	4 x 100m Relay
Australian Team	3rd	3-09.80	4 x 400m Relay
Michael Allen	7th	2.10	High Jump
John Knight	8th	2.05	High Jump
Neil Honey	2nd	5.20	Pole Vault
David Culbert	5th	7.38	Long Jump
Michael Morgan	6th	7.29	Long Jump
Matthew Sweeney	3rd	15.81	Triple Jump
Peter Beames	6th	15.06	Triple Jump
Paul Nandaki	3rd	57.98	Discus
Werner Reiterer	6th	50.46	Discus
Hans Lotz	2nd	68.24	Hammer
Joseph Quigley	3rd	67.52	Hammer
James Highland	7th	72.04	Javelin
Simon Shirley	5th	7264	Decathlon

WOMEN

Jenny Flaherty	5th	12.00 (12.11H)	100 metres
Kerry Johnson	7th	12.19 (12.08H)	100 metres
Maree Chapman	2nd	23.59	200 metres
Jenny Flaherty	5th	24.27	200 metres
Maree Chapman	2nd	51.72 (53.42H)	400 metres
Sharon Stewart	6th	54.05 (55.21H)	400 metres
Bronwyn Fleming	3rd	2-04.15	800 metres
Gail Millar	5th	2-05.85	800 metres
Penny Just	3rd	4-14.77	1500 metres
Sharon Dalton	4th	4-16.19	1500 metres
Sharon Dalton	1st	9-06.53	3000 metres
Jacquie Perkins	5th	9-29.99	3000 metres
Debra Tompsett	5th	58.95	400m Hurdles
Australian Team	3rd	45.00	4 x 100m Relay
Australian Team	2nd	3-33.40	4 x 400m Relay
Deanne Bopf	1st	1.90	High Jump
Sharon Barker	5th	1.84	High Jump
Nicole Boegman	4th	6.23	Long Jump
Linda Gorden	6th	5.92	Long Jump
Gael Martin	2nd	16.05	Shot Putt
Sue Reinwald	3rd	15.68	Shot Putt
Sue Reinwald	2nd	57.30	Discus
Gael Martin	4th	53.36	Discus
Jeanette Kieboom	5th	52.70	Javelin
Jocelyn Millar			
-Cubit	1st	5838	Heptathlon
Jane Fleming	DNF	4877 (6 events)	Heptathlon

Team Management

Manager:	Miss Lorraine Morgan
Assistant Manager:	Jim Shrimpton
Coach Co-ordinator:	Norm Osborne
Coach	Graham Boase
Physiotherapist	Mrs. Valda Shanton

ESCHBORNE/LUGARNO CUPS FOR WALKING, ISLE OF MAN, UK,
28th-29th September, 1985

W. Sawall	11th	4-6.38 (35 pts)	50 kilometres
I. Fay	33rd	4-29.16 (14 pts)	50 kilometres
H. Summers	42nd	4-56.58 (10 pts)	50 kilometres
W. Dyer		Disq.	50 kilometres

Final Points

Australian Team	10th	59 points
-----------------	------	-----------

S. Baker	12th	1-25.32 (35 pts)	20 kilometres
A. Jachno	27th	1-29.0 (22 pts)	20 Kilometres
M. Harvey	51st	1-39.3 (8 pts)	20 kilometres
D. Smith		Disq.	20 kilometres

Final Points

Australian Team	8th	65 points
-----------------	-----	-----------

Final Team Position

Australian Team	9th	124 points
-----------------	-----	------------

Eschborn Cup

K. Saxby	10th	47-11 (29 pts)	10 Kilometres
S. Cook	14th	48-17 (25 pts)	10 kilometres
L. Jachno	26th	50-6 (13 pts)	10 Kilometres
S. Narbey	31st	51-3	10 Kilometres

Final Points

Australian Team	4th	67 points.
-----------------	-----	------------

Team Management

Manager:	Craig Hilliard
Assistant Manager/Judge:	Ray Smith
Physiotherapist:	Dorothy Harris



WORLD CUP IV ATHLETICS, CANBERRA, 4th-6th October, 1985

MEN

Gerard Keeting	5th	10.22	100 metres
Darren Clark	3rd	20.78	200 metres
Darren Clark	4th	45.12	400 metres
Mike Hillardt	5th	3-42.65	1500 metres
Don Wright	4th	13.79	110m Hurdles
John Atkinson	8th	2.10	High Jump
Neil Honey	6th	4.70	Pole Vault
Gary Honey	4th	7.98	Long Jump
Peter Beames	8th	16.12	Triple Jump
Wayne Barber	8th	16.15	Shot Put
Paul Nandapi	6th	58.84	Discus Throw
Hans Lotz	6th	67.30	Hammer Throw
Oceania Team	6th	39.35	4 x 100m Relay
Oceania Team	3rd	3-01.35	4 x 400m Relay

WOMEN

Jenny Flaherty	6th	11.79	100 metres
Maree Chapman	6th	23.71	200 metres
Debbie Flintoff	6th	51.57	400 metres
Wendy Old	7th	2-05.36	800 metres
Sharon Dalton	4th	9-27.34	3000 metres
Lisa Martin	8th	dnf	10000 metres
Glynis Nunn	5th	13.25	100m Hurdles
Debbie Flintoff	3rd	55.34	400m Hurdles
Christine Stanton	5th	1.88	High Jump
Robyn Lorroway	4th	6.80	Long Jump
Gael Martin	4th	18.04	Shot Put
Sue Reinwald	7th	53.92	Discus Throw
Sue Howland	4th	63.58	Javelin Throw
Oceania Team		Disq.	4 x 400m Relay
Oceania Team	6th	3-35.93	4 x 400m Relay

FINAL POINTS:

OCEANIA TEAM - MEN	65.0
OCEANIA TEAM - WOMEN	52.0

IAAF WORLD 15KM ROAD RACE CHAMPIONSHIP FOR WOMEN, GATESHEAD, UK, 2nd November, 1985

Donna Gould	6th	50.42	Teams
Megan Sloane	38th	53.18	Australia - 7th
Jenny Lund	51st	54.20	
Jenny Walker	56st	54.58	

Team Management

Manager: Lois Appleby



**For peace
and quiet
that's close
to
everything**

The SHERATON offers first class accommodation in a superb location that's quiet and yet very convenient.

- ★ Facing the magnificent Treasury Gardens.
- ★ Only a minute's stroll from the fashionable Paris End of Collins Street with its exclusive boutiques, restaurants and sidewalk cafes.
- ★ The best of Melbourne's Live Theatres within easy walking distance as are the large department stores.
- ★ Every suite has its own TV, radio, refrigerator, tea and coffee making facilities, automatic dial-out telephones.
- ★ All rooms airconditioned.
- ★ 24-hour room service.
- ★ Undercover car park.
- ★ Wedding and business conventions catered for.

Call now: (03) 63-9961

Toll Free Reservations: (008) 33-1116

GREENSBOROUGH
Camera
Centre

(L.S. & E.M. TABUTEAU)

**NEW & USED CAMERAS
ENLARGERS—PROJECTORS
ACCESSORIES
COMPLETE REPAIR SERVICE
ALL FILMS PROCESSED**

435 2332

**77 GRIMSHAW STREET
GREENSBOROUGH**

OVAL MOTEL
194 Barnard St. Bendigo
Phone 43 7211

Your Hosts Frank & Sue Hill

**CLOSE TO CITY
CENTRE, HOSPITALS
& SPORTING GROUNDS**

Opp. Aquatic Centre & Parklands.

**ALL MODERN
FACILITES.**

**"NELLY'S NOOK" —
B.Y.O. RESTAURANT
ROOM SERVICE**

A BUDGET MOTEL

**CURTAIN FABRICATORS
DIAN THOMPSON**

Warehouse and Showroom

**134 CHARLES STREET,
FOOTSCRAY, VIC, 3011**



*Medallions *Trophies *Ribbons
*Flashes *Pennants *Engraving
*Screen Printing

Tel. Allan Cooper 689 3251 (AN 316 1796)
VICTORIAN TROPHY DISTRIBUTORS PTY LTD
134 Charles St, Footscray, 3011

AUSTRALIAN SCHOOLS' TEAM TOUR TO N.Z., 18th-26th January, 1986

18th January, 1986

MEN

C. Topperwein	2nd	13-18.52	3000m Walk
L. Cramer	3rd	13-41.26	3000m Walk
D. Murphy	1st	54.26	400m Hurdles
G. Sayer	3rd	56.07	400m Hurdles
S. Carlin (7.25)	1st	64.18	Hammer
B. Laidler	6th	45.58	Hammer
M. Garner	1st	10.86	100 metres
T. Bennett	2nd	11.00	100 metres
J. White	2nd	64.22	Javelin
P. Ryan	4th	54.60	Javelin
A. Rogers	1st	2.07	High Jump
P. Henderson	3rd	2.01	High Jump
P. Reddan	5th	3-57.09	1500 metres
P. Mapstone	7th	4-11.62	1500 metres
M. Garner	1st	21.48	200 metres
T. Bennett	2nd	21.82	200 metres
B. Laidler	1st	17.68	Shot Putt
S. Carlin	3rd	15.52	Shot Putt
D. Murphy	1st	14.92	110m Hurdles
P. Henderson	4th	15.45	110m Hurdles
G. Sayer	6th	16.33	110m Hurdles
A. Wilson	1st	4.80	Pole Vault
A. Steinhart	2nd	4.10	Pole Vault
S. Carlin	1st	60.50	Discus
B. Laidler	2nd	56.42	Discus
J. Paini	1st	48.12	400 metres
C. Orr	3rd	48.42	400 metres
J. Bessell	4th	48.61	400 metres
P. Mapstone	7th	51.09	400 metres
P. Woods	3rd	5-55.77	2000m Steeple
S. Walsh	4th	6-13.00	2000m Steeple
B. Jones	5th	6-14.48	2000m Steeple
D. Hosking	1st	7.21	Long Jump
A. Roper	3rd	7.03	Long Jump
C. Harvey	4th	6.90	Long Jump
AUSTRALIA A TEAM	1st	42.83	4 x 100m Relay
AUSTRALIA B TEAM	4th	44.43	4 x 100m Relay

18th January, 1986

WOMEN

Y. French	1st	13.32	Shot Putt
Y. Ykema	2nd	13.14	Shot Putt
R. Lloyd	2nd	62.20	400m Hurdles
K. Wilson	1st	11.95	100 metres
M. Gainsford	2nd	12.19	100 metres
D. Browne	3rd	12.19	100 metres
A. Luchette	4th	4-34.97	1500 metres
M. Adamson	6th	4-38.61	1500 metres
L. Bradshaw	7th	4-41.32	1500 metres

18th January, 1986WOMEN (CONT'D)

Y. Ykema	1st	44.90	Discus
V. French	2nd	41.58	Discus
M. Gainsford	1st	24.56	200 metres
D. Browne	2nd	25.16	200 metres
P. Atkinson	1st	43.72	Javelin
L. McPaul	4th	33.70	Javelin
K. Wilson	1st	5.95	Long Jump
T. O'Byrne	3rd	5.78	Long Jump
J. Hotchin	2nd	14.50	100m Hurdles
K. Wilson	3rd	14.59	100m Hurdles
G. Kapernick	2nd	1.80	High Jump
C. Hurst	3rd	1.80	High Jump
L. McPaul	4th	1.75	High Jump
S. Scamps	1st	56.31	400 metres
M. O'Rourke	4th	57.50	400 metres
G. Blythe	1st	8-55.45	2000m Walk
A. Narbey	2nd	9-49.79	2000m Walk
AUSTRALIA A TEAM	1st	47.44	4 x 100m Relay

DAY 1 POINTS TOTAL:

AUSTRALIAN TEAM 170

26th January, 1986MEN

D. Murphy	2nd	56.48	400m Hurdles
G. Sayer	3rd	57.16	400m Hurdles
C. Topperwein	1st	23-24.54	Track Walk
M. Garner	1st	10.91	100 metres
T. Bennett	4th	11.06	100 metres
J. Bessell	2nd	48.81	400 metres
J. Paini	3rd	49.63	400 metres
D. Murphy	5th	15.15	110m Hurdles
C. Orr	1st	1-52.19	800 metres
P. Mapstone	5th	1-55.25	800 metres
M. Garner	1st	21.48	200 metres
T. Bennett	3rd	21.96	200 metres
P. Redden	6th	8-44.25	3000 metres
B. Jones	8th	9-00.21	3000 metres
AUSTRALIAN TEAM	1st	3-19.64	4 x 400m Relay
S. Carlin	1st	60.96	Discus
B. Laidler	2nd	58.82	Discus
S. Kupers	1st	14.52	Triple Jump
T. Barnes	2nd	14.39	Triple Jump
S. Carlin	2nd	60.80	Hammer
B. Laidler	3rd	14.92	Shot Putt
S. Carlin	4th	14.78	Shot Putt
D. Hosking	1st	7.23	Long Jump
C. Harvey	4th	6.84	Long Jump
A. Rogers	3rd	1.98	High Jump
P. Henderson	4th	1.98	High Jump
S. Wilson	5th	1.90	High Jump
A. Steinhardt	7th	1.70	High Jump
S. Wilson	1st	4.60	Pole Vault

26th January, 1986

WOMEN

K. Wilson	1st	11.98	100 metres
D. Brown	3rd	12.23	100 metres
S. Scamps	1st	56.67	400 metres
G. Blythe	2nd	23-35.55	Track Walk
A. Narbey	4th	24-41.60	Track Walk
K. Wilson	1st	14.43	100m Hurdles
J. Hotchin	4th	15.18	100m Hurdles
A. Luchetti	1st	2-12.69	800 metres
M. O'Rourke	2nd	2-12.99	800 metres
J. Douglas	3rd	2-14.52	800 metres
M. Gainsford	1st	24.28	200 metres
D. Browne	2nd	24.86	200 metres
R. Lloyd	2nd	64.70	400m Hurdles
M. Adamson	3rd	9-59.25	3000 metres
R. Bradshaw	4th	10-33.20	3000 metres
AUSTRALIAN TEAM	1st	3-52.21	4 x 400m Relay
F. Atkinson	1st	47.10	Javelin
G. Kapernick	1st	1.83	High Jump
S. Hurst	3rd	1.80	High Jump
B. Serone	1st	13.26	Shot Putt
Y. Ykema	2nd	13.19	Shot Putt
V. French	4th	12.52	Shot Putt
K. Wilson	1st	5.95	Long Jump
T. Byrne	2nd	5.86	Long Jump
Y. Ykema	1st	42.34	Discus
V. French	3rd	40.72	Discus

DAY 2 POINTS TOTAL

AUSTRALIAN TEAM 369 points

Team Management

Manager:	Laurie Hutton
Assistant Manager:	Brenda Pearl
Coach Co-ordinator:	Alan Launder
Coach:	Gary Brown
Coach:	Roger Green
Coach:	Bruce Walsh
Physiotherapist:	Anthony Williamson



IN SUPPORT OF ATHLETICS

Penleigh and Essendon Grammar School



Essendon, Moonee Ponds & Keilor East
Telephone: 336-1855



TOP LEFT: Darren Clark (NSW) all set to win his first 400m Australian Championship.

Photo: Courtesy David Beully.

LEFT: Miles Murphy (NSW) easily winning his heat of the 400 metres.

Photo: Courtesy David Beully.

BELOW LEFT: A victorious Gerard Keating in the men's 100 metres.

Photo: Courtesy David Beully.

ABOVE: Gael Martin (ACT), Shot Put and Discus Throw champion.

Photo: Courtesy Don McLennan.

BELOW: Jenny Laurendet (NSW).

Photo: Courtesy David Beully.

BOTTOM: Robyn Lorroway (ACT) her winning leap in the Women's Long Jump.

Photo: Courtesy David Beully.



WORLD CROSS COUNTRY CHAMPIONSHIP, NEUCHATEL, SWITZERLAND
23rd March, 1986

MEN

Robert de Castella	14th	36-10.9	12KM
Stephen Moneghetti	22nd	36-25.2	12KM
Adam Hoyle	30th	36-36.4	12KM
Gary Henry	75th	37-12.9	12KM
Peter Brett	132nd	38-00.3	12KM
Danny Boltz	139th	38-03-9	12KM
Graham Clewes	160th	38-11.1	12KM
Gary Briggs	197th	38-40.4	12KM

Final Team Position

Australian Team 9th 412 points

WOMEN

Krishna Wood	36th	15-54.7	5KM
Anne Lord	53rd	15-57.3	5KM
Jenny Lund	66th	16-04.1	5KM
Jacquie Turney	74th	16-07.6	5KM
Penny Just	96th	16-19.8	5KM
Gaylene Cleves	105th	16-23.1	5KM

Final Team Position

Australian Team 13th 229 points.

MEN UNDER 20

Tony Ford	14th	23-51.5	8K
Jason Agosta	21st	24-10.8	8K
Stephen Spurs	22nd	24-11.3	8K
Mark Vassallo	34th	24-23.7	8K
Greg Webster	63rd	24-46.1	8K
Dean Paulin	105th	25-21.9	8K

Final Team Position

Australian Team 4th 91 points.

Team Management

Manager: Robbie Morgan-Morris
Assistant Manager: Gary Tester
Physiotherapist: Jacquie Dufall

WESLEY COLLEGE

577 St. Kilda Rd., Prahran
51-8694

100



1886 - 1986

Camberwell
Grammar
School

55 Mont Albert Rd.,
Canterbury.
Ph: 836-6266

DOMAIN TENNIS COACHING & RACKET CENTRE

EXTENSIVE RANGE OF TENNIS
RACKETS & SHOES, RESTRINGING
& REPAIRS TO ALL RACKETS
& ACCESSORIES.

2 Davies Ave., Hobart
34 8627

RUSSELL FALLS HOLIDAY COTTAGES

SELF CONTAINED ACCOMMODATION
PICTURESQUE SURROUNDINGS
WALKING DISTANCE RUSSELL FALLS &
OTHER WALKING TRACKS THROUGH
FOREST, ADJACENT TO TYENNA
RIVER & MT. FIELD NATIONAL PARK

LAKE DOBSON RD
NATIONAL PARK Westweryway 88 1198
(On The Road to Strathgordon).

COOEE BUTCHERY

RETAIL & WHOLESALE
BULK MEATS
HOME MADE SMALLGOODS
31 1004
LOCAL DELIVERIES
PHONE ORDERS WELCOME

72 Bass Hwy, Cooee.
Burnie 31 1004

CENTRAL HIGHLANDS MOTOR INN

LUXURY SUITES
ALL MODERN FACILITIES
104 High Street, Kyneton
Phone: 22-2011

Experience that feeling of well being.
MASSAGE MAKES YOU FEEL GREAT

ROSCOE'S MASSAGE CLINIC

established 1977



Consultations available for men
and women by appointment only.

Mr Ross King (Massage Practitioner)
S.M.S & C.T.M. THERAPIST
Affil. R.S.H. Member P.M.R.T.S.

Practising Monday to Friday (day & evening)
at McNALLY'S HEALTH CLUB
149 Wymouth St., Light Sq., Adelaide.
Phone: 211-8561

ACUPUNCTURE HEALTH CARE CLINIC

666 High Street, East Kew

Chinese Acupuncture & Massage
Bio-electronic Diagnosis & Therapy
Comprehensive Health Care for:
Sports Injuries & Pain Control,
Energy & Performance Improvement,
Bronchial, Digestive & Circulatory Disorders,
Stress Management & Stop Smoking, Hayfever.

PHONE: 859-1966

Morning and Evening Sessions

AUSTRALIAN RANKING LIST

1/5/1985 to 31/3/1986

Compiled by:

Paul Jenes - A.A.U. Statistician.
Member of Track and Field Statisticians.

This season's ranking list will be almost the same as last season and will include an all-time list. This season's list will list women's performances in men's races separately. The I.A.A.F. does not recognise records by women in men's races.

International conversion factors will again be used to rank manual and electronic performances - 100, 200, 100H, 110H (0.24 secs.), 400, 400H (0.14 secs.).

The new multiple events scoring tables now take into account the difference in manual and electronic times. The multiple event all-time lists have been re-calculated on the new scoring tables.

I wish to gratefully acknowledge the following for sending results: Margaret Turnbull, Gary Aitken and Wally Foreman (W.A.); Roy McPadden (S.A.); Pat Agg, Nancy Vodden, Mike McLaughlin, Margaret Toohey, Andrew Jachno, Mark Donahoo and Eileen Watt (Vic.); Pat Millar, Noel Ruddock, Lovell and Mike Stevenson (Tas.); Bruce Cook, Dave Cundy, Peter Hamilton and Peter Waddell (A.C.T.); N.S.W. and Queensland State Associations; Brian Roe, Fletcher McEwen and Lenore Bartholomysz (A.A.U.); Merv Kemp and Pat Clohessy (A.I.S.); V.M.C.; S.A. Road Runners; Sydney Striders; Bruce McAvaney and Len Johnson (media); Neridah Clarke (A.A.U. - N.S.W.).

Overseas results are obtained from the A.T.F.S., official results, and International Athletic magazines and publications.

I would like to especially acknowledge Bernie Cecins (W.A.) who passed away in January 1986 after a long illness. Bernie was the Australian correspondent to all the overseas magazines which kept the world informed of Australian athletic achievements. His contribution to athletics will be missed by many, especially Western Australia.

Could any errors, omissions, amendments, etc. be sent to:

Paul Jenes,
11 Milton Street,
NUNAWADING. VICTORIA. 3131.

100 YARDS

All Time

9.2 ()	Bob Lay (44)(1)	N S	10/3/65
9.52 (-0.8)	Gary Eddy (45)(5)	V Kingston	6/8/66
9.3 ()	Hec Hogan (31)(1)	Q S	13/3/54
9.3 ()	Gary Holdsworth (41)(1)	V M	6/3/66
9.3 ()	Richard James (56)(1)	V M	20/12/79
9.3 ()	Peter Batten (56)(2)	V M	20/12/79
9.4 ()	Peter Vassella (41)(1)	N Wollongong	4/3/62
9.4 ()	Greg Lewis (46)(2)	V M	6/3/66
9.4 ()	Stuart Laing (56)(1)	Q M	10/2/68
9.4 ()	Fred Martin (66)(1)	N S	13/2/85

85/86

9.7 (+2.0)	David Johnston (61)(1)	N S	19/2
9.8 (+2.0)	Hilee Murphy (67)(2)	N S	19/2

Wind Assisted

9.6 (+2.2)	Steve Saunders (66)(1h)	N S	19/2
9.7 (+2.7)	Steve Mc Bain (67)(1)	S A	10/1

100 METRES

All Time (Electric)

10.22 (-0.4)	Gerrard Keating (62)(5)	V/A C	5/10/85
10.26 (+0.8)	Paul Narracott (59)(1)	Q M	6/3/84
10.34 (+1.3)	Peter Candy (61)(3)	N A	11/1/82
10.35 (+0.6)	Chris Perry (59)(1)	V C	6/3/86
10.42 (+1.0)	Bob Lay (44)(3q)	N Tokyo	14/10/64
10.42 (+1.4)	Graham Haskell (48)(1h)	S/V Christchurch	25/1/74
10.44 ()	Ian Campbell (57)(2)	V Mianoula	23/4/77
10.44 (+1.6)	Clayton Kearney (64)(1h)	N C	29/3/85
10.45 (+1.7)	Bruce Frayne (58)(1)	S/V London	9/6/87
10.46 (+0.8)	Greg Lewis (46)(1a)	V Christchurch	26/1/74
10.47 (+1.7)	Darren Clark (65)(1)	N M	18/3/83
10.47 (-2.2)	Peter van Miltenburg (57)(3)	V A	14/3/84
10.48 ()	Malcolm May (53)(1)	N Spokane	2/4/77
10.48 (-0.5)	Richard James (56)(1)	V S	23/3/80
10.50 (+0.6)	John Dinan (59)(3)	V C	6/3/86
10.51 (-0.1)	Laurie D'Arcy (47)(1h)	N2/V Christchurch	25/1/74
10.55 (+0.8)	Steve Proudlock (53)(1h)	N S	16/2/85
10.55 (+0.8)	Paul Singleton (62)(1h)	N C	22/2/86
10.55 (+1.0)	Robert Stone (65)(1h)	V A	14/3/86
10.57 (-0.8)	Fred Martin (66)(1h)	N C	29/3/85

Manual

9.9 (+1.2)	Paul Narracott (59)(1)	Q B	4/1/84
10.1 ()	Gary Holdsworth (41)(1)	V Geelong	9/4/67
10.1 ()	Greg Lewis (46)(1)	V M	11/1/72
10.1 ()	Graham Haskell (48)(1)	S/V S	27/10/73
10.1 ()	John Dinan (59)(1)	V M	19/5/85
10.2 ()	Hec Hogan (31)(1)	Q/V S	13/3/54
10.2 ()	Bob Lay (44)(1)	N M	16/2/67
10.2 ()	Phil King (46)(1)	V M	3/4/68
10.2 ()	Eric Higby (40)(1)	Q B	9/1/71
10.2 ()	Laurie D'Arcy (47)(2)	N2/V M	11/1/72
10.2 ()	Richard James (56)(1)	V M	10/1/77
10.2 ()	Colin McQueen (56)(1)	V M	21/1/78
10.2 ()	Peter van Miltenburg (57)(1)	V Eugene	13/7/84
10.2 ()	Keid Fryor (66)(2)	V M	19/3/85

85/86 (Comb new)

10.22 (-0.4)	Gerrard Keating (62)(5)	A C	5/10
10.35 (+0.6)	Chris Perry (59)(1)	V C	6/3
10.40 (+0.6)	Keating (2)	V C	6/3
10.40 (-1.1)	Perry (1)	M	20/3
10.42 (+1.3)	Keating (1a)	C	23/2
10.47 (+0.6)	Keating (1h)	C	22/2
10.49 (-1.0)	Perry (1)	S	9/3
10.50 (+0.6)	John Dinan (59)(3)	V C	6/3
10.51 (-2.9)	Keating (2)	A	15/1
10.53 (-2.1)	Keating (1h)	A	16/3
10.53 (-1.6)	Keating (1a)	A	15/3
10.54 ()	Robert Stone (65)(1)	V M	4/1
10.54 (-1.0)	Keating (2)	S	9/3
10.54 (-0.3)	Perry (1h)	A	16/3
10.55 (-0.1)	Keating (1)	B	18/8
10.55 (+1.5)	Darren Clark (65)(1)	N S	18/11
10.55 (+0.8)	Paul Singleton (62)(1h)	N C	22/2
10.55 (+1.0)	Stone (1h)	A	14/3
10.59 (-0.1)	Paul Narracott (59)(2)	Q B	18/8
10.59 (+0.6)	Steve Proudlock (53)(5)	N C	6/3

10.61 (+1.0)	Clayton Kearney (64)(2h)	N A	14/3
10.4m (-0.8)	Peter van Miltenburg (57)(1)	V M	26/11
10.4m (+1.8)	Wes Hamilton (66)(3)	N C	21/1
10.66 (+0.6)	Steve McBain (67)(6)	S C	6/3
10.67 (+1.0)	Koss Mainwright () (3h)	Q A	14/3
10.71 (+1.0)	Brett Leavy (65)(4h)	Q A	14/3
10.5m ()	Paul Mahady (60)(1)	V M	16/11
10.5m ()	Steve Saunders (66)(1)	N S	4/12
10.81 (-0.9)	David Dworjanyan (68)(1)	N H	7/3
10.81 (+1.0)	Al Green (57)(5h)	S A	14/3
10.81 (0.0)	Bruce Frayne (58)(2)	V/S M	23/1
10.6m ()	Tom Sweeney (64)(1)	V M	16/11
10.6m ()	Andrew Douglas (65)(2)	V M	5/12
10.6m (+1.3)	Julian Young (66)(1)	A C	3/12
10.6m ()	Neil Honey (63)(4)	V M	4/1
10.4m ()	Jamie Weir (66)(1)	V M	1/2
10.6m (+1.2)	Phil Smith (64)(2)	S A	11/2
10.85 (-0.3)	Mark Clippson (63)(4h)	V A	14/3
10.86 (+1.2)	Peter Donovan (57)(5)	Q B	4/8
10.86 (+1.5)	Mark Garner (69)(1)	N Auckland	18/1
10.86 (+0.6)	Peter Gandy (61)(9)	N C	6/3
10.86 (-1.9)	Shane Naylor (67)(3)	V A	16/3
10.92 (-0.8)	Jim Thompson (56)(5a)	T A	15/3
10.7m ()	Darren Free () (1)	Q B	26/10
10.7m (-0.3)	Greg Flaweck () (1)	S A	16/11
10.7m ()	Andrew Taylor (68)(1)	V M	16/11
10.7m ()	Ken Plummer () (2)	V M	16/11
10.7m (+1.3)	Gary Minihan (62)(2)	V C	4/12
10.7m ()	Danny Mullany (64)(1)	Q B	18/12
10.7m ()	Peter Stackpole () (1)	V M	21/12
10.7m ()	Darren Boyes () (2)	M F	8/3
10.95 (+1.1)	Mark Rosenberg (62)(7)	N B	4/8
10.95 (-1.8)	Mark Leavy (67)(1)	Q B	15/2
10.96 (-1.8)	Jason Greenhalgh (67)(2)	Q B	15/2
10.97 (+1.9)	Carl Warner () (3)	N S	8/2
10.98 (-0.9)	Troy Bennett (69)(3)	T H	7/3
10.98 (-1.1)	Mike Bennett (62)(7)	V M	20/3
10.99 (+1.8)	Jon Beasall (69)(1a)	A C	23/2

Wind Assisted

10.15 (+2.8)	Keating (1)	Nagano	8/9
10.3m (+3.2)	Honey (1)	M	7/12
10.54 (+2.7)	Singleton (1)	S	8/2
10.3m ()	Mainwright (1)	F	30/11
10.55 (+2.5)	Hamilton (2)	C	7/2
10.60 (+2.7)	Kearney (2)	S	8/2
10.4m ()	Benoit (2)	M	21/12
10.65 (+4.5)	Dworjanyan (1)	S	8/2

No Flash

10.1m (+0.6)	Perry (1)	M	11/2
10.5m (+0.6)	Matt Webster () (4)	V M	11/2
10.5m (+0.6)	Robert Harscu () (5)	V M	11/2

Doubtful Timing

10.4m ()	Colin Pocklington () (3)	V M	21/12
-----------	---------------------------	-----	-------

200 METRES

All Time (Electric)

20.06 (+0.9)	Peter Norman (42)(2)	V Mexico City	16/10/68
20.19 (+1.6)	John Dinan (59)(1)	V C	6/3/86
20.48 (+0.5)	Fred Martin (66)(1)	N B	3/2/85
20.49 (0.0)	Darren Clark (65)(1)	N S	12/11/83
20.52 (+0.6)	Greg Lewis (46)(5a)	V Mexico City	16/10/68
20.59 (+0.5)	Bruce Frayne (58)(1)	S/V C	21/12/80
20.64 ()	Clayton Kearney (64)(2)	N Seoul	14/9/85
20.65 (+0.4)	Paul Narracott (59)(4)	Q B	7/10/82
20.66 (+0.7)	Peter Gandy (61)(2)	N Auckland	24/1/81
20.69 (+2.0)	Peter van Miltenburg (57)(1)	V M	6/3/84
20.75 (+1.6)	Robert Stone (65)(2)	V C	6/3/86
20.76 (+0.3)	Hilee Murphy (67)(1h)	N C	21/2/86
20.91 (+1.0)	Richard Hopkins (54)(6a)	S Champaign	4/6/77
20.97 (+1.2)	Peter Fitzgerald (53)(1)	V Auckland	19/3/77
21.05y(0.0)	Gary Eddy (45)(4)	V Kingston	11/8/66
21.08 ()	Don Wright (59)(1)	Q Provo	25/3/78
21.08 (+1.6)	Brett Leavy (65)(1)	Q Walnut	28/4/84
21.09 (-1.3)	Colin McQueen (56)(1)	V/Q Perth	24/3/79
21.11 (+1.5)	Keid Fryor (66)(1)	V C	30/3/85
21.12 (+1.4)	Graham Haskell (48)(4)	S/V Christchurch	29/1/74
21.12 (+0.2)	Rick Mitchell (55)(3)	V A	21/3/81

1.44.78	Peter Bourke (58)(1)	V S	20/3/82	3.35.6e	Herb Elliott (38)(1)	W/V Rome	6/9/60
1.45.36	Bill Hooker (49)(3)	V London	14/7/73	3.36.6m	Ken Hall (51)(-)	V Göteborg	12/8/75
1.45.6e	John Higham (51)(1)	V Auckland	20/3/77	3.37.3b	Steve Foley (57)(3)	V Zurich	15/8/79
1.45.6m	Paul Gilbert (60)(1)	N M	32/3/84	3.37.8e	Pat Scammell (61)(3)	N/V M	6/3/84
1.45.74	Mike Hillardt (61)(1)	Q/V M	19/3/83	3.38.83	Peter Bourke (58)(2)	V A	15/3/86
1.45.74	Pat Scammell (61)(2)	N/V Burnaby	16/7/84	3.39.5m	Chris Fisher (49)(1)	S Oslo	3/8/71
1.46.9y	Noel Clough (37)(1)	V Kingstee	8/8/66	3.39.57	Gerard Ryan (60)(8)	V Oslo	27/7/85
1.46.3e	Peter Watson (47)(3)	W Christchurch	20/1/74	3.39.89	David Forbes (60)(5)	M S	11/3/84
1.46.42	Brett Crew (62)(1)	Q M	13/10/82	3.39.9e	Peter Watson (47)(1)	W S	23/3/68
1.46.5m	Graeme Rootham (48)(1)	N P	26/3/72	3.39.9e	David Fitzsimons (50)(5h)	S Christchurch	31/1/74
1.47.3y	Herb Elliott (38)(1)	W/V London	4/8/58	3.39.9m	Peter Fuller (49)(1)	V M	11/3/76
1.46.6m	Mike Willis (55)(2)	V M	15/1/81	3.39.98	Randal Markey (55)(5)	T Philadelphia	5/6/76
1.46.7m	Chum Darvall (57)(2)	N B	18/3/78	3.40.13	Wayne Dyer (58)(4)	V B	6/3/84
1.46.86	Paul Schnyder (62)(2)	V M	3/3/85	3.40.7m	Tony Williams (49)(2)	V M	15/12/71
1.46.90	Alan Ozolina (64)(2)	N N	20/3/86	3.41.2m	Paul Gristed (57)(2)	V S	23/3/80
1.47.0m	Chris Fisher (49)(1)	S Oslo	14/7/71	3.41.3m	Alan Robinson (36)(3)	N S	23/3/68
1.47.18	Matt Favier (65)(2)	Q S	24/2/85	3.41.8m	John Lamy (30)(1)	V Turku	21/6/54
1.47.26	Rob McVicar (60)(4)	N S	22/1/84	3.41.8e	Bob Renny (45)(8)	V Christchurch	24/1/75
1.47.44	Barry Acres (65)(1)	W A	16/3/85	3.41.8m	Tim O'Shaughnessy (53)(2)	V M	15/12/76

85/86

1.46.10	Mike Hillardt (61)(1)	V C	6/3	3.33.39
1.46.34	Hillardt (4)	Budapest	4/8	3.36.98
1.46.3m	Hillardt (7)	M	11/2	3.37.96
1.46.51	Pat Scammell (61)(8)	V London	19/7	3.38.06
1.46.7m	Scammell (2)	M	11/2	3.38.4m
1.46.82	Peter Bourke (58)(6)	V Burnaby	15/6	3.38.50
1.46.84	Scammell (1)	M	20/3	3.38.72
1.46.86	Scammell (9)	Lausanne	10/7	3.38.83
1.46.90	Alan Ozolina (64)(2)	N M	20/3	3.38.97
1.47.05	Paul Schnyder (62)(3)	V N	30/3	3.39.22
1.47.07	Scammell (1)	Goteborg	30/7	3.39.57
1.47.25	Ozolina (2)	C	6/3	3.39.6m
1.48.12	Matt Favier (65)(3h)	Q Kobe	2/9	3.42.91
1.48.2m	Marin Bantrink (64)(2)	V M	1/2	3.42.99
1.48.47	Damian Glancy (60)(6)	V M	20/3	3.43.6m
1.49.1m	Gerard Ryan (60)(1)	V C	28/11	3.44.64
1.49.13	Glen Ritchie (7)(1)	M C	22/2	3.44.9m
1.49.15	Robert Fregon (63)(3)	V A	16/3	3.44.9m
1.49.24	Russell Forbes (61)(2)	V M	22/2	3.45.2m
1.49.49	Clay Maurer (7)(2)	M C	22/2	3.45.6m
1.49.74	Robert Wright (59)(3)	A C	22/2	3.45.6m
1.49.9m	Chris Sanger (60)(2)	V M	4/3	3.45.6m
1.50.0m	Peter Stubbs (62)(4)	V M	11/1	3.45.7m
1.50.2m	Cameron Orr (70)(1)	V M	10/11	3.45.79
1.50.4m	Dean Taylor (59)(1)	W P	7/12	3.45.8m
1.50.50	Michael Titmus (62)(4)	N C	22/2	3.46.8m
1.50.7m	Michael Trushell (63)(2)	A C	26/11	3.46.9m
1.50.65	Marius Devens (68)(1a)	V M	9/2	3.47.0m
1.50.7m	Mark Bartels (62)(3)	V M	5/12	3.47.0m
1.50.8m	Adam Peacock (7)(1)	V M	30/31	3.47.7m
1.50.85	Stuart Atkman (62)(5)	N C	22/2	3.47.3m
1.50.9m	Dean Paulin (67)(1)	V M	16/10	3.47.7m
1.50.9m	Eamon O'Callaghan (65)(4)	V M	5/12	3.47.9m
1.50.9m	Craig Logan (62)(2)	V M	28/1	3.47.5b
1.50.9m	Narry Acres (65)(1)	W P	9/3	3.48.0m
1.50.98	Kevin Miller (64)(6)	A C	1/3	3.48.2m
1.51.0m	Steve Shirley (63)(1)	Q B	23/11	3.48.2m
1.51.1m	Reece Paten (62)(4)	V M	4/3	3.48.2m
1.51.3m	Craig van der Sanden (58)(2)	W F	9/3	3.48.25
1.51.4m	Pat Woods (67)(3)	A C	7/1	3.48.5m
1.51.5m	Wayne Dyer (58)(1)	V M	5/12	3.48.51
1.51.9m	Peter Hepworth (67)(4)	N C(NZ)	7/1	3.48.6m
1.51.63	Ian Gaudry (7)(1)	V S	9/3	3.48.72
1.51.7m	Steve Hocking (7)(2)	V M	16/12	3.48.8m
1.52.8m	Peter Redden (67)(2)	V M	10/11	3.48.82
1.51.9m	Ian McPherson (7)(2)	Q B	23/11	3.49.0m
1.52.1m	David Graham (67)(1)	S A	21/12	3.49.0m

1,000 METRES

2.24.8	Greg van der Sanden (58)(1)	W P	8/1	3.51.82
2.26.6	Dean Taylor (59)(2)	W P	8/1	3.54.5m
2.27.7	David Graham (67)(1)	S A	1/11	3.55.2m
2.29.0	Duncan Sullivan (60)(3)	W P	8/1	3.55.2m

1500 METRES

3.33.39	Mike Hillardt (61)(4)	Q/V Berlin	23/8/85	3.57.9m
3.34.22	Graham Crouch (48)(5)	V Christchurch	2/2/74	3.58.0m

85/86

1.46.10	Mike Hillardt (61)(4)	V Berlin	23/8
1.46.34	Hillardt (6)	Cologne	25/8
1.46.3m	Pat Scammell (61)(9)	V Cologne	25/8
1.46.51	Scammell (4)	O	27/2
1.46.7m	Scammell (1)	Calo	4/2
1.46.82	Hillardt (1)	A	15/7
1.46.84	Scammell (7)	Koblenz	28/8
1.46.86	Peter Bourke (58)(2)	V A	15/3
1.46.90	Hillardt (1)	B	9/3
1.47.05	Bourke (2)	S	9/3
1.47.07	Gerard Ryan (60)(8)	V Oslo	27/7
1.47.25	Scammell (1)	C	3/12
1.48.12	Wayne Dyer (58)(3)	V Umea	8/7
1.48.2m	Chris Sanger (60)(4)	V A	15/3
1.48.47	Aerial White (65)(2)	N C	3/12
1.49.1m	Kevin Miller (64)(6)	A A	15/3
1.49.13	Gerard Barrett (56)(1)	A C	7/11
1.49.15	Malcolm Herwood (64)(2)	V M	25/1
1.49.24	Michael Trushell (63)(3)	A C	3/12
1.49.49	Adam Hoyle (63)(1)	V M	26/11
1.49.74	Sean Quilty (66)(1)	V M	1/3
1.49.9m	Steve Austin (51)(2)	V M	1/3
1.50.0m	Ken Green (60)(2)	V M	26/11
1.50.2m	Glen Ritchie (7)(1)	N C	2/3
1.50.4m	Colin Dalton (66)(4)	N C	16/2
1.50.50	Craig Logan (62)(2)	V M	11/1
1.50.7m	Duncan Sullivan (60)(3)	W M	28/1
1.50.65	Paul Schnyder (62)(1)	V M	10/12
1.50.7m	Clay Maurer (7)(5)	N C	16/2
1.50.8m	Rob Wright (59)(5)	A C	3/12
1.50.85	Eamon O'Callaghan (65)(5)	V M	28/1
1.50.9m	Andrew Lloyd (59)(3)	N C	4/2
1.50.9m	Wayne Clarke (62)(3)	V N	26/11
1.50.9m	Graeme Cook (7)(2)	N S	6/2
1.50.9m	Richard Whiteley (63)(3)	V C	2/3
1.50.9m	Rob de Gascolla (57)(7)	A C	16/2
1.50.98	David Graham (67)(1)	S A	14/12
1.51.0m	John Walsh (64)(4)	V M	11/1
1.51.1m	Pat Kaufman (58)(2)	V M	28/1
1.51.3m	Peter Haynes (60)(7)	A C	2/3
1.51.4m	Shank Scott (62)(5)	V M	11/1
1.51.5m	Robert Fregon (63)(2)	V M	6/2
1.51.9m	Ian Leitch (63)(8)	V M	28/1
1.51.9m	Kevin Davidson (61)(4)	A C	4/2
1.51.63	Stuart Atkman (62)(3)	N S	8/2
1.51.7m	Jaxon Agosta (67)(1)	V M	14/11
1.52.8m	Angus Nobis (7)(4)	V M	23/2
1.51.9m	Barry Greig (62)(4)	V M	26/11
1.52.1m	Joe Murphy (55)(6)	V M	11/1
1.52.1m	Patrick Barney (7)(8)	A C	16/2

1 MILE

3.51.82	Mike Hillardt (61)(1)	Q/V Koblenz	28/8/85
3.54.5m	Herb Elliott (38)(1)	W/V Dublin	6/8/58
3.55.2m	Ken Hall (51)(2)	V Göteborg	12/8/75
3.55.2m	Pat Scammell (61)(3)	V Wanganui	13/2/85
3.55.59	Graham Crouch (48)(1)	V Stockholm	1/7/74
3.55.9m	Nerv Lincoln (71)(2)	V Dublin	6/8/58
3.56.59	Steve Foley (57)(2)	V Dublin	10/7/79
3.56.8m	Peter Fuller (49)(2)	V M	9/1/34
3.57.3m	Chris Fisher (40)(1)	S El Paso	18/5/75
3.57.79	Steve Austin (51)(5)	V M	14/1/82
3.57.9m	John Lamy (30)(1)	V Turku	21/6/54
3.58.0m	Peter Watson (47)(2)	W Victoria	7/7/73

1/9/60
1/8/75
1/8/79
1/3/84
1/3/86
1/5/86
1/7/85
1/3/84
1/3/88
1/7/84
1/7/86
1/3/84
1/2/71
1/3/80
1/6/88
1/5/86
1/7/85
1/3/86

3.58.0m	Peter Bourke (58)(1)	V	M	17/12/81
3.58.2m	Paul Grinstead (57)(2)	V	M	17/12/81
3.58.3m	Albie Thomas (35)(1)	M	M	21/3/64
3.58.6m	Jim Bailey (29)(1)	N	M	Los Angeles 5/5/56
3.59.6m	Mark Arens (62)(5)	S	A	18/3/82
3.59.6m	Tony Benson (42)(3)	V	M	18/3/71
3.59.81	Keith Wheeler (43)(6)	M	Kingston	13/8/66
3.60.0m	John Sheehan (58)(3)	V	M	17/12/81

8.17.5m	Janie Harrison (63)(2)	M	S	10/11
8.18.0m	Pat Kaufman (58)(4)	T/V	M	26/11
8.18.0m	Laurie Whitty (60)(8)	M	C	10/12
8.18.5m	Ray Bryant (60)(1)	S	A	10/1
8.19.6m	Ken Hall (51)(1)	V	M	11/2
8.20.0m	Peter Haynes (3)(6)	S	C	28/1
8.20.6m	Chris Cook (58)(7)	A	C	28/1
8.20.8m	Trevor Scott (3)(2)	V	M	11/2

85/86

3.51.82	Mike Hillardt (61)(1)	V	Koblenz	28/8
3.52.21	Hillardt (3)		Zurich	21/8
3.56.40	Hillardt (=3)		Edinburgh	23/7
3.56.6m1	Hillardt (1)		San Diego	23/2
3.56.86	Pat Scammell (61)(1)	V	M	19/12
3.57.16	Hillardt (1)		Gateshead	9/8
3.57.31	Scammell (6)		Edinburgh	23/7
3.58.80	Scammell (3)		Gateshead	9/8
4.00.35	Gerard Ryan (60)(3)	V	M	19/12
4.01.42	Wayne Dyer (58)(5)	V	Burnaby	18/6
4.06.46	Michael Trueman (63)(4)	A	M	19/12
4.09.04	Ken Green (60)(5)	V	M	19/12
4.09.3m	Tony Ford (67)(2)	Q	C	16/11
4.09.7m	Stuart Atman (62)(1h)	M	S	12/2
4.09.8m	Glen Ritchie (3)(1)	M	S	19/2
4.10.6m	Janie Harrison (63)(2)	N	S	19.2

5000 METRES

All-Time

11.26.0m	Don Clarke (37)(1)	V	Stockholm	5/7/66
11.17.47	Dave Fitzsimons (50)(3)	S	Dusseldorf	4/9/77
11.22.1m	Steve Austin (51)(7)	V	Delo	12/7/80
11.23.37	Gerard Barrett (56)(1)	Q	Christchurch	70/1/79
11.23.8m	Bill Scott (52)(1)	V	M	25/1/80
11.31.2m	Ken Hall (51)(4)	V	M	29/1/80
11.32.4m	Graham Crouch (48)(7)	V	M	8/2/76
11.32.95	Andrew Lloyd (59)(1)	M	M	11/1/85
11.34.2m	Chris Wardlaw (50)(5)	V	M	3/3/77
11.34.2m	Robert de Castilla (57)(1)	V/A	M	12/11/81
11.35.6m	John Bermingham (51)(2)	V	M	4/2/76
11.36.02	Malcolm Norwood (64)(1)	V	M	20/3/86
11.36.7m	Tony Benson (42)(1)	V	Stockholm	7/7/71
11.37.2m	Ferry O'Brien (46)(1)	S	M	12/3/70
11.37.6m	John Coyle (41)(2)	V	Geelong	18/1/66
11.40.2m	Bruce Jones (49)(3)	V	Auckland	11/1/76
11.42.62	John Andrews (55)(2)	N	B	17/10.82
11.42.8m	Ferry Pearce (46)(3)	V	Stockholm	7/7/71
11.43.4m	Derek Clayton (42)(2)	V	M	25/11/71
11.46.9m	Dave Christie (51)(1)	T	Hezarem	21/6/79

2000 METRES

85/86

3.12.3m	Wayne Dyer (58)(5)	V	Burnaby	12/6
---------	--------------------	---	---------	------

3000 METRES

All-Time

7.47.2m	Don Clarke (37)(1)	V	Vasteras	27/8/67
7.48.7m	Dave Fitzsimons (50)(3)	S	Goteborg	6/7/78
7.48.8m	Gerard Barrett (56)(1)	Q	A	29/11/78
7.50.2m	Tony Benson (42)(1)	V	M	27/7/71
7.50.4m	Ferry O'Brien (46)(2)	S	M	2-1/71
7.52.17	Mike Hillardt (61)(3)	Q/V	Slovenia	20/6/84
7.53.4m	Steve Foley (53)(1)	V	B	1/3/81
7.53.8m	John Coyle (41)(2)	V	Geelong	20/1/66
7.54.4m	Steve Austin (51)(2)	V	A	1/3/81
7.54.65	Andrew Lloyd (59)(2)	N	Burnaby	18/6/85
7.55.8m	Graham Crouch (48)(4)	V	Sydney	15/8/73
7.56.1m	Gerard Ryan (60)(1)	V	C	16.11/85
7.56.8m	Ken Hall (51)(2)	V	M	25/11/77
7.57.4m	Bill Scott (52)(5)	V	Eschweiler	4/6/75
7.58.0m	Ferry Pearce (46)(2)	V	Delo	14/7/71
7.58.3m	John Andrews (58)(2)	N	C	11/2/84
8.00.51	Pete Eutton (56)(6)	M	S	27/1/84
8.06.6m	Robert de Castilla (57)(4)	V/A	C	11/2/86
8.01.2m	Tim O'Shaughnessy (53)(3)	V	M	11/1/77
8.01.4m	Albie Thomas (35)(7)	N	S	19/1/60

85/86

11.35.50	Robert de Castilla (57)(1)	A	C	1/3
11.36.02	Malcolm Norwood (64)(1)	V	M	20/3
11.43.28	de Castilla (3)		Nykoping	3/7
11.43.36	Steve Austin (51)(2)	V	M	10/3
11.45.51	Andrew Lloyd (59)(1)	N	C	21/2
11.45.7m	de Castilla (2)	M	M	1-1/2
11.46.59	de Castilla (3)	C	C	21/2
11.47.17	Garry Briggs (58)(5)	Q	C	21/2
11.47.51	Danny Bolts (62)(6)	N	C	21/2
11.49.12	Graham Claws (58)(1)	A	C	27/7
11.49.6m	Adam Boyle (63)(2)	V	M	15/7
11.51.1m	Gerard Barrett (56)(1)	Q/A	C	9/11
11.57.1m	Steve Monaghetti (62)(=1)	V	C	3/12
11.58.70	Petar Brett (62)(6)	S	Nykoping	3/7
12.00.0m	Andrew Carrham (60)(2)	V	M	10/12
12.01.4m	Tom Murphy (55)(4)	V	C	1/12
12.05.6m	Nick Brown (3)(1)	V	C	1/12
12.05.95	Gerard Ryan (60)(1)	V	Torun	25/7
12.06.34	Peter Haynes (60)(11)	S	C	22/2
12.07.2m	Tony Ford (67)(4)	Q	M	1-1/2
12.10.0m	David Forbes (60)(5)	N	C	3/19
12.12.0m	Nick de Castilla (60)(3)	V	M	10/12
12.14.0m	Ray Wilson (3)(4)	V	M	10/12
12.14.3m	Laurie Whitty (60)(7)	N	C	3/12
12.15.0m	Leigh Purtil (3)(5)	V	M	10/12
12.15.5m	Janie Harrison (63)(1)	M	S	4/1
12.16.41	Sean Quilty (66)(3)	V	M	20/3
12.16.7m	Garry Henry (55)(1)	S	A	5/3
12.17.0m	David Potts (58)(7)	V	M	10/12
12.17.1m	Chris Lynch (54)(7)	V	M	16/11
12.19.23	Dave Christie (51)(5)	A	C	21/2
12.20.5m	Andre Lambden (57)(2)	V	M	8/2
12.21.07	Duncan Sullivan (60)(4)	N	M	20/3
12.21.45	Stefan Kasarik (64)(3)	V	M	23/2
12.21.7m	Peter Mitchell (58)(3)	V	M	6/2
12.21.7m	D. Boyle (3)(4)	V	M	6/2
12.22.0m	Jim Mack (3)(2)	S	A	12/12
12.22.72	Peter Hutton (56)(2)	N	S	3/7
12.22.79	Tim Pugh (65)(5)	Q/N	S	2/2
12.22.95	Trevor Scott (3)(4)	V	M	23/2
12.23.37	U. Kuhlmann (3)(5)	V	M	23/2
12.23.3m	Stephen Spiera (67)(7)	M	M	11/2
12.24.2m	Russell Foley (60)(1)	T	F	17/12

10000 METRES

All-Time

7.54.65	Andrew Lloyd (59)(2)	N	Burnaby	18/6
7.54.7m	Gerard Ryan (60)(1)	V	C	16/11
7.57.00	Ryan (5)		Coteborg	20/7
8.00.0m	Gerard Barrett (56)(2)	Q	L	16/11
8.02.4m	Graham Claws (58)(1)	A	C	26/1
8.03.2m	Robert de Castilla (57)(2)	A	C	26/1
8.03.5m	Adam Boyle (63)(1)	V	M	10/12
8.03.81	de Castilla (10)		Burnaby	18/6
8.04.2m	Danny Bolts (62)(3)	N	C	26/1
8.04.6m	Malcolm Norwood (64)(1)	V	C	23/1
8.09.3m	Pat Scammell (61)(1)	V	C	15/1
8.09.5m	Tim Pugh (65)(2)	Q/M	C	10/12
8.10.35	Jason Agosta (67)(1)	V	M	19/12
8.11.4m	Mark Boucher (62)(1)	V	M	26/1
8.11.6m	Colin Dalton (66)(5)	N	C	26/1
8.11.7m	Michael Inwood (65)(1)	Q	B	15/1
8.12.00	Tony Ford (67)(2)	V	M	19/12
8.12.3m	Jeff Coole (53)(2)	V	M	26/1
8.13.0m	Russell Foley (60)(1)	T	H	15/2
8.13.4m	David Forbes (60)(3)	N	C	27/11
8.13.64	Sean Quilty (66)(3)	V	M	19/12
8.14.0m	Steve Monaghetti (62)(3)	V	M	26/1
8.14.3m	Matt Todd (3)(5)	N	C	10/12
8.16.0m	Wayne Clarke (62)(2)	V	M	10/12

12.24.71	Run Clarke (37)(1)	V	Galo	14/7/65
12.46.71	Bill Scott (52)(2)	V	M	6/2/80

G.R. & J. MURE & SON

FISHMONGERS

*Support Amateur Athletics
Australia wide.*

50B KING STREET,
(opp. Sandy Bay P.O.)
SANDY BAY, TASMANIA
(002) 23 3275

CORRALEAU HOLIDAY UNITS

FULLY SELF CONTAINED.
COLOUR TV, BBQ & CHILDREN'S PLAY
AREA. CLOSE TO TOWN & BEACHES

14 Tasman Hwy.,
St. Helens (003) 76 1363

TURNERS BEACH HOLIDAY HOMES

FOR A QUIET & RESTFUL STAY
"HOME AWAY FROM HOME"

S.C. 2 & 3 BEDROOM UNITS WITH OWN
LAUNDRY & BARBEQUE FACILITIES.
EXPANSIVE BEACH & RIVER FISHING.
SCENIC COUNTRYSIDE.
CLOSE TO SHOPS & POST OFFICE

58 Susan St., Turners Beach
(004) 28 2299

SPORTS INJURIES

Strains, Sprains
Muscular stiffness
and soreness etc
...APPLY Aspirin
formulation for
external application
where you need it...

RELIEVE PAIN
SLEEP
WITHOUT DRUGS
Chemists only.



PM 6431/83

CALEDONIAN INN

41 Bank Street, Port Fairy
Phone (055) 68-1044

Adjacent to one of Victoria's
oldest licensed hotels.

12 UNITS
SPECIALISING IN SEA FOOD

THERAPEUTIC MASSAGE

Induces relaxation and reduces
stress. It is also extremely
beneficial for the treatment of
sporting injuries and tired,
aching muscles.

NONI FRENKEL

Trained with V.S.M.P.C. and is a
member of Soc. of Clin. Masseurs.

Ring 529-6915

LLOYDS HOTEL

PROPRS. DAVID & ELIZABETH MARQUIS



WE HAVE THE
FOUR STEPS TO
YOUR COMFORT

UNDER COVER PARKING
ALL ROOMS SELF CONTAINED
COUNTER MEALS AVAILABLE
MODERN BAR AND LOUNGE
WEDDING RECEPTIONS OUR SPECIALITY

(003) 31 4966

23 George Street, Launceston

MELTON AMCAL PHARMACY

Dipak Sanghvi M.P.S.

88 HIGH STREET, MELTON

Also at: Deer Park Shopping Centre
Deer Park
Phone: 743-5325

Cash payment centre for A.N.A., H.B.A. and
Latrobe, Medibank Agent.

Cameras — 24 hour film
processing, No 7, Max Factor,
Innox, Woolrest sleepers,
passport and driving license
photo centre.

 **Amcal
Chemist**

Open 7 days a week

743-5325

50.70	Gerard Barrett (56)(3)	Q	Moacow	21/7/79	2.15.16.0	Graeme Kennedy (58)(1)	V	C	12/4/81
53.30	Steve Austin (51)(3)	V	Stockholm	9/7/81	2.15.44.63	Danny Bolts (62)(4)	W	S	10/6/84
02.73	Robert de Castella (57)(2)	V/A	M	15/12/83	2.16.01.0	Steve Austin (51)(2)	V	M	14/10/84
04.64	Dave Fitzsimons (50)(9)	S	London	9/9/77	2.16.07.0	Alan Thurlow (56)(3)	NZ/W	M	13/10/85
09.7m	John Andrews (38)(1)	N	M	16/12/82	2.16.18.0	Garry Bentley (50)(24)	T/V	Fukuoka	6/12/81
15.6m	Chris Wardlaw (50)(1)	V	H	3/3/76	85/86				
18.7m	Andrew Llynd (59)(2)	N	C	6/3/82					
18.2m	Garry Henry (55)(5)	S	M	6/2/80	3.08.48.0	Robert de Castella (57)(3)	A	Chicago	19/10
19.0m	Dave Chettle (51)(1)	T/A	M	15/12/77		Grenville Wood (55)(1)	S	S	9/6
25.2m	Steve Monaghan (62)(1)	V	M	16/1/86	7.13.36.86	Alan Thurlow (54)(3)	NZ/W	M	13/10
26.34	Lawrie Whitty (60)(3)	N	M	15/12/83	2.16.07.0	Pat Carroll (61)(1)	Q	Gold Coast	21/7
31.2m	Adam Hoyle (63)(2)	V	M	16/1/86	2.17.11.0	Wood (11)		New York	27/10
36.63	Max Little (49)(6)	T/V	Koblenz	27/8/80	2.17.13.0	Laurie Adams (51)(5)	Q	M	13/10
37.64	Dave Power (28)(3)	N	Kome	8/9/60	2.17.48.0	Peter Mitchell (58)(2)	V	M	21/7
43.4e	Ferry O'Brien (46)(8)	S	Edinburgh	18/7/70	2.18.47.0	Adams (2)		Gold Coast	21/7
44.0m	Garry Bentley (50)(2)	T/V	M	18/12/80	2.19.07.0	Garry Hand (45)(3)	A	S	9/6
44.4m	Vent Wayner (50)(3)	T	H	21/3/76	2.19.17.25	Nick de Castella (60)(20)	V	Beppu	2/2
44.5m	Peter Brett (62)(15)	S	Wainui	27/4/85	2.19.21.0	Andrew Kirk (63)(5)	A	S	9/6

85/86

05.23	Robert de Castella (57)(4)	A	Leuarnes	10/7	2.19.34.74	Rob Wallace (52)(6)	V	S	9/6
25.2m	Steve Monaghan (62)(1)	V	M	16/1	2.19.55.52	David Potts (58)(3)	V	M	21/7
31.2m	Adam Hoyle (63)(2)	V	M	16/1	2.20.12.0	Barry McEwen (58)(6)	V	M	13/10
37.98	de Castella (2)	C	C	16/3	2.20.25.0	John Goss (3)(7)	V	M	13/10
41.24	Monaghan (3)	C	C	6/3	2.21.07.0	Maurice Hoare (57)(8)	V	M	13/10
49.37	Monaghan (3)	M	M	19/12	2.22.09.76	Chris Lynch (54)(8)	V	S	9/6
52.7m	Malcolm Norwood (64)(1)	V	M	16/1	2.22.10.0	Trevor Scott (3)(10)	V	M	13/10
54.7m	Peter Brett (62)(4)	S	M	16/1	2.22.10.58	Brian Whinnen (54)(9)	A	S	9/6
58.59	Hoyle (4)	C	C	6/3	2.21.20.94	Ian Corns (42)(12)	V	S	9/6
58.8m	Gerard Barrett (56)(1)	A	C	23/11	2.21.37.0	Tom Sainey (3)(5)	V	M	21/7
02.07	Brett (5)	C	C	6/3	2.23.42.94	John Duck (47)(13)	V	S	9/6
11.17	Garry Briggs (58)(7)	Q	C	6/3	2.23.54.57	Ian Duffett (54)(14)	S	S	9/6
13.63	Bob McDonald (52)(2)	N	Pescara	8/6	2.23.53.0	Peter Bourgeois (3)(3)	Q	Gold Coast	21/7
19.10	Laurie Whitty (60)(6)	S	M	19/12	2.24.09.76	Bernie Kelly (54)(15)	V	S	9/6
22.21	Steve Austin (51)(8)	V	C	6/3	2.24.18.0	I. Keating (3)(12)	V	M	13/10
26.33	Danny Bolts (62)(7)	N	M	19/12	2.24.26.0	Phil Garvin (3)(13)	A	M	13/10
28.67	Jamie Harrison (47)(8)	N	M	19/12	2.25.55.0	Ian Graves (42)(14)	N	M	13/10
44.69	Chris Lynch (54)(9)	V	M	19/12	2.26.06.98	Peter Ritson (3)(16)	W	S	9/6
45.21	Andrew Garnham (60)(10)	V	M	19/12					
46.7m	David Potts (58)(5)	V	M	16/1					
52.67	Brad Camp (64)(11)	V	M	19/12					
54.2m	Ewen Wilson (53)(6)	V	M	16/1					
56.6m	Grenville Wood (55)(1)	S	A	22/7					
56.7m	Peter Hutton (56)(12)	N	M	19/12					
58.6m	Leigh Purcell (3)(7)	V	M	26/1					
00.6m	Nick Brown (3)(2)	S	A	23/2					
04.0m	Stefan Kasari (64)(1)	V	M	18/12					
05.4m	Paul Tucker (3)(8)	V	M	16/1					
05.62	Nick de Castella (60)(14)	V	M	19/12					
07.6m	U. Kuhlmann (3)(9)	V	M	16/1					
08.3m	Jim Mack (3)(3)	S	A	27/2					
11.2m	Maurice Hoare (57)(10)	V	M	16/1					
16.0m	Rob Falkenberg (3)(1)	V	M	18/12					
17.0m	John Guerin (1)(4)	V	M	18/12					
17.53	Stephen Spiers (57)(16)	W	C	6/3					
20.4m	Pat Carroll (61)(1)	Q	B	19/12					
22.0m	Peter Mitchell (58)(5)	V	M	18/12					
31.4m	John Meagher (63)(11)	V	M	16/1					
32.63	Peter Haynes (60)(11)	S	C	6/3					
40.0m	Chris French (3)(1)	T	H	30/11					

Faced Trial

29.20.5m	Austin (1)	M		13/2					
----------	------------	---	--	------	--	--	--	--	--

MARATHON

All-Time

2.08.18.0	Robert de Castella (57)(1)	V/A	Fukuoka	6/12/81	13.5 (+1.5)	Don Wright (59)(1)	Q	C	19/7/83
2.08.33.6	Derak Clayton (42)(1)	V	Antwerp	10/5/69	13.4 ()	Max Binnington (49)(1)	W/V	B	3/2/76
2.10.09.0	Garry Henry (53)(4)	S	Fukuoka	7/12/80	13.6 ()	Warren Parr (52)(1)	N	S	9/10/77
2.10.20.0	Dave Chettle (51)(2)	T	Fukuoka	7/12/75	13.7 ()	Vin Plant (49)(2)	V/B	M	1/3/75
2.13.12.6	John Farrington (42)(1)	J	S	14/7/73	13.8 ()	Mal Baird (68)(1)	V	S	12/3/72
2.11.42.4	Gerard Barrett (58)(1)	Q	A	6/4/80	13.8 ()	Mike Wilson (59)(2)	V	M	19/7/82
2.11.55.0	Bill Scott (52)(6)	V	Fukuoka	2/12/79	14.0 ()	Ray Weinberg (26)(1)	V	M	9/2/52
2.11.55.0	Chris Wardlaw (50)(6)	V	Fukuoka	2/12/79	14.0 ()	John Chittick (37)(1)	V	M	3/2/60
2.12.50.0	Grenville Wood (55)(2)	S	M	17/10/82	14.0 ()	Gary Knook (42)(2)	N	Fugene	29/3/68
2.13.15.0	Bob Wallace (51)(3)	V	Duluth	20/6/81	14.0 ()	John Kenny (51)(1)	N	S	11/12/76
2.13.57.0	Jeff Cooke (53)(1)	Q	M	17/10/82	14.1 ()	Peter Gardner (25)(1)	V	M	29/1/69
2.14.20.7	Lawrie Whitty (60)(7)	N	Montreal	12/9/81	14.1 ()	Dave Prince (41)(1)	N/V	M	12/7/66
2.14.33.0	Brenton Norman (64)(2)	S	P	8/9/73	14.1 ()	Tony Pickett (3)(1)	H	U.S.A.	1966
2.14.35.29	Andrew Lloyd (59)(2)	N	S	10/6/84	14.1 ()	Geoff Smith (45)(1)	N	S	5/7/70
2.15.04.0	Nick de Castella (60)(2)	V/A	Auckland	19/11/83	14.2 ()	Ken Doubleday (26)(1)	V	S	11/2/54
					14.2 ()	Ken Phipps (57)(1)	N	N	4/6/71
					14.2 ()	Adam Pedler (32)(3)	S	N	12/3/77
					14.2 ()	Mike Carroll (62)(2)	N	C	23/1/85
					14.2 ()	John Calligret (62)(1)	V	Burnaby	12/6/85

13.72 (-1.7)	Don Wright (59)(1)	Q	A	16/3
13.90 (-1.1)	Wright (1)		M	20/3
13.7m (-)	Wright (1)		Burnaby	17/6
13.97 (-)	Wright (h)		Reoul	14/9
14.01 (0.0)	Wright (1)		Burnaby	18/6
14.07 (-1.1)	Wright (1)		S	28/9
14.29 (0.0)	John Caliguri (62)(3)	V	Burnaby	18/6
14.29 (+0.7)	Wright (1)		C	15/2
14.7m (-)	Caliguri (2)		Burnaby	12/6
14.2m (-)	Mike Wilson (59)(1)	V	M	5/12
14.3m (-)	Neil Coghlan (63)(2)	V	M	5/12
14.55 (-1.7)	Coghlan (2)		A	16/3
14.4m (-)	Greg Barnett (61)(2)	V	M	18/1
14.75 (+1.7)	Ray Währbichler (63)(1)	S	A	16/3
14.6m (-1.3)	Chris Nunn (58)(1)	S	A	16/3
14.85 (-1.7)	Seyl McGillivray (54)(4)	V	A	16/1
14.7m (+0.0)	Peter Beames (63)(Dec)	V	C	10/11
14.7m (-)	Brendan Stevenson (61)(1)	V	M	23/11
14.7m (-)	Michael Kent (60)(1)	Q	B	7/10
14.7m (+1.4)	David Tarbotton (62)(1)	N	S	12/2
14.98 (-0.5)	Robert Bennett (60)(2)	N	A	1/2
15.02 (+2.0)	Damian Gainer (66)(1)	N	S	4/1
15.05 (-)	Garry Brown (54)(2)	Q	H	11/1
15.10 (+0.9)	Hamish Halley (66)(1)	N	S	4/1
15.13 (-)	Carl Quilman (1)(Dec)	N	S	12/1
15.16 (-1.0)	Eun Gordon (62)(2)	Q	B	16/2
15.0m (-)	Jeff Singler (1)	V	P	7/12
15.0m (-)	Paul Fogarty (1)	Q	B	16/2
15.27 (+0.9)	Paul Anderson (62)(Dec)	V	H	8/3
15.33 (-1.1)	Dolph Francis (67)(7)	Q	C	8/2
15.1m (-)	Graham Tew (56)(1)	V	M	7/12
15.1m (-)	Mark Longmuir (45)(1)	V	M	11/2
15.40 (+0.9)	Chris Bradshaw (61)(Dec)	V	B	8/7

Wind-Assisted

13.79 (+1.1)	Wright (4)		C	6/10
13.8m (+2.9)	Caliguri (1)		C	7/1
14.2m (+1.4)	Beames (1)		M	21/12
14.3m (+3.1)	Währbichler (1)		A	15/2
14.81 (+1.5)	Seunt (2)		S	8/2
14.91 (+3.3)	Tarbotton (1)		S	8/2

400 METRES HURDLES

All-Time

59.32	Bruce Field (47)(2)	V	Christchurch	29/1/76
49.37	Gary Brown (54)(1)	Q	A	7/10/82
49.3m	Gary Knobe (42)(1)	N	P	26/3/72
48.69	Peter Grant (34)(3)	V	Copenhagen	1/8/79
48.3m	Don Hanly (54)(1)	V	M	23/3/76
50.1m	Ken Roche (41)(2)	V	P	27/3/66
50.23	Ken Gordon (62)(1)	Q	C	11/3/85
50.26	John Roche (60)(1)	V	M	14/1/81
50.5m	David East (35)(2)	V	C	22/7/98
50.7y	Tony Fickett (1)(2)	N	Albuquerque	9/6/67
50.9y	Michael Ryan (41)(1)	V	M	27/3/64
50.6m	Bill Becker (54)(4)	V	M	30/3/64
50.7m	Max Binnington (49)(1)	W/V	A	23/3/75
50.7m	Ken Elphick (52)(4)	N	H	20/3/85
50.88	Dale Horrobin (60)(2)	V	C	31/3/85
50.92	Hamish Halley (66)(2)	N	C	6/3/86
50.9m	Geoff McNamara (41)(1)	V	S	24/3/68
50.9m	Steve Endean (55)(2)	N	M	17/12/81
51.09	Dave Robertson (54)(2)	V	P	23/3/79
51.7m	Gary Cox (51)(1)	N	A	23/3/75

85/86

50.74	Ken Gordon (62)(1)	Q	A	16/3
50.75	Gordon (1)		C	6/3
50.83	Gary Brown (54)(1)	Q	M	20/3
50.92	Hamish Halley (66)(2)	N	C	6/3
50.93	Gordon (2)		M	20/3
51.00	Dale Horrobin (60)(2)	V	A	16/1
51.14	Halley (1)		M	20/3
51.17	Halley (1)		A	16/3
51.24	Leigh Miller (63)(3)	V	C	6/3
51.25	Horrobin (1)		M	23/2
51.29	David Hodgson (59)(4)	V	A	16/3
51.3m	Gordon (1)		C	8/2
51.52	Dave Robertson (56)(5)	V	M	20/3
51.6m	Mark Woodbridge (58)(1)	V	M	4/3
51.69	Steve Shirley (63)(5)	Q	A	16/3
51.8m	Dolph Francis (67)(1)	Q	B	1/3
52.0m	Darren Wright (65)(1)	W	P	22/2

52.0m	Scott Klose (88)(2)	Q	B	1/3
52.2m	David Tarbotton (62)(1)	N	C	14/1
52.39	Neil McGillivray (54)(4)	V	M	15/2
52.45	Roger Parenano (64)(1)	W	Irvine	11/5
52.49	Mark Longmuir (67)(6)	V	C	6/3
52.70	Stuart Miller (59)(6)	V	M	23/2
52.74	Steve Endean (55)(1)	N	S	2/2
53.1m	Paul Dunne (63)(1)	V	M	10/12
53.1m	Mike Edwards (56)(2)	W	P	19/2
53.1m	Felix Ratcliffe (65)(1)	T	B	3/3
53.2m	Chris Nunn (58)(1)	S	A	16/2
53.52	David Murphy (69)(1)	A	C	22/2
53.4m	Mike Willis (55)(2)	V	M	5/12
53.54	Andrew Zurzise (68)(2)	N	A	15/3
53.57	Richard Nganlaca (66)(1)	N	A	15/3
53.5m	Brett Hundloo (65)(3)	Q	B	30/11
53.66	Simon Shirley (66)(1)	Q	Los Angeles	29/3
54.02	Geoff Sayer (68)(3)	N	S	9/11
54.0m	Robert Habel (63)(2)	T	B	3/3
54.27	Robert Cizane (60)(3)	V	M	15/2
54.73	Damian Gainer (66)(2)	N	S	30/11
54.77	Matthew Purwood (5)(2)	V	M	23/2
54.87	David Hissam (67)(5)	N	A	15/3
54.8m	Chris Bradshaw (61)(3)	V	M	26/11
54.8m	Paul Head (1)(3)	W	P	19/2
55.0m	Graig Logan (62)(1)	V	M	30/11

2000 METRES STEEPLECHASE

85/86

5:45.3m	Pat Woods (67)(1)	A	C	4/2
5:48.1m	Michael Inwood (65)(1)	Q	B	30/11
5:49.5m	Peter Burton (56)(1)	N	C	4/1
5:51.65	Greg Collier (69)(1)	V	H	9/3
5:51.91	Stephen Rathwell (67)(1)	N	S	25/1
5:54.97	Ray Boyd (66)(2)	W	A	15/3
5:55.55	Bruce Jones (1)(1)	Q	B	15/2
5:55.88	Tim Beadwin (67)(3)	V	A	15/3
5:58.09	Richard Porter (66)(4)	S	A	15/3
5:59.20	Roburt Godino (1)(2)	V	M	15/2
5:59.33	Richard Deuteb (67)(2)	N	P	14/12
6:00.39	Kim White (66)(6)	W	A	25/3
6:00.81	Todd Watts (67)(1)	W	P	14/12
6:01.7m	Hany El Salah (61)(1)	W	P	8/2
6:01.21	David Taig (70)(3)	V	M	15/2
6:04.1m	Jan Roberts (69)(1)	S	A	19/2
6:04.27	Chris White (69)(1)	N	P	13/12
6:04.96	Brett Horton (66)(1)	V	M	15/2
6:05.6m	John Fraser (66)(2)	S	A	26/2
6:05.92	Merv Johnstone (67)(2)	V	H	15/2
6:06.30	Steven Anderson (67)(4)	Q	P	14/12
6:06.72	Steven Tagg (69)(2)	Q	B	15/2
6:07.4m	Andrew Whitehead (66)(2)	A	C	4/2
6:08.6m	Mark Nicholl (66)(1)	N	S	2/11
6:08.98	Justin Plowright (70)(1)	V	B	6/3
6:09.2m	Michael Barton (65)(2)	N	P	13/2
6:10.58	David Dundie (1)(2)	N	S	2/2
6:10.86	Brett Adams (68)(4)	V	M	15/2

3000 METRES STEEPLECHASE

All-Time

8:21.98	Kerry O'Brien (46)(1)	S	Berlin	4/7/70
8:26.2m	Tony Manning (43)(1)	N	Edinburgh	23/7/70
8:27.0m	Peter Larkins (50)(1)	V	M	11/3/76
8:29.0m	Bob Hendy (45)(1)	V	Victoria	7/7/73
8:31.18	Gary Zeuner (53)(1)	S	A	13/3/82
8:31.4m	Rob Gilliland (57)(1)	V	M	6/3/80
8:35.02	Wayne Dyer (58)(3)	V	M	11/3/84
8:36.2m	Ian Blackwood (41)(1)	V	M	3/3/66
8:36.8m	Bob Walczak (50)(1)	V	A	22/3/75
8:38.7m	Brendan Hewitt (64)(1)	S	A	8/2/84
8:39.0m	Trevor Vincent (38)(1)	V	S	2/2/64
8:42.87	Rob Neylon (58)(6)	V	Christchurch	1/2/81
8:43.4m	Gary Briggs (58)(1)	Q	A	11/3/83
8:44.0m	Kerry Pearce (46)(4)	V	Los Angeles	18/7/69
8:44.5m	Phil Cuffe (54)(1)	V	M	12/1/78
8:44.52	Graig Logan (62)(1)	V	M	22/2/86
8:44.6m	Fred Longford (46)(1)	W	M	30/3/74
8:46.1m	Jeff Thompson (1)(5)	N	Austin	2/4/77
8:47.0m	Grant Taggart (47)(2)	V	M	30/3/74
8:47.6m	Chris Cook (58)(2)	A	M	32/3/84

85/86

8:39.4m	Gary Zeuner (53)(1)	S	A	20/3
8:41.53	Zeuner (1)		A	16/3
8:44.52	Graig Logan (62)(1)	V	M	22/2
8:47.70	Logan (1)		M	23/1

1/3
14/1
15/2
11/5
6/3
23/2
2/2
1/12
9/2
3/3
4/2
2/2
1/12
5/3
3/3
1/1
1/1
1/1
2/2
1/1
1/1
2/2
1/1

3:49.3m	Brendan Hewitt (64)(1)	S	A	19/2
3:50.10	Michael Inwood (65)(2)	Q	A	16/3
3:50.50	Pat Kaufman (58)(2)	V	M	22/2
3:50.6m	Shane Scott (62)(1)	V	M	5/12
3:51.47	Shane George (65)(3)	Q	A	16/3
3:52.3m	Scott (1)	M		9/11
3:52.3m	Chris Lynch (54)(2)	V	M	9/12
3:52.31	Peter Brett (62)(1)	S	Irvine	10/5
3:52.44	Mark Houches (62)(3)	V	M	22/2
3:52.98	John Cornack (61)(4)	V	M	22/2
3:50.1m	Ian Eckersley (61)(2)	Q	M	28/1
3:51.24	Barry Greig (62)(2h)	V	M	15/2
3:51.8m	Steve Brennan (51)(1)	V	M	25/1
3:52.87	Wayne Dyer (58)(4)	V	Burnaby	16/6
3:55.1m	Chris Cook (58)(1)	A	C	14/1
3:53.31	D Bellis () (7)	V	M	22/2
3:55.8m	Andrew Douglas (61)(1)	N	S	15/2
3:57.38	Graeme Cook () (1)	N	S	9/2
3:58.0m	Graeme Olden () (2)	S	A	18/12
3:58.76	J Sanderson () (8)	V	M	22/2
3:57.32	Pat Maslen () (9)	W	M	22/2
3:52.27	G Brown () (10)	V	M	22/2
3:52.62	P Van Leur () (4h)	V	M	15/2
3:52.7m	Graham Kipp (46)(4)	V	M	5/12

4x100 METRES RELAY

39.35	Oceania Team (5)	C		5/10
40.1m	National Team (2)	Burnaby		16/6
40.27	Victoria (1)	A		15/3
40.28	National Team (2)	Berkeley		22/6
40.52	Select Team 'A' (1)	C		21/1
40.83	South Australia (2)	A		15/3
40.85	Select Team (1)	S		9/3
41.1m	Southern Suburbs U/20 (1)	B		22/2
41.29	A.G.T. (3)	A		15/3
41.2m	Waverley (1)	M		1/3
41.39	Select Team 'B' (2)	C		21/1
41.3m	Box Hill (2)	M		1/3
41.51	Tasmania (4)	A		15/3
41.3m	Mayne Harriers (2)	B		22/2
41.5m	C.T.G. (1)	A		23/1
41.72	Victorian Schools Team (1)	P		13/12
41.7m	East (1)	M		14/11
41.90	Nepean (1)	S		7/12
41.91	Manly Warringah (1)	S		30/11
41.91	Queensland U/20 (1)	A		15/3
41.92	Tiger Wests (2)	S		7/12
41.93	Queensland Schools (2)	P		13/12
41.8m	A.I.S. (1)	C		4/2
41.95	N.S.W. Schools (3)	P		13/12
41.98	Select Team 'C' (3)	C		21/1
42.00	Australian Schools (1)	Hamilton		23/1

4x200 METRES RELAY

1:24.8m	Box Hill (1)	M		24/11
1:25.19	Eastern Suburbs (1)	S		8/12
1:25.62	Manly Warringah (2)	S		8/12
1:25.9m	Southern Suburbs U/20 (1)	B		23/2
1:25.7m	Waverley (2)	M		24/11
1:25.86	Ryde-Burnaby (3)	S		8/12
1:25.9m	Mayne Harriers (2)	B		23/2
1:26.0m	Sandringham (3)	M		24/11
1:26.29	Select Team (1)	P		22/1
1:27.05	Southern Coast (4)	S		8/12
1:27.05	Nepean (5)	S		8/12
1:27.06	Eastern Suburbs U/20 (1)	S		7/12
1:27.3m	Mitchelton (4)	B		23/2
1:27.45	Australian Schools (1)	Hamilton		23/1
1:28.93	Revesby Workers (6)	S		8/12

5x400 METRES RELAY

3:01.35	Oceania Team (3)	C		6/10
3:06.36	N.S.W. (1)	A		16/3
3:09.06	Victoria (2)	A		16/3
3:09.80	National Team (3)	Berkeley		23/6
3:11.94	Eastern Suburbs (1)	S		7/12
3:12.81	Victoria U/20 (1)	A		15/3
3:13.31	Queensland (3)	A		16/3
3:13.58	Queensland U/20 (2)	B		15/3
3:13.64	Australian Schools (1)	Auckland		26/1
3:14.4m	Mayne Harriers (1)	B		22/2

3:14.68	N.S.W. U/20 (3)	A		15/3
3:15.34	Tiger Wests U/20 (1)	S		8/12
3:15.3m	Box Hill (1)	M		16/11
3:15.7m	East (1)	M		5/12
3:15.87	Tasmania (4)	A		16/3
3:15.96	University of NSW (2)	S		7/12

4x800 METRES RELAY

85/86				
7:30.41	Southern Coast (1)	S		8/12
7:38.3m	S.S.M. (1)	M		24/11
7:38.53	Eastern Suburbs (2)	S		8/12
7:39.2m	Queensland University (1)	B		23/2
7:39.3m	Box Hill (2)	M		24/11
7:39.9m	Glenhuntly (3)	M		24/11
7:41.2m	Mt. Gravatt (2)	B		23/2
7:43.3m	Southern Suburbs (3)	B		23/2
7:47.19	Randwick-Borony (3)	S		8/12
7:48.9m	Woden Valley (1)	C		23/1
7:49.7m	Glenhuntly U/20 (1)	M		24/11
7:50.4m	A.N.U. (2)	C		23/11
7:52.13	Sutherland (4)	S		8/12
7:53.12	Northern Suburbs (5)	S		8/12
7:54.15	Manly Warringah (6)	S		8/12
7:55.25	Ryde-Bornaby (7)	S		8/12
7:56.2m	Ecw-Camberwell U/20 (2)	M		24/11
7:57.7m	Essendon-EMU U/18 (1)	M		24/11
7:58.8m	Mitchelton (4)	B		23/2
7:59.20	University of NSW (3h)	S		8/12
7:59.2m	Xavier College (1)	M		26/10

4x1500 METRES RELAY

15:52.87	Bankstown Sports (1)	S		7/12
15:53.75	St. George (2)	S		7/12
15:58.65	Eastern Suburbs (3)	S		7/12
16:00.00	Manly Warringah (4)	S		7/12
16:01.5m	Mt. Gravatt (1)	B		22/2
16:13.4m	Southern Suburbs (2)	B		22/2
16:16.72	Tiger Wests (5)	S		7/12
16:19.3m	Nundah (3)	B		22/2

3,000 METRES WALK

All Time				
11:11.5m	Dave Smith (55)(1)	V	S	8/3/81
11:28.2m	Willi Savall (41)(1)	V	M	15/3/80
11:34.9m	Andrew Jachno (62)(1)	V	M	1/3/86
11:50.6m	Michael Harvey (62)(2)	V	M	1/3/86
11:51.45	Simon Baker (58)(2)	V	M	31/1/85
11:53.3m	Tim Erickson (50)(1)	V	M	15/11/80
12:00.3m	Mike Woods (62)(1)	N	S	13/3/82
12:11.4m	Alan Muir (64)(2)	N	S	13/3/82
12:15.2m	Graeme Nicholls (48)(1)	V	Ballarat	17/1/70
12:15.2m	Bill Dyer (61)(4)	V	M	14/3/81
12:16.4m	Nick A'Hern (69)(1)	N	S	19/2/86
12:17.2m	Rosa Haywood (47)(1)	V	H	21/3/76
12:20.4m	Michael de Clifford (63)(1)	W	M	-/5/82

12:20.4m	Martin Richardson (63)(2)	V	M	21/1/84
12:22.1m	Rob Mc Fadden (66)(1)	S	A	7/2/86
12:23.6m	Don Keane (30)(1)	V/W	M	6/10/56
12:23.8m	Dave Cash (51)(1)	V	M	7/11/81
12:24.5m	Duncan Knox (59)(3)	V	M	2/2/84
12:25.3m	John Smith (38)(1)	N	S	8/11/80
12:26.8m	Frank Clark (43)(1)	N	S	14/2/70

85/86

11:34.9m	Andrew Jachno (62)(1)	V	M	1/3
11:44.21	Jachno (1)	C		6/3
11:50.6m	Michael Harvey (62)(2)	V	M	1/3
11:53.3m	Jachno (1)	London		10/10
11:56.38	Simon Baker (58)(4)	V	C	6/3
11:57.6m	Baker (1)	M		21/12
12:06.9m	Harvey (1)	M		25/1
12:07.22	Willi Savall (41)(1)	V	M	23/1
12:07.6m	Savall (1)	M		6/2
12:09.3m	Savall (1)	M		5/12
12:16.4m	Nick A'Hern (69)(1)	N	S	19/2
12:22.1m	Rob Mc Fadden (66)(1)	S	A	7/2
12:28.1m	Paul Copeland (67)(2)	V	M	25/1
12:33.5m	Michael Bodley (66)(2)	V	M	6/2
12:36.3m	John Smith (38)(1)	N	S	30/11
12:43.5m	Ben Cullen (64)(2)	N	S	19/2
12:44.59	David Thomson (45)(5)	A	C	6/3
12:44.7m	Grant Saunders (67)(1)	V	M	18/1
12:46.0m	Mark Donahoe (58)(2)	V	M	21/12
12:51.2m	George White (45)(2)	S/V	M	23/11

REX HARVEY SPORTS STORE

Specialists in all
SPORTING EQUIPMENT
CLOTHING & FOOTWEAR,
FISHING TROPHIES
& HARDWARE

**49 Commercial St. East.
Mount Gambier 25 7995**

After Hours Mount Gambier
266 253

SUNLAND CARAVAN PARK

CLEAN, MODERN
AMENITIES, COLOUR TV,

Pool, On Bus Route, 5 Km
from City G.P.O. Sporting Facilities,
Supermarket, 50 On Site
Luxury & Economy Vans,
(Air Conditioning Available)
Van Sites With Concrete Pads,
Electricity, Water Sewerage,
Campers, Petrol & LPG.
Relaxvans, & On Site Cabins,
Tours Arranged.
Bankcard, Mastercard & Visa.
Member C.P.A.

**49 Pease St, Manoora
Cairns, Qld.
(070) 53 2901**

Incorp. Valley Lodge Motel A Flag Member

ELIZA'S RESTAURANT

BEEF — SEAFOOD — POULTRY
COCKTAIL BAR — OPEN FIRES

**VOTED BEST STEAK
IN TASMANIA**

Bulletin Award 10-1-84

YOUR HOST: JEAN MULLER

28 0125



For Reservations
11 AUGUSTA ROAD, NEWTOWN
AT THE VALLEY LODGE MOTEL

JAY-LEE

T-SHIRTS

AUSTRALIA PTY. LTD.

Manufacturers of
PLAIN OR PRINTED T-SHIRTS
SLOPPY JOES
TRACK SUITS
SINGLETS, ETC.
very competitive prices

**31 PUNCHBOWL ROAD,
BELFIELD. PH: 642-2647**

18.52.1m	Ian Fay (60)(2)	S	A	27/2	23.38.50	Kevin Lowden (68)(5)	V	M	23/2
18.52.65	Trevor Hancarrow (64)(3)	V	M	23/1					
18.52.8m	Keith Knox (50)(2)	N	S	30/11	10KM WALK (Track)				
18.53.0m	Bill Dyer (61)(3)	V	M	18/1					
18.53.5m	Paul Kennedy (57)(4)	V	M	6/2	85/86				
18.53.52	Ian Waters (67)(4)	V	M	23/1	38.20.9m	Dave Smith (55)(1)	V	S	15/9
18.55.60	Dave Cash (51)(5)	V	M	23/1	40.18.7m	Smith (1)	V	M	12/2
18.55.6m	Colin Barnett (64)(1)	N	S	9/11	41.06.0m	Simon Baker (58)(2)	V	S	15/9
18.56.4m	Steve Hausfeld (52)(2)	A	C	1/3	42.55.0m	Andrew Jachno (62)(2)	V	M	12/2
18.57.4m	Craig Brill (67)(3)	V	M	9/11	44.24.0m	Michael Harvey (62)(4)	V	M	12/2
18.58.06	Anthony Barrett (49)(6)	V	M	23/1	44.36.0m	Baker (5)	M	M	12/2
18.02.9m	Kevin Lowden (68)(6)	V	M	1/3	44.38.7m	Paul Copeland (67)(6)	V	M	12/2
18.04.0m	Mark Thomas (62)(2)	V/S	A	13/11	46.37.89	John Smith (38)(1)	N	S	11/1
18.04.3m	Peter Vanatan (70)(7)	V	M	1/3	47.38.47	Craig Brill (67)(2)	V	A	13/3
18.05.8m	Bruce Dudon (44)(4)	V	M	18/1	48.01.0m	Andrew Ludwig (66)(1)	Q	B	1/3
18.07.5m	Terry Jones (48)(1)	W	P	4/1	48.34.18	Colin Barnett (64)(2)	N	S	11/1
18.13.0m	Craig Topperwein (71)(3)	S	A	13/11	48.35.0m	Ian Waters (67)(7)	V	M	12/2
18.16.4m	S Bourke () (4)	V	M	25/1	49.27.0m	Bruce Dudon (44)(8)	V	M	12/2
18.17.0m	Mark Wall (56)(4)	V	M	14/12	49.42.0m	Murray Dickinson () (9)	V	M	12/2
18.17.71	Lee Cromer () (1)	W	F	17/12					
18.20.0m	John Coats () (3)	V	M	12/10	20KM WALK (Road)				
18.20.74	Ben Richardson () (1)	N	S	20/10	All Time				

5,000 METRES WALK

All Time									
18.52.87	Dave Smith (55)(1)	V	C	21/2/86	1.19.52.0	Dave Smith (55)(1)	V	Shanghai	16/3/85
19.45.65	Willi Sawall (41)(2)	V	M	31/3/84	1.21.36.0	Willi Sawall (41)(1)	V	M	4/7/82
19.46.01	Simon Baker (58)(2)	V	A	15/3/86	1.24.28.9	Simon Baker (58)(1)	V	M	21/1/84
19.56.07	Andrew Jachno (62)(3)	V	A	15/3/86	1.24.39.6	Andrew Jachno (36)(2)	V	M	21/1/84
19.26.23	Michael Harvey (62)(4)	V	A	15/3/86	1.27.12.0	Tim Erickson (50)(1)	V	M	14/12/80
19.54.56	Mike Woods (62)(3)	N	S	23/2/85	1.27.29.0	Bill Dyer (61)(-)	V	M	22/6/85
21.08.2m	Paul Copeland (67)(2)	V	M	26/11/85	1.27.42.0	Michael Harvey (62)(1)	V	M	15/12/85
21.11.77	Alan Muir (64)(5)	N	M	31/3/84	1.28.17.1	Mike Woods (62)(30)	N	Bergen	24/9/83
21.18.7m	Martin Richardson (63)(2)	V	M	29/11/83	1.29.12.0	Noel Freeman (38)(1)	V	M	9/4/68
21.21.2m	Rob McFadden (66)(1)	S	A	19/2/86	1.29.48.0	Martin Richardson (63)(3)	V	M	5/2/84
21.25.35	Steven Richardson (64)(6)	V	M	31/3/84	1.30.22.0	Don Keane (30)(1)	V/W	M	22/9/56
21.26.0m	Bill Dyer (61)(1)	V	M	8/2/84	1.30.28.0	Ross Haywood (47)(2)	V	M	5/2/78
21.30.7m	George White (45)(1)	S/V	A	7/12/83	1.31.13.2	Keith Knox (50)(1)	N	S	16/9/84
21.34.1m	Ben Cullen (64)(2)	N	S	19/1/85	1.31.14.0	Bob Cardiner (36)(2)	V	M	28/6/69
21.43.83	Duncan Knox (59)(7)	V	M	31/3/84	1.31.39.0	Frank Clark (43)(1)	N	S	4/5/68
21.44.71	Ian Fay (60)(5)	S	A	15/3/86	1.31.57.0	Graeme Nicholls (48)(1)	V	M	27/5/72
21.47.11	Keith Knox (50)(8)	N	M	31/3/84	1.32.47.0	Peter Fullager (43)(1)	S	A	11/7/72
21.47.90	David Thomson (45)(6)	A	A	15/3/86	1.32.55.0	John Sheard (48)(-)	V	Eschborn	30/9/79
21.49.06	Mark Thomas (62)(7)	V/S	A	15/3/86	1.33.04.0	George White (45)(1)	S	A	5/5/84
21.54.03	Michael Bodey (66)(8)	V	A	15/3/86	1.33.14.0	Peter Mc Cullagh (39)(1)	V	London	7/5/66

85/86

18.52.57	Dave Smith (55)(1)	V	C	21/2	1.22.14.0	Dave Smith (55)(-)	V	M	16/2
19.23.34	Smith (1)	A	15/3	1.25.32.0	Simon Baker (58)(12)	V	St Johns	29/9	
19.39.95	Smith (1)	M	22/2	1.26.09.0	Baker (1)	B	B	26/5	
19.46.01	Simon Baker (58)(2)	V	A	15/3	1.26.22.0	Andrew Jachno (62)(2)	V	B	26/5
19.56.07	Andrew Jachno (62)(3)	V	A	15/3	1.26.55.0	Jachno (-)	M	M	22/6
20.26.23	Michael Harvey (62)(4)	V	A	15/3	1.27.29.0	Bill Dyer (61)(-)	V	M	22/6
20.33.20	Harvey (2)	M	22/2	1.27.42.0	Michael Harvey (62)(1)	V	M	15/12	
20.35.6m	Jachno (1)	M	11/1	1.27.58.0	Willi Sawall (41)(-)	V	M	22/6	
20.36.8m	Harvey (1)	M	26/11	1.29.00.0	Jachno (27)	V	St Johns	29/9	
21.08.2m	Paul Copeland (67)(2)	V	M	26/11	1.29.39.0	Sawall (-)	B	B	25/8
21.18.10	Copeland (1)	A	14/3	1.29.49.0	Harvey (3)	B	B	26/5	
21.21.2m	Rob McFadden (66)(1)	S	A	19/2	1.29.59.0	Sawall (2)	M	15/12	
21.40.97	Baker (3)	C	21/2	1.35.12.0	Duncan Knox (59)(4)	V	M	4/5	
21.44.71	Ian Fay (60)(5)	S	A	15/3	1.35.18.0	Colin Barnett (64)(4)	N	B	26/5
21.47.90	David Thomson (45)(6)	A	A	15/3	1.36.18.0	Craig Brill (67)(1)	V	M	7/7
21.49.06	Mark Thomas (62)(7)	V/S	A	15/3	1.36.31.0	Ian Fay (60)(5)	S	B	26/5
21.54.03	Michael Bodey (66)(8)	V	A	15/3	1.36.55.0	Rob McFadden (66)(1)	S	N	11/8
21.54.52	Paul Kennedy (57)(9)	V	A	15/3	1.37.00.0	Hark Donahoo (58)(-)	V	C	9/6
22.06.0m	Bruce Cook (56)(4)	A	C	23/1	1.38.07.2	Keith Knox (50)(1)	N	Richmond	4/5
22.06.05	John Smith (38)(1)	N	S	14/12	1.38.10.0	Terry Jones (48)(7)	W	B	26/5
22.07.38	Nick A'Hern (69)(1)	N	S	9/2	1.38.13.0	Mark Dossator () (-)	V	M	25/8
22.11.3m	Anthony Barrett (49)(1)	V	M	28/1	1.38.27.0	Ian Waters (67)(-)	V	M	25/8
22.12.42	Steve Hausfeld (52)(5)	A	C	21/2	1.38.32.0	Jack Grimes (67)(1)	N	S	22/6
22.16.82	Terry Jones (48)(10)	W	A	15/3	1.38.48.0	Richard Everson (63)(8)	S	B	26/5
22.19.83	Colin Barnett (64)(11)	N	A	15/3	1.38.53.0	Bruce Dudon (44)(9)	V	B	26/5
22.26.41	Ian Waters (67)(2)	V	M	23/2	1.39.11.0	Tim Thompson (46)(10)	S	B	26/5
22.28.47	George White (45)(6)	S/V	M	22/2	1.39.16.0	Mark Wall (56)(11)	V	B	26/5
22.34.57	Dave Cash (51)(7)	V	M	22/2	1.39.49.0	Michael Bodey (66)(6)	V	M	15/12
22.35.34	Craig Brill (67)(3)	V	M	23/2	1.41.00.1	Alex Crawford (67)(3)	N	Richmond	4/5
22.55.0m	Grant Saunders (67)(4)	V	M	11/1	1.41.47.0	Tomasz Kozak (61)(13)	W	B	26/5
23.01.3m	Mark Donahoo (58)(2)	V	M	28/1	1.41.55.0	Harry Summers (35)(-)	V	M	25/8
23.03.0m	Peter Fullager (43)(3)	S	A	19/2	1.42.14.0	John Harris (49)(-)	Q	C	9/6
23.05.79	Ben Cullen (64)(2)	N	S	9/2	1.42.32.0	Kevin Lowden (68)(2)	V	M	7/7
23.11.94	Craig Topperwein (71)(4)	S	A	14/3	1.42.40.0	Paul Kennedy (57)(7)	V	M	15/12
23.12.23	Ben Richardson () (2)	N	S	9/2	1.42.49.0	Clarrise Jack (45)(-)	V	C	9/6
23.19.0m	Keith Knox (50)(3)	N	S	16/11	1.43.13.0	Paul Copeland (67)(8)	V	M	4/5
23.20.32	Andrew Ludwig (66)(5)	Q	A	14/3	30KM WALK				
23.21.0m	Bruce Dudon (44)(3)	V	M	10/12	85/86				
23.21.5m	Mark Wall (56)(5)	V	M	26/11	2.06.10.7	Dave Smith (55)(1)	V	M	15/2
23.31.85	Alex Crawford (67)(3)	N	S	14/12	2.13.15.0	Andrew Jachno (62)(-)	V	M	22/6
					2.16.25.1	Willi Sawall (41)(1)	V	M	25/8
					2.17.24.6	Jachno (2)	M	M	16/2

2.17.45.4	Sawall (3)	M	16/2	2.14	Jeff Parker (65)(2)	N B	21/3/85
2.18.54.4	Bill Dyer (61)(2)	V M	25/8	2.14	Angus Waddell (64)(1)	Q B	5/9/85
2.24.39.0	Dyer (-)	M	7/7	2.14	Michael Hawkey (66)(2)	V A	14/3/85
2.24.39.0	Sawall (-)	M	7/7				
2.25.40.4	Ian Fay (60)(4)	V M	25/8	05/86			
2.25.21.3	Michael Harvey (62)(3)	V M	25/8	2.20	John Atkinson (63)(7)	Q London	14/7
2.27.55.5	Mark Bossett () (5)	V M	25/8	2.20	Atkinson (1)	Nagano	8/9
2.28.45.0	Ian Waters (67)(6)	V M	25/8	2.20	Atkinson (2)	C	2/10
2.30.22.4	Colin Barnett (64)(1)	N S	11/5	2.19	Atkinson (3)	B	9/3
2.33.33.0	Mark Donahoe (58)(1)	V M	26/1	2.19	Atkinson (1)	M	20/3
2.34.39.7	Harry Summers (35)(7)	V M	25/8	2.16	Ian Rutledge (65)(2)	Q A	15/3
2.36.41.0	David Thomson (45)(-)	A M	7/7	2.15	Atkinson (1)	B	24/8
2.39.50.0	Richard Everson (63)(2)	S A	-/5	2.15	Mike Allen (66)(1)	M P	25/1
2.40.35.0	Dave Cash (51)(-)	V M	22/6	2.15	Allen (1)	P	1/2
2.41.34.0	Robin Whyte (52)(-)	A M	7/7	2.15	Allen (1)	P	8/2
2.42.10.0	Mark Wall (56)(-)	V M	22/6	2.13	Atkinson (1)	B	15/2
2.42.19.6	John Smith (38)(2)	N S	11/5	2.15	Joe Cardone (65)(1)	S A	15/2
2.43.05.0	John Cust () (-)	V M	22/6	2.15	John Knight (58)(2)	V A	15/2
2.43.46.0	Duncan Knox (59)(-)	V M	7/7	2.15	Knight (1)	M	22/2
2.45.13.3	John Harris (49)(3)	Q S	11/5	2.15	Allen (1)	C	23/2
				2.15	Atkinson (2)	C	23/2
				2.15	Mark Howard (66)(3)	V M	20/3
				2.15	Knight (4)	M	20/3
				2.14	Jeff Parker (65)(4)	N S	9/3
				2.14	Michael Hawkey (66)(2)	V A	14/3
				2.13	Mark Barratt (58)(2)	S P	22/1
				2.13	Damian Medina (56)(=7)	Q A	15/3
				2.12	Phillip Henderson (67)(1)	V P	14/12
				2.12	Andrew Rogers (69)(1)	S P	15/12
				2.11	Theo Xavieris (69)(3)	N A	14/3
				2.10	John Yazley (61)(=2)	Q B	15/2
				2.08	Herb McLelland (69)(1)	W P	19/10
				2.08	Steve Knott (59)(1)	T H	25/1
				2.08	Paul Cameron (67)(1)	Q B	15/2
				2.06	Simon Shirley (66)(dec)	Q Berkeley	22/6
				2.06	Tim Minihan (67)(1)	N S	9/2
				2.05	Mark Tully (67)(=1)	V M	26/10
				2.05	Darren Butler () (=1)	V M	26/10
				2.05	Anthony Ryan (65)(1)	N S	2/11
				2.05	Ernie Keseg () (1)	S A	23/11
				2.05	Jason Little () (2)	Q P	15/12
				2.05	Mark Lane (64)(=2)	Q B	7/12
				2.05	David Hoyle (63)(=1)	V M	1/12
				2.05	Richard Sandilands (67)(4)	N C	23/2
				2.05	Paul Cleary (62)(1)	A C	4/2
				2.05	Des Braithwaite (65)(2)	V M	22/2
				2.05	W Lefebvre () (1)	N C	1/3
				2.04	David Harrison (66)(2)	Q B	22/12
				2.02	John De La Mare (69)(2)	N S	1/2
				2.01	Peter Beames (63)(dec)	V C	9/11
				2.00	Mark Helier (69)(1)	S A	5/10
				2.00	Bruce Hoogendoorn () (1)	A C	12/10
				2.00	Ray Stegubals (63)(1)	V M	19/10
				2.00	Matthew Brown () (1)	S A	19/10
				2.00	Mal MacFarlane (51)(1)	V M	9/11
				2.00	Peter Milford (67) (2)	Q B	9/11
				2.00	Kevin Bunter () (3)	Q B	9/11
				2.00	Mark Thebridge (62)(1)	N S	23/11
				2.00	Ross Wickham () (2)	W P	22/1
				2.00	Clive Munzberg (67)(1)	S A	8/2
				2.00	Ray Smith (66)(3)	N S	9/2
				2.00	Cameron Lucht (69)(1)	Q B	16/2
				2.00	Andrew Munzberg (65)(4)	S A	23/2
				2.00	G Scott () (6)	A C	23/2

50KM WALK

All Time

3.46.34.0	Willi Sawall (41)(1)	V A	6/4/80
4.01.02.0	Andrew Jachno (62)(1)	V A	18/3/84
4.03.17.0	Tim Erickson (50)(25)	V Eschborn	30/9/79
4.05.41.0	Michael Harvey (62)(2)	V A	18/3/84
4.11.08.0	Bill Dyer (61)(1)	V M	15/7/84
4.13.55.0	John Sheard (48)(36)	V Eschborn	30/9/79
4.14.17.0c	Bob Gardiner (36)(1)	V M	24/8/68
4.16.34.0	Ian Fay (60)(1)	V M	7/7/85
4.17.44.0	Keith Knox (50)(1)	N S	18/8/84
4.20.00.0	Ted Allaopp (26)(2)	V M	24/9/66
4.20.38.0	Peter Pullager (43)(1)	S A	4/9/71
4.22.50.8	Frank Clark (43)(1)	N S	26/8/67
4.23.56.2	Ian Hodgkinson (48)(4)	W P	11/9/72
4.24.19.6	Ron Crawford (36)(1)	N Tokyo	18/10/64
4.24.44.0	Bruce Cook (56)(1)	Q/A C	3/7/82
4.25.09.5c	Noel Freeman (38)(2)	V M	23/6/58
4.27.15.0	Duncan Knox (59)(4)	V S	9/7/83
4.27.57.0	Greg Sockhill (57)(4)	Q M	15/7/79
4.28.39.6	Steve Hausfeld (52)()	N/A S	14/8/71
4.28.55.4	Robin Whyte (52)()	A S	14/8/71

85/86

4.06.38.0	Willi Sawall (41)(1)	V St Johns	28/9
4.10.26.1	Sawall (1)	M	7/7
4.16.14.0	Bill Dyer (61)(2)	V M	7/7
4.16.34.0	Ian Fay (60)(3)	V M	7/7
4.29.16.0	Fay (33)	St Johns	28/9
4.29.54.0	Mark Bossett () (1)	V B	11/8
4.31.18.0	Michael Harvey (62)(4)	V M	7/7
4.34.46.0	Harry Summers (35)(5)	V M	7/7
4.37.03.0	Mark Donahoe (58)(6)	V M	7/7
4.38.19.0	Robin Whyte (52)(7)	A M	7/7
4.40.34.0	Con Kozak () (2)	W H	11/8
4.41.52.0	Colin Barnett (64)(3)	N H	11/8
4.44.35.0	Peter Pullager (43)(4)	S E	11/8
4.48.20.0	Mark Wall (56)(9)	V H	7/7
4.51.11.0	John Harris (49)(6)	Q B	11/8
4.53.06.0	Tim Thompson (46)(10)	S M	7/7
4.57.55.0	David Thomson (45)(8)	A H	11/8
5.01.02.0	Dave Cash (51)(1)	V M	7/7
5.05.15.0	Frank Overton () (9)	N H	11/8
5.06.13.0	Ben Cullen (64)(1)	N S	22/6
5.08.40.0	Keith Law () (2)	N S	22/6
5.08.52.0	David Moore () (10)	A H	11/8

HIGH JUMP

All Time

2.28	John Atkinson (63)(1)	Q M	31/3/84
2.21	Peter Boyce (46)(1)	V Fresno	30/3/68
2.21	Gordon Windeyer (54)(1)	N B	3/6/78
2.20	Tony Sneaswell (42)(1)	V Tokyo	14/10/63
2.20	John Knight (58)(2)	V B	3/2/85
2.20	Mike Allen (66)(1)	W P	2/3/85
2.19	Laurie Peckham (44)(=1)	V M	23/10/65
2.184	Larry Sayers (57)(1)	N Tallahassee	22/3/80
2.18	David Hoyle (63)(1)	V A	21/3/81
2.16	Peter Wright (49)(2)	N/V Pullman	14/6/70
2.16	David Anderson (65)(1)	W B	21/3/82
2.16	Mark Barratt (58)(5)	S London	24/7/82
2.16	Ian Rutledge (65)(1)	Q B	3/3/84
2.15	Mark Lane (64)(1)	Q M	30/3/84
2.15	Joe Cardone (65)(1)	S A	15/2/86
2.15	Mark Howard (66)(3)	V M	20/3/86
2.144	Colin Ridgway (39)(1)	V Laredo	10/3/62
2.14	Michael Dick (61)(1)	A P	24/3/79

POLE VAULT

All Time

5.53	Don Baird (51)(1)	V Long Beach	16/4/77
5.30	Ray Boyd (51)(1)	V M	15/3/76
5.25	Neil Honey (63)(2)	V P	25/1/86
5.25	Steve Wilson (68)(2)	S M	20/3/86
5.19	Ed Johnson (46)(1)	V M	4/12/71
5.15	Andrew Stewart (55)(2)	V M	24/2/80
5.10	Simon Arkell (66)(1)	S A	2/3/86
5.05	Greg Wainwright (61)(1)	S A	21/12/85
5.05	Kym Simons (58)(2)	S A	2/3/86
5.00	Rob Chisholm (57)(1)	V M	12/11/83
4.95	Rob Huddle (54)(1)	V M	26/2/77
4.88	Mike Sullivan (45)(1)	V M	17/3/68
4.88	Trevor Bickle (43)(1)	W M	16/3/68
4.81	Peter Hadfield (55)(dec)	N A	8/4/84
4.80	Brett Randall (59)(2)	V M	22/11/80
4.80	John Mattinson (65)(2)	S A	11/3/84
4.80	Tim Foster (67)(1)	S A	16/2/86
4.78	Ross Filshie (39)(1)	V S	26/2/66
4.75	Chris Spillane (67)(2)	V M	6/2/86

Date	Name	Country	Event	Time	Time	Name	Country	Event	Time
1/3/82	Mark Stewart (62)(6)	V	M	1/4/84	7.73 (+1.8)	Culbert (1)	A		15/3
5/9/82	Gavin Vernon (59)(1)	N	S	5/12/84	7.72 (+2.0)	Culbert (3)	M		13/2
4/3/86	Bruce Barbour (64)(3)	Q	C	30/3/85	7.68 (+1.7)	Culbert (1)	C		6/3
					7.62 (+0.7)	Robert Hallam (62)(1)	N	S	8/2
					7.61 (+0.7)	Michael Morgan (66)(2)	V	A	15/3
					7.36 (+0.8)	Peter Fossey (59)(dec)	V	Shanghai	4/6
85/86	Neil Honey (63)(2)	V	P	25/1	7.32 (+1.8)	Brett Vanderwyk (69)(1)	V	M	23/2
5.25	Honey (1)	M	M	23/2	7.29 ()	Paul Cleary (62)(1)	A	C	22/2
5.25	Steve Wilson (68)(2)	S	M	20/3	7.28 ()	Eddy Van Der Jagt(67)(3)	N	M	20/3
5.25	Honey (3)	M	M	20/3	7.27 (+0.7)	Glenn Carroll (67)(7)	N	A	16/3
5.20	Honey (3)		Barnaby	18/6	7.25 (+1.7)	Simon Shirley (66)(dec)	Q	Kobe	3/9
5.20	Honey (2)		Berkeley	22/6	7.25 ()	Brian Hutchins (58)(1)	N	Auburn	26/1
5.15	Honey (1)	M	M	1/2	7.24 (+1.6)	Darren Hosking (69)(3)	S	A	15/3
5.15	Wilson (1)	A	A	8/2	7.22 ()	Andrew Newton (63)(1)	W	P	9/11
5.15	Honey (2)	A	A	16/3	7.18 ()	Ian Van Roden (66)(1)	Q	B	7/12
5.10	Honey (1)	M	M	18/1	7.18 ()	Dean Smith (67)(dec)	Q	B	11/1
5.10	Honey (2)	P	P	22/1	7.17 ()	Wick Broome (61)(1)	V	M	11/1
5.10	Wilson (1)	A	A	1/3	7.17 ()	Steve Knott (59)(1)	T	H	25/1
5.10	Simon Arkell (66)(1)	S	A	2/3	7.17 ()	Greg Flawack (63)(1)	S	A	8/2
5.05	Greg Walworth (61)(1)	S	A	21/2	7.17 ()	Lynden Johnson (70)(-)	Q	H	9/3
5.05	Kym Simons (58)(2)	S	A	2/3	7.16 (+1.6)	Michael Bourke (64)(-)	V	M	23/2
4.80	Tim Foster (67)(1)	S	A	16/2	7.13 ()	Clint Harvey (68)(2)	Q	B	7/12
4.75	Chris Spillane (67)(2)	V	M	6/2	7.13 ()	Robert Knight ()	S	A	21/12
4.75	Rob Huddle (54)(2)	V	M	23/2	7.09 ()	Scott Kendall ()	V	M	18/1
4.71	Brett Randall (59)(1)	V	M	11/2	7.08 ()	Sean Disbury (66)(1)	S	A	14/12
4.71	Andrew Stewart (55)(2)	V	M	11/2	7.08 (0.0)	Paul Simensen (66)(2)	N	C	2/3
4.70	Mark Stewart (62)(1)	V	M	13/2	7.07 ()	Bruce Barbour (64)(1)	Q	B	2/11
4.63	Justin Thomas (67)(dec)	S	A	19/12	7.06 ()	Steve Wilson (68)(1)	S	A	9/11
4.60	Chris Bradshaw (61)(=4)	V	M	11/2	7.03 (+1.0)	Andrew Rogers (69)(3)	S	Auckland	18/1
4.60	Jicra Ware (68)(1)	N	C	22/2	7.02 ()	Anthony Brown ()	H	Auburn	26/1
4.60	Stuart Andrews (62)(2)	S	C	22/2					
4.60	Gavin Vernon (59)(10)	N	A	16/3					
4.50	Adam Steinhardt (69)(1)	S	A	8/10					
4.50	Anthony Hough (64)(1)	N	C	22/2					
4.50	Robert Sailer (58)(1)	S	Auckland	15/3	Wind Assisted				
4.40	Mezár Avdic (57)(1)	V	M	23/11	8.12 (+4.6)	Honey (1)	M		23/2
4.40	Nick Lanthorne ()	Q/W	B	7/12	8.12 (+2.3)	Honey ()			23/2
4.40	Luke Veal (60)(2)	V	M	14/11	8.08 ()	Honey (1)	Y	Yokohama	8/9
4.40	Paul Anderson (62)(6)	V	M	6/2	8.05 (+2.1)	Honey (1)	M		13/2
4.40	Peter Fossey (59)(1)	V	C	7/1	7.76 (+2.7)	Morgan (2)	M		13/2
4.40	S Pinney ()	Cam/V	M	11/2	7.54 (+3.1)	Shirley (dec)		Kobe	3/9
4.40	Geoff Jones (59)(4)	N	C	22/2	7.50 ()	Van der Jagt (1)	S		21/12
4.35	Colin Mackie (60)(3)	V	M	13/2	7.43 ()	Carroll (1)	S		21/12
4.30	Rob Chisholm (57)(1)	V	M	1/2	7.41 (+4.2)	Fossey (dec)	M		8/2
4.30	Stephen Bewe (62)(5)	A	C	22/2	7.28 ()	Hosking (1)	A	Auckland	26/1
4.30	Peter Herd ()	N	C	2/3	7.28 (+3.4)	Bourke (4)	M		23/2
4.30	Rob Jarvin (65)(6)	S	A	23/11	7.27 (+3.0)	Johnson (1)	H		9/3
4.20	Michael Smith (61)(2)	V	M	30/11	7.24 (+3.8)	Van Roden (3)	B		16/2
4.20	Steve Knott (59)(1)	T	H	5/1	7.20 (+3.7)	Broome (6)	M		23/2
4.20	Dave Pfeiffer ()	V	M	11/2					
4.20	Simon Shirley (66)(dec)	Q	B	8/3	TRIPLE JUMP				
4.20	Murray Priestley (65)(2)	V	M	30/11	All Time				
4.10	Ian Wilson (59)(1)	W	F	8/2	17.46 (+1.7)	Ken Lorraway (56)(1)	A	London	7/8/82
4.10	Mark Bailey ()	W	P	8/2	17.09 (+0.5)	Ian Campbell (57)(2)	V	M	17/1/80
4.05	Dragan Gigovic ()	Q	B	7/12	17.02 (+2.0)	Phil May (45)(6)	W	Mexico City	17/10/68
4.05	Michael Heynen (69)(2)	S	P	14/12	16.55 ()	Don Commons (52)(1)	V	C	30/10/77
					16.53 ()	Wick McGrath (47)(1)	V/N	M	15/2/69
					16.47 (+0.9)	Peter Beames (63)(1)	V	A	15/3/86
					16.36 ()	John Raguley (40)(-)	W	P	24/2/62
					16.28 ()	Ian Tomlinson (36)(-)	W	P	24/2/62
					16.23 ()	Graham Soase (41)(1)	S	A	22/4/64
					16.22 ()	Phil Wood (53)(1)	V	Edmonton	2/8/78
					16.08 ()	Gary Honey (59)(1)	V	M	21/2/81
					16.05 (+0.7)	Matt Sweeney (66)(2)	V	A	15/3/86
					16.00 ()	Laurie Walkley (47)(1)	N	S	25/11/72
					15.94 (+1.4)	Ian Van Roden (66)(1)	Q	A	14/3/86
					15.78 ()	Jack Metcalfe (12)(1)	N	S	14/12/35
					15.70 ()	Lloyd Miller ()	N	S	11/2/39
					15.69 ()	Maurie Drew (42)(-)	V	M	4/2/67
					15.67 (+0.4)	Robert Syme (64)(4)	S	A	15/3/86
					15.66 ()	David Commons (56)(3)	V	M	12/2/77
					15.66 ()	Paul Cleary (62)(1)	V/A	M	19/12/81
					85/86				
					15.47 (+0.9)	Peter Beames (63)(1)	V	A	15/3
					16.28 (+1.2)	Beames (1)	P		25/1
					16.12 (+1.3)	Beames (8)	C		4/10
					16.05 (+0.7)	Matt Sweeney (66)(2)	V	A	15/3
					16.03 (-0.6)	Beames (1)	C		21/1
					16.02 ()	Beames (3)	S		28/9
					15.97 (+0.9)	Sweeney (1)	S		9/2
					15.94 ()	Ken Lorraway (56)(1)	A	C	1/9
					15.94 (+1.4)	Ian Van Roden (66)(1)	Q	A	14/3
					15.87 (+0.5)	Beames (1)	C		15/3
					15.67 (+0.4)	Robert Syme (64)(4)	S	A	15/3
					15.65 (+0.6)	Tim Barnes (67)(5)	N	A	15/3
					15.62 ()	Gary Honey (59)(1)	V	M	23/11
					15.37 (+0.6)	Greg Flawack (63)(2)	S	A	22/2
					15.20 ()	Andrew Newton (63)(1)	W	P	1/3
					15.11 (+0.7)	Paul Simensen (66)(4)	N	A	14/3
					15.02 ()	Peter Beatty (67)(2)	V	M	4/3

15.00 (+1.4)	Peter Butler (56)(1)	N	C	23/2
14.99 ()	John MacKenzie (65)(2)	W	P	22/2
14.96 (+0.5)	Andrew Murphy (69)(8)	V	A	15/3
14.90 (-1.6)	Darren Hosking (69)(1)	S	F	15/12
14.86 ()	Nick Hodgson (63)(3)	V	M	4/3
14.86 (+0.3)	Andrew Buchan (66)(9)	V	A	15/3
14.83 (+0.8)	Phillip Ting (67)(6)	N	A	14/3
14.60 ()	Peter Stanley (57)(2)	V	M	9/11
14.58 (+1.0)	Llanley Crowder (66)(7)	N	A	14/3
14.53 (+1.6)	C Gardner ()(-)	V	H	22/2
14.48 ()	Bohdan Babijczuk (52)(3)	V	M	9/11
14.47 ()	Shane Bilsborough(68)(1)	W	P	26/31
14.46 ()	Mark Heates () (1)	W	P	8/3
14.44 ()	Attila Cipak (68)(2)	V	M	22/2
14.42 (+1.7)	Michael Bourke (64)(4)	V	M	22/2
14.41 (+2.0)	Stefan Kapera (68)(-)	Q	F	14/12
14.41 ()	David Gillard () (1)	N	S	26/1
14.35 ()	Jason Swan (61)(1)	S	A	14/12
14.33 ()	Clay Tompkins (53)(1)	N	S	30/11
14.27 ()	Phillip Schiff () (2)	N	S	30/11
14.22 ()	Greg Harvey () (3)	W	P	22/2
14.12 ()	Malcolm Duncan () (5)	V	M	4/3
14.10 ()	Anthony Brown () (5)	N	S	9/2

Wind Assisted

16.07 ()	Sweeney (1)	M		21/12
15.34 ()	Newton (1)	P		8/2
15.21 ()	Butler (2)	S		9/2
15.05 (+4.0)	Eapera (2)	F		14/12
14.67 (+4.0)	Tompkins (4)	S		9/2

SHOT PUT

All Time

18.89	Stuart Gyngell (63)(1)	N	H	21/3/85
18.52	Phil Nettie (54)(1)	S	S	12/2/84
18.40	Matt Barber (56)(1)	W	P	4/10/81
18.39	John McNamara (61)(1)	Q	B	1/2/86
18.29	John Minns (67)(1)	V	M	20/3/86
18.14	Ray Rigby (49)(1)	V	M	4/3/83
18.00	Joe Quigley (62)(2)	V	M	20/3/86
17.71	Greg Sedgwick (62)(1)	Q	B	11/3/86
17.54	Wayne Barber (60)(1)	W	P	2/3/85
17.52	Peter Phillips (42)(1)	Q	B	23/9/73
17.39	Mike Barry (53)(1)	Q	M	31/3/74
17.36	Peter Miskow (38)(1)	V	Charleston	23/5/64
17.35	Warwick Selvey (39)(1)	N/V	M	22/4/62
17.34	Paul Nandapi (61)(2)	V	M	31/1/85
17.25	Bill Meynes (60)(1)	N	S	2/2/83
17.18	Alex Brown (51)(2)	W	P	26/3/72
16.90	Vlad Slavnic (58)(2)	V	M	4/3/86
16.78	Richard Brown (40)(2)	W	S	22/3/80
16.73	Werner Reiterer (68)(3)	V	M	4/3/86
16.66	Merv Kemp (42)(2)	S	A	22/3/70

85/86

18.52	Stuart Gyngell (63)(1)	N	A	16/3
18.39	John McNamara (61)(1)	Q	B	1/2
18.36	Gyngell (1)	S		12/2
18.34	Gyngell (1)	Auckland		1/2
18.33	Gyngell (1)	S		9/3
18.29	John Minns (67)(1)	V	M	70/3
18.22	Gyngell (1)	S		15/2
18.20	Gyngell (1)	C		21/1
18.19	Gyngell (4)	Florence		12/6
18.03	Gyngell (1)	S		9/2
18.00	Joe Quigley (62)(2)	V	M	20/3
17.71	Greg Sedgwick (62)(1)	Q	B	11/1
17.45	Wayne Barber (60)(2)	W	C	6/3
17.06	Paul Nandapi (61)(2)	V	M	23/2
16.90	Vlad Slavnic (58)(2)	V	M	4/3
16.73	Werner Reiterer (68)(3)	V	M	4/3
16.60	Bentley Laidler (68)(2)	W	P	8/1
15.70	John Nancy (60)(1)	W	P	12/2
15.60	Sanitesu Latu (53)(1)	M	Tonga/V	22/1
15.45	B Shanahan () (2)	Q	B	18/8
15.17	Peter McGrath (61)(1)	N	S	4/1
15.13	Craig Watson (66)(3)	T	A	15/3
14.93	Sean Carlin (67)(1)	S	A	23/2
14.75	Stephen Hall (63)(1)	V	M	21/12
14.60	Stuart Andrews (62)(dec)	N	B	11/1
14.59	Murray Keen (65)(3)	W	C	6/3
14.53	Peter Lonsdale (65)(3)	Q	B	1/2
14.14	Philip Frkovic (65)(8)	N	S	9/2
14.12	Andrew May (67)(2)	V	H	22/2
14.10	Grant Edwards () (9)	N	S	9/2
14.00	Alan Davies (65)(1)	N	S	14/12
13.77	Peter Taylor (41)(4)	N	S	15/2
13.73	Sam Hays (61)(3)	Q	B	8/1
13.72	Shane Baldoock () (1)	V	M	1/2
13.71	Alistair Davey (67)(3)	V	M	21/2

13.70	Ray Edwards (67)(6)	Q	B	15/2
-------	---------------------	---	---	------

DISCUS THROW

All Time

65.08	Wayne Martin (55)(1)	N	Newcastle	3/1/79
61.86	Paul Nandapi (61)(1)	V	S	24/2/85
60.10	Werner Reiterer (68)(1)	V	M	21/12/85
58.90	Warwick Selvey (39)(1)	N/V	A	26/2/87
58.56	Vlad Slavnic (58)(1)	V	M	22/1/86
57.68	Phil Nettie (54)(1)	S	S	23/3/80
56.96	Dick Friman (52)(1)	Q	B	4/6/78
56.66	John Nancy (60)(2)	W	S	8/2/86
55.96	Bill Apostolodis (63)(1)	N	S	27/1/85
54.99	Len Vlahov (40)(1)	W	P	12/12/70
54.22	Merv Kemp (42)(1)	S	A	5/3/77
53.56	Jamie Highland (65)(2)	W	P	11/1/86
53.50	Bentley Laidler (68)(2)	W	P	15/2/86
53.10	Stuart Gyngell (63)(4)	N	M	2/3/85
53.08	Rudy Villani (52)(1)	V	M	15/10/77
52.94	Joe Quigley (62)(3)	V	M	22/2/86
51.98	Bob Wilks (54)(1)	V	M	6/1/80
51.92	Sean Carlin (67)(2)	S	Hamilton	22/1/86
51.46	Craig Consideine (59)(1)	V	M	22/10/77
51.42	Peter Hatfield (55)(2)	N	S	31/1/76

85/86

61.34	Paul Nandapi (61)(1)	V	S	9/3
61.28	Nandapi (1)	A		15/3
60.10	Werner Reiterer (68)(1)	V	M	21/12
59.68	Nandapi (2)	C		2/10
59.62	Nandapi (2)	San Jose		6/7
59.52	Nandapi (1)	S		8/2
59.12	Nandapi (1)	C		6/3
58.84	Nandapi (6)	C		4/10
58.76	Nandapi (1)	C		15/2
58.56	Vlad Slavnic (58)(1)	V	M	22/1
58.56	Slavnic (2)	A		15/3
58.26	Reiterer (1)	M		1/3
56.66	John Nancy (60)(2)	W	S	8/2
53.56	Jamie Highland (65)(2)	W	P	11/1
53.50	Bentley Laidler (68)(2)	W	P	15/2
52.94	Joe Quigley (62)(3)	V	M	22/2
52.62	Bill Apostolodis (63)(5)	N	A	15/3
51.92	Sean Carlin (67)(2)	S	Hamilton	22/1
50.70	Dick Friman (52)(1)	Q	B	16/2
50.32	Sam Hays (61)(1)	Q	B	8/3
50.10	Stuart Gyngell (63)(1)	N	S	14/12
49.62	Sanitesu Latu (51)(1)	T/V	M	19/10
49.08	Mark Henderson (63)(1)	Q	B	9/11
48.88	Alan Bray (64)(2)	Q	B	16/2
48.72	Ian Soller (65)(1)	Q	Mackay	21/9
46.56	Ken Soutar (57)(4)	N	S	9/3
46.32	Con Nikolovski () (1)	V	M	1/2
46.26	Merv Kemp (42)(1)	S	C	28/1
45.94	Murray Keen (65)(3)	W	P	1/2
45.42	Stuart Andrews (62)(3)	N	C	21/1
45.18	Ray Edwards (67)(1)	Q	B	15/2
44.96	David Sullivan (65)(2)	N	S	14/12
44.94	Todd Davey (66)(4)	W	P	11/1
44.82	Craig Watson (66)(1)	T	H	18/1
44.68	Robert Minshull (63)(1)	V	M	30/11
44.36	Andrew May (67)(4)	V	A	16/3
44.32	Allan Flynn (67)(1)	N	S	23/11
43.88	John Minns (67)(5)	V	S	9/3
43.64	Peter Lonsdale (65)(4)	Q	C	21/1
43.28	Larry Shies (64)(3)	V	M	16/11
43.16	Scott Ellard (65)(1)	V	M	16/11

HAMMER THROW

All Time

75.90	Peter Farmer (52)(1)	N	Vanves	14/8/79
73.80	Hans Loitz (47)(1)	V	M	25/4/83
72.86	Joe Quigley (61)(1)	V	A	16/3/86
70.22	Phillip Spivey (61)(1)	V	M	15/2/86
68.10	Robert Wagner (54)(3)	N	S	9/3/86
67.82	Sean Carlin (67)(4)	S	A	16/3/86
65.32	Dave Huxley (58)(1)	T/A	C	15/2/86
65.16	Gus Puopolo (48)(2)	V	M	6/3/82
65.16	Eugene Bria (62)(1)	S	A	23/2/86
63.68	Dick Leffler (32)(1)	V	M	30/5/64
63.08	Loris Bertolacci (54)(1)	V	S	23/3/80
62.82	Greg Farmer (55)(1)	N	C	1/10/79
62.50	Andy Pollock (47)(3)	V	A	21/3/81
62.18	Brad Monk (63)(7)	Q	A	16/3/86

81.54	Peter Baxevanis (67)(5)	V	M	20/3/86	75.46	Keen (2)	S	8/2	
80.98	Milo Bodiroza (47)(1)	N	S	4/9/77	75.18	Keen (1)	P	8/1	
80.11	Bob Brown () (1)	Q	Woodford	11/8/62	74.98	Highland (2)	P	8/1	
80.89	Charlie Morris (28)(1)	N	S	27/10/62	74.82	Highland (2)	M	20/3	
80.46	Wal Jacenko (46)(1)	N	S	13/12/84	71.74	Colin Carbis (56)(1)	V	M	
80.36	Vince Muccitelli (66)(1)	V	M	2/11/85	71.16	Peter Dohnt (63)(1)	S	Salisbury 19/10	
80.36					71.04	Gordon Markovic (63)(3)	N	S	
80.36					70.40	Rob Lethbridge (53)(1)	V	M	
80.36	Joe Quigley (61)(1)	V	A	16/3	70.06	Dan Birks (66)(1)	S	A	
80.36	Quigley (1)	M		21/12	69.84	Ian Wilson (59)(3)	W	P	
80.46	Quigley (1)	M		7/12	69.66	Damian Baker (61)(4)	S	Vanteras	
80.36	Quigley (qual)	M		13/2	69.02	Anthony Hough (64)(dec)	N	S	
80.22	Phillip Spivey (61)(1)	V	M	15/2	68.82	Ben Hodgson (66)(1)	S	A	
80.16	Spivey (1)	S		9/3	68.28	John White (68)(mult)	Q	P	
80.14	Quigley (1)	M		14/12	67.48	Martin Hesse (67)(1)	N	P	
80.96	Quigley (1)	M		1/3	66.80	Simon Steyn (67)(1)	N	S	
80.86	Quigley (2)	M		15/2	66.06	Darren Marx (67)(1)	V	M	
80.86	Spivey (2)	A		16/3	65.90	Allan Flynn (67)(1)	N	S	
80.84	Spivey (1)	M		20/3	65.84	Piero Sacchetta (66)(1)	V	M	
80.78	Quigley (1)	M		23/11	65.62	Scott Pettie (71)(1)	Q	B	
80.46	Hans Lotz (47)(2)	V	M	20/3	65.46	Stuart Andrews (62)(dec)	N	H	
80.10	Robert Wagner (54)(3)	N	S	9/3	65.18	Wayne Martell (64)(1)	Q	B	
80.82	Sean Carlin (67)(4)	S	A	16/3	64.90	Rod McCafferty (62)(1)	T	L	
80.32	Dave Huxley (58)(1)	A	C	15/2	64.62	Lyle Daniel (50)(1)	Q	Mackay	
80.16	Eugene Bris (62)(1)	S	A	23/2	64.12	Werner Reiterer (68)(1)	V	M	
82.18	Brad Monk (63)(7)	Q	A	16/3	64.08	Guy Le Page (65)(2)	S	A	
81.54	Peter Baxevanis (67)(5)	V	M	20/3	64.02	Adam Matthews (64)(4)	S	A	
80.36	Vince Muccitelli (66)(1)	V	M	2/11	63.90	G Phillips () (1)	V	M	
80.98	Loris Bertolacci (54)(6)	V	M	20/3	63.66	Hakan Oztas (68)(2)	N	S	
80.92	Craig Watson (66)(3)	T	A	14/3	63.58	Russell Spinka (57)(3)	V	M	
80.74	Scott Ellard (65)(1)	V	M	18/1	63.14	Michael Morgan (66)(1)	V	M	
80.16	Neil Tatt (60)(2)	V	M	21/12	62.74	Phillip Ryan (70)(2)	S	P	
80.80	Ron Stanojevic (60)(2)	V	M	18/1	62.20	Scott Collings () (1)	N	S	
80.44	Stephen Hall (63)(1)	V	M	7/12	62.20	Francois Kayk (47)(7)	N	S	
80.00	Roger Glass (50)(1)	V	M	2/11	62.10	John Gan () (1)	Q	B	
80.86	Phil Robinson (53)(1)	W	P	9/3	61.96	Craig Watson (66)(1)	T	L	
82.42	Gus Puopolo (48)(1)	V	M	16/11	61.90	David Collier (66)(1)	V	Ballararat	
82.06	Jamie Highland (65)(1)	W	P	2/11	61.86	David Dixon (65)(2)	S	A	
81.50	Matt Sandford (70)(7)	V	M	20/3	61.40	Glen Baggley (67)(1)	Q	B	
81.30	Greg Taylor (66)(2)	N	S	18/12	61.38	Tim Hayes (66)(1)	Q	Mackay	
80.08	George Malaschowski (49)(1)	V	M	4/2	61.28	Anthony Shield (67)(4)	T	A	
49.40	Wal Jacenko (46)(1)	N	S	9/11	61.20	Darren Bushnell (68)(2)	N	S	
49.40	Bruce Stanton (61)(1)	W	P	25/1					
48.94	Alex Gusbeth (48)(2)	V	C	7/1					
48.85	Near Avdic (57)(1)	V	M	26/10					
48.10	Darren Conduc () (1)	V	Ballararat	26/1					
48.04	Andrew Hayes (61)(2)	N	S	4/1					
47.94	Stuart Taylor (68)(2)	S	A	16/2					
47.58	Andrew Clarke (59)(3)	T	H	2/3					
46.76	John Everard () (2)	W	P	16/11					
45.80	Grant Edwards () (8)	N	S	9/2					
45.60	Philip Prkovic (64)(9)	N	S	9/2					
45.58	Bentley Laidler (68)(6)	W	Auckland	18/1					
45.00	Ken Readwin (40)(2)	V	M	9/11					
JAVELIN THROW									
All Time									
82.84	Manfred Rohkammer (54)(1)	V	S	22/3/80	7855	Peter Hadfield (55)(1)	N	A	20/3/81
81.01	Nick Birks (38)(1)	S	A	24/2/62	7491	Stuart Andrews (62)(1)	N	B	12/1/86
80.98	Murray Keen (65)(1)	W	P	12/2/86	7438	Simon Shirley (66)(1)	Q	H	8/3/86
80.42	Sig Kosciak (46)(1)	N/V	M	1/11/71	7432	Peter Fossey (59)(1)	V	M	9/2/86
80.20	Gary Calvert (54)(qual)	S/V	M	14/2/81	7420	Geoff Smith (45)(1)	N	Edinburgh	22/7/70
80.06	Ron Carlton (44)(1)	V	M	19/11/66	7236	Rob Lethbridge (53)(3)	V	Christchurch	27/1/74
78.22	David Dixon (65)(1)	S	A	14/3/84	7225	Stephen Bews (62)(1)	V	M	19/12/85
78.12	Reg Spiers (41)(1)	S	A	14/12/63	7166	Paul Anderson (62)(2)	V	B	12/1/86
78.11	Alf Mitchell (41)(1)	N	P	24/11/62	7146	Geoff Jones (59)(1)	N	S	12/1/86
77.66	Jamie Highland (65)(1)	W	S	8/2/86	7130	Chris Nunn (58)(2)	S	B	5/9/82
75.60	Colin Carbis (56)(2)	V	M	9/2/80	7107	John Hamann (42)(2)	S	S	26/3/68
75.41	Peter Lawler (43)(1)	N	B	14/3/71	7078	Bruce Field (47)(1)	V	M	31/1/72
73.30	Peter Dohnt (63)(1)	S	A	26/1/85	7070	Adrian Facchini (65)(1)	A	C	4/11/84
73.46	Greg Lynn () (1)	N	S	5/7/70	7068	James Middleton (61)(10)	N	Edmonton	10/7/63
73.24	Bruce Edington (53)(1)	S	A	18/11/72	7048	Anthony Hough (64)(4)	N	H	8/3/86
72.97	Bob Lacy (40)()	V	M	20/11/65	7041	Pat Leane (30)(1)	V	M	20/3/60
72.85	Greg Nicol (39)()	N	S	4/2/67	7035	Sanitesi Latu (51)(1)	T/V	M	31/1/77
72.58	Peter Thornton (63)(1)	S	B	21/3/82	7009	Wayne Martell (64)(1)	Q	A	3/4/83
72.16	Bruce Dengate (60)(1)	N	M	26/1/81	6996	Tim Foster (67)(1)	S	H	8/3/86
71.10	Mike Mannion (41)(3)	V/T	H	20/2/65	6973	John de Bea (53)(1)	W	P	20/12/81
Old Tables (details not known)									
					7135	Ian English (46)(2)	N	S	4/1/70
Faced Trial									
					7991	Peter Hadfield (55)(1)	N	A	8/4/84
85/86									
80.98	Murray Keen (65)(1)	W	P	12/2	7491	Stuart Andrews (62)(1)	N	B	12/1
79.18	Keen (1)	P		1/3	7438	Simon Shirley (66)(1)	Q	H	8/3
78.14	Keen (2)	S		9/3	7432	Peter Fossey (59)(1)	V	M	9/2
77.86	Keen (1)	M		20/3	7264	Shirley (5)	H	Berkeley	23/6
77.66	Jamie Highland (65)(1)	W	S	8/2	7225	Stephen Bews (62)(1)	V	M	19/12
76.76	Keen (1)	C		6/3	7224	Fossey (2)	H		8/3
76.66	Highland (2)	P		12/2	7167	Andrew (10)	H	Kobe	3/9
76.42	Keen (1)	A		15/3	7166	Paul Anderson (62)(2)	V	B	12/1
					7146	Geoff Jones (59)(1)	N	S	12/1
					7058	Bews (3)	B		12/1
					7056	Fossey (6)	H	Shanghai	5/6
					7048	Anthony Hough (64)(4)	N	H	8/3
					6996	Tim Foster (67)(1)	S	H	8/3
					6962	Chris Bradshaw (61)(5)	V	H	8/3
					6753	Wayne Martell (64)(5)	Q	B	12/1
					6740	Allan Flynn (67)(3)	N	C	16/2

6650	Robert Sadler (58)(2)	S	A NZ	26/1	11.75 (+0.9)	Sue Clark (63)(5)	N	S	8/2
6583	Dean Smith (67)(2)	Q	H	8/3	11.76 (+2.0)	Kim Wilson (67)(1)	N	S	8/2
6517	Carl Quicau () (3)	N	S	12/1	11.79 (-0.6)	Jenny Flaherty (60)(6)	V	C	5/10
6445	James Middleton (61)(4)	N	S	12/1	11.88 (-0.5)	Leanne Sullivan (63)(2)	N	S	9/3
6427	Andrew Kohlbusch (65)(4)	N	C	16/2	11.92 (+1.3)	Melinda Gainsford (71)(1)	N	S	1/2
6414	Anthony France (67)(3)	N	H	8/3					2/2
6408	Cole Larsen () (4)	S	M	19/12	11.7m (+1.7)	Robyn Farrelly (67)(1)	T	H	1/3
6360	Peter Beames (63)(2)	V	C	10/11	11.7m (+0.1)	Kerris Kinnane (69)(1)	Q	B	
6344	Michael Smith () (5)	V	M	19/12	11.96 ()	Debbie Flintoff (60)(1)	V	Munchenglad bach	10/8
6326	Steve Shirley (63)(1)	Q	B	22/12					8/2
6305	Faul Marshall (62)(1)	W	P	9/2	11.99 (+2.0)	Dianne Eiszele () (2)	T	S	7/3
6294	Nick Milanovic () (3)	V	M	9/2	12.02 (+1.0)	Melissa Moore (68)(1)	N	H	2/11
6247	David Gilbert (67)(3)	V	C	10/11	11.8m (+2.0)	Jane Fleming (65)(1)	V	C	23/1
6200	Paul Fogarty () (2)	Q	B	22/12	11.8m (0.0)	Sharon Stewart (65)(1)	V	M	8/2
6153	David Van Haren () (2)	N	S	12/1	12.08 (+0.9)	Kath Druitt (62)(7)	W	S	15/3
6061	Ian Doyle (66)(1)	V	M	9/2	12.13 (-2.2)	Jan Meres (60)(5)	V	A	30/11
6037	Nick Linchorne () (6)	Q/W	B	12/1	11.9m ()	Monique Dunstan (70)(1)	Q	B	8/1
5965	Kurt Hurt (59)(5)	N	S	12/1	11.9m ()	Sandra Priestley (65)(2)	Q	B	18/1
5908	David Stuckey (61)(6)	N	S	12/1	11.9m ()	Brigitte Hullen (66)(1)	V	H	22/1
5836	Shane Holubnytsky (67)(1)	T	H	2/2	11.9m ()	Diane Pinder () (1)	Q	B	2/2
5821	T McGrath () (7)	N	S	12/1	11.9m (+1.7)	Gaylee Chick () (2)	T	H	1/3
					11.7m (+0.1)	Michelle Lock (67)(3)	Q	B	7/3
					12.16 (+1.0)	Natalie Dillon (68)(4)	B	H	8/2
					12.17 (+2.0)	Lisa Clarke (68)(4)	R	S	15/2
					12.17 (+0.5)	Dianne Gardner (62)(5)	Q	B	22/2
					12.19 (+1.1)	Liz Nash (65)(6)	H	C	22/2
					12.21 (-0.5)	Sharon Ruxton (57)(1)	S	A	22/2
					12.21 (-0.5)	Clydia Nunn (60)(2)	S	A	2/11
					12.0m (+2.0)	Megan McLean (64)(2)	A	C	23/11
					12.0m ()	Dallas Brown (67)(1)	V	M	23/11
					12.0m ()	Melinda Wilson (70)(2)	V	M	1/2
					12.0m ()	Chris Sharp (67)(3)	V	M	8/2
					12.24 (+1.3)	Kylie Hanigan (71)(2)	N	S	
					12.25 (+0.9)	Julie Austin (65)(8)	N	S	

WOMEN

100 YARDS

85/86

10.2m (+1.3)	Diane Holden (63)(1)	N	S	19/2
10.6m (+1.3)	Sue Altar (66)(2)	N	S	19/2

100 METRES

All Time (Electric)

11.20 (+1.2)	Raelene Boyle (51)(4)	V	Mexico City	15/10/68
11.24 (+1.4)	Colleen Pekin (57)(3)	W	B	4/10/82
11.33 (+1.8)	Dianne Burge (42)(2q)	S	Mexico City	14/10/68
11.35 (+1.4)	Helen Davey (58)(1)	Q	Quebec City	11/8/79
11.35 (+0.5)	Denise Boyd (52)(4q)	Q/V	Moscow	25/7/80
11.39 (+1.9)	Diane Holden (63)(1)	N	S	13/12/80
11.39 (+1.5)	Debbie Wells (61)(1)	N	S	11/3/84
11.4e (+1.2)	Marilyn Vassella (44)(1q)	N	Tokyo	15/10/64
11.50 (+0.6)	Pam Ryan (39)(6q)	V	Mexico City	14/10/68
11.54 (+1.5)	Jenny Flaherty (60)(3)	V	B	25/9/82
11.55 (+0.5)	Leanne Lynch (60)(4)	S/W	B	4/9/82
11.56 (+0.5)	Sue Clark (63)(5)	N	B	4/9/82
11.63 (-0.4)	Barbara Wilson (52)(5h)	Q	Sofia	19/8/77
11.65 ()	Marjorie Jackson (31)(1)	N	Helsinki	22/7/52
11.68 (-0.8)	Marion Hoffman (49)(7h)	Q	Munich	1/9/72
11.68 (+1.1)	Robyn Lorrway (61)(2)	V/A	C	22/2/86
11.70 (0.0)	Sue Jovett (56)(3h)	Q	Montreal NZ	24/7/76
11.71 (-1.3)	Betty Cuthbert (38)(1h)	N	M	24/11/56
11.72 (-0.5)	Jenny Lamy (4h)(6s)	N	Christchurch	25/1/74
11.72 (+0.9)	Sue Alton (66)(2)	N	S	8/2/86

Manual

11.0 ()	Denise Boyd (52)(1)	Q/V	S	27/10/73
11.1 ()	Raelene Boyle (51)(1)	V	S	13/3/71
11.1 ()	Helen Davey (58)(1)	Q	S	3/3/79
11.2 ()	Jenny Lamy (49)(1)	N	S	21/1/67
11.2 ()	Dianne Burge (48)(1)	S	Mexico City	4/10/68
11.2 ()	Debbie Wells (61)(1)	N	Berlin	5/5/79
11.2 ()	Barbara Wilson (52)(2)	Q	B	10/9/73
11.3 ()	Shirley de la Hout (25)(1)	W	Warsaw	4/8/55
11.3 ()	Marion Hoffman (49)(1)	Q	S	5/7/70
11.3 ()	Alison Hodgson (52)(2)	H	S	13/3/71
11.3 ()	Robin Boak (55)(2)	V	S	13/12/73
11.3 ()	Suzette Samea (55)(1)	N	S	7/12/75
11.3 ()	Diane Holden (63)(1)	N	S	11/10/80
11.3 (+1.3)	Jenny Flaherty (60)(3)	V	C	31/1/83

Mixed Race

11.1 (+1.3)	Debbie Wells (61)(*)	N	S	29/2/84
-------------	----------------------	---	---	---------

85/86 (Combined)

11.56 (+1.1)	Diane Holden (63)(1)	N	C	22/2
11.57 (+0.5)	Holden (1)	B	B	15/2
11.58 (-1.2)	Holden (1)	C	C	6/7
11.60 (+0.9)	Holden (1)	B	B	8/2
11.60 (-0.5)	Holden (1)	S	S	9/3
11.4m ()	Kerry Johnson (63)(1)	Q	Burnaby	12/6
11.4m ()	Maree Chapman (63)(2)	N	Burnaby	12/6
11.68 (+1.1)	Robyn Lorrway (61)(2)	A	C	22/2
11.72 (+0.9)	Sue Alton (66)(2)	N	C	8/2
11.73 (-0.3)	Holden (1h)	C	C	22/2
11.73 (-1.1)	Holden (1h)	A	A	15/3
11.73 (0.0)	Holden (1h)	M	M	20/3
11.74 (+0.9)	Jenny Low (62)(4)	N	S	8/2

Mixed Race

11.6m ()	Lisa Brett (64)(*)	V	M	10/12
11.9m (+0.7)	Debbie Oram (66)(*)	Q	B	8/3

Wind Assisted

11.65 (+2.6)	Johnson (1)	B	B	1/2
11.6m ()	Fleming (1)	M	M	30/11
11.96 (+2.6)	Kinnane (2)	B	B	1/2

200 METRES

All Time (Electric)

22.35 (+1.8)	Denise Boyd (52)(1)	Q/V	S	23/3/80
22.45 (+1.1)	Raelene Boyle (51)(2)	V	Munich	7/9/72
22.88 (+2.0)	Jenny Lamy (49)(3)	N	Mexico City	18/10/68
22.95 (+1.8)	Colleen Perkin (57)(3)	W	S	23/3/80
22.98 (0.0)	Debbie Wells (61)(1)	N	S	11/3/84
23.04 (+1.7)	Jenny Flaherty (60)(3)	V	B	5/9/84
23.14 ()	Diane Holden (63)(1)	N	S	8/2/81
23.18 (+0.8)	Marilyn Vassella (44)(3)	N	Tokyo	19/10/64
23.23 (+1.7)	Kerry Johnson (63)(1)	Q	C	6/3/86
23.31 (+1.9)	Maree Chapman (63)(2)	N	Oalo	27/6/85
23.32 ()	Sue Jovett (56) (1)	N2/Q	Auckland	19/3/76
23.36 (+1.7)	Sharon Stewart (65)(2)	V	C	6/3/86
23.39 (+1.7)	Helen Davey (58)(4)	Q/N	B	5/9/82
23.42 (+1.7)	Sue Alton (66)(3)	N	C	6/3/86
23.44 (+1.8)	Fenny Gillies (51)(5)	N	S	23/3/80
23.45 (+0.6)	Robin Boak (55)(7)	V	Christchurch	29/1/74
23.55 ()	Betty Cuthbert (38)(1)	N	M	30/11/56
23.58 (+1.7)	Leanne Lynch (60)(5)	S/W	B	5/9/82
23.59 ()	Marjorie Jackson (31)(1s)	N	Helsinki	26/7/52
23.61 (+1.5)	Joanne Schmidt (61)(1)	V	M	3/3/85

Manual

22.3 (+0.5)	Denise Boyd (52)(1)	Q/V	S	30/12/79
22.6 ()	Raelene Boyle (51)(1)	V	S	20/6/76
22.9y ()	Margaret Burvill (41)(1)	W	P	22/2/64
22.8 ()	Debbie Wells (61)(2)	N	B	28/2/76
22.9 ()	Jenny Lamy (49)(1)	N	S	3/1/74
23.0 ()	Dianne Burge (43)(1)	S	A	10/3/68
23.0 ()	Sue Jovett (56)(1)	N2/Q	Auckland	6/2/76
23.0 ()	Fenny Gillies (51)(1)	N	B	24/2/80
23.2y ()	Betty Cuthbert (38)(1)	N	H	7/3/60
23.1 ()	Robin Boak (55)(1)	V	S	13/12/73
23.1 ()	Margaret Sargent (54)(2)	N	S	3/1/74
23.1 ()	Colleen Pekin (57)(3)	W	B	4/6/78
23.1 ()	Helen Davey (58)(1)	Q	B	25/11/78
23.1 ()	Leanne Evans-Gassidy (60)(1)	Q	B	21/2/81
23.2 ()	Joyce Bennett (45)(2)	W	A	10/3/68
23.2 ()	Diane Holden (63)(1)	N	C	16/11/80

85/86 (Combined)

23.23 (+1.7)	Kerry Johnson (63)(1)	Q	C	6/3
23.31 (+1.9)	Maree Chapman (63)(2)	N	Oalo	27/6
23.36 (+1.7)	Sharon Stewart (65)(2)	V	C	6/3
23.42 (+1.7)	Sue Alton (66)(3)	N	C	6/3

8/2
8/2
5/10
9/3
1/3
2/2
1/3
10/8
8/2
7/3
2/11
23/1
8/2
15/3
9/11
8/1
8/1
2/1
2/2
1/3
7/3
/2
/2
/2
/2
1
1
1
1
2
7



Debbie Flintoff (Vic) winning the 400m hurdles.
Photo. Courtesy Don McLennan.

23.54 (+1.7)	Chapman (4)	C	6/3	53.23	Wendy Old (60)(1)	S	A	18/1	
23.59 (-1.1)	Chapman (2)	Berkeley	23/6	53.43	Sally Fleming (61)(3)	A	S	9/3	
23.71 (-0.7)	Chapman (6)	C	5/10	53.56	Jenny Low (62)(2)	N	S	8/2	
23.71 (-1.0)	Debbie Flintoff (60)(1)	V	21/1	54.08	Kaylene Coster (61)(1h)	N	S	1/2	
23.71 (-1.1)	Diana Holden (63)(1)	N	A	54.11	Sharon Ellis (66)(1)	Q	A	16/3	
23.5m ()	Johnson (1)	B	7/12	54.24	Lisa O'Connell (66)(1)	V	M	15/2	
23.5m (+2.0)	Holden (1)	S	1/3	54.1m	Sandra Speers (64)(1)	T	H	2/3	
23.77 (-0.5)	Holden (1)	C	23/2	54.1m	Julie Schwass (57)(1)	N	S	1/3	
23.94 (+1.5)	Melinda Gainsford (71)(1)	N	S	54.62	Kim Jenkins (60)(2h)	N	S	1/2	
				54.68	Natasha Stenberg (71)(1)	N	H	9/3	
23.95 (+1.8)	Leanne Sullivan (63)(1)	N	S	16/11	Gail Millar (63)(2)	S	A	14/12	
24.12 (-0.5)	Sue Clark (63)(3)	N	C	23/2	54.71	Bronwyn Fleming (62)(7)	V	S	9/3
24.14 (+1.7)	Fleming (61)(5)	A	C	6/3	54.82	Jenny Walker (68)(2)	A	A	16/3
24.16 (-0.1)	Kath Druitt (62)(4h)	W	A	16/3	54.86	Debbie Oram (66)(3)	Q	A	16/3
24.27 (-1.1)	Jenny Flaherty (60)(5)	V	Berkeley	23/6	55.09	Sophie Scamps (71)(1)	N	P	14/12
24.27 (-0.1)	Jan Mares (60)(5h)	V	A	16/3	55.0m	Kath Druitt (62)(1)	W	P	1/3
24.1m (+0.1)	Kerry Kinnane (69)(1)	Q	B	9/11	55.16	Liz Nash (65)(3)	N	C	22/2
24.2m (+2.0)	Liz Nash (65)(3)	N	S	1/3	55.31	Glenda Hall (64)(4)	N	C	22/2
24.52 (+1.5)	Kylie Hanigan (71)(2)	N	S	2/2	55.3m	Gaylee Chick () (2)	T	H	2/3
24.54 (+1.4)	Jenny Low (62)(1h)	N	S	2/2	55.44	Stacey Quirk (60)(5)	N	C	22/2
24.3m (+1.2)	Debbie Oram (66)(1)	Q	B	8/3	55.4m	Debbie Tomsett (60)(4)	V	M	22/2
24.61 ()	Lisa Phillis (70)(1)	N	S	26/1	55.68	Mia Gabbedy (66)(4)	W	A	16/3
24.4m ()	Debbie Tomsett (60)(1)	V	M	7/12	55.91	Kerry Soanes (58)(2)	V	M	15/2
24.4m ()	Lisa Brett (64)(1)	V	M	30/11	55.8m	Lyndley Longstaff (59)(1)	V	M	6/2
24.4m (+1.9)	Glynis Nunn (60)(1)	S	A	28/2					
24.66 (-1.1)	Jane Flemming (65)(Rep)	V	H	8/3	55.9m	Catherine Gridley (62)(3)	T	H	2/3
24.67 (+1.5)	Gina Tovo (70)(3)	N	S	2/2	55.9m	Michelle O'Rourke (69)(1)	A	C	2/3
24.70 (+0.7)	Jenny Walker (68)(1)	A	C	23/2	56.06	Kerrrie Baumgartner (67)(5)	V	A	16/3
24.70 ()	Lisa Clarke (68)(1h)	N	A	14/3	56.13	Lisa Attenborough (68)(1)	M	C	22/2
24.72 (-1.3)	Nichelle Lock (67)(1)	Q	B	16/2	56.16	Emma Jagers (69)(1)	A	P	13/12
24.73 (-1.2)	Joanne Schmidt (63)(4)	V	M	23/2	56.29	Lisa Phillis (70)(1)	N	B	15/2
24.5m ()	Brigitte Mullen (66)(2)	V	M	7/12	56.30	Kim Soanes (66)(6)	V	A	16/3
24.5m (+0.7)	Kelly Pash (67)(1)	W	P	22/2	56.31	C Napier () (2)	Q	B	1/2
24.5m (+0.7)	Jennine White (62)(2)	W	P	22/2	56.2m	Michelle Lock (67)(1)	Q	B	22/1
24.5m ()	Dianne Biszelle () (1)	T	H	1/3	56.34	Bridget Robertson (68)(4)	N	S	4/1
24.5m (+1.4)	Julie Schwass (57)(1)	N	S	1/3	56.40	Kelly Pash (67)(7)	W	A	16/3
24.6m ()	Glenda Hall () (1)	N	S	15/2	56.43	Diane Cambridge (69)(1)	V	M	23/2
24.6m ()	Gaylee Chick () (1)	T	H	15/2	56.3m	Sarah Collins (65)(1)	A	C	4/2
24.6m (+0.7)	Mia Gabbedy (66)(3)	W	P	22/2					
24.6m (+0.7)	Lisa Attenborough (68)(1)	N	S	1/3					
24.6m (+1.4)	Natasha Stenberg (71)(2)	N	S	1/3					
24.6m (+1.5)	Dallas Brown (67)(2)	V	Auckland	26/1					

Wind Assisted

23.54 (+2.2)	Holden (1a)	S	2/2
23.79 (+2.8)	Low (3)	S	9/2
24.00 (+2.2)	S Clark (2a)	S	2/2
23.9m ()	Druitt (1)	P	16/11

400 METRES

All Time (Combined)

50.93	Debbie Flintoff (60)(1)	V	M	23/3/85
51.08	Kaelene Boyle (51)(1)	V	B	4/9/82
51.44	Beth Nail (56)(4a)	W	Montreal	28/7/76
51.48	Denise Boyd (52)(1)	Q/V	M	19/3/83
51.51	Maree Chapman (63)(1)	N	Birmingham	27/3/85
51.71	Verna Burnard (56)(6a)	S	Montreal	28/7/76
51.7m	Judy Peckham (50)(1)	V	M	28/12/75
51.90	Charlene Rendina (47)(3a)	V	Munich	6/9/72
52.01	Betty Cuthbert (38)(1)	N	Tokyo	17/10/64
51.9m	Marian O'Shaughnessy (54)(1)	V	M	19/2/78
52.04	Maxine Corcoran (54)(1)	V	P	24/3/79
52.07	Leanne Evans-Cassidy (60)(2)	Q	B	4/9/82
52.4y	Judy Pollock (40)(1)	V	P	27/2/65
52.27	Sharon Stewart (65)(1)	V	M	6/2/86
52.41	Michelle Baumgartner (63)(1)	V	Auckland	24/1/81
52.50	Terri Cater (56)(2)	V	Christchurch	19/1/80
52.4m	Sandra Brown (46)(1)	N	M	14/3/70
52.99	Lyn Foreman (57)(2)	W	Auckland	24/1/81
53.03	Sally Oakley (61)(1)	T	A	26/2/83
52.9m	Allison Hodgson (52)(1)	N	S	24/2/72
52.9m	Chris Mitchell (54)(1)	V	M	15/12/76

85/86 (Combined)

50.9m	Debbie Flintoff (60)(1)	V	M	22/2
51.36	Flintoff (1h)	M		16/3
51.51	Maree Chapman (63)(1)	N	Birmingham	27/7
51.57	Flintoff (6)	C		6/10
51.72	Chapman (2)	Berkeley		22/6
51.72	Chapman (1)	Edinburgh		23/7
51.85	Chapman (1)	London		20/7
52.03	Flintoff (1)	A		15/3
51.9m	Chapman (1)	Larvik		29/6
52.12	Chapman (4)	Los Angeles		8/6
52.74	Chapman (2)	Byrkjelo		7/7
52.77	Sharon Stewart (65)(1)	V	M	6/2

Mixed Race

54.6	Druitt (*)	P	P	19/2
55.5	Jennine White (62)(*)	W	P	19/2
55.6	Claire Nichols (64)(*)	T/S	H	28/1

800 METRES

All Time

1:59.0m	Charlene Rendina (47)(1)	V	M	28/2/76
1:59.93	Judy Pollock (40)(5a)	V	Montreal	24/7/76
2:00.50	Heather Barralet (54)(1)	Q	A	16/3/84
2:00.56	Terri Cater (56)(4)	V	Rome	5/9/81
2:00.81	Wendy Old (60)(1)	S	A	16/3/86
2:01.2m	Dixie Willis (41)(1)	W	P	3/3/62
2:01.26	Kaylene Coster (61)(1)	N	M	31/1/85
2:01.36	Bronwyn Fleming (62)(1)	V	C	31/3/85
2:01.71	Michelle Baumgartner (63)(2)	V	H	3/3/84
2:01.89	Gail Millar (63)(2)	T/S	C	31/3/85
2:02.07	Julie Schwass (57)(2)	N	A	16/3/86
2:02.1m	Verna Burnard (56)(1)	S	A	17/2/79
2:02.48	Maxine Corcoran (54)(2)	V	M	20/3/83
2:02.82	Judy Peckham (50)(1)	V	Edmonton	10/8/78
2:03.0m	Carmen Gampton (52)(3)	N	B	4/6/78
2:03.07	Claire Nichols (64)(4)	V/S	A	16/3/86
2:03.11	Cheryl Peasley (51)(3h)	N	Munich	31/8/72
2:03.59	Sandra Speers (64)(5)	T	A	16/3/86
2:03.93	Penny Gray (58)(3)	T	P	25/3/79
2:04.08	Beth Nail (56)(4)	W	P	25/3/79

Mixed Race

2:00.23	Barralet (*)	M	M	6/3/84
2:00.2m	Coster (*)	S	S	24/3/84
2:01.1m	Baumgartner (*)	N	M	11/2/82

85/86

2:00.81	Wendy Old (60)(1)	S	A	16/3
2:01.6m	Old (1)	A	A	8/2
2:01.79	Old (1)	A	A	23/2
2:02.07	Julie Schwass (57)(2)	N	A	16/3
2:02.20	Old (1)	C	C	6/3
2:02.32	Old (1)	N	M	19/12
2:02.52	Schwass (2)	C	C	6/3
2:02.72	Bronwyn Fleming (62)(3)	V	A	16/3
2:02.97	Fleming (3)	C	C	6/3
2:03.04	Kaylene Coster (61)(9)	N	Budapest	4/8
2:03.07	Claire Nichols (64)(4)	V/S	A	16/3
2:03.09	Coster (6)	C	Edinburgh	23/7
2:03.59	Sandra Speers (64)(5)	T	A	16/3

18/1	2.04.32	Stacey Quitzau (60)(6)	N	A	16/3	4.26.06	Barbara Bennett (63)(3)	N	S	8/2
9/3	2.04.66	Lisa O'Connell (66)(3)	V	M	20/3	4.26.7m	Michelle O'Rourke (59)(6)	A	C	3/12
8/2	2.04.71	Carl Millar (63)(4)	T/S	Burnaby	18/6	4.27.07	Lisa Tregenna (67)(1)	S	A	22/2
1/2	2.05.93	Michelle O'Rourke (69)(1)	A	A	15/3	4.27.1m	Jacqui Smith (57)(7)	A	C	3/12
16/3	2.05.95	Sarah Collins (65)(7)	A	A	16/3	4.27.29	Stacey Quitzau (60)(4)	N	S	8/2
13/2	2.06.63	Margaret Pettit (63)(2)	W	P	21/1	4.28.25	Margaret Leaney (67)(2)	V	A	16/3
2/3	2.06.80	Penny Just (57)(3)	N	P	21/1	4.28.5m	Michelle Lyons (66)(2)	Q	B	15/2
1/3	2.07.64	Gisela Fuchs (58)(6)	V	M	19/12	4.28.8m	Anne Lord (61)(1)	A	C	2/3
1/2	2.08.02	Siobhan Duignan (68)(3)	N	C	1/3	4.29.51	Judy Daly (56)(2)	S	A	22/2
9/3	2.08.57	Katrina Camp (67)(2)	S	A	15/3	4.29.6m	Yolanda Budich (69)(1)	S	A	10/11
4/12	2.08.67	Kerrie Baumgartner (67)(3)	V	A	15/3	4.29.95	Katrina Camp (67)(4)	S	A	16/3
9/3	2.08.77	Angela Luchetti (69)(4)	N	C	1/3	4.30.4m	Allison Wrench (56)(1)	S	A	14/12
6/3	2.09.11	Jackie Perkins (65)(2)	V	M	23/2	4.30.59	Vicky Coakley (71)(1)	N	S	1/2
6/3	2.09.27	Justine Douglas (68)(4)	Q	A	15/3	4.30.6m	Michelle Adamson (68)(1)	Q	B	26/10
1/12	2.09.46	Linda Christison () (4)	N	S	9/2	4.30.6m	Katie Watts (72)(1)	Q	B	30/11
1/3	2.09.79	Anna Schaefer (66)(5)	N	A	15/3	4.31.5m	Kathy Wilkinson (63)(3)	V	M	24/11
2/2	2.09.81	Sophie Scamps (71)(6)	N	M	20/3	4.31.7m	Rina Bradshaw () (2)	Q	B	30/11
2/2	2.09.81	Sophie Scamps (71)(6)	N	M	20/3	4.32.2m	Janine Higham (60)(3)	V	M	6/2
2/3	2.09.9m	Elizabeth Rose (63)(1)	N	S	15/2	4.33.01	Pam Atken (68)(3)	N	H	9/3
1/2	2.10.0m	Lyn Foreman (57)(1)	W	P	22/2	4.33.2m	Maree McDonagh (67)(2)	V	M	26/10
1/2	2.10.3m	S Chugg () (1)	T	H	1/2	4.33.32	Helen Pynor (64)(4)	N	C	22/2
1/3	2.10.39	Heizmie Collins (67)(6)	A	A	15/3					
1/2	2.10.5m	Trish Garnett (67)(2)	W	P	22/2					
1/2	2.10.59	Margaret Leaney (67)(3)	V	M	23/2					
1/2	2.10.78	Jeanie Gray (66)(7)	V	A	15/3					
1/2	2.11.2m	Allison Wrench (56)(4)	S	A	23/2					
1/2	2.11.26	Maree Chapman (63)(1)	N	S	14/12					
1/2	2.11.8m	Gayle Anderson (53)(3)	V	M	5/12					
1/2	2.11.87	Jocelyn Millar-Cubit (64)(8pp)	T	Berkeley	23/6					
1/2	2.11.9m	Lisa Tregenna (67)(5)	S	A	8/2					
1/2	2.11.93	Jacqui Smith (57)(5)	A	C	1/3					

Mixed Race

4.14.0m	Perkins (*)	M	28/1	
4.22.0m	Quitzau (*)	C	14/1	
4.22.48	Nykviat (*)	B	1/2	
4.23.0m	Carolyn Schawalow(65)(*)V	C	14/1	
4.23.1m	Pettit (*)	P	22/2	
4.25.5m	Bennett (*)	S	15/2	
4.27.8m	Leaney (*)	M	11/2	
4.28.0m	Michelle Baumgartner (63)(*)	V	M	10/12

1 MILE

4.29.28	Penny Just (57)(5)	N	Oslo	27/7
4.34.99	Sharon Dalton (67)(8)	N	Burnaby	18/6
4.40.10	Jackie Perkins (65)(11)	V	Burnaby	18/6
4.48.3m	Jodie Nykviat (65)(1)	Q	B	18/1

3,000 METRES

9.04.0	Penny Just (57)(2)	N	Copenhagen	20/7/85
9.04.96	Carolyn Schawalow(65)(1)	V	M	20/2/83
9.05.56	Donna Gould (66)(5h)	S	Los Angeles	8/8/84
9.06.53	Sharon Dalton (67)(1)	N	Berkeley	23/6/83
9.06.58	Allison Quetch (63)(5)	N	Eugene	1/6/84
9.08.86	Megan Sloan (53)(2)	V	M	20/2/83
9.09.07	Krishna Wood (66)(1)	N	C	21/2/86
9.09.67	Lisa Martin (60)(1)	S	Tempe	6/4/85
9.09.9m	Jackie Perkins (65)(1)	V	M	16/1/86
9.11.8m	Angela Cook (53)(1)	N	Auckland	5/2/77
9.17.7m	Kerith Duncanson(68)(2)	N	C	9/1/85
9.18.5m	Lyn Williams (52)(1)	V	M	24/2/79
9.18.6m	Rhonda Mallinder (58)(2)	V	M	24/2/79
9.21.4m	Julie Bennie (58)(1)	W/V	M	22/8/82
9.23.3m	Sue Muir (57)(1)	N	S	23/2/80
9.24.96	Anne Lord (61)(3)	V/A	M	3/3/84
9.26.65	Gaylene Clews (60)(2)	W/A	M	23/1/86
9.26.8m	Janis Hama (54)(2)	S	A	26/2/83
9.27.47	Jenny Lund (61)(1)	Q	A	22/3/81
9.27.6m	Adrienne Beames (42)(1)	V	Narrabeen	5/1/72
9.27.6m	Irene Cooke (51)(1)	V	M	18/3/76

Mixed Race

8.44.1m	Gould (*)	Eugene	13/7/84
9.11.8m	Mallinder (*)	M	8/2/83
9.17.8m	Lord (*)	C	2/3/85
9.22.7m	Clews (*)	C	15/2/86

85/86

9.04.0m	Penny Just (57)(2)	N	Copenhagen	20/7
9.06.53	Sharon Dalton (67)(1)	N	Berkeley	23/6
9.09.07	Krishna Wood (66)(1)	N	C	21/2
9.09.9m	Jackie Perkins (63)(1)	V	M	16/1
9.10.2m	Wood (2)	M		16/1
9.10.62	Donna Gould (66)(10)	S	Stockholm	2/7
9.11.3m	Dalton (3)	S	Copenhagen	20/7
9.14.4m	Just (3)	M		16/1
9.15.76	Perkins (1)	C		6/3
9.16.27	Wood (2)	C		6/3
9.17.05	Just (13)	C	Stockholm	2/7
9.17.86	Just (1)	M		19/12
9.19.1m	Anne Lord (61)(4)	A	M	16/1
9.20.60	Keith Duncanson (68)(3)	N	C	6/3
9.21.55	Allison Quetch (63)(2)	N	Starkville	18/5
9.26.65	Gaylene Clews (60)(2)	A	M	23/1
9.30.84	Barbara Bennett (63)(4)	N	C	21/2

Mixed Race

2.06.0m	Debbie Flintoff (60)(*)	V	M	4/1
2.08.5m	Perkins (*)	M		11/1

1,500 METRES

All Time

4.08.06	Jenny Orr (53)(4h)	V	Munich	4/9/72
4.09.54	Donna Gould (66)(4)	S	Burnaby	16/7/84
4.11.70	Penny Just (57)(-)	N	Oslo	27/7/85
4.13.2m	Angela Cook (53)(2)	N	Wellington	24/1/76
4.14.22	Judy Pollock (40)(7h)	V	Montreal	28/7/76
4.14.70	Sharon Dalton (67)(8)	N	Oslo	27/6/85
4.14.79	Carolyn Schawalow (65)(2)	V	M	27/1/83
4.15.0m	Sue Muir (57)(1)	N	S	22/3/80
4.15.67	Jackie Perkins (65)(2)	V	S	9/3/86
4.17.0m	Phyllis Lazarakis (58)(1)	W	P	10/3/76
4.17.09	Penny Gray (58)(1)	T	P	22/3/79
4.18.12	Daphne Grehan (55)(2)	Q	P	22/3/79
4.18.5m	Carlene Campton (52)(1)	N	B	3/6/78
4.18.52	Jodie Nykviat (65)(2)	Q	M	31/3/84
4.18.52	Elizabeth Rose (63)(3)	N	A	15/3/86
4.19.41	Margaret Pettit (63)(6)	W	Christchurch	31/1/81
4.19.68	Maxine Poor (58)(4)	N	M	31/3/84
4.20.1m	Sarah Collins (65)(1)	A	C	3/12/85
4.20.25	Judy Moon (58)(4)	W	P	22/3/79
4.20.50	Michelle Baumgartner (63)(5)	V	M	31/3/84

Mixed Race

4.12.0m	Baumgartner (*)	M	18/2/84	
4.14.0m	Lazarakis (*)	P	23/2/80	
4.14.0m	Perkins (*)	M	28/1/86	
4.18.9m	Terri Cater (56)(*)	V	M	7/2/84
4.19.0m	Julie Bennie (58)(*)	W/V	M	14/8/82

85/86

4.11.70	Penny Just (57)(-)	N	Oslo	27/7
4.12.84	Just (1)	S		9/3
4.14.70	Sharon Dalton (67)(8)	N	Oslo	27/6
4.14.77	Just (3)	Berkeley		22/6
4.15.67	Jackie Perkins (65)(2)	V	S	9/3
4.16.19	Dalton (4)	Berkeley		22/6
4.17.15	Just (3)	Nykoping		3/7
4.17.4m	Donna Gould (66)(3)	S	Umea	8/7
4.18.02	Just (1)	A		15/3
4.18.02	Perkins (2)	A		15/3
4.18.16	Just (1)	S		8/2
4.18.21	Just (1)	Goteborg		30/7
4.18.82	Elizabeth Rose (63)(3)	N	A	15/3
4.20.1m	Sarah Collins (65)(1)	A	C	3/12
4.20.54	Krishna Wood (66)(3)	N	S	9/3
4.23.85	Jodie Nykviat (65)(1)	Q	B	15/2
4.23.9m	Angela Luchetti (69)(3)	N	C	3/12
4.24.8m	Margaret Pettit (63)(1)	W	P	8/3
4.25.4m	Charlotte Templeton (70)(5)	A	C	3/12

FOR SPORTS INJURIES

*Therapeutic Massage
and
Remedial Therapies
and
Dietary Advice*

PAUL JOHNSTON N.D.

125 Acland St. St Kilda
Vic 3182

Phone 534 8958

*Full range of BIO ORGANICS
Athletics formulas*

*With compliments
from*

**MURRAY
GOULBURN
CO-OPERATIVE
COMPANY
LIMITED**

Manufacturers of
**DEVONDALE DAIRY
PRODUCTS**

140 Dawson Street,
Brunswick.
Phone: 387-6211

THE ACCESSORY GUY

**90 Church St,
Richmond
Ph: 429 3333**

**SPORTS BAGS
for clubs or teams.
3D MONOGRAMS
our specialty**

ACTION 

CANBERRA'S BUS SERVICE

- Routes cover all suburbs and most tourist attractions.
- A wide range of pre-purchased tickets are available including weekly and daily tickets.
- Charter services are also available for group travel in and around the A.C.T.

For information **Ph: (062) 51-6566**
BUS HIRE Ph: (062) 46-2532 B.H.

9.31.55	Michelle Adamson (68)(5)	Q	C	6/3	35.01.28	Elizabeth Patmore (57)(2)	Q	S	9/3
9.32.69	Megan Sloane (53)(5)	V	M	19/12	35.05.6m	Kerry Jukes (67)(2)	Q	B	19/2
9.32.72	Elizabeth Ruse (63)(6)	N	C	6/3	35.08.1m	Patmore (3)		B	19/2
9.32.9m	Tania Turney (65)(5)	V	M	16/1	35.53.0m*	Fia Hunter (67)(5)	V	M	16/12
9.34.50	Jacqui Smith (57)(7)	A	C	6/3	35.58.0m*	Mora Main (49)(6)	N	M	16/12
9.35.45	Kerry Jukes (67)(3)	Q	A	15/3	36.01.5m	Angela Rippon (63)(1)	T	H	22/12
9.35.69	Charlotte Templeton (70)(5)	A	C	21/2	36.01.61	Fiona Whelan (57)(3)	N	S	9/3
9.37.67	Carolyn Schuwalow(65)(6)	A	C	21/2	36.17.0m*	Dot Browne (41)(7)	M	M	16/12
9.37.8m	Rhonda Mallinder (58)(7)	V	M	16/1	36.34.8m	Laila Schulz (69)(2)	N	S	13/11
9.38.82	Jenny Lund (61)(1)	Q	B	16/2	36.40.8m	Rhonda Mallinder (58)(1)	V	M	23/2
9.39.26	Jodie Nykviat (65)(1)	Q	B	18/8	36.50.0m*	Janine Higham (60)(8)	V	M	16/12
9.39.87	Katie Watts (72)(2)	Q	B	16/2	36.54.0m*	Georgann Peterson (53)(9)	V	M	16/12
9.42.65	Pam Aicken (68)(3)	N	H	7/3	36.54.0m*	Eleanor Gody () (10)	N	M	16/12
9.46.89	Helen Pynor (64)(3)	N	S	2/2	36.55.0m*	Kerryn Schulze (56)(11)	V	M	16/12
9.47.6m	Margaret Pettit (63)(1)	W	P	9/3	37.14.3m	Margaret Ricardo (58)(4)	N	S	13/11
9.47.95	Lindy-Jane Trezise(71)(1)	V	M	15/2	37.30.5m	Margaret Reddan (53)(4)	Q	B	19/2
9.48.6m	Coral Farr (62)(2)	V	M	13/2	37.33.0m	Iris Cook (46)(12)	V	M	16/12
9.48.8m	Janine Higham (60)(8)	V	M	16/1	37.32.6m	L Murrell () (5)	Q	B	19/2
9.51.28	Laila Schulz (69)(4)	N	H	7/3	37.59.0m*	Petrina Trowbridge (47)(13)	V	M	16/12
9.53.7m	Pia Hunter (67)(1)	V	M	16/1	38.02.0m	Lacey Clews () (2)	A	C	26/11
9.54.7m	Nina Bradshaw () (1)	Q	B	27/10					
9.55.16	Kathy Wilkinson (62)(8)	V	M	19/12					
9.55.54	Kathy Watt (64)(5)	V	M	23/1					
9.56.20	Tania Adams (67)(2)	N	P	14/12					
9.58.2m	Kerryn Schulze (56)(9)	V	M	16/1					
9.59.4m	Andrea Rippon (63)(1)	T	L	11/1					

Mixed Race

9.22.7m	Clews (*)	C	15/2	
9.31.8m	Turney (*)	M	4/1	
9.34.8m	Lund (*)	B	29/1	
9.36.0m	Maree McDonagh (67)(*)	V	M	26/11
9.38.5m	Watts (*)	S	29/1	
9.42.9m	Pettit (*)	P	15/2	
9.43.2m	Sally Pierson (63)(*)	M	4/1	
9.45.0m	Hunter (*)	M	26/11	
9.48.9m	Volanda Budich (70)(*)	S	A	25/9

5,000 METRES

85/86				
15.34.7m	Lisa Martin (60)(9)	S	Eugene	1/6
16.37.40	Alison Quelch (63)(5)	N	Starville	17/5
17.01.3m	Andrea Rippon (63)(1)	T	H	18/1
17.41.3m	Nicky Tava (65)(1)	V	M	2/11

Mixed Race

16.25.4m	Michelle Adamson (68)(*)	Q	B	8/2
16.32.0m	Jenny Lund (61)(*)	Q	B	22/1
16.37.0m	Sally Pierson (63)(*)	V	M	26/11
16.43.7m	Kerry Jukes (67)(*)	Q	B	22/1
16.45.0m	Anne Lord (61)(*)	M	C	9/11
17.19.4m	Rhonda Mallinder (58)(*)	V	M	4/1

10,000 METRES

All Time

32.17.86	Lisa Martin (60)(4)	S	Oso	27/7/85
33.28.1m	Sally Pierson (63)(2)	V	M	14/2/84
33.53.1m*	Gaylene Clews (60)(1)	W/A	M	16/12/85
34.02.0m*	Anne Lord (61)(2)	V/A	M	16/12/85
34.08.0m	Alison Quelch (63)(2)	N	Philadelphia	25/4/85
34.12.0m	Megan Sloane (53)(1)	V	M	15/12/81
34.15.0m*	Tania Turney (65)(3)	V	M	16/12/85
34.25.6m	Ann Foley (61)(1)	S	A	10/3/84
34.34.77	Desiree Letherby (46)(2)	S	A	7/10/81
34.58.3m	Jenny Lund (61)(1)	Q	B	19/2/86
35.01.28	Elizabeth Patmore (57)(2)	Q	S	9/3/86
35.05.6m	Kerry Jukes (67)(2)	Q	B	19/2/86
35.12.7m	Carolyn Schuwalow(65)(1)	V	M	14/12/82
35.34.12	Kerry Whannel (57)(3)	Q	M	31/3/84
35.48.91	Geraldine Ritey (63)(4)	V	M	31/3/84
35.53.0m*	Fia Hunter (67)(5)	V	M	16/12/85
35.53.5m	Nicky Tava (65)(3)	V	M	10/12/84
35.58.0m*	Mora Main (49)(6)	N	M	16/12/85
36.01.5m	Angela Rippon (63)(1)	T	H	22/12/85
36.01.61	Fiona Whelan (57)(3)	N	S	9/3/86

***Race started with whistle**

85/86

32.17.86	Lisa Martin (60)(4)	S	Oso	27/7
33.53.1m*	Gaylene Clews (60)(1)	A	M	16/12
34.02.0m*	Anne Lord (61)(2)	A	M	16/12
34.15.0m*	Tania Turney (65)(3)	V	M	16/12
34.16.94	Turney (1)	S		9/3
34.24.0m*	Sally Pierson (63)(4)	V	M	16/12
34.34.8m	Lord (1)	C		26/11
34.58.3m	Jenny Lund (61)(1)	Q	B	19/2

***Race started with whistle**

Mixed Race

33.45.2m	Donna Gould (66)(*)	S	A	3/1
33.47.4m	G Clews (*)	A	A	22/2
33.58.6m	Turney (*)	A	A	22/2
35.38.0m	Desiree Letherby (46)(*)	A	A	22/2

MARATHON

All Time

2.27.40.0	Lisa Martin (60)(2)	S	Chicago	21/10/84
2.37.12.0	Jillian Colwell (52)(5)	Q	London	17/4/83
2.37.49.80	Megan Sloane (53)(2)	V	S	12/6/83
2.37.56.0	Rhonda Mallinder (58)(1)	V	M	9/10/83
2.39.48.0	Elizabeth Bassall(44)(4)	N	Boston	16/4/79
2.40.05.0	Jackie Turney (58)(1)	V	London	17/4/83
2.41.24.0	Dot Browne (61)(16)	V	London	17/4/83
2.41.25.0	Mora Main (49)(3)	N	C	8/4/84
2.43.03.0	Rosemary Reddstaff(51)()	A	Boston	20/4/81
2.43.40.0	Margaret Reddan (53)(1)	Q	M	14/10/84
2.44.24.0	Barbara McKeerow (58)(25)	V	Hiroshima	14/4/85
2.44.46.0	Elizabeth Patmore(57)(13)	Q	Tokyo	17/11/85
2.45.01.0	Shane Barrett (55)(28)	Q	London	17/4/83
2.45.55.0	Desiree Letherby (46)(7)	S	C	8/4/84
2.46.20.0	Barbara Byrnea (52)(19)	V	London	21/4/85
2.46.32.0	Adrienne Beames (42)(1)	V	Scotsdale	10/12/77
2.46.36.0	Tessa Brockwell () (2)	V	M	13/10/85
2.46.37.0	Petrina Trowbridge (47)(3)	V	M	13/10/85
2.46.58.0	Tani Ruckle () (1)	N	Manila	19/1/86
2.48.58.65	Annette Perkins (49)(6)	N	S	12/6/83

85/86

2.29.48.0	Lisa Martin (60)(2)	S	New York	27/10
2.44.08.0	Margaret Reddan (53)(14)	Q	Osaka	26/1
2.44.46.0	Elizabeth Patmore(57)(13)	Q	Tokyo	17/11
2.44.56.0	Reddan (1)	M		13/10
2.45.46.80	Patmore (3)	S		9/6
2.46.36.0	Tessa Brockwell () (2)	V	M	13/10
2.46.37.0	Petrina Trowbridge(47)(3)	V	M	13/10
2.46.58.0	Tani Ruckle () (1)	N	Manila	19/1
2.47.51.10	Annette Perkins (49)(4)	N	S	9/6
2.48.36.0	Ruckle (4)	M		13/10
2.49.30.29	Jackie Turney (58)(5)	V	S	9/6
2.50.06.0	Dot Browne (41)(5)	V	M	13/10
2.51.34.63	Carolyn Steffen (50)(7)	A	S	9/6
2.51.49.25	Sue Turner () (8)	W	S	9/6
2.51.54.0	Iris Cook (46)(16)	V	Nagoya	2/3
2.52.58.0	Desiree Letherby (46)(1)	S	A	26/5
2.55.29.94	Trudy Fenton (60)(9)	T	S	9/6
2.56.06.32	Lesley Douglas (63)(2)	Gan/A	S	9/6
2.56.34.0	Charis Mallis () (3)	V	M	21/7
2.57.12.0	Carol Ely (59)(6)	A	M	13/10
2.58.09.0	Karen Banks (57)(7)	V	M	13/10
2.58.14.0	Jenny Hogan (57)(4)	V	M	21/7
2.58.44.0	Chris Setterfield () (8)	V	M	
2.58.47.0	Yvonne Couper () (11)	N	S	9/6
2.59.52.0	Janet McAfee () (2)	Q	Gold Coast	21/7
3.00.49.0	Caroline Andrews() (12)	N	S	9/6
3.01.40.0	Margaret Ricardo (58)(13)	N	S	9/6
3.02.01.0	Eileen Kennedy () (14)	W	S	9/6
3.03.01.0	Jennifer Flood (43)(15)	S	S	9/6
3.03.57.0	Barbara Byrnea (52)()	V	New York	27/10
3.04.12.0	Helen Alderson (45)(18)	S	S	9/6
3.04.17.0	J Mc Gillivray () (9)	V	M	13/10
3.05.05.0	M Edwards () (10)	V	M	13/10
3.05.26.0	Bev Laundry () (3)	Q	Gold Coast	21/7

7/12
6/1
3/2
6/1

1/2
/1
/1
/2
/1
/2
/1
/2

2
1

1/86
/86
/80
/83

77
84
79
75
77
83
80
14
6
5
4
5

4x100 METRES RELAY

44.75	National Team (1)	Burnaby	18/6
44.99	National Team (1)	Burnaby	16/6
43.00	National Team (3)	Berkeley	22/6
45.54	N.S.W. (1)	A	15/3
45.66	Victoria (2)	A	15/3
46.0m	Queensland University (1)	B	22/2
46.19	Select Team No. 1 (1)	S	9/3
46.27	N.S.W. Under 20 (1)	A	15/3
46.29	South Australia (3)	A	15/3
46.49	Select Team No.2 (2)	S	9/3
46.71	Queensland (4)	A	15/3
46.86	Tasmania (5)	A	15/3
46.9m	Eastern Suburbs (1)	S	1/3
46.9m	Northern Suburbs (2)	S	1/3
47.10	A.C.T. Schools (1)	P	13/12
47.10	Queensland Under 20 (2)	A	15/3
47.15	Victorian Schools (2)	F	13/12
47.28	N.S.W. Schools (3)	F	13/12
47.39	Australian Schools (1)	Hamilton	23/1

4x200 METRES RELAY

1.38.3m	Queensland University (1)	B	23/2
1.39.66	Northern Suburbs (1)	S	8/12
1.40.78	Eastern Suburbs (2)	S	8/12
1.41.41	Australian Schools (2)	Hamilton	23/1
1.42.0m	Mayne Harriers (2)	S	23/2
1.42.64	Tiger Weats (3)	S	8/12
1.42.84	Eastern Suburbs U/20 (1)	S	7/12
1.42.9m	Southern Suburbs U/20 (1)	B	23/2
1.43.6m	Gold Coast (1)	B	2/11
1.43.93	St. George (4)	S	8/12
1.44.00	Ryde-Hornsby (5)	S	8/12
1.44.23	Revesby Workers (2)	S	23/11
1.44.73	Newcastle 'B' (6)	S	8/12
1.44.9m	Composite Team (1)	B	16/11

4x400 METRES RELAY

3.30.54	Select Team (1)	C	21/1
3.31.35	Victoria (1)	A	16/3
3.33.40	National Team (2)	Berkeley	22/6
3.34.57	N.S.W. (2)	A	16/3
3.38.09	South Australia (3)	A	16/3
3.41.19	Tasmania (4)	A	16/3
3.41.93	Queensland U/20 (1)	A	16/3
3.43.44	Victorian U/20 (2)	A	16/3
3.45.47	N.S.W. Under 16 (1)	B	7/3
3.45.52	Eastern Suburbs (2)	C	21/1
3.46.59	A.C.T. U/20 (3)	A	16/3
3.46.62	N.S.W. U/20 (4)	A	16/3
3.46.77	A.C.T. U/18 (1)	H	7/3
3.47.4m	Oakleigh (1)	M	24/11
3.47.95	South Australia U/20 (5)	A	16/3

4x800 METRES RELAY

8.45.54	Eastern Suburbs (1)	S	8/12
9.04.2m	Queensland University (1)	B	23/2

3,000 METRES WALK

All Time				
12.42.1m	Sue Cook (58)(1)	V/A C	10/3/84	
12.56.96	Kerry Saxby (61)(1)	N C	6/3/86	
13.02.71	Sally Pierson (63)(1)	V M	21/2/82	
13.10.0m	Bev Hayman (61)(1)	N S	1/3/86	
13.12.60	Gabrielle Blythe (69)(1)	V M	6/2/86	
13.47.67	Lorraine Jachno (59)(2)	V S	12/2/84	
13.47.9m	Sue Narbey (64)(1)	W P	24/11/82	
13.49.6m	Anne Pembroke (59)(1)	N S	15/1/75	
13.49.69	Anne Ryan (62)(2)	N S	9/3/85	
13.58.97	Penny Urquhart (67)(1)	Q A	13/3/86	
14.09.0m	Kerrie Neville (62)(2)	V M	7/3/78	
14.12.33	Sharon Schnyder (64)(1)	V M	23/1/86	
14.12.7m	Rachel Thompson (62)(1)	N S	21/2/82	
14.13.25	Aleyna Narbey (70)(2)	W A	13/3/86	
14.16.2m	Roseanne Smith (64)(1)	V M	2/3/84	
14.17.1m	Louise Nicholson (66)(2)	V M	29/11/80	
14.17.4m	Alison Nicholls (53)(1)	V H	5/3/73	
14.17.5m	Sarah Miller (67)(1)	V M	15/12/84	
14.19.0m	Anne Miller (63)(1)	V M	15/3/80	
14.20.09	Carolyn Vanstan (68)(2)	V M	23/1/86	

Mixed Race

12.49.9m	Saxby (*)	S	30/11/85
13.03.5m	Hayman (*)	S	8/3/86
13.31.3m	S Narbey (*)	P	7/12/85
14.05.3m	A Narbey (*)	P	23/11/85
14.12.2m	Lisa Harrison (66)(*)	N S	24/3/84

85/86

12.56.96	Kerry Saxby (61)(1)	N C	6/3
12.58.21	Saxby (1)	S	8/2
13.10.0m	Bev Hayman (61)(1)	N S	1/3
13.12.60	Gabrielle Blythe (69)(1)	V M	6/2
13.15.47	Sue Cook (58)(2)	A C	6/3
13.21.79	Blythe (1)	H	7/3
13.32.28	Hayman (2)	S	8/2
13.45.3m	Blythe (1)	M	5/12
13.50.84	Blythe (1)	M	16/2
13.58.97	Penny Urquhart (67)(1)	Q A	13/3
14.12.23	Sharon Schnyder (64)(1)	V M	23/1
14.13.25	Aleyna Narbey (70)(2)	W A	13/3
14.20.09	Carolyn Vanstan (68)(2)	V M	23/1
14.29.3m	Lisa Harrison (66)(1)	N C	22/2
14.38.3m	Sarah Miller (67)(3)	V M	6/2
14.42.54	Angela Milne (70)(3)	W P	13/12
14.43.04	Megan Chapman (69)(3)	N H	7/3
14.43.04	Renee Talbot (68)(4)	S H	7/3
14.47.53	Rachel Thompson (62)(3)	A C	6/3
14.48.93	Anne Ryan (62)(3)	N S	8/2
15.01.1m	Rebecca Waters (72)(4)	V M	5/12
15.04.07	Michelle Keys () (1)	N S	19/10
15.04.94	Michelle Scott (70)(4)	W P	13/12
15.04.9m	Michelle Degraaf () (5)	V M	5/12
15.12.45	Jenny Randall (70)(2)	N S	19/10
15.18.78	Ros Francis (68)(1)	N S	19/10
15.24.0m	Joanne Lambert (69)(2)	S A	12/2
15.31.83	Janet Saunders (70)(5)	N H	7/3
15.33.9m	Janine Coodall (68)(6)	V M	6/2
15.34.8m	Michelle Horne () (6)	V M	5/12
15.38.0m	Teresa Letherby () (3)	S A	3/1
15.39.0m	Nicole Footer () (4)	S A	3/1
15.40.24	Lynda Pearce () (4)	S A	3/1
15.48.06	Sharon Pearce () (4)	N S	19/10
15.51.33	Jane Johnson () (7)	N S	8/2

Mixed Race

12.49.9m	Saxby (*)	S	30/11
13.03.5m	Hayman (*)	S	8/3
13.31.3m	Sue Narbey (64)(*)	W P	7/12
14.05.3m	A Narbey (*)	P	23/11
14.26.0m	Thompson (*)	C	6/2
15.30.7m	Sharon Willoughby () (*)	W S	30/11
15.35.7m	Karen Willoughby () (*)	N S	30/11

5,000 METRES WALK (Track)

All Time				
21.53.36	Kerry Saxby (61)(1)	N M	16/2/86	
22.04.42	Sue Cook (58)(1)	V/A M	1/4/84	
22.37.46	Gabrielle Blythe (69)(2)	V M	16/2/86	
22.42.81	Bev Hayman (61)(2)	N A	15/3/86	
22.50.39	Sally Pierson (63)(2)	V M	1/4/84	
22.52.0m	Lorraine Jachno (59)(2)	V C	17/2/84	
22.59.19	Rachel Thompson (62)(2)	N/A S	24/2/85	
23.15.4m	Sue Narbey (64)(1)	W P	8/3/86	
23.57.0m	Aleyna Narbey (70)(2)	W P	8/3/86	
24.04.0m	Kerrie Neville (62)(1)	V M	13/5/78	
24.33.17	Anne Ryan (62)(3)	N S	24/2/85	
24.21.31	Penny Urquhart (67)(7)	Q A	15/3/86	
24.44.82	Lillian Harpur (48)(4)	S A	21/3/81	
24.48.47	Lisa Harrison (66)(3)	N C	21/2/86	
24.50.97	Roseanne Smith (64)(3)	V M	2/3/85	
24.52.82	Sharon Schnyder (64)(9)	V A	15/3/86	
24.56.0m	Anne Pembroke (59)(1)	N S	16/3/75	
24.59.1m	Karen Ieelin (56)(1)	Q B	10/3/79	
25.13.85	Francis Toohey (65)(4)	V M	20/3/83	
25.29.15	Carolyn Vanstan (68)(11)	V A	15/3/86	

Mixed Race

22.39.5m	Pierson (*)	M	22/3/84
23.23.0m	Anne Miller (63)(*)	V M	22/3/84
24.24.0m	Schnyder (*)	M	28/1/86
24.41.7m	Sarah Miller (67)(*)	V M	18/12/84
24.44.4m	Toohey (*)	M	2/12/82
24.46.0m	Vanstan (*)	M	10/12/85

85/86

21.53.36	Kerry Saxby (61)(1)	N M	16/2
22.14.4m	Saxby (1)	C	21/1
22.29.25	Saxby (1)	A	15/3
22.37.3m	Saxby (1)	S	15/9
22.37.46	Gabrielle Blythe (69)(2)	V M	16/2
22.42.81	Bev Hayman (61)(2)	N A	15/3
22.56.2m	Sue Cook (58)(1)	A C	9/11
23.15.4m	Sue Narbey (64)(1)	W P	8/3
23.17.27	Cook (3)	A	15/3
23.23.49	Saxby (1)	S	11/1
23.24.44	Lorraine Jachno (59)(4)	V A	15/3

BENDIGO GATEWAY MOTEL

401 Eaglehawk Road,
Eaglehawk
Phone: (054) 46-9688

YOUR HOSTS
CHRIS AND SUE GOW

- 19 Luxurious Fully Air Conditioned Ground Floor Units.
 - "3 Diamond Rating".
- 2 Bedroom Family Units With Bath.
- Scrumptious Country-style Breakfasts.
- 2 Hotels & 3 Restaurants within 3 minutes walking distance.

Cosmopolitan MOTOR INN

- 85 LUXURY UNITS
- SOME WITH KITCHENETTES
- 24 HR. RECEPT.
- RESTAURANT
- CONFERENCE ROOM
- LIFT
- SELF DIAL PHONES
- 2 MINS. WALK TO SHOPS, BEACH & CITY TRANSPORT
- ATTRACTIVE RATES
- LAUNDRY FACIL. NO EXTRA CHARGE
- FREE PRIVATE CLUB LOUNGE FOR SPORTING GROUPS

9 CARLISLE STREET,
ST KILDA
PHONE: (03) 534-0781
(Melway map ref. 58 B10)



Down Princes Highway,
200 yards from
Luna Park &
St Kilda Esplanade

Village by the Sea

CARAVAN PARK

Situated on beautiful
Barwon River

**SELF-CONTAINED
HOLIDAY UNITS AND
ON-SITE CARAVANS
MODERN AMENITIES**

Large Swimming Pool & Games Room
Golf Fishing - Tennis
Surfing - Waterskiing
Shady grass Sites.

CNR SHEEPWASH RD & RIVER PDE
BARWON HEADS
PHONE (052) 54 2753

WINDSOR PARK MOTOR INN PTY. LTD.

471 YOUNG STREET,
ALBURY, N.S.W.
PH: (060) 21-8800

Joining Family Units.
Opposite licensed club.
100 yds from Railway Station
and Main Street.

Disabled persons unit.
Heated Pool and Spa.

23.30.0m	S	Narbey (1)	P	8/1
23.30.69		Cook (1)	C	21/2
23.57.0m		Aleyna Narbey (70)(2)	W	8/3
24.21.31		Penny Urquhart (67)(7)	Q	15/3
24.30.02		Rachel Thompson (62)(2)	A	21/2
24.48.47		Lisa Harrison (66)(3)	N	21/2
24.52.87		Sharon Schnyder (64)(9)	V	15/3
25.29.15		Carolyn Vanstan (68)(11)	V	15/3
25.46.0m		Sarah Miller (67)(5)	V	21/2
25.50.3m		Renee Talbot (68)(1)	S	19/2
26.36.0m		Jenny Randall () (4)	H	15/9
26.47.0m		Joanne Lambert (69)(2)	S	19/2
26.49.12		Karen Iselin (56)(13)	Q	15/3
27.00.0m		Jane Johnson () (5)	N	15/9
27.04.0m		Lillian Harpur (48)(3)	S	19/2
27.07.0m		Teresa Letherby () (4)	S	19/2
27.34.52		Karen Willoughby () (6)	N	11/1
27.43.04		Sharon Willoughby () (7)	N	11/1
27.53.84		Rebecca Waters (72)(6)	V	16/2

Mixed Race

22.36.0m		Cook (*)	C	5/12
24.24.0m		Schnyder (*)	M	28/1
24.46.0m		Vanstan (*)	M	10/12
25.57.0m		Bronwyn Salter (*)	W	8/2
26.29.5m		Michelle Horne (*)	V	26/11
26.47.0m		Iselin (*)	B	29/1
27.11.2m		S Willoughby (*)	S	16/11

10KM WALK (Road)

All Time

45.20.0		Sue Cook (58)(1)	V/A	C	24/8/85
45.38.0		Sally Pierson (63)(1)	V	M	8/5/82
46.13.0		Kerry Saxby (61)(-)	N	C	13/7/85
47.26.0		Sue Narbey (64)(2)	W	C	24/8/85
47.42.0		Rachel Thompson (62)(1)	N	S	28/4/84
48.38.0		Lorraine Jachno (59)(1)	V	Tomello	26/5/84
48.47.0		Anne Ryan (62)(3)	W	A	26/6/83
50.42.3		Roseanne Smith (64)(3)	V	M	22/5/83
51.01.0		Lisa Harrison (66)(1)	N	Richmond	7/7/84
51.14.4		Francis Toohey (65)(4)	V	M	22/5/83
51.45.0		Bev Hayman (61)(4)	W	S	21/5/83
51.47.0		Sharon Schnyder (64)(1)	V	M	1/6/85
52.03.0		Carolyn Vanstan (68)(1)	V	M	10/8/85
52.08.0		Lillian Harpur (48)(8)	S	A	26/6/83
52.52.4		Karen Iselin (56)(7)	Q	B	26/3/85
52.56.0		Tanya Clarke (66)(1)	N	S	9/7/83
53.04.8		Yvonne Waters (68)(3)	V	M	19/8/84
53.25.0		Julie Wannocott (57)(1)	S	A	5/5/84
53.46.0		Aleyna Narbey (70)(1)	W	P	27/7/85
53.59.6		Sarah Miller (67)(4)	V	M	19/8/84

85/86

45.20.8		Sue Cook (58)(1)	A	C	24/8
46.12.0		Cook (-)	C		13/7
46.13.0		Kerry Saxby (61)(-)	N	C	13/7
47.11.0		Saxby (10)		St Johns	29/4
47.26.0		Sue Narbey (64)(2)	W	C	24/8
47.35.9		Cook (1)		Richmond	4/5
47.45.2		Saxby (2)		Richmond	4/5
48.17.0		Cook (14)		St Johns	29/9
48.44.0		Sally Pierson (63)(1)	V	M	4/5
48.49.4		Saxby (1)		B	26/5
48.56.0		Lorraine Jachno (59)(2)	V	M	4/5
48.57.0		Anne Ryan (62)(-)	N	C	13/7
51.47.0		Sharon Schnyder (64)(1)	V	M	1/6
52.03.0		Carolyn Vanstan (68)(1)	V	M	10/8
52.10.8		Rachel Thompson (62)(6)	A	B	26/5
52.52.4		Karen Iselin (56)(7)	Q	B	26/5
53.43.0		Lisa Harrison (66)(1)	N	H	11/8
53.46.0		Aleyna Narbey (70)(1)	W	P	27/7
54.15.0		Ron Francis (68)(2)	N	M	11/8
54.51.6		Karen Willoughby () (2)	N	S	15/6
55.02.0		Sharon Willoughby () (3)	N	H	11/8
55.14.0		Janet Saunders () (3)	N	P	27/7
55.16.0		Sarah Miller (67)(4)	V	M	4/5
55.56.0		Jane Johnson () (5)	N	Richmond	4/5
56.29.0		Janine Goodall (68)(4)	V	B	11/8
56.37.0		Wendy Wilson () (5)	N	H	11/8
56.57.0		Michelle Horne (70)(2)	V	M	10/8
57.40.0		Jenny Randall (70)(5)	N	P	27/7
58.13.0		M Greene () (2)	V	M	1/6
58.35.0		Sheila Miller (38)(5)	V	M	4/5
58.44.0		Jenny Jones () (6)	N	P	27/7
58.47.0		Michelle Scott (70)(2)	W	P	27/7

(-) en-route time

20KM WALK

85/86

1.33.29.9		Kerry Saxby (61)(1)	N	C	13/7
1.36.44.0		Sue Cook (58)(2)	A	C	13/7
1.41.07.0		Saxby (1)		H	11/8
1.41.16.5		Anne Ryan (62)(3)	N	C	13/7
1.41.38.0		Saxby (1)		S	22/6
1.42.20.0		Sally Pierson (63)(1)	V	M	7/7
1.42.47.0		Sue Narbey (64)(2)	W	H	11/8
1.42.48.0		Lorraine Jachno (59)(2)	V	M	7/7
1.46.00.0		Ryan (2)		S	27/6
1.46.28.5		Rachel Thompson (62)(4)	A	C	13/7
1.50.23.0		Sharon Schnyder (64)(1)	V	M	7/7
1.51.56.0		Jane Johnson () (4)	N	H	11/8
1.52.26.0		Karen Iselin (56)(4)	Q	M	7/7
1.54.41.0		Lisa Harrison (66)(3)	N	S	22/6
1.59.29.0		Sheila Miller (38)(5)	V	M	7/7
2.08.12.0		Shirley Braasher () (7)	T	H	11/8
2.10.19.0		Bronwyn Salter () (8)	W	H	11/8

HIGH JUMP

All Time

1.96		Chris Stanton (59)(Hep)	W	A	26/1/85
1.94		Vanessa Browne (63)(1)	W	A	26/2/83
1.93		Katrina Morrow (59)(1)	N	Edmonton	11/8/78
1.90		Deann Bopf (62)(1)	Q	Berkeley	23/6/85
1.88		Jenny Talbot (64)(3)	V	A	16/3/86
1.86		Ann Turnbull (62)(Hep)	S	M	9/3/85
1.86		Donna Robertson (61)(1)	N	S	21/12/85
1.86		Gai Kapernick (70)(1)	Q	B	16/2/86
1.86		Leah Cranston (70)(2)	Q	B	16/2/86
1.86		Joanne Lamont (67)(1)	V	A	14/3/86
1.85		Joceelyn Millar-Cubitt (62)(1)	T	M	30/1/85
1.85		Sharon Barber (65)(1)	S	C	29/3/85
1.85		Jane Flemming (65)(Hep)	V	H	8/3/86
1.855		Michele Brown (39)(1)	N	S	1/11/84
1.83		Sandra Moran (61)(2)	S	A	26/2/83
1.83		Cathy Lee (62)(3)	S	A	26/2/83
1.83		Glynis Nuon (60)(Hep)	Q/S	C	14/4/84
1.83		Joanne Gracey (65)(2)	Q	B	2/3/85
1.82		Cathy Soanes (57)(3)	V	P	25/3/79
1.82		Tracey Hinde (64)(1)	Q	A	7/12/80
1.82		Tracey Brand (65)(1)	Q	H	12/12/82
1.82		Cathy Sharpe (67)(2)	N	H	12/12/82

85/86

1.91		Chris Stanton (59)(1)	W	A	16/3
1.94		Vanessa Browne (63)(1)	W	Oakley	15/1
1.90		Deann Bopf (62)(1)	Q	Berkeley	23/6
1.90		Browne (1)		M	20/3
1.89		Bopf (1)		S	9/2
1.89		Stanton (Hep)		P	9/2
1.88		Stanton (5)		C	5/10
1.88		Bopf (1)		P	26/1
1.88		Browne (1)		C	1/3
1.88		Browne (2)		A	16/3
1.88		Jenny Talbot (64)(3)	V	A	16/3
1.86		Donna Robertson (61)(1)	N	S	21/12
1.86		Gai Kapernick (70)(1)	Q	B	16/2
1.86		Leah Cranston (70)(2)	Q	B	16/2
1.86		Joanne Lamont (67)(1)	V	A	14/3
1.85		Sharon Barber (65)(1)	S	A	10/1
1.85		Jane Flemming (65)(Hep)	V	H	8/3
1.82		Joceelyn Millar-Cubitt (62)(6)	T	A	16/3
1.82		Joanne Gracey (65)(9)	Q	A	16/3
1.80		Deann Ferwin (68)(1)	Q	B	24/10
1.80		Amanda Connors (69)(2)	Q	B	24/10
1.80		Cheryl Hurst (69)(1)	S	P	14/12
1.80		Sharlene Lumb (66)(2)	N	S	21/2
1.80		Ann Turnbull (62)(1)	S	H	18/1
1.80		Cathy Sharpe (67)(2)	N	A	14/3
1.79		Sharon Jaklofsky-Smith (68)(Hep)	Q	M	8/2
1.77		Colleen Cummings (68)(2)	V	P	15/12
1.77		Samantha Scott (66)(4)	V	A	14/3
1.77		Leonia Fahy (67)(6)	N	A	14/3
1.77		Jane Steinfort (62)(1)	V	A	16/3
1.75		Ros Ety (66)(1)	V	M	9/11
1.75		Jenny Forrest (69)(1)	V	M	23/11
1.75		J Hunt () (2)	V	M	26/11
1.75		Louise McFaul (69)(4)	N	Auckland	18/1
1.75		Katrina Morrow (59)(=3)	N	Cowford	24/1
1.75		Helen Price (68)(2)	Q	B	16/2
1.75		Lovetta Kiss (70)(2)	T	H	2/3
1.74		Kirin Lindop (70)(4)	N	P	15/12
1.74		Tracey Shepherd (69)(6)	W	P	15/12

1.73	Megan Anderson () (1)	Q	P	15/12	6.08 (+6.0)	O'Byrne (2)	P	15/12
1.73	Belinda Boonhout (68) (Hep)	Q	B	11/1	6.08 (+2.9)	Jaklofsky-Smith (3)	B	15/2
1.73	Kellie Farrell (68) (1)	N	S	25/1	6.05 ()	Stanton (1)	P	18/1
1.72	Alison Inverarity (70) (1) S	A	A	9/10	6.04 (+4.4)	Sharp (1)	M	22/2
1.70	Karina Turner (72) (4)	S	A	30/11	6.01 ()	O'Neill (1)	M	19/12
1.70	E Tuonen () (3)	S	A	10/1				
1.70	Deanne Techerpig (69) (1)	V	Bellarat	26/1				
1.70	Tracey McKee () (7)	N	S	9/2				
1.70	N Oreo () (2)	S	A	23/2				
1.70	Georgina Hale (63) (Hep)	V	H	8/3				

LONG JUMP

All Time

6.86 (+1.5)	Robyn Lorraway (61) (1)	V/A	C	23/2/86
6.70 ()	Lyn Jacenko (53) (1)	N	B	18/3/78
6.66 [-0.8]	Glynis Nunn (60) (Hep)	Q/S	Los Angeles	4/8/84
6.62 ()	Linda Garden (55) (1)	N	Auckland	25/1/81
6.58 (+0.7)	Erica Hooper (53) (2)	Q/V	Edmonton	11/8/78
6.55 (+1.9)	Nicole Boegman (67) (1)	N	S	15/10/83
6.46 (+1.0)	Megan McLean (64) (1)	V/A	C	16/11/85
6.40 ()	Chris Stanton (59) (1)	W	A	21/3/81
6.35 (-0.2)	Sandra Priestley (65) (2)	Q	H	15/2/86
6.33 ()	Belen Searle (39) (1)	N	S	13/2/65
6.33 ()	Kim Thorley (64) (-)	N	P	15/12/79
6.31 ()	Diane Pease (45) (1)	N	S	13/3/71
6.30 (+2.0)	Ann Turnbull (62) (3)	S	A	14/5/84
6.29 ()	Lenore Lacombe (46) (1)	Q	H	5/3/66
6.28 ()	Chris Booth (55) (1)	N	S	7/2/79
6.26 ()	Eileen Hindle (49) (1)	W	P	25/3/73
6.25 ()	Jan Carroll (44) (1)	W	P	4/12/65
6.25 ()	Sharon Jaklofsky-Smith (68) (2)	Q	B	3/3/85
6.24 ()	Pam Ryan (39) (1)	V	M	21/5/66
6.22 ()	Jayne Beasley (66) (2)	W	P	20/2/83
6.22 (+0.4)	Jocelyn Millar-Cubit (62) (Hep)	T	Berkeley	23/6/85

85/86

6.86 (+1.5)	Robin Lorraway (61) (1)	A	C	23/2
6.80 [-0.4]	Lorraway (4)	C	C	6/10
6.66 (+1.7)	Lorraway (1)	C	C	7/1
6.65 [0.0]	Lorraway (1)	C	C	1/3
6.63 ()	Lorraway (1)	C	C	1/9
6.55 (-0.1)	Lorraway (1)	A	A	15/3
6.521	Lorraway (2)	Osaka		15/1
6.46 (+1.0)	Megan McLean (64) (1)	A	C	16/11
6.45 [0.0]	Nicole Boegman (67) (2)	N	C	1/3
6.43 ()	Lorraway (1)	Seoul		14/9
6.39 (+1.7)	Boegman (-)	B		15/2
6.37 (+0.4)	Boegman (2)	A	A	15/3
6.36 ()	Linda Garden (55) (2)	H	C	1/9
6.35 (-0.2)	Sandra Priestley (65) (2)	Q	B	15/2
6.29 (+0.4)	Ann Turnbull (62) (3)	S	A	15/3
6.261	Glynis Nunn (60) (3)	S	Osaka	15/1
6.25 (+0.4)	Nunn (1)	A	A	23/2
6.22 (+0.4)	Jocelyn Millar-Cubit (62) (Hep)	T	Berkeley	23/6
6.11 (+2.0)	Kim Wilson (67) (1)	N	P	15/12
6.04 (+1.7)	Jane Flemming (65) (Hep)	V	C	16/7
6.02 [0.0]	Sharon Jaklofsky-Smith (68) (2)	Q	C	4/2
6.00 ()	Chris Stanton (59) (1)	W	Melville	15/1
6.00 (+0.5)	Rosemary Clarke (61) (3)	N	S	8/2
5.98 ()	Kerry Norman (57) (4)	Q	B	15/2
5.97 ()	Janelle Spradley (65) (1)	N	S	73/11
5.96 (+1.6)	Tina O'Byrne (69) (1)	Q	B	15/2
5.92 (+1.5)	Amanda O'Neill (70) (2)	V	M	22/2
5.87 ()	A Taylor () (2)	Q	B	7/12
5.83 (+0.5)	Chris Sharp (67) (1)	V	A	15/3
5.82 [0.0]	Liz Nash (65) (2)	H	C	14/1
5.80 (+1.6)	Jayne Beasley (66) (2)	W	C	17/12
5.75 ()	J King () (1)	W	P	9/11
5.75 (+1.2)	Georgina Hale (63) (1)	V	M	22/2
5.74 ()	Blaine Radford () (1)	W	P	22/12
5.70 ()	Lainey Harrison (69) (1)	V	M	23/1
5.69 ()	K Davies () (6)	Q	B	15/2
5.69 (+1.5)	Cheryl Hurst (69) (1)	S	H	8/3
5.68 ()	Monique Dunstan (70) (1)	Q	B	26/10
5.67 ()	Vicki Foard (68) (1)	V	M	5/12
5.67 ()	Anne Rutherford (68) (1)	V	M	11/1
5.66 ()	Rachel Kothe (69) (3)	V	M	11/1
5.62 ()	Lesley Richards (63) (5)	N	S	4/1
5.62 ()	Kerrie-Lyn Neke (69) (1)	N	S	25/1

Wind Assisted

6.63 (+5.0)	Boegman (1)	B		15/2
6.58 (+2.4)	McLean (1)	C		16/2
6.46 ()	Carden (2)		Los Angeles	8/6
6.19 ()	Flemming (5)		Burnaby	16/6

TRIPLE JUMP

85/86

12.25 (+0.1)	Ann Turnbull (62) (1)	S	A	16/3
12.21 ()	Glynis Nunn (60) (1)	S	A	23/2
11.98 (+2.0)	Natalie Dillon (68) (1)	S	H	8/3
11.66 ()	Lyn Smith (68) (2)	S	H	8/3
11.65 ()	Joanne Sinclair-Burke (69) (1)	T	H	1/3
11.48 ()	Kelly Whitehead (68) (1)	N	S	9/2
11.44 ()	Heather Smith (70) (1)	S	H	9/3
11.35 (+0.3)	Kerry Norman (57) (2)	Q	A	16/3
11.31 ()	Jackie Webb () (1)	N	S	9/2
11.30 ()	Rachael Korol (70) (2)	N	H	9/3
11.24 ()	Pauline Nelson (68) (2)	N	S	9/2
11.18 ()	Sharon Ward (69) (1)	S	A	22/2
11.18 ()	Karen Knight (71) (3)	Q	H	9/3
11.08 ()	B Kimber () (2)	N	S	25/1

SHOT PUTT

All Time

19.74	Gael Martin (56) (1)	V	Berkeley	14/7/84
17.64	Bev Francis (55) (1)	V	M	6/12/80
17.39	Astra Etienne (60) (1)	V	S	2/11/85
16.91	Sue Reinwald (63) (1)	V	M	29/10/83
16.38	Jean Roberts (43) (1)	V	Birmingham	9/4/71
16.20	Luigine Taylor (56) (1)	N	S	7/1/79
16.18	Chris Schultz (51) (2)	V	M	18/1/84
15.64	Anne Laurens (50) (1)	V	S	5/7/70
15.06	Pat Donnelly (61) (3)	V	M	27/11/83
14.73	Sue Howland (60) (2)	Q/A	M	22/11/80
14.45	Andrina Novia-Herman (61) (1)	W/A	C	31/10/81
14.45	Yvette Ykema (69) (1)	V	Ceelong	13/10/84
14.33	Jane Eren (48) (1)	N	A	9/3/68
14.27	Greta Larsen (66) (3)	T	A	15/3/86
14.14	Heidi Witteesch (57) (1)	S	A	24/2/85
14.10	Michelle Bancroft (65) (2)	N	S	20/1/85
14.07	Lyn Perry () (1)	V	M	16/12/67
14.06	Bernadette Serone (68) (4)	N	A	15/3/86
14.01	Mary Breen (33) (1)	N	S	23/9/62
13.95	Julianne Corlile (63) (1)	N	C	16/11/80

85/86

18.96	Gael Martin (56) (1)	V	Beijing	8/9
18.69	Martin (1)	A	A	15/3
18.66	Martin (1)	C	C	22/2
18.41	Martin (1)	S	S	8/2
18.04	Martin (4)	C	C	4/10
17.97	Martin (1)	P	P	25/1
17.39	Astra Etienne (60) (1)	V	S	2/11
17.24	Etienne (2)	S	S	8/2
17.14	Etienne (1)	C	C	4/2
17.11	Etienne (2)	C	C	22/2
17.06	Etienne (1)	M	M	30/11
16.81	Etienne (2)	A	A	15/3
15.68	Sue Reinwald (63) (3)	V	Berkeley	23/6
14.49	Chris Schultz (51) (1)	V	M	23/11
14.27	Greta Larsen (66) (3)	T	A	15/3
14.06	Bernadette Serone (68) (4)	N	A	15/3
14.02	Yvette Ykema (69) (1)	V	M	23/2
13.80	Heidi Witteesch (57) (1)	S	A	23/2
13.52	Vnessa French (69) (1)	W	P	8/3
13.15	Robyn May (64) (3)	V	M	23/2
13.06	Nicole Carkeek (71) (1)	V	H	9/3
12.77	Sharon Jaklofsky-Smith (68) (2)	Q	C	4/2
12.72	Robyn Fellowes (69) (1)	Q	B	16/2
12.68	Jane Eren (48) (3)	N	S	4/1
12.68	Jane Flemming (65) (Hep)	V	B	8/3
12.66	Jacqueline Meier (66) (4)	N	S	9/2
12.43	Kylie Davoren (67) (2)	N	S	19/10
12.37	Chris Stanton (59) (2)	W	P	1/2
12.30	Thodi Hammond (64) (Hep)	V	Shanghai	7/6
12.26	Jonie Gordon () (4)	N	P	15/12
12.23	Ann Turnbull (62) (1)	S	Dornbirn	20/5
12.21	Colleen Palmer (71) (2)	W	P	25/1
12.12	Sharon Clarke (68) (1)	N	Auburn	26/1
11.94	Katrina Standerwyk (67) (2)	V	M	23/2
11.82	W Neal () (2)	N	S	26/1
11.80	Georgina Donaghey (70) (2)	V	B	9/3

7/12
5/2
8/1
2/2
12

11.65	Anne-Maree Kiebosch () (1)	V M	23/2
11.64	Lisa McHarg (63)(1)	N Auburn	25/1
11.63	Melinda Stone () (2)	N S	23/11
11.52	Tracey Jones (67)(4)	V M	23/2

Sloping Ground

17.75	Etienne (1)	C	26/10
-------	-------------	---	-------

DISCUS THROW

All Time

63.00	Gael Martin (56)(1)	V M	11/1/79
57.30	Sue ReLowald (63)(2)	V Berkeley	22/6/85
55.91	Jean Roberts (43)(1)	V M	15/1/74
54.94	Astra Etienne (60)(2)	V S	9/2/86
54.20	Denise Ashford-Wykes (56)(1)	N S	18/12/74
53.42	Luigina Taylor (56)(2)	N B	4/6/78
51.94	Jane Keen (48)(1)	N S	3/2/68
51.26	Heidi Witteach (57)(1)	S A	1/3/86
51.02	Sue Culley (52)(1)	N S	19/2/75
51.00	Andrina Kovis-Herman (61)(1)	W C	13/3/82
50.96	Anna Laurens (50)(3)	V M	15/1/74
50.64	Roslyn Williams (43)(1)	N S	6/1/82
50.61	Mary Breen (33)(1)	N S	22/2/64
50.54	Yvette Ykema (69)(1)	V Geelong	23/2/85
50.12	Chris Schultz (51)(1)	V M	14/2/81
49.26	Bev Francis (55)(2)	V M	14/3/81
49.24	Claire Mills-Thornon (67)(2)	S A	1/3/86
49.00	Mary McDonald () (1)	N S	14/3/84
49.00	Pam Mountfield (65)(1)	N S	3/3/84
48.96	Ines Livich (64)(1)	W P	14/2/81

85/86

62.44	Gael Martin (56)(1)	V C	23/2
60.46	Martin (1)	S	9/3
58.82	Martin (1)	C	6/3
58.80	Martin (1)	P	25/1
58.40	Martin (1)	S	9/2
57.76	Martin (1)	H	3/3
57.30	Sue Reinwald (63)(2)	V Berkeley	22/6
57.14	Martin (1)	A	16/3
55.26	Martin (1)	M	20/3
54.94	Astra Etienne (60)(2)	V S	9/2
54.82	Reinwald (1)	Burnaby	16/6
54.40	Etienne (1)	C	28/1
51.26	Heidi Witteach (57)(1)	S A	1/3
50.38	Jane Keen (48)(1)	N S	14/12
49.24	Claire Mills-Thornon (67)(2)	S A	1/3
48.80	Yvette Ykema (69)(1)	V P	14/12
48.74	Sally Penson (62)(3)	S A	16/3
47.80	Chris Schultz (51)(1)	V M	23/11
47.28	Vanessa French (69)(1)	W P	2/3
46.70	Tracey Phillips (69)(2)	W P	2/3
46.70	Robyn May (64)(5)	V A	16/3
45.24	Rochelle Sutton (70)(2)	V M	20/3
44.96	Colleen Palmer (71)(1)	W P	23/11
44.82	Pam Mountfield (85)(2)	N S	16/11
43.68	Philippa Moore (68)(1)	W P	27/10
42.78	Gayle McNaughton (66)(4)	V A	15/3
42.54	Jenny Irwin (68)(3)	W P	2/3
42.16	Natalie Gregoric () (1)	S A	9/11
42.04	Suzanne Borg (70)(2)	V H	8/3
41.62	Jacqueline Meier (66)(2)	N S	8/2
41.50	Kathy Walton (67)(6)	Q A	15/3
41.48	Sharon Clarke (68)(2)	N S	23/11
41.46	Melinda Stone () (3)	W S	8/2
41.02	Bernadette Serone (68)(3)	N S	23/11
40.62	Georgina Donaghey (70)(3)	V H	8/3
40.34	Monica Wegerbauer (65)(1)	T L	23/11
40.26	Katrina Standerwyck (67)(2)	V M	22/2

JAVELIN THROW

All Time

69.28	Petra Rivera (52)(1)	V B	20/3/82
65.74	Pam Matthews (58)(1)	V B	16/12/79
65.74	Sue Howland (60)(1)	Q/A M	19/9/82
57.84	Chris Hunt (50)(1)	N/V M	25/3/76
57.40	Anna Pasera-Bocson (36)(1)	B Cardiff	24/7/58
56.70	Jeanette Kieboom (59)(2)	S C	6/3/86
54.76	Margaret Phillipott (54)(2)	N B	19/3/77
52.46	Terri Wrenn (57)(3)	W M	8/11/80
52.30	Janine Riley (52)(1)	N S	22/2/75

52.14	Jenny Elwin (53)(2)	S Christchurch	29/1/74
51.69	Mary Thomas (44)(1)	N B	14/3/69
51.39	Margaret Kosciak (49)(1)	N Kingaton	11/8/66
50.78	Lisa McHarg (63)(1)	N S	19/2/84
50.70	Leanne Dennis (63)(1)	A C	14/3/81
50.36	Cathy Wilkinson (63)(1)	S A	18/12/82
50.34	Diane White (51)(1)	N S	7/2/70
49.62	Kate Farrow (67)(1)	S A	8/2/86
49.38	Tracey Oliver (62)(2)	V M	31/10/81
49.34	Jeanette Boyce (64)(1)	S A	7/12/85
49.30	Tracey Griffin (64)(1)	V M	7/12/85

85/86

64.58	Sue Howland (60)(1)	A C	1/3
64.06	Howland (1)	C	6/3
63.58	Howland (4)	C	4/10
62.76	Howland (1)	C	22/2
62.06	Howland (3)	Seoul	14/9
61.74	Howland (1)	A	16/3
60.48	Howland (3)	S	28/9
60.46	Howland (1)	C	18/8
60.36	Howland (1)	C	4/2
59.32	Howland (1)	M	20/3
57.04	Petra Rivera (52)(*)	V S	9/3
56.70	Jeanette Kieboom (59)(2)	S C	6/3
54.12	Pam Matthews (58)(1)	V M	18/1
49.62	Kate Farrow (67)(1)	S A	8/2
49.34	Jeanette Boyce (64)(1)	S A	7/12
49.30	Tracey Griffin (64)(1)	V M	7/12
47.96	Sandra Moran (61)(3)	S A	8/2
47.52	Sharon Clarke (68)(1)	N S	2/2
47.50	Lisa McHarg (63)(2)	N S	8/2
47.10	Fiona Atkinson (69)(1)	S Auckland	26/1
46.46	Louise McPaul (69)(1)	M H	7/3
45.86	Sally Wijesundra (64)(1)	M P	2/11
45.58	Mary Thomas (44)(1)	N Rome	7/6
45.24	Melinda Cilento (65)(4)	S A	20/2
44.80	Janne Ware (70)(2)	T H	2/3
44.66	Cherry Harvey (66)(1)	Q B	8/2
44.34	Lyndall Kennedy (67)(1)	N S	15/2
44.12	Gabrielle Prenter (70)(1)	T H	23/11
43.06	Annette Broadway (69)(1)	V M	3/11
43.04	Leah Granston (70)(2)	Q H	7/3
42.70	Jane Flemming (65)(Rep)	V Berkeley	23/6
42.34	Belen Price (68)(1)	Q B	15/2
41.76	Lisa Roberts (69)(2)	N S	25/1
41.36	Vanessa Hooper (70)(1)	N S	1/3
41.24	A Bower () (2)	N S	20/10
41.14	Colleen Palmer (71)(2)	W P	15/2
40.98	Vanessa French (69)(3)	W P	15/12
40.74	Kym Bell () (1)	V M	10/11
40.40	Jocelyn Millar-Cubit (62)(2)	T L	8/2
40.14	Sharlene Lumb (66)(2)	N S	14/12

*Competed in men's competition

HEPTATHLON (New Tables)

All Time

6387	Glynda Nunn (60)(1)	Q/G Los Angeles	4/8/84
3938	Chris Stanton (59)(1)	W P	4/3/85
5901	Jane Flemming (65)(1)	V B	14/4/85
5883	Jocelyn Millar-Cubit (62)(2)	T B	14/4/85
5722	Ann Turnbull (62)(3)	S B	14/4/85
5646	Sharon Jaklofsky-Smith (68)(1)	Q M	9/2/86
5441	Lesley Richards (63)(3)	N C	15/4/84
5275	Katie Harders (63)(3)	Q B	5/9/82
5274	Kylie Goombe (67)(1)	Q/V M	18/3/84
5238	Wendy de Vroom (59)(5)	N C	15/4/84
5161	Margaret Hamley (61)(4)	N A	3/4/83
5156	Jhodie Hammond (64)(6)	V B	14/4/85
5078	Georgina Hale (63)(6)	V C	15/4/84
5035	Amanda Thomas (64)(1)	N C	15/4/84
5024	Louise McPaul (69)(1)	N A	14/3/86
5015	Chris Randall (67)(2)	S C	15/4/84
4995	Joanne Sinclair-Burke (69)(2)	T A	14/3/86
4983	Dana Vlahov (63)(2)	S A	20/3/81
4966	Nicole Boegman (67)(1)	N S	3/10/83
4948	Belinda Hoonhout (68)(1)	Q B	27/12/85
5882	Jane Flemming (65)(1)	V H	9/3
5867	Flemming (1)	C	16/2
5838	Jocelyn Millar-Cubit (62)(1)	T Berkeley	23/6
5658	Millar-Cubit (2)	H	9/3

5646	Sharon Jaklofsky-Smith (68)(1)	Q	M	9/2	4269	Anne-Marie Kiebosch () (4)	V	M	9/2
5641	Chris Stanton (59)(1)	W	F	9/2	4242	Judith Parsons () (3)	S	A	26/1
5617	Millar-Gubit (1)	A	A	26/1	4199	Joanne Whybrow (66)(5)	V	M	9/2
5505	Ann Turnbull (62)(18)	S	Cotais	26/5	4193	Lara Asineri (69)(4)	S	A	26/1
5479	Jaklofsky-Smith(3)	H	H	9/3	4124	I McGormick () (3)	N	S	12/1
5365	Turnbull (2)	A	A	26/1	4021	Sharlene Lumb (66)(1)	N	S	12/1
5362	Turnbull (4)	H	H	9/3					
5289	Turnbull (1)	Bournemouth		21/7					
5253	Lesley Richards (63)(1)	N	S	12/1					
5024	Louise McPaul (69)(1)	N	A	14/3					
4995	Joanne Sinclair-Burke (69)(2)	T	A	14/3					
4984	Georgina Hale (63)(5)	V	H	9/3					
4948	Belinda Hoonhout (68)(1)	Q	B	22/12					
4890	Kylie Coombe (67)(1)	V	M	9/2					
4872	Jhodie Hammond (64)()	V	Shanghai	8/6					
4793	Michelle Lovell (68)(2)	N	S	12/1					
4645	Jackie Webb () (2)	N	C	16/2					
4644	Robyn Followes (69)(3)	Q	A	14/3					
4633	Amanda Harrington (68)(2)V	M	M	9/2					
4482	Karen Davies (65)(1)	Q	B	12/1					
4478	Helen Price (68)(2)	Q	B	22/12					
4383	Jenny Talbot (64)(4)	V	M	9/2					

ABBREVIATIONS

<u>States</u>	A	ACT
<u>Territories</u>	N	NSW
	Q	QUEENSLAND
	S	SOUTH AUSTRALIA
	T	TASMANIA
	V	VICTORIA
	W	WESTERN AUSTRALIA
Other	I	Track
	-	En - route
	I	Indoors
	Y	Yards

SYNTHETIC ATHLETICS TRACKS

Economical — High Performance — Long Life

Athletics track surfaces have undergone considerable changes over the past 40 years. The progression from natural grass to such surfaces as clay, cinders, rubberised asphalt and polyurethane for top level competition is a direct result of efforts to improve athletes' performance and usage time, and reduce the ever-increasing costs of maintenance.

The introduction of polyurethane athletics tracks to the sport, over the past 10 years, has considerably increased the performance of athletes. The inbuilt "spring" and "resilience" of these surfaces makes them more responsive to athletic performance and provides a cushioned surface which helps reduce the incidence of injuries to the human motor system.

Various sports disciplines are now concentrating on improving the sports medicine aspects of their sports, in an effort to reduce the injuries being sustained through training on hard, jarring surfaces. In athletics, events such as long jump, triple jump, hurdles, javelin, pole vault and high jump, where the athlete's foot is heavily planted on the surface, can all result in injuries from jarring. The use of cushioned polyurethane surfaces can greatly reduce the incidence of these injuries.

Modern day polyurethane surfaces are virtually maintenance free. They are specially formulated to provide tough, spike resistant finishes which are long lasting even under conditions of heavy spike usage. They are not degraded by ultraviolet light or extremes of climate, and provide a safe, sure footing under wet or dry conditions. Also, there is very little change in the resilience properties of these surfaces from -30°C to 70°C and so they provide similar performance and "feel" characteristics in both cold and hot summer climates.

Polyurethane athletics tracks are composed of graded, synthetic rubber granules bound together with highly flexible, liquid polyurethane resins. The materials are generally mixed together on site and applied on the concrete or asphalt base at a thickness of 12-13mm by screeding or compacting with specialised paving machinery. Due to the complex procedures involved,

these surfaces should only be installed by trained applicators.

In the past, these types of surfaces were only available from overseas companies. They were very expensive to install and, due to economies of scale, were generally restricted to large, full stadium installations.

However a local Australian company A.V. Syntec Pty Ltd is now manufacturing and installing polyurethane surfaces here. The company, which installed the athletics surface at Brisbane's QEII stadium for the 1982 Commonwealth Games, has developed a polyurethane surface called Rebound Polysport 3000 which can be economically installed both in small areas such as long jump, triple jump and pole vault strips, multiple lane strips which can also be used for hurdles, spring starts, high jump and javelin take offs.

The Polysport 3000 polyurethane surface is spike resistant, has a life expectancy in excess of 10 years, and can be easily resurfaced with a polyurethane/rubber topcoat when the surface does eventually show signs of wear.

A.V. Syntec has installed the surface at numerous schools, colleges and athletics clubs over the past three years and believes many more will be installed over the ensuing years in an effort to improve athletics' performance and safety, and provide maximum usage in wet or dry climates with minimal maintenance.

The rapid improvements currently occurring in high technology chemical industries will ensure that today's "high performance" polyurethane tracks are further improved and developed to keep them in the forefront of competitive sports.

The development of new and upgraded synthetic surfaces for all types of sports disciplines will continue to be a top priority for manufacturers striving to achieve competitive excellence in their products, in the same way that athletes continue to strive for competitive excellence in their various sports.