


Amateur Athletic Union of Australia



**HANDBOOK OF RECORDS
AND RESULTS
1982**

THIRTY-FIRST YEAR OF ISSUE



Rob De Castella (Vic.) 25000 m Road Champion of Australia and second all time World Marathon performance.

THE AMATEUR ATHLETIC UNION OF AUSTRALIA

(Formerly the Amateur Athletic Union of Australasia)

Founded 1897

MEMBER OF THE INTERNATIONAL AMATEUR ATHLETIC FEDERATION

Affiliated with: Australian Olympic Federation
Australian Commonwealth Games Association
Confederation of Australian Sport

M E M B E R A S S O C I A T I O N S

Queensland Amateur Athletic Association
Queensland Women's Amateur Athletic Association
New South Wales Amateur Athletic Association
Victorian Athletic Association
Amateur Athletic Association of Tasmania
Amateur Athletic Association of South Australia
Athletic Association of Western Australia
Australian Capital Territory Amateur Athletic Association

HONORARY LIFE MEMBERS

(Elected by A.A.U. of A.)

+ Hugh R. Weir, C.B.E. (1957)
C. Ronald Aitken, C.B.E. (1965)
+ Arthur J. Hodsdon, M.B.E. (1965)
+ Norman G. Hutton (1968)
Leonard B. Curnow, O.B.E. (1968)
+ Robert E. Graham, O.B.E. (1968)
F. Theo Treacy, O.B.E. (1969)
+ G. Soper (1969)
C. Herbert Gardiner (1974)
Thomas C. Blue (1980)
+ Deceased


(Elected by A.W.A.A.U.)

Miss Gwen Bull (1962)
Miss Nell Gould, B.E.M. (1962)
Mrs. Doris Magee, A.M., M.B.E., (1962)
Miss Lillian Neville (1962)
Mrs. Mavis Ebzery, D.A.M. (1967)
Mrs. Maisie McQuiston, B.E.M. (1971)
Mrs. Margaret Cahill (1972)
Mrs. Mabel Robinson, M.B.E. (1973)
Mrs. Joyce Bonwick (1978)
H. George Carruthers

DIRECTORY

Postal Address: Grandstand, Olympic Park Athletic Track, Swan Street, Melbourne, Victoria. 3002.

Telegrams: Amathunion, Melbourne
Telex: M.E. 200 - Melbourne 30625
Telephone: National (03) 429 5077
International +61 3 429 5077



In our view, they deserve a place here too.

Our customers.

It was their support for us that allowed us to support the Games Foundation.

Providing financial assistance to get them started on organising the Games.

So, as official bankers to the Foundation, may we wish

all Games competitors the very best of luck.

And to our customers in the stands, and those watching on TV, may we say, thank you.

You're great sports too.



The Commercial Banking Company of Sydney Limited.

2257.045

CONTENTS

RESULTS

AUSTRALIAN CHAMPIONSHIPS

Road Running Championships	4
Road Walking Championships	4
Cross Country Championships	5
Australian All Schools Cross Country Championships	5
Australian All School Track and Field Championships.	8
Shell/Charles Hansen National Sub-Junior Match 1982	16
Track and Field Championships - Men	21
Track and Field Championships - Junior Men	22
Track and Field Championships - Women	25
Track and Field Championships - Junior Women	27

AUSTRALIAN COMPETITORS IN INTERNATIONAL COMPETITION

Pre World Cup Competitions:	30
Zurich	
Berlin	
Menden	
Koblenz	
Luxembourg	
Dortmund	
Rome	
Koln	
World Cup III	31
Montreal Marathon - 13th September	31
Universiade - Bucharest	31
Mannings International Marathon - Hamilton	32
Lugano Cup - Valencia	32
Osaka Ladies Marathon	32
Decathlon/Heptathlon Match - New Zealand	32

RECORDS

Records	34
Australian Records superseded	47
Best on record for non record events	48
Australian Records outstanding	47

AUSTRALIAN RANKING LIST FOR 1981/82

49

Photographs in this Almanac have been supplied by Mr. John Punshon.

This Almanac has been compiled on behalf of the Amateur Athletic Union of Australia by the Honorary Statistician, Mr. Paul Jenès. Appreciation is expressed to the following people for regularly supplying Mr. Jenès with results:-

Bernie Cecins	Fletcher McEwen	Jim Kolotchoff
Bruce Cook	Mike McLaughlin	Dave Cundy
Rod Griffin	John Masters	Everard Bartholomewsz
Joyce Bonwick	Pam Turney	Fred Lester
Flo Wrighter	Shirley Went	Mark Wall
and the Member Associations		

CHAMPIONSHIPS OF AUSTRALIA 1981-82

ROAD RUNNING CHAMPIONSHIPS

MARATHON CHAMPIONSHIP FOR MEN

G. Bentley (V) 2.16.58; J. Stanley (N) 2.17.22; Y. Morita (Japan) 2.17.48;
L. Whitty (N) 2.20.19; G. Hand (ACT) 2.21.42; N. Gotto (Japan) 2.22.41;
C. Neave (ACT) 2.23.28; D. Byrnes (V) 2.24.19; K. Duxbury (V) 2.26.18;
P. O'Hare (V) 2.28.23.

Teams: Victoria, N.S.W., A.C.T., Qld.

MARATHON CHAMPIONSHIP FOR WOMEN

R. Longstaff (ACT) 2.46.48; P. Waters (N) 2.48.37; J. Turney (V) 2.49.25;
D. Letherby (S) 2.54.57; A. Colman (Q) 3.11.45; S. Gray (S) 3.18.21;
H. Alderson (S) 3.18.45; A. Mann (S) 3.19.28; P. Sedman (NT) 3.23.22;
S. Dalrymple (NT) 3.25.03.

Teams: First - S.A.

25,000 METRE ROAD RUNNING CHAMPIONSHIP FOR MEN

R. DeCastella (V) 1.14.41.4; L. Whitty (N) 1.16.26.6; S. Poulton (N)
1.17.43.8; R. Gilfillan (V) 1.18.30.6; D. Morgan (N) 1.19.06.0;
D. Fearly 1.19.42.8

10,000 METRE ROAD RUNNING CHAMPIONSHIP FOR WOMEN

A. Lord (V) 34.31.1; S. Pierson (V) 34.33.8; D. Letherby (S) 34.34.1;
G. Clews (WA) 34.41.4; J. Ham (S) 35.11.4; M. Moyie (S) 35.51.2.

Teams: S.A. 8 points; W.A. 17 points; Qld. 20 points.

ROAD RELAY CHAMPIONSHIPS

3 x 3000 METRE ROAD RELAY CHAMPIONSHIP FOR WOMEN

Victoria (A. Lord, R. Mallinder, K. Wilkinson) 29.22; South Australia
(J. Ham, M. Moyie, D. Letherby) 29.45; Queensland (S. Barrett, K. Whannell,
J. Green) 30.26; New South Wales (J. Ganzevoort, M. Jolley, P. Aitken)
30.51; Western Australia (D. Lonergan, M. James, J. Rennis) 31.43;
A.C.T. (J. Pratten, S. Free, R. Longstaff) 32.05; Tasmania (B. Kenyon,
S. Harris, A. Waddle) 33.25.

3 x 2000 METRE ROAD RELAY CHAMPIONSHIP FOR JUNIOR WOMEN

Queensland (K. Roberts, K. Fischer, J. Nykuist) 19.00; Victoria
(J. Pollard, M. Bews, T. Turney) 19.28; Western Australia (T. Bromley,
J. Robinson, V. Freestone) 19.48; South Australia (D. Gould, K. Vandenheuvel,
E. Allen) 19.58; New South Wales (H. Wakeman, S. Lawton, D. Hiscox) 20.20;
A.C.T. (C. Reeve, L. Lomas, M. Lomas) 21.10

3 x 1000 METRE ROAD RELAY CHAMPIONSHIP FOR SUB-JUNIOR WOMEN

New South Wales (C. Borg, T. Adams, T. Raimond) 9.06; Queensland (A. McVie,
W. Lunn, F. Bain) 9.17; Victoria (M. McGhee, E. Blyth, M. Leaney) 9.17;
South Australia (A. Hayward, K. Camp, J. Dart) 9.42; Western Australia
(N. Hargreaves, T. Harman, G. DeGruchy) 10.01; A.C.T. (K. Burton, L. Mahony,
M. Bleakie) 10.03; Tasmania (P. Nichols, S. McNicol, S. Graham) 10.19.

ROAD WALKING CHAMPIONSHIPS

Conducted at Fishermans Bend, Victoria on 26th July, 1981

5KM CHAMPIONSHIP FOR WOMEN

S. Cook (V) 22.58; S. Pierson (V) 23.04; L. Young (V) 24.14; A. Ryan (N)
24.38; R. Thompson (N) 24.57; L. Harpur (S) 25.06.

Teams: Victoria 6 points; N.S.W. 16 points; S.A. 23 points.

3KM CHAMPIONSHIP FOR JUNIOR WOMEN

T. Clarke (N) 17.11; P. Langley (N) 17.14; R. Smith (V) 17.46; D. Robertson
(V) 18.01; M. Curry (V) 18.01; K. Gilbert (N) 18.09.

Teams: Victoria 9 points; N.S.W. 14 points; S.A. 22 points

2KM CHAMPIONSHIP FOR SUB-JUNIOR WOMEN

S. Miller (V) 9.26; Y. Waters (V) 9.33; R. Webster (V) 9.39; J. Jones (N) 9.48; R. Talbot (S) 9.57; P. Murray (N) 9.58.

Teams: Victoria 6 points; N.S.W. 17 points; S.A. 22 points.

50KM CHAMPIONSHIPS FOR MEN

W. Sawall (V) 233.55; J. Sheard (V) 269.16; H. Summers (V) 273.11; K. Knox (N) 273.14; C. Jack (V) 279.20; T. Jones (W) 287.21.

Teams: Victoria 6 points; N.S.W. 15 points

10KM CHAMPIONSHIPS FOR MEN UNDER 20

M. Woods (N) 44.09; A. Muir (N) 44.34; M. Harvey (V) 45.08; A. Jackno (V) 47.35; D. Cruise (V) 47.44; S. Richardson (V) 48.08.

Teams: N.S.W. 9 points; Victoria 12 points; S.A. 24 points

CROSS COUNTRY CHAMPIONSHIPS

Conducted at Adelaide, South Australia, on 12th and 13th September, 1981.

12,000 METRE CHAMPIONSHIP FOR MEN

G. Barrett (Q) 36.16; A. Lloyd (N) 36.23; T. O'Shaughnessy (V) 36.25; B. Lewry (V) 36.45; J. Andrews (N) 36.50; N. Decastella (V) 36.53.

Teams: Victoria, N.S.W., A.C.T.

8,000 METRE CHAMPIONSHIP FOR JUNIOR MEN

Q. Morley (N) 12.10, A. Hoyle (V) 12.10, S. Moneghetti (V) 12.10, D. Campbell (Q) 12.16; M. Martin (Q) 12.24; D. Cathard (V) 12.29.

Teams: Queensland, N.S.W., Victoria

4,000 METRE CHAMPIONSHIP FOR WOMEN

D. Leatherby (S) 13.40; A. Lord (V) 13.46; J. Hams (S) 13.47; J. Green (Q) 13.56; K. Wilkinson (V) 14.00; J. Gazevoort (N) 14.00.

Teams: S.A., Victoria, Queensland.

3,000 METRE CHAMPIONSHIP FOR JUNIOR WOMEN

T. Turney (V) 10.10; J. Nykvist (Q) 10.16; K. Roberts (Q) 10.16; K. Fischer (Q) 10.18; H. Wakman (N) 10.27; J. Pollard (V) 10.33.

Teams: Queensland, Victoria, W.A.

2,000 METRE CHAMPIONSHIP FOR SUB-JUNIOR WOMEN

J. Raimon (N) 6.34; F. Bain (Q) 6.40; C. Borg (N) 6.41; S. Dalton (N) 6.46; K. Camp (S) 6.48; M. Leaney (V) 6.51.

AUSTRALIAN ALL-SCHOOLS CROSS COUNTRY CHAMPIONSHIPS

Conducted at Launceston, Tasmania, on 1st August, 1981

4,000 METRE CHAMPIONSHIP FOR GIRLS UNDER 19

S. Bruce (NZ) 13.42; P. Aitken (N) 13.51; A. Taylor (NZ) 13.52; C. McMiken (NZ) 13.57; W. Langlands (NZ) 14.07; A. Queich (N) 14.09;

Teams: N.Z. 8 points; N.S.W. 13 points; QLD 29 points; VIC 35 points; S.A. 38 points, TAS 48 points

2,000 METRE CHAMPIONSHIP FOR GIRLS UNDER 17

J. Nykvist (Q) 6.27; T. Turney (V) 6.30; C. Schuwalow (V) 6.35; H. Ryan (Q) 6.35; J. Pollard (V) 6.38.

Teams: VIC 10 points; QLD 13 points; N.S.W. 26 points; S.A. 29 points; TAS 46 points; W.A. 47 points

2,000 METRE CHAMPIONSHIP FOR GIRLS UNDER 15

J. Gazevoort (N) 6.38; T. Adams (N) 6.40; A. Lusk 6.41; C. Jones (Q) 6.42; K. Camp (S) 6.42; S. Dalton (N) 6.46.

Teams: N.S.W. 8 points; QLD 20 points; S.A. 27 points; VIC 28 points; W.A. 39 points; TAS 49 points.

8,000 METRE CHAMPIONSHIP FOR BOYS UNDER 19

A. Hoyle (V) 24.38; O. Morley (N) 24.44; M. Norwood (V) 25.35;
G. Cameron (NZ) 25.51; P. Handcock (NZ) 25.54; N. Sharman (V) 25.55.
Teams: VIC 10 points; N.S.W. 17 points; N.Z. 23 points; QLD 32 points;
S.A. 29 points; W.A. 50 points.

4,000 METRE CHAMPIONSHIP FOR BOYS UNDER 17

R. Gray (NZ) 12.14; A. Hodgson (NZ) 12.15; R. Caskie (N) 12.15;
J. Thomas (N) 12.16; P. Baker (NZ) 12.23; C. Thompson (Q) 12.25.
Teams: N.Z. 8 points; N.S.W. 19 points; VIC 32 points; QLD 37 points
TAS 43 points; S.A. 44 points; W.A. 48 points

4,000 METRE CHAMPIONSHIP FOR BOYS UNDER 15

R. Davies (V) 12.23; J. Agosta (V) 12.26; S. Spliers (WA) 12.42;
G. Griffiths (S) 13.02; S. Parkinson (S) 13.03; D. Vaughan (V) 13.04
Teams: VIC 10 points; S.A. 16 points; W.A. 30 points; QLD 33 points;
N.S.W. 37 points; TAS 45 points.

TEAMS TROPHIES

GIRLS

1st	New South Wales	16	Points
2nd	Queensland	14	"
3rd	Victoria	13	"
4th	South Australia	9	"
5th	New Zealand	7	"
6th	Tasmania	4	"
7th	Western Australia	3	"

BOYS

1st	Victoria	18	Points
2nd	New South Wales	12	"
3rd	New Zealand	11	"
4th	Queensland	9	"
5th	South Australia	8	"
6th	Western Australia	4	"
7th	Tasmania	3	"



Lufkin

Official Supplier of
Measuring Tapes to
the XII Commonwealth
Games in Australia
1982.



from Cooper The Toolmaker

CRESCENT·LUFKIN·NICHOLSON·PLUMB·WELLER·WISS·XCELITE



*Peter Bourke (Vic.) 800 metre
Champion of Australia.*



ALL SCHOOLS TRACK AND FIELD CHAMPIONSHIPS

Conducted in Brisbane, Queensland on 12th/13th
December, 1981.

GIRLS UNDER 19.

100 METRES: K. Johnson (Q) 12.04; M. Spitteler (NSW) 12.08; J. Mitchell (NZ) 12.09; L. Brett (VIC) 12.26; A. White (WA) 12.35; K. Wilson (SA) 12.63. WIND: +2.6

200 METRES: M. Holland (NSW) 24.38; K. Johnson (Q) 24.44; J. Mitchell (NZ) 24.98; L. Brett (VIC) 25.29; A. White (WA) 25.55 WIND: +1.1

400 METRES: G. Hall (NSW) 54.15; M. Holland (NSW a/c) 55.84; G. Stoneham (VIC) 56.50; J. Gooden (Q) 57.64; D. Denton (SA) 59.84.

800 METRES: H. Pynor (NSW) 2.10.88; M. Lyons (Q) 2.10.92; K. McDonald (ACT) 2.11.60; A. McKenzie (NZ) 2.14.21.

1500 METRES: H. Pynor (NSW) 4.29.65; M. Lyons (Q) 4.31.15; A. McKenzie (NZ) 4.31.18.

3000 METRES: K. Fischer (Q a/c) 10.02.87; H. Wakeman (NSW) 10.04.53; K. Roberts (Q a/c) 10.08.91; H. Ryan (Q) 10.29.56; E. Allen (SA) 11.05.82; S. Narbey (WA) 11.36.60.

100 METRES HURDLES: J. Mitchell (NZ) 14.54; A. White (WA) 14.88; J. Robson (NZ) 15.02; C. Dennis (TAS) 15.87; M. Allenby (Q) 21.58.

400 METRES HURDLES: J. Robson (NZ) 1.00.40; C. Wilson (VIC) 1.01.80; J. Casey (WA) 1.04.01; L. Richards (NSW) 1.04.68; P. Franke (Q) 1.05.13.

1500 METRES WALK: L. Harrison (NSW a/c) 6.51.84; J. Lewry (SA) 7.31.95; A. Moores (Q) 7.37.56; T. Clark, S. Narbey, L. Nicholson (Disqualified).

4 x 100 METRES RELAY: Queensland 47.93; New South Wales 47.96; New Zealand 48.39; Victoria 49.01; South Australia 49.08; Western Australia 49.93; Tasmania 50.27.

4x 400 METRES RELAY: New South Wales 3.48.5; New Zealand 3.50.6; Victoria 3.54.2; Queensland 3.55.1; South Australia 4.02.4; Tasmania 4.03.7; Western Australia 4.16.5.

DISCUS THROW: I. Livich (WA) 44.92 (R); P. Mountfield (NSW) 41.90; J. Clark (VIC) 41.50; C. Mills (SA) 40.74; S. Achurch (Q) 35.36.

HIGH JUMP: R. Sluyters (ACT) 1.79; T. Hinde (Q) 1.79; J. Talbot (VIC) 1.76; E. Dare (WA) 1.73; D. Boyce (SA) 1.70; L. McHarg (NSW) 1.70.

JAVELIN THROW: S. Wijesundera (WA) 46.52; J. Cox (Q) 42.26; P. Mountfield (NSW) 39.26; L. McHarg (NSW a/c) 38.98; J. Boyce (SA) 37.08; S. Ghirardello (ACT) 34.92.

LONG JUMP: J. Mitchell (NZ) 6.02 (WIND: +2.7); J. Bessley (WA) 5.92 (WIND: +1.5); K. Hale (SA) 5.76 (WIND: +3.4); J. Worsfold (WA a/c) 5.73 (WIND: +3.6); L. Gooden (QLD) 5.70 (WIND: +3.0); P. Mowbray (WA a/c) 5.59 (WIND: +2.0); J. Hooper (TAS) 5.57 (WIND: +4.4); J. McCullough (Q a/c) 5.56 (WIND: +4.3); A. Stevenson (NSW) 5.51 (WIND: +2.0)

SHOT PUT: V. Cavill (NZ) 12.30; I. Livich (WA) 12.16; P. Mountfield (NSW a/c) 11.54; J. Sunderland (NSW) 11.49; G. Larsen (SA) 11.32; H. De Vries (QLD) 10.78.

HEPTATHLON: A. Thomas (NSW a/c) 5026 (15.81; 10.58m; 1.74m; 26.39; 5.20m; 32.84m; 2.31.5; A. Pule (NZ) 4918 (15.02; 10.45m; 1.77m; 26.10; 5.34m; 35.80m; 3.07.8; M. Robertson (QLD) 4634 (16.18; 8.58m; 1.50m; 25.80; 5.23m; 29.42m; 2.28.0; S. Barber (SA) 4560 (15.63; 7.69m; 1.71m; 27.47; 5.22m; 25.52m; 2.35.1; A. Alessandri (WA a/c) 4493 (16.00; 8.06m; 1.62m; 26.80; 5.34m; 25.56m; 2.39.6; J. Worsfold (WA) 4490 (15.52; 7.65m; 1.53m; 25.66; 5.48m; 24.38m; 2.42.2; C. Dennis (TAS) 4263 (18.33; 9.91m; 1.53m; 26.49; 5.13m; 28.38m; 2.54.1; M. Konecny (SA a/c) 4109 (17.11; 9.03m; 1.62m; 28.74; 4.64m; 27.46; 2.52.2.

GIRLS UNDER 17

100 METRES: M. Moroney (NSW) 11.91; G. Simpson (TAS a/c) 11.95; C. Byles (SA) 11.97; J. Fleming (VIC) 11.97; S. Priestley (QLD) 12.25; B. Mullen (VIC a/c) 12.35; C. Smith (WA) 12.38; M. Gabbedy (WA a/c) 12.45.

200 METRES: S. Alton (NSW a/c) 24.00; C. Byles (SA) 24.16; M. Moroney (NSW) 24.42; G. Simpson (TAS) 24.48; A. Caples (NSW a/c) 24.62; S. Priestley (QLD a/c) 24.81; B. Mullen (VIC) 24.84; S. Ellis (QLD) 25.19.

400 METRES: S. Ellis (QLD) 55.73; M. Babbage (NSW) 55.91; S. Gilbert (NZ) 56.69; L. Wood (TAS) 57.99; K. Newman (ACT) 59.31; K. Van Den Heuvel (SA) 1.00.41; J. Casey (WA) 1.02.71.

800 METRES: J. Nykvist (QLD) 2.07.97 (R); L. O'Connell (VIC) 2.11.66; S. Cottins (ACT) 2.12.40; S. Hartgers (NSW) 2.13.85; C. Cowden (WA) 2.14.22; C. Borg (NSW a/c) 2.15.62; K. Van Den Heuvel (SA) 2.20.12.

1500 METRES: J. Nykvist (QLD) 4.23.41; C. Borg (NSW) 4.33.37; C. SchuwaTow (VIC) 4.37.64; K. Fischer (QLD a/c) 4.40.30; C. Cowden (WA) 4.44.21; K. Van Den Heuvel (SA) 4.48.43; Y. Doocey (QLD a/c) 4:55.40.

100 METRES HURDLES: J. Fleming (VIC) 14.10; J. Breen (NSW) 14.35; A. Stevenson (NSW a/c) 14.51; J.A. McCulloch (QLD a/c) 15.05; S. Binning (WA a/c) 15.05; L. Gooden (QLD) 15.16; R. Ellis (WA a/c) 15.58.

1500 METRES WALK: L. Harrison (NSW) 7.03.30; T. Clarke (NSW a/c) 7.06.04; P. Urquhart (QLD) 7.14.02; R. Webster (VIC a/c) 7.25.52; T. Buckingham (VIC) 7.37.24; J. Lewis (SA) 7.46.29; S. Walsh (WA) 8.17.39.

DISCUS THROW: P. Mountfield (NSW a/c) 43.22; C. Mills (SA) 41.68; J. Clarke (VIC) 39.62; S. Flynn (SA a/c) 36.20; J. Irwin (WA) 35.24; J. Knezevic (QLD) 33.26.

HIGH JUMP: R. Sluyters (ACT) 1.73; J. Gracey (QLD) 1.73; E. Dare (WA) 1.73; M. Clarken (NZ) 1.73; D. Boyce (SA) 1.70; J. Hunt (VIC a/c) 1.70; R. Eddy (VIC) 1.70

JAVELIN THROW: Lynda Kennedy (NSW a/c) 43.78; P. Mountfield (NSW) 39.34; S. Ghiratdello (ACT) 37.40; J. Cox (QLD) 37.24; S. Hayman (AAANSW a/c) 36.88; J. Clark (VIC) 46.68; N. Symons (SA) 34.72; L. Kennedy (WA) 30.46.

LONG JUMP: J. Beasley (WA) 5.80 (WIND: +2.5); S. Priestley (QLD) 5.74 (WIND: +0.8); S. Derby (WA a/c) 5.71 (WIND: +4.0); M. Clarken (NZ) 5.64 (WIND: +0.3); P. Mowbray (WA a/c) 5.62 (WIND: +2.7); M. Talbot (SA) 5.49 (WIND: +4.2); S. Alton (NSW a/c) 5.47 (WIND: +2.2); A. Stevenson (NSW) 5.47 (WIND: +4.2); J. Hooper (TAS) 5.47 (WIND: +1.2)

SHOT PUT: J. Irwin (WA) 11.94; P. Mountfield (NSW a/c) 11.84; L. Dorling (VIC) 11.83; G. Larsen (SA) 11.79; J. Sunderland (NSW) 11.50; H. Rogers (QLD) 10.15.

GIRLS UNDER 15

100 METRES: N. Boegman (NSW) 12.14; D. Pinder (QLD) 12.18; K. Bowers (QLD a/c) 12.36; R. Farrelly (TAS) 12.50; C. Cole (WA) 12.50; L. McKinnon (QLD a/c) 12.50; K. Waltisbuhl (QLD a/c) 12.75; M. Hall (QLD a/c) 12.75.

200 METRES: N. Boegman (NSW) 24.76; D. Pinder (QLD) 24.94; K. Bowers (QLD a/c) 25.04; L. McKinnon (QLD a/c) 25.29; R. Farrelly (TAS) 25.34; C. Cole (WA) 25.41; N. Dillon (SA) 25.92; C. Emmerson A.A.A. NSW a/c) 26.02.

400 METRES: B. Hoonhout (QLD) 56.89; C. Cole (WA) 57.40; L. Bowers (QLD a/c) 57.51; C. Wilson (VIC) 58.25; K. Ariens (NSW) 58.30; D. Causby (SA) 59.15; J. Allen (NT) 1.05.70.

800 METRES: J. Bilich (WA) 2.13.16; E. Blyth (VIC) 2.13.72; T. Adams (NSW) 2.15.62; C. Jones (QLD a/c) 2.16.41; N. Webster (WVAC) 2.17.57; A. McVie (QLD a/c) 2.18.36; P. Garnett (WAC) 2.19.03; F. Bain (QLD) 2.27.68.

1500 METRES: C. Jones (QLD) 4.36.38; E. Blyth (VIC) 4.38.40; S. Dalton (NSW) 4.39.08; T. Adams (NSW a/c) 4.40.4; S. Everitt (NSW a/c) 4.43.50; A. McVie (QLD a/c) 4.44.93; J. Bilich (WA) 4.48.05; N. Webster (VIC a/c) 4.48.98; P. Garnett (WA a/c) 4.50.94; K. Beckinsale (QLD a/c) 4.54.51; J. Dart (SA) 4.55.83; P. Nichols (TAS) 5.03.55; J. McKessor (VIC a/c) 5.10.99; F. Bain (QLD a/c) 5.16.38

90 METRES HURDLES: J. Worsfold (WA a/c) 13.08; N. Boegman (NSW) 13.21; S. Binning (WA) 13.32; H. Pawloski (VIC W a/c) 13.68; C. Cox (AAA NSW a/c) 13.76; S. Sloss (WA a/c) 13.85; S. Tierney (SA) DNF; S. Jaklofski (QLD) Disq.

1500 METRES WALK: S. Miller (VAAA) 7.06.25; P. Urquhart (QLD) 7.07.86; P. Murray (AAA NSW) 7.10.88; K. Arkins (NSW a/c) 7.17.99; R. Talbot (SA) 7.32.04; S. Walsh (WA) 7.49.99; J. Lambert (SA a/c) 7/57/36; T. Waters (VIC a/c) DNF; J. Jones (NSW a/c) Disq.

DISCUS: C. Mills (SA) 38.18; S. Flynn (SA a/c) 36.78; J. O'Brien (NSW a/c) 36.06; S. Clarke (NSW) 35.98; J. Irwin (WA) 34.90; C. Mitchell (SA a/c) 33.34; K. White (QLD) 32.18; K. Sweet (VIC) 31.96; J. Larkins (QLD a/c) 31.42; L. Kennedy (WA a/c) 30.20; J. Tandy (TAS) 28.40; Y. Ykema (VIC a/c) 24.30.

HIGH JUMP: T. Thomas (QLD) 1.78 (R); C. Sharpe (NSW a/c) 1.75; L. Rutter (NSW a/c) 1.72; K. Farrell (NSW) 1.69; M. Richmond (VIC a/c) 1.69; C. Randall (SA) 1.69; J. Lamont (VIC) 1.66; D. Muscat (ACT) 1.63; L. Joyce (QLD a/c) 1.60; L. Fahy (NSW a/c) 1.60; K. Hill (QLD a/c) 1.60; D. Pinnock (WA) 1.60; M. Stephens (TAS) 1.55; R. Sherwood (QLD a/c) 1.55.

LONG JUMP: N. Boegman (NSW) 5.72 (WIND: +2.9); J. Worsfold (WA) 5.64 (WIND: +2.2); C. Randall (SA) 5.43 (WIND: +3.7); D. Muscat (ACT) 5.42 (WIND: +0.9) B. Hoonhout (QLD) 5.13 (WIND: +1.8); L. Vescovi (VIC a/c) 4.99 (WIND: +2.2).

SHOT PUT: C. Mitchell (SA a/c) 14.10; S. Clarke (NSW) 13.94; C. Mills (SA) 13.82; J. Irwin (WA) 13.49; J. Larkins (QLD a/c) 12.76; S. Flynn (SA a/c) 12.67; Y. Ykema (VIC a/c) 12.27; L. Kennedy (WA a/c) 12.25; J. O'Brien (NSW a/c) 11.82; E. Jamieson (TAS) 11.77; K. Rauchle (QLD) 11.56; K. Sweet (VIC a/c) 11.52; W. Lee (NSW a/c) 11.47; K. Freney Mills (VIC) 11.46.

BOYS UNDER 19

100 METRES: J. Enright (NZ) 10.73; D. Blandford (NSW) 10.82; R. Henderson (NSW a/c) 10.93; C. Proctor (SA) 10.96; B. Anderson (VIC) 10.96; S. Long (QLD) 10.99; T. Rundle (TAS) 11.04; R. Robinson (QLD a/c) 11.11 (WIND: +2.2)

200 METRES: R. Henderson (NSW) 21.52; J. Enright (NZ) 21.55; D. Blandford (NSW a/c) 21.80; C. Proctor (SA) 21.83; M. Caruso (VIC) 21.98; S. Long (QLD) 22.23; R. Paranee (WA) 22.49; T. Annable (NSW a/c) 22.90; (WIND: +1.7)

400 METRES: M. Cutry (NZ) 48.81; M. Caruso (VIC) 48.85; G. Ryan (WA) 49.06; S. Taylor (NSW) 49.21; R. Lucas (SA) 49.49; J. O'Loughlin (TAS) 52.43.

800 METRES: R. Stewardson (VIC) 1.54.72; A. Hercus (NZ) 1.55.79; P. Hartgers (NSW) 1.56.90; P. Wood (TAS) 1.57.97; D. Chaffey (QLD) 2.01.03; G. Ticehurst (WA) 2.01.49;

1500 METRES: M. Trushell (ACT) 3.54.74; M. Norwood (VIC) 3.57.50;
N. Sharman (VIC a/c) 3.57.65; P. Wood (TAS) 4.04.39; A. Westaway (QLD)
M. McCallum (SA) 4.04.76; B. Campbell (WA) 4.10.33; M. Roberts (NSW) 4.17.50;
A. McGreevy (NT) 4.31.97.

3000 METRES: M. Norwood (VIC) 8.29.18; N. Sharman (VIC a/c) 8.35.43;
G. Cameron (NZ) 8.48.59; M. Roberts (NSW) 9.13.15; C. Kern (QLD) 9.19.14;
S. Carlson (WA) 9.30.08; A. McGreevy (NT) 9.59.24.

110 METRES HURDLES: P. Beames (VIC) 14.50; T. Annable (NSW) 14.68;
B. Are (NZ) 14.96; P. Barley (VIC a/c) 15.15; J. Bailey (QLD) 15.16;
M. Nicol (WA) 15.56. (WIND: +1.5)

400 METRESHURDLES: G. Tudor (TAS a/c) 54.87; S. Hauser (VIC a/c) 55.70
D. Ormond (SA) 55.91; R. Whan (VIC) 56.14; A. Lawrence (NSW) 57.28;
R. Bradley (NSW a/c) 57.84; R. Johnston (TAS) 58.19; R. Parenzee 58.21.

2000 METRES STEEPLECHASE: B. Hewott (SA) 5.58.5; G. Cameron (NZ) 6.03.8;
D. Christensen (VIC) 6.08.2; B. Kentwell (NSW) 6.16.3; R. Kay (TAS) 6.17.3
C. Kern (QLD) 6.30.6; S. Carlson (WA) 6.39.6.

3000 METRES WALK: A. Muir (NSW) 12.30.9; S. Richardson (VIC) 13.26.6;
M. Day (NZ) 13.26.1; B. Cullen (NSW) a/c 14.09.8; N. Lamb (NSW a/c)
14.14.8; M. Woolcock (QLD) 14.41.1; R. McFadden (SA) 14.42.7; D. Keast (NT)
15.59.4; M. De Clifford (ACT): G. Joyce (VIC a/c) Disqualified.

4 x 100 METRES RELAY: New South Wales 42.46; New Zealand 42.64; Queensland
42.93; South Australia 43.25; Tasmania 43.29; Victoria 43.31 Western
Australia 44.64.

4 x 400 METRES RELAY: Queensland 3.20.84; New South Wales 3.22.73;
New Zealand 3.22.82; South Australia 3.23.87; Victoria 3.24.13;
Tasmania 3.33.8.

DISCUS THROW: B. Apostolidis (NSW) 54.56; G. Adamson (VIC a/c); A. Bray
(QLD) 49.64; G. Chapman (NZ) 49.00; E. Grace (NZ) 48.38; A. Pagano (VIC
a/c) 45.46; D. Straface (WA) 44.20; S. Foster (TAS) 44.14; D. Reid (QLD a/c)
39.58; G. Zigliani (NZ) 38.96; N. Anderson (SA) 38.52; A. Versteeg (QLD a/c).

HAMMER THROW: S. Hall (VIC) 55.92; D. Koslowski (SA) 54.42; G. Zigliani
(NZ) 54.15; D. Reid (QLD) 51.42; E. Grace (NZ) 48.02; M. Hornman (NSW)
42.78; R. Cox (SA a/c) 41.60.

HIGH JUMP: A. Waddeil (QLD a/c) 2.11; D. Anderson (WA) 2.08; R. Te Puni
(NZ) 2.08; G. Bartlett (VIC) 2.08; M. Lane (QLD) 2.05; R. Baker (NSW)
2.00; A. Baker (TAS) 2.00; A. Steele (QLD a/c) 2.00; D. See (ACT) 1.90;
B. Keimann (QLD a/c) 1.90; A. Guidera (SA) 1.85

JAVELIN THROW: B. Jeynes (WA) 60.72; G. Markovitch (NSW a/c) 60.70;
J. Highland (WA a/c) 60.58; S. Foster (TAS) 54.72; P. Mitchell (NZ) 54.56;
J. Oliver (VIC a/c) 53.84; P. Martin (SA): R. Wheeler (QLD); D. Dixon
(SA a/c) 51.68; C. Selway (VIC) 51.46; M. Oaten (NSW) 48.02.

LONG JUMP: L. De Baisi (VIC) 7.01 (WIND: +.09); P. Shiff (NZ) 6.85
(WIND: +1.3); A. Lane (NSW) 6.66 (+1.7); C. Smythe (VIC a/c)
6.56 (WIND: +1.9); P. Harley (QLD) 6.52 (WIND: +1.0); P. Sherwood
(TAS) 6.44 (WIND: +2.8); D. Gurrumuruy (NT) 6.23 (WIND: +1.8);
S. Prgaer (SA) (WIND: +1.3).

POLE VAULT: J. Mattinson (SA) 4.10; J. Simons (SA a/c) 4.10;
A. Hyatt (VIC) 3.90; D. Woods (NSW) 3.75; G. Clack (WA) 3.75;
M. Spring (ACT) 3.60; P. Ey (SA a/c) 3.45; V. Wallin (Q) 2.85

SHOT PUT: A. Pagano (VIC) 15.84; S. Gyngell (NSW) 14.81; E. Grace
(NZ) 14.49; A. Versteeg (Q) 14.24; S. Frazey (WA) 13.95;
G. Zigliani (NZ) 13.70; D. Reid (Q a/c) 13.56; D. Koslowski (SA)
13.28; S. Foster (TAS) 11.39.

Fitness and Endurance Tonic from U.S.S.R.



Used by Soviet Athletes and Cosmonauts

Available at health food stores

Enquires: (02) 516 5422

TRIPLE JUMP: P. Beames (VIC) 15.61 (WIND: +2.6); R. Syme (SA) 14.25 (WIND: +2.6); P. Shiff (NZ) 13.82 (WIND: +3.3); C. Hoskins (NSW a/c) 13.78 (WIND: +2.2); S. Johnston (NSW) 13.78 (WIND: +0.5); P. Sherwood (TAS) 13.77 (WIND: +3.2); P. Harley (QLD) 13.46 (+2.7); N. Hodgson (VIC a/c) 13.27 (WIND: +1.8); D. Gurrumuruy (NT) 11.63 (WIND: +3.4).

DECATHLON: A. Hough (NSW) 6538 pts (11.58; 6.79m; 10.41m; 2.03m; 51.09; 17.10; 30.92m; 2.67m; 67.38m; 4.37.6); G. Chapman (NZ) 5799 (11.95; 6.20m; 11.51m; 1.78m; 52.82; 18.58; 38.78m; 2.57m; 45.84m; 4.47.8); M. Mannix (NSW a/c) 5729 (11.66; 6.55m; 10.39m; 1.78m; 51.57; 17.46; 27.10m; 2.47m; 46.10m; 4.44.7); R. Johnston (TAS) 5421 (11.90; 5.88m; 8.63m; 1.81m; 52.57; 16.81; 22.60m; 2.77m; 44.12m; 4.43.4); S. Hall (VIC) 5371 (12.02; 5.82m; 12.73m; 1.55m; 54.66; 18.13; 37.34m; 2.67m; 43.56m; 5.10.6); S. Hecke (QLD) 5051 (12.37; 5.77m; 10.93m; 1.84m; 57.48; 19.35; 35.70m; 2.47m; 40.34m; 5.23.5).

BOYS UNDER 17

100 METRES: D. Clark (NSW) 10.89; R. Stone (VIC a/c) 11.03; A. Giannone (VIC) 11.09; F. Concilia (VIC a/c) 11.18; B. Kennedy (QLD) 11.19; P. English (QLD a/c) 11.29; P. Zahra (VIC a/c) 11.33; V. Male (TAS) 11.41.

200 METRES: D. Clark (NSW) 21.88; R. Stone (VIC a/c) 21.95; I. MacPherson (QLD a/c) 22.02; A. Giannone (VIC a/c) 22.24; F. Concilia (VIC) 22.30; G. Kyle (ACT) 22.30; C. Rosenberg (VIC a/c) 22.67; C. Carley (NSW a/c) 22.92.

400 METRES: I. MacPherson (QLD) 48.93; D. Clark (NSW) 49.16; M. Favier (QLD a/c) 49.82; R. Stone (VIC) 49.88; C. Carley (NSW a/c) 50.68; M. Rashed (SA) 51.68; D. Rhodes (WA) 51.94; K. Wankal (NT) 53.03.

800 METRES: M. Favier (QLD) 1.52.83; T. Adams (NSW) 1.54.22; A. White (NSW a/c) 1.54.23; A. Barnes (TAS) 1.55.22; T. Purcell (VIC) 1.55.22; I. Ralph (QLD a/c) 1.57.25; J. Muir (ACT) 1.58.69.

1500 METRES: A. Barnes (TAS) 4.02.28; P. Baker (NZ) 5.03.71; S. Quilty (VIC a/c) 4.04.40; J. Salmon (NSW) 4.05.30; A. Westaway (QLD) 4.05.99; P. Hayes (VIC a/c) 4.06.47; S. Haslem (SA) 4.09.28; B. Camp (VIC) 4.10.18; T. Pugh (QLD a/c) 4.10.33; C. French (TAS a/c) 4.15.25.

3000 METRES: P. Baker (NZ) 8.40.19; R. Caskie (NSW) 8.41.84; C. Thompson (QLD) 8.48.20; S. Pike (VIC a/c) 9.06.47; B. Camp (VIC) 9.17.68; N. McIntosh (TAS a/c) 9.22.50; S. Haslem (SA) 9.22.9; M. McDonnell (ACT) 9.23.00; P. Hays (VIC a/c) 9.31.13.

110 METRES HURDLES: S. Saunders (SA) 14.31; M. Runge (QLD) 14.58; R. Butler (VIC) 14.61; A. Woolley (NSW) 15.15; A. Davies (NSW a/c) 15.15; L. Gunning (QLD a/c) 15.20; R. Bradley (NSW a/c) 15.26; N. Martin (QLD a/c) 15.31; D. Rhodes (WA) 05.37.

DISCUS THROW: N. James (NSW a/c) 47.46; D. Sullivan (NSW) 47.40; S. Ellard (VIC) 44.94; D. Strafface (WA) 43.76; S. Lynes (QLD a/c) 43.56; J. Light (QLD) 42.98; W. Randall (VIC a/c) 42.46; N. Hart (VIC a/c) 42.02; G. Dart (SA) 41.30.

HAMMER THROW: G. Iliopoulos (VIC) 60.54; S. Ellard (VIC a/c) 49.08; M. Hornman (NSW) 44.72; N. Berry (SA) 42.26; J. Turnbull (WA).

HIGH JUMP: D. Anderson (WA) 2.15; J. Lang (VIC) 2.08; I. Rudledge (QLD) 2.05; N. Smith (NSW a/c) 2.00; J. Parker (NSW) 1.95; P. Jones (NSW a/c) 1.95; A. Baker (TAS) 1.95; J. Spellacy (QLD a/c) 1.95; D. McCormack (SA) 1.85; D. Bone (VIC a/c) 1.85; M. Rosevear (QLD a/c) 1.85; H. Pavlidis (NSW a/c) 1.85; R. Wood (VIC a/c) 1.85; W. Randall (VIC a/c) 1.85; L. Liddle (NSW a/c) 1.85.

JAVELIN THROW: J. Highland (WA) 59.92; D. Shearer (QLD) 59.82; W. Randall (VIC) 58.64; B. Heuer (ACT) 54.20; M. Eiserman (NSW) 53.42; A. Geddes (NSW a/c) 52.80; D. Birks (SA) 51.78; M. Denholm 50.52; G. Chisholm (SA a/c) 50.02; J. Neale (NSW a/c) 49.48; G. Dart (SA a/c) 49.48; S. Liggins (NSW a/c) 49.14; D. Dixon (SA a/c) 48.92; A. Smith (TAS) 48.68; G. Mitchell (NSW a/c) 35.56.

LONG JUMP: M. Morgan (VIC a/c) 7.17 (WIND: +1.8); I. Reed (VIC a/c) 6.99 (WIND: +4.0); R. Wood (VIC a/c) 6.75 (WIND: +3.0); T. Eaton (VIC) 6.50 (WIND: +3.4); S. Saunders (SA) 6.45 (WIND: +1.9); M. Skerritt (VIC a/c) 6.39 (WIND: +1.4); A. Davies (NSW) 6.28 (WIND: +3.9); G. Webster (QLD a/c) 6.17 (WIND: +2.1); B. Kennedy 5.85 (WIND: +2.4); S. St. Baker (QLD a/c) 5.47 (WIND: +1.8)

POLE VAULT: J. Mattinson (SA) 4.10; M. Priestley (VIC a/c) 4.00; J. Simons (SA a/c) 3.85; J. Adamopoulos (VIC) 3.45; S. Ambrose (SA a/c) 3.45; G. Flockhart (QLD) 3.45; P. Ey (SA a/c) 3.30; R. Levin (VIC a/c) 3.30; B. Dean (NSW) 3.15.

SHOT PUT: S. Liggins (NSW a/c) 16.71; S. Lynes (QLD) 16.29; J. Neale (NSW a/c) 16.10; A. Davies (NSW a/c) 15.92; T. Waters (NSW) 15.78; N. Hart (VIC) 15.60; A. Stevenson (QLD a/c) 14.63; J. Turnbull (WA) 14.50.

TRIPLE JUMP: M. Skerritt (VIC a/c) 14.38 (WIND: +3.8); S. Saunders (SA) 14.13 (WIND: +1.3); T. Eaton (VIC a/c) 14.05 (WIND: +4.8); G. Anderson (SA a/c) 13.83 (WIND: +2.5); S. Farran (WA) 13.73 (WIND: +0.1); M. Ryan (VIC) 13.50 (WIND: +1.8); M. Lidly (QLD) 13.37 (WIND: +2.0); R. Knight (SA a/c) 13.33 (WIND: +3.1); N. Smith (NSW) 13.00 (WIND: +1.5).

BOYS UNDER 15

100 METRES: J. Minns (VIC) 11.53; T. Barbour (SA) 11.57; S. Carline (NSW a/c) 11.61; D. Ward (NSW) 11.74; S. Deardon-Hose (QLD) 11.87; M. Eiffler (WA) 11.93.

200 METRES: J. Minns (VIC) 22.83; T. Barbour (SA) 22.92; M. Dunn (QLD a/c) 23.04; R. Fry (VIC a/c) 23.27; S. Deardon-Hose (QLD) 23.33; J. Weaver (NSW) 23.53; M. Eiffler (WA) 23.79.

400 METRES: R. Fry (VIC) 51.09; J. Watters (VIC a/c) 52.61; C. Draheim (QLD) 53.08; I. Barnard (ACT) 53.29; V. Izaguire (NSW) 53.53; T. Wieberdink (SA) 54.32; D. Starr (WA) 57.10.

800 METRES: J. Agosta (VIC a/c) 2.01.11; J. Watters (VIC a/c) 2.01.44; D. Anderson (VIC) 2.01.49; S. Knight (QLD) 2.02.97; A. Cook (WA) 2.03.53; A. Ives (ACT) 2.04.03; G. Griffiths (SA) 2.06.24; R. Summerhill (NSW) 2.08.23.

1500 METRES: J. Agosta (VIC) 4.09.91; G. Griffiths (SA) 4.11.02; T. Ford (QLD) 4.12.79; S. Scott (NSW) 4.26.5; S. Spiers (WA) 4.26.9;

100 METRES HURDLES: G. Carter (NSW) 14.10; G. Dayman (SA) 14.21; S. Ralphsmith (VIC a/c) 14.37; G. Jackson (QLD) 14.44; J. Greenhalgh (QLD a/c) 14.54; D. Hewitt (WA) 15.75.

DISCUS: S. Carline (NSW) 60.00; G. La Rose (VIC a/c); M. Solonsch (VIC a/c) 49.04; A. Cummings (WA) 48.80; P. Sargent (VIC) 48.52; D. McDougal (NT) 47.54; G. Young (QLD) 45.42; A. Butler (NSW a/c) 44.72; M. Branson (SA) 37.36.

HIGH JUMP: D. Hobbs (SA a/c) 1.91; M. Longmuir (VIC a/c) 1.91; P. Barbour (SA) 1.85; P. Cameron (QLD) 1.85; P. Agnew (NSW) 1.80; G. Foster (WA) 1.80; J. Greenhalgh (QLD a/c) 1.75; P. Beaty (VIC) 1.75;

JAVELIN: D. Marx (VIC) 61.38 (R); S. Carline (NSW) 57.92; M. Correa (NSW a/c) 55.80; A. Cummings (WA) 55.60; D. Marsh (SA) 54.52; M. Branson (SA a/c) 48.24; J. Adamopoulos (VIC a/c) 46.18; R. Page (QLD) 46.16;

LONG JUMP: N. Van Der Jagt (NSW) 6.54; S. Ralphsmith (VIC) 6.22; A. Blight (VIC) 6.11; M. Grevsmuhl (QLD) 6.09; M. Gobbie (SA) 6.00; G. Foster (WA) 5.99; J. Young (QLD) 5.82

SHOT PUT: J. Minns (VIC) 17.85; S. Carline (NSW) 16.64;
 M. Solonsch (VIC a/c) 16.44; A. Butler (NSW a/c) 14.79; I. Brown (QLD)
 14.73; G. La Rose (VIC a/c) 14.62; C. Jansen (NSW a/c) 14.28;
 A. Cummings (WA) 14.10.

TRIPLE JUMP: S. Ralphsmith (VIC) 13.41 (WIND: +2.0); P. Lucas (SA)
 13.27 (WIND: +3.0); E. Van Der Jagt (NSW) 12.90 (WIND: +1.6)
 G. Wright (NSW a/c) 12.83 (WIND: +1.0); A. Blight (VIC a/c) 12.67
 (WIND: +1.2); A. Carbajal (NSW a/c) 12.59 (WIND: +0.1); G. Foster
 (WA) 12.50 (WIND: +2.6); M. Schurs (QLD) 12.27 (WIND: +3.0)

ALL AUSTRALIAN SCHOOLS ATHLETICS TEAM

BOYS:

100 Metres:	David Blandford	(N)
200 Metres:	Robert Henderson	(N)
400 Metres:	Max Caruso	(V)
800 Metres:	Matthew Favier	(Q)
1500 Metres:	Michael Trushell	(A)
3000 Metres:	Malcolm Norwood	(V)
110m Hurdles:	Peter Beames	(V)
400m Hurdles:	Graham Tudor	(T)
2000m Steeplechase:	Brendan Hewott	(S)
3000m Walk:	Alan Muir	(N)
High Jump:	David Anderson	(W)
Long Jump:	Michael Morgan	(V)
Triple Jump:	Peter Beames	(V)
Pole Vault:	John Mattinson	(S)
Shot Put:	Angelo Pagano	(V)
Discus:	Bill Apostolidis	(N)
Javelin:	Brett Keynes	(W)
Hammer:	Stephen Hall	(V)
Decathlon:	Anthony Hough	(N)

GIRLS:

100 Metres:	Michelle Moroney	(N)
200 Metres:	Suzanne Alton	(N)
400 Metres:	Glenda Hall	(N)
800 Metres:	Jodie Nykvist	(Q)
1500 Metres:	Jodie Nykvist	(Q)
3000 Metres:	Karen Fischer	(Q)
100m Hurdles:	Jane Fleming	(V)
400m Hurdles:	Cathie Wilson	(V)
1500m Walk:	Lisa Harrison	(N)
Long Jump:	Jayne Beasley	(W)
High Jump:	Robyn Sluyters	(A)
Shot Put:	Ines Livich	(W)
Discus:	Ines Livich	(W)
Javelin:	Sally Wijesundera	(K)
Heptathlon:	Amanda Thomas	(N)

Mars

Mars are proud to sponsor
 the Mars Five Star Athletic
 Awards.

The Mars Five Star Awards
 encourage young
 Australians to participate
 and enjoy all forms of sport.

Spare your feet
 the troubles of training.



The New Balance 420 is designed
 to maximize the training experience by
 minimizing the likelihood of pain or
 injury. With features like an Extended
 Saddle, EVA wedge and midsole
 and Lunars Pillow insert, it is both
 remarkably comfortable and
 remarkably protective. Running can
 do great things for you physically.
 The 420 is designed to keep it that way.
 Available for both men and women in a
 variety of sizes and widths.

new balance 420

Only available from specialist
 sporting footwear retailers
 Australian distributors
 R. WALLACE MITCHELL Pty Ltd. Melb.

SHELL / CHARLES HANSEN NATIONAL SUB JUNIOR MATCH 1982.

Conducted at Perth, Western Australia, on 16th and 17th January, 1982.

100 METRES: F. Martin (WA) 11.1; D. Clarke (N) 11.4; R. Knight (SA) 11.7;
P. English (Q) 11.7; V. Males (T) 11.7; F. Concilia (V) 11.8.

200 METRES: F. Martin (WA) 21.9; D. Clark (N) 22.4; G. Kyle (ACT) 22.6;
F. Concilia (V) 22.7; P. Wallace (SA) 23.3; V. Males (T) 23.6.

400 METRES: D. Clarke (N) 49.2; M. Favier (Q) 50.8; M. Rasheed (SA) 50.9;
A. Bond (ACT) 51.1; D. Wright (WA) 51.3; T. Milionis (V) 51.9.

800 METRES: M. Favier (Q) 1.55.5; T. Adam (N) 1.55.8; T. Purchell (V)
1.56.8; A. Barnes (T) 1.57.9; S. Haslem (SA) 2.00.7; J. Muir (ACT) 2.03.5.

1500 METRES: A. Barnes (TAS) 4.09.2; A. Westway (QLD) 4.10.6.
R. Caskle (NSW) 4.11.8; J. Muir (ACT) 4.14.0; J. Baalsta (WA) 4.16.4.

3000 METRES: R. Caskle (N) 8.49.2; C. Wheatley (V) 8.51.9; C. Thompson (Q)
8.54.0; P. Griffiths (WA) 9.07.1; N. McIntosh (T) 9.07.3; S. Suiers (WA)
9.27.0

110 M. HURDLES: S. Saunders (SA) 14.9; D. Rhodes (WA) 15.0; C. Gunning (Q)
15.7; A. Faccioni (ACT) 15.7; H. Halley (N) 16.2; S. Oliver (T) 16.9

400 M. HURDLES: D. Wright (WA) 55.7; G. Garnet (N) 58.4; N. Martin (Q)
61.7; A. Williams (V) 63.4; N. Berry (SA) 69.4.



Peter Gandy misses first place by .01 sec. in the Open 100 at the Nationals.

2000 M STEEPLECHASE: J. Thomas (N) 6.12.9; R. Porter (SA) 6.14.3;
D. Christensen (V) 6.19.9; R. Carter (Q) 6.21.0; P. McLone (T) 6.21.1;
S. Hedland (WA) 6.28.0.

1500 M. WALK: P. Hilton (V) 6.27.1; N. Lamb (N) 6.40.4; R. Crockett (WA)
6.49.6; R. Fadden (SA) 6.57.1; M. Jennings (T) 7.51.4.

4 x 100 M. RELAY: Western Australia 43.1; New South Wales 43.4;
Victoria 43.7; South Australia 43.8; Queensland 44.1; A.C.T. 44.5;
Tasmania 44.7.

HIGH JUMP: D. Anderson (WA) 2.08; I. Rutledge (Q) 2.00; A. Baker (T) 2.00;
N. Smith (N) 1.96; A. Munsberg (SA) 1.96; J. Lang (V) 1.92.

POLE VAULT: J. Simons (SA) 4.15; J. Mattinson (SA) 4.00; M. Priestly (V)
3.80; J. Turnbull (WA) 3.20.

LONG JUMP: M. Morgan (V) 7.13; I. Reed (V) 7.03; R. Knight (SA) 6.62;
D. Anderson (WA) 6.58; A. Baker (T) 6.48; S. Saunders (SA) 6.47.

TRIPLE JUMP: M. Skerritt (V) 14.45; S. Saunders (SA) 14.32; S. Farran
(WA) 13.94; H. Halley (N) 13.47; R. Knight (SA) 13.12; R. Fallon
(ACT) 12.72

SHOT PUT: J. Turnbull (WA) 16.76; N. Hart (V) 16.33; M. Keen (WA) 14.87;
J. Neale (N) 14.72; W. Randall (V) 14.09; I. Bell (SA) 13.16.

DISCUS THROW: R. Biffa (V) 49.44; D. Straface (WA) 48.20; J. Neale (N) 46.88
46.88; W. Randall (V) 46.16; W. Keen (WA) 45.26; G. Dart (SA) 43.78.

HAMMER THROW: G. Iliopoulos (V) 56.54; N. Berry (SA) 48.20; M. Horneman
(N) 44.62; J. Turnbull (WA) 44.62; I. Bell (SA) 40.26; T. Podreka (T) 29.64.

JAVELIN THROW: M. Keen (WA) 64.76; J. Highland (WA) 64.62; L. Randall
(V) 57.88; D. Shearer (Q) 57.08; M. Denholm (SA) 53.16; D. Dixon (SA)
52.06.

4 x 400 M. RELAY: New South Wales 3.22.1; Victoria 3.26.2; Queensland
3.26.4; A.C.T. 3.28.7; South Australia 3.29.1; Western Australia
3.29.3; Tasmania 3.34.5.

POINTS SCORE SHELL/CHARLES HANSEN CUP & JOHN HANNAN SHIELD:

Western Australia 108; New South Wales 104; Victoria 100; South Australia
83; Queensland 71; Tasmania 51; Aust. Cap. Territory 39.

WOMEN'S NATIONAL SUB JUNIOR MATCH - CANBERRA 16, 17 JANUARY, 1982

100 METRES: C. Byles (SA) 11.7; B. Mullen (VIC) 11.9; D. Pinder (QLD) 12.0
S. Alton (NSW) 12.0; N. Boegman (NSW) 12.2; R. Farrelly (TAS) 12.2;
R. Adams (WA) 12.2; J. Walker (ACT) 12.9.

200 METRES: C. Byles (SA) 23.9; S. Alton (NSW) 24.2; D. Pinder (QLD) 24.9
R. Farrelly (TAS) 25.2; J. Philpott (TAS) 25.2; J. Walker (ACT) 25.2;
S. Ellis (QLD) 25.4; R. Adams (WA) 25.4.

400 METRES: S. Ellis (WLD) 56.6; C. Wilson (VIC) 57.6; S. Hartgers (NSW)
K. Camp (SA) 58.5; C. Cole (WA) 58.6; L. Wood (RAS) 58.7; K. Ariens (NSW)
59.4; L. O'Connell (VIC) 59.7.

800 METRES: J. Nykvist (QLD) 2.09.7; L. O'Connell (VIC) 2.12.2;
K. Camp (SA) 2.13.7; E. Blyth (VIC) 2.13.7; P. Garnett (WA) 2.18.2;
S. Hartgers (NSW) 2.20.1; A. Ryan (ACT) 2.21.2; F. Bain (QLD) 2.31.7.

1500 METRES: J. Nykvist (QLD) 2.26.7; S. Dalton (NSW) 4.28.7;
T. Adams (NSW) 4.37.6; C. Jones (QLD) 4.43.8; J. Pollard (VIC) 4.47.0;
E. Blyth (VIC) 4.51.5; P. Garnett (WA) 4.51.8; J. Dart (SA) 4.58.5.

3000 METRES: K. Fischer (QLD) 9.50.7; J. Pollard (VIC) 10.03.8;
K. Duncanson (NSW) 10.08.7; C. Jones (QLD) 10.11.0; T. Adams (NSW)
10.15.8; J. Jones (SA) 10.46.2; L. Moresco (WA) 10.51.7; J. Bradshaw (TAS)
10.56.0.

90m HURDLES (2' 9"): N. Boegman (NSW) 13.4; E. Dare (WA) 13.6; A. Munro
(VIC) 13.7; J. Worsfold (WA) 13.8; S. Jaklofsky (QLD) 14.5;
S. Mitchell (SA) 14.7; K. Mason (QLD) 14.7; J. Becker (TAS) 16.3;

400 METRES (2' 6"): C. Wilson (VIC) 61.9; A. Schaefer (NSW) 64.4;
C. Cole (WA) 65.0; P. Franke (QLD) 66.4; S. Watkins (WA) 67.5;
K. Ariens (NSW) 69.4; S. Jaklofsky (QLD) 70.5;

1500m WALK: L. Harrison (NSW) 6.58.1; P. Langley (NSW) 7.00.9
S. Millar (VIC) 7.06.3; P. Urquhart (QLD) 7.07.4; S. Walsh (WA) 7.27.2;
J. Lewry (SA) 7.33.4; R. Talbot (SA) 7.55.5.

4 x 100 METRES RELAY: New South Wales 48.1; South Australia 48.7;
Western Australia 48.8; Victoria 50.2; Queensland 50.4; Australian
Capital Territory 50.8; Tasmania 50.8.

SHOT PUT (4kg): L. Dorling (VIC) 12.33; G. Larsen (SA) 11.43; J. Meier
(NSW) 11.10; J. Irwin (WA) 11.03; S. Clarke (NSW) 10.92; C. Mitchell
(SA) 10.86; H. Rogers (QLD) 10.62; J. Larking (QLD) 10.57.

DISCUS (1 kg): C. Mills (SA) 41.16; S. Flynn (SA) 37.10;
S. Clarke (NSW) 37.00; L. Sharpe (NSW) 36.18; J. Irwin (WA) 35.20;
S. Ashe (VIC) 34.26; K. White (QLD) 33.84; J. Larking (QLD) 32.80.

JAVELIN (600g): L. Kennedy (NSW) 41.54; S. Clarke (NSW) 39.34;
S. Coombe (QLD) 37.94; M. Mayne (SA) 32.82; C. Mills (SA) 31.94;
M. Hoare (TAS) 28.88; K. Oosterwyk (ACT) 28.44; J. Worsfold (WA) 27.28.

LONG JUMP: N. Boegman (NSW) 5.72; B. Mullen (VIC) 5.61; J. Worsfold
(WA) 5.46; S. Alton (NSW) 5.41; E. Dare (WA) 5.22; S. Canalia (SA) 5.15;
S. Mitchell (SA) 5.05; L. Cover (ACT) 4.74.

HIGH JUMP: A. Thomas (QLD) 1.761; L. Rutter (NSW) 1.70; J. Hunt (VIC) 1.70;
L. Joyce (QLD) 1.65; S. Botak (TAS) 1.60; E. Dare (WA) 1.60; S. Canalia
(SA) 1.60.

HEPTATHLON (90m Hurdles/90% tables, 4kg SP): K. Coombe (QLD) 5117;
D. Muscat (ACT) 4592; M. Taylor (QA) 3905; R. Highfield (NSW) 3797;
S. Manley (WA) 3491.

POINTS SCORE - LOUISE MILLS SHIELD

New South Wales 150, Queensland 110, Victoria 94, South Australia 85
Western Australia 24, Australian Capital Territory 17.



1. 2.

1. *Petra Rivers (Vic.) Australian Javelin Champion.*

2. *Glynis Nunn (S.A.) Australian Heptathlon Champion and record holder.*

3. *Debbie Flintoff (Vic.) 400 Hurdle Champion of Australia.*

4. *Heather Barralet (Qld.) Australia 800 metre Champion.*

3.



4.

IAAF World Athletics Championships

HELSINKI 7-14 AUGUST 1983

MB Travel, Official Travel Agents to the AAU, are sole Australian agents for tickets and accommodation for the 1983 World Athletics.

Prices range from \$2326.00 for flexible economy airfares, tickets (6 morning and 7 afternoon sessions) and accommodation for 8 nights, room only, based on present costs and currency rates. Reservations and deposits must be forwarded to Helsinki at once. For further details contact MB Travel immediately.

Olympic Games Los Angeles 28 JULY - 12 AUGUST 1984

A few vacancies remain for our tour to the Los Angeles Olympics. Included are flexible airfares, accommodation, tickets to Track & Field plus Opening & Closing ceremonies.
EARLY CONTACT WITH MB TRAVEL ESSENTIAL.

*As a company specialising in sporting tours,
it pays for you to contact us!*

mb travel

MUSKENS BOURKE TRAVEL PTY. LTD.



233 Collins Street, Melbourne, 3000
Telephone: 63 4441 (4 lines) Telex: 34 191 Cables: Embertravel

Conducted at Q.E.I.I Stadium, Mt. Gravatt, on 18th, 19th, 20th and 21st
March, 1982.

SENIOR MEN

100 METRES: P. Narracott (QLD) 10.45; P. Gandy (NSW) 10.46;
B. Frayne (SA); 10.61; C. O'Sullivan (WA) 10.68; R. James (VIC) 10.70
G. Henley Smith (NZ) 10.73; S. Downey (NZ) 10.75; M. Benoit (VIC) 10.83.
P. Donovan (QLD) 10.90.

200 METRES: P. Gandy (NSW) 21.26; B. Frayne (SA) 21.43;
T. Van Veenendaal, (VIC) 21.77; C. O'Sullivan (WA) 21.87; M. Benoit
(VIC A/c) 21.90; G. Henley Smith (NZ) 21.94; S. Downey (NZ) 22.17
F. Eeter (NSW) 22.39; B. Hancock (QLD) 22.66.

400 METRES: G. Minihan (VIC) 46.91; G. McAuliffe (NSW) 47.50;
P. Van Miltenberg (VIC) 47.51; R. Hawthorne (NSW) 47.77;
D. Mercer (WA) 47.86; T. McDonald (NSW) 47.90; P. Kaine (N/AC) 48.26;
G. Parker (WA) 48.74; T. Vanveenendaal (VIC) 48.78.

800 METRES: P. Bourke (VIC) 1.44.78; P. Scammell (VIC) 1.46.78;
C. Rogers (NZ) 1.47.57; G. Goulding (QLD) 1.47.80; P. Gilbert
(NSW) 1.49.54; P. Hawes (QLD) 1.49.89; D. Currie (NSW) 1.50.45
M. Halmy (ACT) 1.51.52; M. Huntington (WA) 1.54.72.

1500 METRES: M. Hillardt (QLD) 3.42.49; G. Crouch (VIC A/c) 3.43.98
S. Foley (VIC) 3.44.00; P. Grinstead (VIC A/c) 3.44.66; P. Jenner
(SA) 3.45.21; D. Sullivan (WA) 3.51.24; D. Brennan (NSW) 3.52.56;
M. Huntington (WA) 3.56.50; K. Hall (VIC A/c) 3.57.07; R. Haswell
(NZ) 4.01.39; D. Just (NSW) 4.11.45; P. Scammell (VIC) D.N.F.

5000 METRES: S. Austin (VIC) 13.39.59; G. Barrett (QLD) 13.42.06;
L. Whitey (NSW) 13.54.73; K. Hall (VIC) 14.01.57; J. Murphy (ACT)
14.12.44; A. Lloyd (NSW) 14.42.06; R. Lyons (QLD) 14.44.57.

10,000 METRES: G. Barrett (QLD) 28.26.76; A. Lloyd (NSW) 28.57.68;
R. Lyons (QLD) 30.13.08; N. DeCastella (VIC) 30.33.75; L. Burgoyne (VIC)
30.45.48; J. Murphy (ACT) 31.42.18; C. Whitman (NSW A/c) 31.50.39;
B. Miller (QLD) 31.51.58; J. Coole D.N.F.

3000 METRES STEEPLECHASE: Gary Zeuner (SA) 8.41.98; P. Larkins (VIC)
8.49.23; G. Briggs (QLD) 8.50.9; P. Hutton (NSW) 8.55.27;
C. Cook (ACT) 9.03.50; S. Both (VIC) 9.07.57; R. Blackman (NSW)
9.10.54; A. Garnham (VIC A/c) 9.16.40; P. Kaufman (TAS) 9.21.11
T. Fisher (QLD) 9.25.02; G. Logan (VIC A/c) D.N.F.

3000 METRES WALK: D. Smith (VIC) 12.00.00; A. Jackno (VIC A/c) 12.09.95;
M. Woods (NSW) 12.10.94; M. Harvey (VIC) 12.40.38; C. Stone (NSW A/c) 12.46.29
B. Cook (ACT) 12.49.30; M. Wall (VIC A/c) 13.30.28; D. Cruise
(VIC A/c) 13.34.33; T. Erickson (VIC) A. Muir (NSW) J. Smith (NSW) Disq.

110 METRES HURDLES: M. Binnington (VIC) 14.14; M. Wilson (VIC) 14.23
T. Soper (NZ) 14.25; W. Parr (NSW) 14.30; D. Wright (QLD) 14.40;
M. Carroll (NSW A/c) 14.96; C. Nunn (SA) 15.10; M. Kent (QLD) 16.91;
G. Brown (QLD A/c) 25.99.

400 METRES HURDLES: G. Brown (QLD) 49.89; J. Roche (VIC) 51.24;
S. Endean (NSW) 51.53; D. Horrobin (VIC) 51.69; S. Miller 52.30
M. Edwards (WA) 52.92; G. Doran (VIC A/c) 53.80; L. Rosser (SA)
54.03; M. Dorrity (NSW A/c) 57.80.

4 x 400 METRES RELAY: New South Wales 3.07.60; Victoria 3.07.89;
Queensland 3.09.42; South Australia 3.09.99; Western Australia 3.16.38.

4 x 100 METRES RELAY: Victoria 40.67; New Zealand 40.77;
Western Australia 40.79; Queensland 40.80; South Australia 41.05
New South Wales D.N.F.

HIGH JUMP: L. Sayers (NSW) 2.13; J. Atkinson (QLD) 2.10;
M. Barrett (SA) 2.05; D. Morrow (NSW) 2.00; A. Waddell (QLD) 2.00
J. Yaxley (QLD) 2.00; C. Ehlers (WA) 1.95; J. Parker (NSW A/c) 1.95;
B. Anderson (WA) 1.95; J. Lang (VIC) 1.95;

LONG JUMP: G. Honey (VIC) 7.99; S. Knott (TAS) 7.61; R. McKinnon
(WA) 7.43; P. Cleary (VIC) 7.36; P. Hadfield (NSW) 7.06; P. Kropp (QLD)
7.05; S. Carthy (SA) 6.83; C. Jackson (NSW) 6.69; J. Swan (SA) 4.33;

TRIPLE JUMP: K. Lorraway (ACT) 17.32; J. Campbell (VIC) 16.18;
P. Cleary (VIC) 15.09; G. Murrell (SA) 14.90; D. Zorin (QLD) 14.75;
P. Kropp (QLD) 14.69; S. Honnell (NSW) 14.40; M. McGrath (NSW A/c)
13.98; P. Butler (NSW) 13.91.

POLE VAULT: R. Boyd (VIC) 5.00; R. Huddle (VIC) 4.80; B. Randall
(VIC) 4.65; P. Chisholm (VIC A/c) 4.65; K. Simons (SA) 4.50;
G. Wainwright (SA) 4.50; N. Honey (VIC A/c) 4.50; A. Stewart (VIC) 4.30;
M. Stewart (VIC A/c) 4.30; J. Mattinson (SA A/c) 4.30; B. Jackson (WA)
4.10; B. Arnold (QLD) 4.10.

JAVELIN THROW: G. Calvert (VIC) 79.42; B. Dengate (NSW) 71.02;
C. Carbis (VIC) 70.64; R. McCafferty (TAS) 69.56; M. Stevens (QLD)
59.42; C. Morris (VIC) 55.04; A. Dashwood (QLD) 54.14.

SHOT PUT M. Barber (VIC) 17.93; R. Rigby (VIC) 17.81; P. Brown (WA)
16.35; B. Meywes (NSW) 15.68; P. Nandaji (VIC A/c) 15.53;
M. Kemp (SA) 15.37; P. Taylor (NSW) 15.11; G. Sedgwick (QLD) 14.60;
P. McGrath (NSW) 14.57; J. McNamara (QLD) 13.96;
I. Murray (TAS) 13.70.

DISCUS THROW: V. Slavnic (VIC) 56.88; R. Priman (QLD) 51.14;
R. Brown (WA) 49.38; M. Kemp (SA) 47.66; B. Apostolidis (NSW) 47.62
K. Soutar (NSW) 47.58; P. Nandaji (VIC) 47.46; P. McGrath
(NSW A/c) 45.26.

HAMMER THROW: H. Lotz (VIC) 67.50; G. Puopolo (VIC) 64.66; P. Spivey 61.70
D. Huxley (TAS) 57.98; W. Jacenko (NSW) 56.90; J. Rofe (SA) 54.34;
A. Heyes (NSW) 49.42; G. Braden (VIC A/c) 46.00; Z. Grzes (QLD) 45.02;
J. Devine (WA) 43.42.

DECATHLON: P. Hadfield (NSW) 7432; P. Dyer (NSW) 7291;
C. Nunn (SA) 6889; P. Sugden (VIC) 6826; P. Fossey (VIC) 6781;
B. Jackson (NSW) 6724; V. Svarcs (VIC) 6096; P. Urban (VIC A/c)
6555; K. Goff (WA) 6222; P. Marshall (WA) 5764; M. Spivey
(VIC) 5958; P. Fogarty (QLD) 5496

JUNIOR MEN

100 METRES: R. Henderson (NSW) 10.95; P. Bennett (SA) 11.02;
J. Enwright (NZ) 11.05; R. Wainwright (WA) 11.05; D. Clark (NSW) 11.08
I. Blanchonette (VIC) 11.17; D. Blandford (NSW) 11.18; G. Radley (QLD) 11.22;
P. Smith (SA) 11.35.

200 METRES: P. Dunne (VIC) 21.52; R. Henderson (NSW) 21.52;
J. Enright (NZ) 21.54; D. Clark (NSW) 21.58; M. Rosenberg (NSW) 21.62;
P. Bennett (SA) 21.81; C. Proctor (SA) 22.23; R. Wainwright (WA) 22.50.

400 METRES: L. Mayes (SA) 47.24; P. Dunne (VIC) 47.54;
M. Rosenberg (NSW) 47.86; D. Preece (TAS) 48.34; G. McLaughlan
(NSW) 48.50; A. Ozolins (NSW) 48.85; K. Gordon (QLD) 49.18;
S. Fitzgerald (ACT) 49.35; G. Wilson (TAS) 49.35.

800 METRES: A. Reardon (NSW) 1.50.29; T. Lee (WA) 1.50.44
M. Bartels (VIC) 1.51.81; P. McCormack (WA A/c) 1.53.22;
R. Brown (VIC) 1.53.69; K. Miller (ACT) 1.53.71; S. Fitzgerald (ACT)
1.53.96; G. Moon (QLD) 1.54.02; T. Zarella (SA) 1.57.13.

1500 METRES: M. Arens (SA) 3.43.71; A. Reardon (NSW) 3.47.96;
M. Trushell (ACT) 3.48.18; C. James (SA) 3.49.05; D. Boltz (NSW)
3.53.17; A. Hoyle (VIC) 3.53.24; D. Campbell (QLD) 3.54.86;
K. Miller (ACT) 3.55.68; T. McDonald (QLD) 3.58.01; B. Phillips
(WA) 4.03.91; B. Crew (QLD) 4.09.67.

5000 METRES: D. Boltz (NSW) 14.16.85; Q. Morley (NSW) 14.21.82;
S. Moneghetti (VIC) 14.28.16; M. Boucher (VIC) 14.41.53;
M. Norwood (VIC) 14.43.39; D. Campbell (QLD) 15.02.34; M. Halls
(NSW) 15.14.90; P. Brett (SA) 15.17.95; J. Meagher (VIC) 15.26.23.

3000 METRES WALK: M. Woods (NSW) 12.17.70; M. Harvey (VIC) 12.32.50;
A. Muir (NSW) 12.47.35; A. Jackno (VIC) 13.03.31; M. DeClifford
(ACT) 13.21.45; J. Hart (NSW) 13.26.57; D. Cruise (VIC) 13.34.36;
R. Everson (SA) 13.53.68; M. Dosseter (VIC A/c) 14.00.94; D. Brazel
(SA) 14.33.42; P. Woodhouse (NSW A/c) Disqualified.

110 METRES HURDLES: M. Carroll (NSW) 15.14; P. Anderson (VIC) 15.23;
N. Coghlan (VIC) 15.33; P. Ehlers (WA) 15.42; T. Annable (NSW) 15.92;
I. Blanchonette (VIC A/c) 16.06; M. Runge (QLD) 16.14;
R. Bowman (QLD) 16.46; R. Wahbichler (SA) 16.61;

400 METRES HURDLES: G. McLaughlan (NSW) 52.36; K. Gordon (QLD)
52.80; P. Anderson (VIC) 52.95; B. White (NSW) 54.18;
R. Parenzee (WA) 54.30; D. Joyce (NSW) 55.14; R. Habel (TAS)
55.23; I. Blanchonette (VIC) 55.42.

2000 METRES STEEPLECHASE: B. Hewitt (SA) 5.48.98; M. Boucher (VIC)
5.50.83; B. GREIG (VIC A/c) 5.57.17; S. Smith (QLD) 5.58.93;
P. Sullivan (NSW) 5.59.07; A. Wilkinson (VIC) 6.02.38;
P. Brett (SA) 6.05.46; D. Sharpe (NSW) 6.24.04; D. Gillespie (QLD)
6.26.21; J. Walsh (VIC) 6.36.77;

4 x 100 METRES: New South Wales 41.27; South Australia 41.82;
Victoria 42.05; Queensland 44.08.


4 x 400 METRES: New South Wales 3.13.95; South Australia 3.17.14;
Victoria 3.19.20; Queensland Disq.

HIGH JUMP: D. Anderson (WA) 2.16; J. Parker (NSW) 2.14; J. Atkinson
(QLD) 2.12; A. Waddell (QLD) 2.06; M. Thebridge (NSW A/c) 2.00
A. Baker (TAS) 2.00; P. Ehlers (WA) 2.00; G. Bartlett (VIC) 2.00
J. Lang (VIC) 2.00; M. Lane (QLD A/c) 2.00; S. Seery (NSW) 1.95;
I. Rudledge (QLD) 1.90; J. Spellacy (QLD A/c) 1.90.

AVON RUNNING

The beauty of women in motion

Avon has long realized that beauty and fitness go hand in hand. One good reason why the world's largest beauty company is proud to encourage the sport of women's running.



AVON



WITH NIKE THERE IS NO FINISH LINE

LONG JUMP: S. Cartay (SA) 7.31; A. Newton (WA) 7.24; M. Morgan (VIC A/c) 7.17; L. De Biasi (VIC) 7.01; P. Beames (VIC A/c) 6.99; B. Kennedy (QLD) 6.75; P. Crapper (VIC A/c) 6.67; I. Rutledge (QLD); 6.55; G. Anderson (NSW) 6.19.

TRIPLE JUMP: P. Beames (VIC) 15.63; A. Newton (QA) 14.95; M. Skerritt (VIC) 14.51; M. Neates (WA) 14.19.

POLE VAULT: N. Honey (VIC) 4.60; M. Stewart (VIC) 4.45; J. Simons (SA) 3.90; P. Dickens (SA) 3.90; J. Mattinson (SA) 3.70; S. Mantoofeh (NSW A/c) 3.55.

JAVELIN THROW: P. Thornton (SA) 72.58; G. Markovic (NSW) 66.78; R. McCafferty (TAS) 65.96; W. Martell (QLD) 63.74; A. Seagrim (SA) 61.72; A. Hough (NSW) 60.54; P. Dohnt (SA) 60.14; D. Barber (TAS) 59.50; J. Oliver (VIC) 52.30; B. Owen (VIC) 47.90.

SHOT PUT: S. Ludington (NSW) 17.71; G. Edwards (NSW) 17.28; S. Gynceell (NSW) 15.97; A. Seagrim (SA) 15.55.

DISCUS: B. Apostolidis (NSW) 56.42; A. Bray (QLD) 55.46; M. Henderson (QLD) 51.64; D. Sullivan (NSW) 51.26; W. Randall (VIC) 47.98; A. Seagrim (SA) 47.20; S. Foster (TAS) 46.00;

HAMMER THROW: T. Murrell (SA) 57.82; D. Kozlowski (SA) 57.38; S. Hall (VIC) 56.42; J. Devine (WA) 55.28; G. Edwards (NSW) 52.65; B. Monk (QLS) 51.24.

DECATHLON: A. Seagrim (SA) 6442; S. Bews (VIC) 6193; Martell (Q) 6047; A. Hough (NSW) 6040; S. Shirley (QLD) 5927; S. Hall (VIC) 5294;

* * * * *

SENIOR WOMEN

100 METRES: H. Davey (QLD) 11.71; S. Ruxton (SA) 11.81; J. Flaherty (VIC) 11.83; L. McKinnon (VIC) 11.83; L. Lynch (SA) 11.85; S. Clark (NSW A/c) 11.95; D. Holden (NSW) 11.96; G. Farr (VIC A/c) 12.04;

200 METRES: S. Ruxton (SA) 24.16; L. McKinnon (VIC A/c) 24.33; H. Davey (QLD) 24.45; K. Druitt (WA) 24.55; L. Evans (QLD) 24.60; G. Farr (VIC) 24.65; D. Holden (NSW) 24.67; J. Flaherty (VIC) 24.74; S. Clark (NSW A/c) 25.02.

400 METRES: R. Boyle (VIC) 51.89; L. Evans (QLD) 53.64; S. Oakley (TAS) 53.81; M. Baumgartner (VIC) 54.00; J. White (WA) 54.22; G. Millar (TAS) 54.82; W. Oliver (SA) 55.70; C. Green (NSW) 56.11.

800 METRES: H. Barralet (QLD) 2.03.58; T. Cater (VIC) 2.03.63; M. Baumgartner (VIC) 2.04.02; J. Schwass (NSW) 2.06.44; D. Stevens (QLD) 2.06.57; K. Hawkins (NZ) 2.06.37; C. Kasehagen (SA) 2.08.92.

1500 METRES: S. Dalton (AAANSW) 4.20.80; J. Nykvist (QLD) 4.20.83; D. Lonergan (WA) 4.22.24; E. Mallinder (VIC A/c) 4.24.80; A. Queich (NSW) 4.26.14; J. Rennie (WA) 4.28.69; D. Stevens (QLD) 4.30.74; H. Pynor (NSW) 4.32.74; C. Schuallow (AAAA) 4.56.75.

3000 METRES: M. Sloane (VIC) 9.20.99; R. Mallinder (VIC A/c) 9.21.88;
A. Quelch (NSW) 9.34.19; J. Hams (SA) 9.42.29; M. Moyle (SA) 9.44.51;
J. Rennie (WA) 9.48.29; J. Green (QLD) 9.48.76; K. Duncanson (NSW)
9.51.84; D. Lonergan (WA) 9.48.29; C. Jelleff (VIC A/c) 9.57.10;
J. Daly (SA A/c) 10.25.39.

5000 METRES WALK: S. Pierson (VIC) 23.14.62; S. Cook (VIC) 23.56.43;
A. Ryan (NSW) 25.14.04; R. Thompson (AANSW A/c) 25.31.13;
A. Miller (VIC A/c) 26.35.79; T. Clarke (NSW) 26.43.88;
J. Johnson (ACT) 26.50.18; P. Urquhart (QLD) 28.02.28;
L. Castle (SA) 28.22.45; K. Iselin (QLD) 30.24.96; S. Narbey (WA)
L. Young (VIC A/c) L. Harrison AAANSW A/c) F. Toohey (VIC A/c); Disq.

4 x 100 METRES RELAY: Victoria 45.27; South Australia 45.51;
New South Wales 46.50; Queensland 46.62; Tasmania 47.48.

4 x 400 METRES RELAY: Victoria 3.40.58; Tasmania 3.41.30;
New South Wales 3.45.35; South Australia 3.46.15; Queensland
3.58.60.

100 METRES HURDLES: G. Nunn (SA) 13.31; R. Strong (VIC) 13.67;
J. Low (QLD) 13.86; L. Garling (NSW) 13.95; J. Beasley (WA)
14.05; E. Hindle (WA) 14.37; J. Stewart (NSW) 14.45;
J. Millar (TAS) 14.49; C. Boswell (SA) 15.13.

400 METRES HURDLES: D. Flintoff (VIC) 56.43; L. Foreman (WA) 57.02;
D. Cooper (VIC) 58.56; M. D'Shaughnessy (VIC) 58.87;
J. Robson (NZ) 58.95; S. Atterton (NSW) 59.29; M. Hardstaff (TAS) 60.00;
B. Stockton (NSW) 60.33.

HIGH JUMP: K. Gibbs (NSW) 1.88; V. Browne (WA) 1.86; C. Stanton
(WA) 1.84; S. Moran (SA) 1.78; T. Hinde (QLD) 1.78; J. Millar
(TAS) 1.78; D. Bopf (QLD) 1.78; J. Talbot (VIC) 1.75;
H. Merriman (NSW) 1.75; K. Harders (QLD A/c) 1.70;

LONG JUMP: L. Garden (NSW) 6.80 (+4m wind); G. Nunn (SA) 6.30;
C. Stanton (WA) 6.03; J. Beasley (WA) 6.02; A. Divito (SA) 5.90;
C. Booth (NSW) 5.77; J. Hynes (QLD) 5.73; K. Harders (QLD) 5.49;
R. Strong (VIC) 3.89.

JAVELIN THROW: P. Rivers (VIC A/c) 69.28; P. Matthews (VIC) 56.06;
S. Wijesundera (WA) 45.60; M. Phillipot (NSW) 45.00; C. Wilkinson
(SA) 44.98; J. Bishop (NZ) 44.84; L. Dennis (NSW A/c) 43.42;
M. Thomas (NSW) 42.34.

DISCUS THROW: A. Rovis Hermann (WA) 48.76; C. Schultz (VIC) 44.48;
A. Etienne (VIC A/c) 44.28; S. Person (SA) 44.16;
P. Donnelly (VIC) 43.36; I. Livich (WA) 42.84; J. Bishop (NZ)
42.60; B. Francis (VIC) 41.98; C. Mills (SA) 41.20;
H. Ehmann (NSW) 39.10; L. Dennis (NSW A/c) 38.90; J. Sunderland
(NSW) 38.18; U. Lund (QLD) 38.16; S. Bishop (NZ) 37.94;
S. Achurch (QLD) 32.22.

SHOT PUT: B. Francis (VIC) 15.33; J. Bishop (NZ) 15.13;
P. Donnelly (VIC) 14.32; C. Schultz (VIC) 14.28; J. Carlisle (NSW) 13.68;
V. Jackson (VIC A/c) 12.70; A. Etienne (VIC A/c) 12.69; M. Hamley
(WA) 11.94; S. Bishop (NZ) 10.97; U. Lund (QLD) 10.63; K. Mitchell
(QLD) 10.50; J. Gordon (TAS) 10.41.

HEPTATHLON: G. Nunn (SA) 5843; J. Millar (TAS) 5555;
K. Harders (QLD) 5402; L. Richards (NSWAAA) 4968;
G. Anderson (VIC) 4920; K. Laycock (QLD) 4377.

JUNIOR WOMEN

100 METRES: M. Moroney (NSW) 11.98; C. Byles (SA) 12.1;
G. Simpson (TAS) 12.22; R. Farrelly (TAS) 12.41; B. Mullen (VIC)
12.43; C. Crystal (VIC) 12.45; L. Richters (QLD) 12.45; S. Alton (NSW)
12.52; L. Brett (VIC) 12.68.

200 METRES: M. Maroney (NSW) 23.73; A. Caples (NSW) 24.15;
C. Byles (SA) 24.17; C. Crystal (VIC) 24.46; G. Simpson (TAS)
24.47; N. Beogman (NSW) A/c 24.56; L. Brett (VIC) 24.75; S. Alton
(NSW) 24.77; R. Farrelly (TAS) 24.78.

400 METRES: C. Byles (SA) 54.65; S. Speers (TAS) 55.39;
G. Hall (NSW) 55.47; C. Stoneham (VIC) 55.71; L. O'Connell
(VIC) 56.88; C. Wilson (VIC) 57.25; M. Babbage (NSW) 57.56.

800 METRES: M. Lyons (QLD) 2.11.05; B. Buck (WA) 2.11.54
S. Speers (TAS) 2.11.65; A. Schaffer (NSW) 2.11.70; S. Colin (ACT)
2.12.27; T. Adams (NSW) 2.12.56; L. O'Connell (VIC) 2.12.92;
K. Camp (SA) 2.13.79; J. Bilich (WA) 2.16.33.

1500 METRES: J. Nykvist (QLD) 4.23.72; M. Lyons (QLD) 4.25.45
T. Adams (NSW) 4.27.48; K. Wood (NSW) 4.28.69; J. Bilich (WA)
4.35.52; J. Ganzevoort (NSW) 4.35.85; W. Walton (VIC) 4.36.53;
D. Gould (SA) 4.36.70; A. Leaney (VIC) 4.38.72;
K. Saunders (NSW) 4.38.79; B. Buck (WA) 4.47.02.

3000 METRES: J. Ganzevoort (NSW) 9.50.58; K. Fischer (Qld) 9.55.16
D. Gould (SA) 9.57.07; K. Duncanson (NSW) 10.04.43; K. Wood (NSW) 10.07.51;
J. Pollard (VIC) 10.09.33; W. Walton (VIC) 10.09.47; H. Ryan (QLD)
10.11.88; K. Roberts (Qld) 10.21.24; M. Lomas (ACT) 10.38.49;
S. Narbey (WA) 11.01.33

3000 METRES WALK: F. Toohey (VIC) 14.30.97; L. Harrison (AANSW A/c);
14.49.75; T. Clarke (NSW) 14.54.85; B. Thompson (NSW) 15.07.18;
R. Smith (VIC A/c) 15.13; P. Urquhart (QLD) 15.19.84; S. Miller
(VIC) 16.05.24; M. McNea (QLD) 16.10.37; J. Lewis (SA) 16.47.06;
L. Hemmerling (AANSW A/c) 16.56.44; S. Narbey (WA), L. Nicholson (VIC)
were disqualified.

100 METRES HURDLES: J. Fleming (VIC) 13.88; J. Breen (NSW) 14.51;
A. Stevenson (NSW) 14.66; B. Pittman (QLD) 15.36; C. Dennis (TAS)
15.47; J.A. McCullough (QLD) 15.62; M. Allenby (QLD) 15.80;
J. Beasley (WA) D.N.F.

400 METRES HURDLES: A. Schaefer (NSW) 62.54; C. Wilson (VIC) 62.58;
J. Diner (SA) 65.17; P. Franke (QLD) 65.99; C. Cowden (WA) 66.56;
S. Lawton (NSW) 71.16.

4 x 100 METRES RELAY: Victoria 46.86; New South Wales 47.24;
Queensland 48.65.

4 x 400 METRES RELAY: New South Wales 3.42.47; Victoria 3.43.68;
Queensland 3.49.80; Tasmania 3.51.39.

HIGH JUMP: S. Barber (SA) 1.76; J. Talbot (VIC) 1.75;
T. Hinde (QLD) 1.76; C. Sharpe (NSW) 1.73; L. Rutter (NSW) 1.73;
D. Boyce (SA) 1.70; R. Sluyters (ACT) 1.70; T. Thomas (QLD) 1.70;
J. Gracey (QLD) 1.70; J. Hunt (VIC) 1.65; A. Thomas (NSW A/c) 1.65;

LONG JUMP: J. Beasley (WA) 6.13; N. Beogman (NSW) 6.05;
B. Mullen (VIC) 5.95; W. Coombe (QLD) 5.80;
K. Hale (SA) 5.66; S. Priestley (QLD) 5.64; S. Derby (WA) 5.62;
J. McCullough (QLD) 5.58; M. Talbot (SA) 5.37; J. Spradley (NSW) 5.35.

JAVELIN: L. Kennedy (NSW) 48.60; S. Wijesundera (WA) 47.46;
J. Boyce (SA) 44.12; M. Cilento (SA) 42.84; P. Mountfield (NSW) 42.58
J. Bates (QLD) 42.06; C. Harvey (QLD A/c) 40.58; N. Symon (SA) 37.82;
S. Coombe (QLD A/c) 35.98; J. Clark (VIC) 33.10; M. Shaw (QLD) 31.66;
J. Cox (QLD) 31.36;

SHOT PUT: L. Darling (VIC) 12.15; I. Livich (WA) 11.93;
P. Mountfield (NSW) 11.67; J. Clark (VIC) 11.40;
H. Ehmann (NSW) 11.36; J. Knezevic (QLD) 11.01; C. Mills (SA) 10.69;
H. Rogers (QLD) 10.22.

DISCUS THROW: I. Livich (WA) 44.80; P. Mountfield (NSW) 44.76;
J. Sunderland (NSW A/c) 43.46; C. Mills (SA) 41.78;
J. Clark (VIC) 41.20; H. Ehmann (NSW) 37.50; S. Achurch (QLD) 36.42;
K. Walton (QLD) 34.82.

HEPTATHLON: J. Fleming (VIC) 5253; A. Thomas (NSW) 5105;
K. Coombe (QLD) 5010; M. Robertson (QLD) 4783; J. Oiler (SA) 4750;
C. Dennis (TAS) 4719; P. Mountfield (NSW) 4707; A. Bramwell (VIC A/c)
4660; J. Hunt (VIC) 4542;

SHIELD AWARDS

RICHARD COOMBES SHIELD

DORIS MULCAHY SHIELD

ARTHUR J. HODSDON SHIELD

Victoria
New South Wales
Queensland
South Australia
A.C.T.
=Tasmania
=Western Australia

Victoria
South Australia
Queensland
New South Wales

New South Wales
South Australia
Victoria
A.C.T.
Queensland
Western Australia
Tasmania

C. RONALD AITKEN SHIELD

DORIS MAGEE SHIELD

Queensland
Western Australia
South Australia
New South Wales
Victoria
A.C.T.
Tasmania

New South Wales
Victoria
Queensland
Western Australia
South Australia

**THE NAME OF THE GAME
IS POWER** 

POWER SPORTS FOOTWEAR



**WHEN YOU
KNOW YOUR BUSINESS
IT SHOWS.**

PERFORMANCES OF AUSTRALIAN ATHLETES IN INTERNATIONAL COMPETITION

ZURICH - 19th August.

<u>MEN:</u>			<u>WOMEN:</u>		
100 Metres:	G. Keating	10.81	100 Metres:	H. Edwards	11.70 11.74
400 Metres:	J. Fleming	46.46	200 Metres:	H. Edwards	23.24
	G. Brown	46.55	100m Hurdles:	P. Gillies	13.69
	M. Hillardt	48.07	800 Metres:	H. Barralet	2.02.70
				M. O'Shaughnessy	2.08.18

BERLIN - 21st August.

400 Metres:	G. Minihan	46.5	100 Metres:	H. Edwards	11.89
800 Metres:	M. Hillardt	1.48.3	800 Metres:	T. Cater	2.02.8
3000m S/C:	P. Larkins	8.56.0	100m Hurdles:	P. Gillies	13.54
			400m Hurdles:	L. Foreman	58.42

MENDEN - 21st August.

100 Metres:	P. Van Miltenburg	10.97	100 Metres:	K. Waite	12.11
400 Metres:	M. Willis	48.18		L. Garden	12.42
			400 Metres:	S. Whiteway	54.99
				G. Millar	55.88

KOBLENZ - 26th August.

100 Metres:	G. Keating	10.77	100 Metres:	H. Edwards	11.74
400 Metres:	G. Minihan	46.79	800 Metres:	T. Cater	2.03.41
Long Jump:	G. Honey	7.87	Long Jump:	L. Garden	6.58
Triple Jump:	K. Lorroway	16.66		C. Stanton	6.12
Shot Put:	P. Nettle	17.47	400m Hurdles:	L. Foreman	57.62
			100m Hurdles:	P. Gillies	13.61
				R. Strong	14.15
			Javelin:	S. Howland	61.42

LUXEMBOURG - 30th August.

100 Metres:	P. Van Miltenburg	11.06; 10.96	100 Metres:	L. Garden	12.21
	G. Keating	10.76; 10.80		R. Strong	12.41
	P. Narracott			H. Edwards	11.81
			200 Metres:	H. Edwards	23.79

DORTMUND - 30th August

400 Metres:	J. Fleming	47.08	100 Metres:	P. Gillies	12.22; 12.40
100 Metres:	P. Hadfield	11.15; 11.05	200 Metres:	P. Gillies	24.24.
Long Jump:	P. Hadfield	6.92	100 Metres:	W. Brown	12.00; 12.20
1500 Metres:	P. Hadfield	4.41.32	200 Metres:	W. Brown	24.23
60 Metres:	G. Brown	7.00	400 Metres:	T. Cater	54.50
				G. Millar	54.22
<u>WOMEN:</u> 60 Metres:			200 Metres:	G. Millar	28.84
	H. Edwards	7.32	400 Metres:	M. O'Shaughnessy	54.73
	R. Strong	7.40	200 Metres:	M. O'Shaughnessy	25.04
	K. Waite	7.45	Shot Put:	C. Shultz	14.40
			Discus:	A. Rovis Hermann	47.18
			Shot Put:	A. Rovis Hermann	13.62

ROME - 2nd September

200 Metres:	P. Van Miltenburg	21.10	100m Hurdles:	P. Gillies	13.53
	P. Hadfield	21.63	400 Metres:	G. Millar	54.22
	G. Brown	21.80		S. Whiteway	55.60
400 Metres	G. Minihan	46.50			
	J. Fleming	46.95			

KOLN - 23rd August

400m Hurdles:	G. Brown	50.57	100m Hurdles:	P. Gillies	13.48
1500 Metres:	P. Larkins	3.43.32		R. Strong	14.20
100 Metres:	G. Keating	10.67	100 Metres:	W. Brown	11.78
400 Metres:	G. Minihan	46.38		H. Edwards	11.54
	J. Fleming	46.72		K. Waite	11.88
	P. Van Miltenburg	47.69	400 Metres:	L. Evans	54.20
				L. Foreman	54.57
				M. O'Shaughnessy	55.21
			Long Jump:	L. Garden	6.29
			800 Metres:	H. Barralet	2.04.75

WORLD CUP III

6th	400m Hurdles	G. Brown	50.59	4th	400m Hurdles	L. Foreman	57.51
4th	800 Metres	M. Hillardt	1.47.59	7th	200 Metres	H. Edwards	23.68
7th	100 Metres	G. Keating	10.70	5th	100m Hurdles	P. Gillies	13.59
2nd	Long Jump	G. Honey	8.11	5th	800 Metres	T. Cater	2.00.56
8th	10,000 Metres	S. Austin	28.51.70	7th	100 Metres	H. Edwards	11.58
8th	Shot Put	P. Nettle	17.20	8th	Shot Put	C. Schultz	14.38
8th	4 x 400 R.	G. Keating	40.85	4th	High Jump	C. Stanton	1.86
		S. Downey		7th	4 x 400 R.	L. Evans	3.37.27
		J. Kelly				L. Foreman	
		P. Van Miltenburg				G. Millar	
6th	Triple Jump	K. Lorraway				M. O'Shaughnessy	
5th	200 Metres	P. Van Miltenburg	21.88	7th	400 Metres	L. Evans	53.44
8th	High Jump	D. Hoyle	2.10	8th	Discus	A. Rovis Hermann	45.80
8th	4 x 400 R.	G. Minihan	3.07.11	5th	4 x 100 R	W. Brown	44.99
		J. Fleming				K. Waite	
		P. Van Miltenburg				P. Gillies	
		M. Willis				H. Edwards	
9th	Hammer	G. Puopolo	55.18	6th	Long Jump	L. Garden	6.10
8th	400 Metres	G. Minihan	46.85	4th	Javelin	P. Rivers	61.54
8th	3000m S/C	P. Larkins	8.39.63				

MONTREAL MARATHON - 13th September

6th	L. Whitty	2.14.01	<u>NATIONS CUP</u>	
14th	S. Poulton	2.17.26	1.	Canada
16th	J. Stanley	2.17.55	2.	Colombia
20th	G. Kennedy	2.19.10	3.	AUSTRALIA
30th	B. Morgan	2.21.46		

UNIVERSIADE - BUCHAREST - July

P. Narracott	100 Metres	10.69; 10.70	L. Evans	100 Metres	12.10	12.10
D. Wright	100 Metres	11.25		200 Metres	24.03; 24.27	
	110m Hurdles	14.83		400 Metres	54.41	
S. Foley	1500 Metres	3.45.53; 3.43.83	H. Barralet	800 Metres	2.04.14	
	5000 Metres	14.12.85		400 Metres	55.51	

MANNINGS INTERNATIONAL MARATHON - HAMILTON, NEW ZEALAND - 17th October

3rd	G. Hand	2.15.20	1st	J. Walker	2.52.48
8th	J. Duck	2.19.47			

LUGANO CUP - VALENCIA, SPAIN - 3rd/4th October

MEN - 20km

29th	B. Dyer	92.52.8
41st	K. Knox	97.41.8
49th	M. Harvey	106.17.5

WOMEN - 5km

6th	S. Pierson	23.51.3
7th	S. Cook	24.04.9
20th	A. Ryan	25.16.2

MEN - 50km

33rd	J. Sheard	4hrs. 38.48
38th	H. Summers	4hrs. 43.43

TEAMS:

MEN: 13th (20km & 50km combined) WOMEN: 3rd

OSAKA LADIES MARATHON - January 24th, 1982

15th	N. Drake	2.47.24
17th	B. Byrnes	2.53.16

DECATHLON/HEPTATHLON TEAM MATCH - NEW ZEALAND 20th/21st February

JUNIOR MEN

Anthony Hough	6624 (4 events)
Steven Bewes	6559

SENIOR WOMEN

Glynis Nunn	5674
Katie Harders	5590

JUNIOR WOMEN

Jane Fleming	5446
Amanda Thomas	5070

VANCOUVER MARATHON - 3rd May, 1981

The only result available is that of Brian Morgan who clocked 2.16.30.

Kindly Sponsored By

Iddles Bros. Family Footwear

ALL TYPES OF QUALITY
FOOTWEAR — SCHOOL SHOES,
BOWLING SHOES, SPORTING
SHOES, WORK BOOTS AND
HANDBAGS.

WHATEVER SIZE YOUR FOOT
WE'LL FIT YOU

23 Gillies Street, Rochester
3561 (054) 84 1343
19 High Street, Rushworth
(058) 56 1336

SPONSORED IN THE
INTERESTS OF
AMATEUR SPORT.

Universal GYM EQUIPMENT

247 Johnston St.,
Abbotsford, Vic.
Tel: (03) 417 1211



Ken Lorroway (A.C.T.)
Australian Triple Jump
Champion & Olympic representative.

RECORDS

<u>100 METRES</u>	<u>RECORD</u>	<u>NAME</u>	<u>COUNTRY/ STATE/CLUB</u>	<u>DATE</u>	<u>PLACE</u>
World	9.95	Jim Hines	U.S.A.	14.10.68	Mexico
Commonwealth	9.9 (e)	Donald Quarrie	Jamaica		
	10.0 (h)	Harry W. Jerome	Canada		
Australian Open	9.9 (h)	M. Lattany	U.S.A.	11.1.82	Adelaide
	10.18 (e)	M. Lattany	U.S.A.	11.1.82	Adelaide
Australian National	10.0	P.A. Narracott	Qld	19.3.78	Brisbane
Australian Under 20	10.0	P.A. Narracott	Qld	19.3.78	Brisbane
Australian Under 18	10.4	P.A. Narracott	Qld	2.10.76	Brisbane
<u>200 METRES</u>					
World	19.72	Pietro Mennea	Italy	12.9.79	Mexico
Commonwealth	19.8 (h)	Donald Quarrie	Jamaica		
Australian Open	20.3 (h)	P. Gandy	N.S.W.	11.1.81	Hobart
Australian National	20.3 (h)	P. Gandy	N.S.W.	11.1.81	Hobart
Australian Under 20	20.3 (h)	P. Gandy	N.S.W.	11.1.81	Hobart
Australian Under 18	20.6	P.A. Narracott	Qld	3.10.76	Brisbane
<u>400 METRES</u>					
World	43.86	Lee Evans	U.S.A.	18.10.68	Mexico
Commonwealth	44.84	Richard Mitchell	Aust.	30.7.80	Moscow
Australian Open	45.2	S. Chepkwony	Kenya	4.2.75	Melbourne
Australian National	45.3	Richard Mitchell	Vic	23.3.80	Sydney
Australian Under 20	46.64 (e)	G. Minihan	Vic	18.2.82	Sydney
Australian Under 18	47.1	P. Dunne	Vic	3.12.81	Melbourne
<u>800 METRES</u>					
World	1.41.73	Sebastian Coe	GB & NI	10.6.81	Florence
Commonwealth	1.42.4	Sebastian Coe	England	5.7.79	Oslo
Australian Open	1.44.7 (e)	Peter Bourke	Vic	20.3.82	Brisbane
Australian National	1.44.7 (e)	Peter Bourke	Vic	20.3.82	Brisbane
Australian Under 20	1.45.9	M.H. Hillardt	Qld	15.1.81	Melbourne
Australian Under 18	1.50.8	R.S. Markey	Tas	29.1.72	Melbourne
<u>1000 METRES</u>					
World	2.12.18	Sebastian Coe	GB & NI	11.7.81	Oslo
Commonwealth	2.13.4	Sebastian Coe	England	1.7.80	
Australian Open	2.19.7	J. Kipkurgat	Kenya	8.3.75	Melbourne
Australian National	2.20.8	R.D. Doubell	Vic	12.3.70	Melbourne
Australian Under 20	2.24.0	M.J. Arens	S.A.	20.12.81	Adelaide
<u>1500 METRES</u>					
World	3.31.36	Steve Ovett	GBR	27.8.80	Koblentz
Commonwealth	3.31.36	Steve Ovett	GBR	27.7.80	Koblentz
Australian Open	3.36.9	G.D. Crouch	Vic	4.2.75	Melbourne
Australian National	3.36.9	G.D. Crouch	Vic	4.2.75	Melbourne
Australian Under 20	3.39.7 (e)	M. Hillardt	Qld	23.3.80	Sydney
Australian Under 18	3.48.0	B.J. Crew	Tas	3.2.79	Brisbane


<u>2000 METRES</u>	<u>RECORD</u>	<u>NAME</u>	<u>COUNTRY/ STATE/CLUB</u>	<u>DATE</u>	<u>PLACE</u>
World	4.51.4	John Walker	New Z.	30.6.76	Oslo
Commonwealth	4.51.4	John Walker	New Z.	30.6.76	Oslo
Australian Open	5.01.3	S. Foley	Vic	22.12.79	Adelaide
Australian National	5.01.3	S. Foley	Vic	22.12.79	Adelaide
Australian Under 20	5.15.5	M.J. Arens	S.A.	22.12.79	Adelaide
<u>3000 METRES</u>					
World	7.32.1	H. Rono	Kenya	27.6.78	Oslo
Commonwealth	7.32.1	H. Rono	Kenya	27.6.78	Oslo
Australian Open	7.43.0	H. Rono	Kenya	10.2.80	Brisbane
Australian National	7.48.8	G. Barrett	Qld	29.11.78	Brisbane
Australian Under 20	8.08.4	G. Barrett	Qld	19.2.75	Sydney
Australian Under 18	8.23.2	M.J. Thomson	N.S.W.	15.12.77	Melbourne
<u>5000 METRES</u>					
World	13.06.2	H. Rono	Kenya	13.9.81	Knarvik
Commonwealth	13.08.4	H. Rono	Kenya	8.4.78	Berkeley
Australian Open	13.23.8	W.S. Scott	Vic	23.1.80	Melbourne
Australian National	13.23.8	W.S. Scott	Vic	23.1.80	Melbourne
Australian Under 20	13.58.4	F.R. de Castilla	Vic	4.12.75	Melbourne
<u>10,000 METRES</u>					
World	27.30.5	Samson Kimobwa	Kenya	30.6.77	Helsinki
Commonwealth	27.22.5	Henry Rono	Kenya	11.6.78	Vienna
Australian Open	27.31.68 (e)	Henry Rono	Kena	6.2.80	Melbourne
Australian National	27.46.71 (e)	W.S. Scott	Vic	6.2.80	Melbourne
Australian Under 20	29.11.8	F. De Castilla	Vic	17.12.75	Melbourne
<u>20,000 METRES</u>					
World	57.24.2	Jos Hermans	Nether.	1.5.76	Papendal
Commonwealth	58.39.0	Ronald Hill	GBR		
Australian Open	59.22.8	R.W. Clarke	Vic	27.10.65	Geelong
Australian National	59.22.8	R.W. Clarke	Vic	27.10.65	Geelong
Australian Under 20	1.10.03.8	M.E. Little	Tas	5.10.68	Latrobe
<u>25,000 METRES</u>					
World	1.13.55.8	Toshihiko Seko	Japan	22.3.81	Christchurch
Commonwealth	1.15.22.6	Ronald Hill	GBR		
Australian Open	1.20.31.4	B. Morgan	NSW	24.5.80	Newcastle
Australian National	1.20.31.4	B. Morgan	NSW	24.5.80	Newcastle
Australian Under 20	1.24.12.0	E.A. Keranen	Vic	3.11.74	Melbourne
<u>30,000 METRES</u>					
World	1.29.18.8	Toshihiko Seko	Japan	22.3.81	Christchurch
Commonwealth	1.31.30.4	Jim Alder	GBR	5.9.70	London
Australian Open	1.38.33.5	B. Morgan	NSW	24.5.80	Newcastle
Australian National	1.38.33.5	B. Morgan	NSW	24.5.80	Newcastle
Australian Under 20	1.46.53.0	E.A. Keranen	Vic	3.11.74	Melbourne

Glucodin[®] energy tablets.

We can't promise you'll run a 3 minute mile, but we do promise that Glucodin tablets and powder are an almost 'instant energy' food.

Glucodin contains glucose with vitamin B6.

You can take it in tablets or add it to fruit, cereals and to beverages.



Glaxo


Glucodin energy; whenever you need it.

DBA/GLA400

PHYSICAL EDUCATION

From Macmillan Ramsay

*Leading Suppliers of:
Books in Physical Education
Teaching Aids, Charts, Models
Anthropometric Equipment and
Spenco Health Education Products.*



SYDNEY
620 Harris Street
Ultimo 2007
Phone: 212 5177

MELBOURNE
202 Berkeley Street
Carlton 3053
Phone: 347 4122

BRISBANE
557 Gregory Terrace
Fortitude Valley 4006
Phone: 52 5377

ADELAIDE
103 Rundle Street
Kent Town 5067
Phone: 42 7111

PERTH
594 Hay Street
Jolimont 6014
Phone: 387 6011

Medical Books, Gases, Instruments & Equipment

<u>1 HOUR</u>	<u>RECORD</u>	<u>NAME</u>	<u>COUNTRY/ STATE/CLUB</u>	<u>DATE</u>	<u>PLACE</u>
World	20.944m	Jos Hermens	Nether	1.5.76	Papendal
Commonwealth	20.471m	Ronald Hill	GBR		
Australian Open	20.232.56m	Ronald Clarke	Victoria	27.10.65	Geelong
Australian National	20.232.56m	Ronald Clarke	Victoria	27.10.65	Geelong
Australian Under 20	18.678m	A.L. Bart	Sth Aust	29.8.73	Adelaide
<u>100 YARDS</u>					
Commonwealth	9.1	Harry W. Jerome	Canada		
Australian Open	9.2	R.W. Lay	N.S.W.	10.3.65	Sydney
Australian National	9.2	R.W. Lay	N.S.W.	10.3.65	Sydney
<u>1 MILE</u>					
World	3.47.33	Sebastian Coe	GB & NI	27.8.81	Brussels
Commonwealth	3.49.8	Steve Ovett	England	1.7.80	Oslo
Australian Open	3.55.8	Steve Scott	U.S.A.	14.1.82	Melbourne
Australian National	3.56.6	Mike Hillardt	QLD	8.3.81	Sydney
Australian Under 20	3.59.0	Mike Hillardt	QLD	14.12.80	Adelaide
<u>1500 METRES WALK</u>					
Australian Open	5.19.1	D.G. Smith	Vic	7.2.81	Melbourne
Australian National	5.19.1	D.G. Smith	Vic	7.2.81	Melbourne
Australian Under 20	5.37.5 (h)	A. Jackno	Vic	6.3.82	Melbourne
Australian Under 18	5.59.2	A.D. Muir	N.S.W.	31.1.81	Sydney
<u>3000 METRES WALK</u>					
Australian Open	11.11.5	D.G. Smith	Vic	8.3.81	Sydney
Australian National	11.11.5	D.G. Smith	Vic	8.3.81	Sydney
Australian Under 20	12.00.3	M. Woods	N.S.W.	13.3.82	Sydney
Australian Under 18	12.34.9	A.D. Muir	N.S.W.	20.3.81	Adelaide
<u>5000 METRES WALK</u>					
Australian Open	20.13.9	D.G. Smith	Vic	28.2.82	Melbourne
Australian National	20.13.9	D.G. Smith	Vic	28.2.82	Melbourne
Australian Under 20	21.30.5	A. Jackno	Vic	28.2.82	Melbourne
<u>10,000 METRES WALK</u>					
Commonwealth	41.55.6	Phil Embleton	GBR		
Australian Open	40.47.7	D.G. Smith	Vic	22.8.81	Williamstown
Australian National	40.54.6	D.G. Smith	Vic	22.8.81	Williamstown
Australian Under 20	43.43.4	M. Harvey	Vic	28.2.82	Melbourne
<u>15,000 METRES WALK</u>					
Australian Open	1.03.32.0	D.G. Smith	Vic	27.6.81	Melbourne
Australian National	1.03.32.0	D.G. Smith	Vic	27.6.81	Melbourne
Australian Under 20	1.11.09.9	M. Harvey	Vic	27.6.81	Melbourne
<u>20,000 METRES WALK</u>					
World	1.20.06.8	D. Bautista	Mexico	17.10.79	Montreal
Commonwealth	1.27.05.8	M. Jubin	Canada	17.10.79	Montreal

	<u>RECORD</u>	<u>NAME</u>	<u>COUNTRY/ STATE/CLUB</u>	<u>DATE</u>	<u>PLACE</u>
Australian Open	1.26.07.8	D.G. Smith	Vic	27.6.81	Melbourne
Australian National	1.26.07.8	D.G. Smith	Vic	27.6.81	Melbourne
Australian Under 20	1.36.39.7	M. Harvey	Vic	27.6.81	Melbourne
<u>30,000 METRES WALK</u>					
World	2.08.00	José Marin	Spain	8.4.79	Barcelona
Commonwealth	2.23.09.2	N.F. Freeman	Aus.	26.7.69	Melbourne
Australian Open	2.23.09.2	N.F. Freeman	Vic	26.7.69	Melbourne
Australian National	2.23.09.2	N.F. Freeman	Vic	26.7.69	Melbourne
<u>50,000 METRES WALK</u>					
World	3.41.39	R. Conzalez	Mexico	25.5.79	
Commonwealth	4.06.39	W. Sawall	Aus	14.8.76	Melbourne
Australian Open	4.06.39	W. Sawall	Vic	14.8.76	Melbourne
Australian National	4.06.39	W. Sawall	Vic	14.8.76	Melbourne
<u>1 HOUR WALK</u>					
Australian Open	14,103.65	W. Sawall	Vic	18.7.81	Melbourne
Australian National	14,103.65	W. Sawall	Vic	18.7.81	Melbourne
<u>2 HOUR WALK</u>					
World	28,165m	J. Marin	Spain	8.4.79	Barcelona
Commonwealth	26,118m	E. Allsopp	Aus.	22.9.56	Melbourne
Australian Open	27,123.35	W.A. Sawall	Vic	24.5.80	Melbourne
Australian National	27,123.35	W.A. Sawall	Vic	24.5.80	Melbourne
Australian Under 20	23,127.84	R.W. Haywood	Vic	21.8.65	Melbourne
<u>110 METRES HURDLES</u>					
World	12.93	Renaldo Nehemiah	U.S.A.	19.8.81	Zurich
Commonwealth	13.69	Berwyn Price	Wales	18.8.73	Moscow
	13.69	Fatwell Kimaiyo	Kenya	26.1.74	Christchurch
	13.69	Godwin Obasogie	Nigeria	3.4.76	Austin
Australian Open	13.4	S. Turner	U.S.A.	11.10.81	Sydney
Australian National	13.6	M.C. Binnington	Vic	3.2.76	Melbourne
	13.6	W.C. Parr	N.S.W.	9.10.77	Sydney
Australian Under 20	14.69 (e)	R.M. McKinnon	W.A.	20.3.81	Adelaide
3ft. 6ins.	14.5 (h)	R.M. McKinnon	W.A.	20.3.81	Adelaide
Australian Under 18	13.6	D.E. Wright	Qld	28.2.76	Brisbane
<u>200 METRES HURDLES</u>					
Commonwealth	22.7	J.M. McCann	Aus	5.3.66	Sydney
Australian Open	22.7	J.M. McCann	Aus	5.3.66	Sydney
Australian National	22.7	J.M. McCann	Aus	5.3.66	Sydney
Australian Under 20	23.2	P.L. Balthes	Qld	9.2.63	Brisbane
Australian Under 18	24.9	A. Cashman	N.S.W.	26.1.63	Brisbane
<u>400 METRES HURDLES</u>					
World	47.13	Edwin Moses	U.S.A.	3.7.80	Milan
Commonwealth	47.8	J. Akii-Bua	Uganda		
Australian Open	49.4	G.J. Knoke	N.S.W.	26.3.72	Perth
Australian National	49.4	G.J. Knoke	N.S.W.	26.3.72	Perth
Australian Under 20	51.57 (e)	J. Roche	Vic	23.3.80	Sydney
	51.5 (h)	G. MacLaughlan	N.S.W.	22.3.81	Adelaide

<u>4 x 100 METRES RELAY</u>	<u>RECORD</u>	<u>NAME</u>	<u>DATE</u>	<u>PLACE</u>
World	38.03	U.S.A.	3.9.77	Dusseldorf
Commonwealth	38.39	Jamaica	19.10.68	Mexico
Australian Open	38.35	U.S.A.	5.12.77	Canberra
Australian National	39.8	Vic	18.3.78	Brisbane
Australian Under 20	41.1	Qld	19.3.78	Brisbane
Australian Under 18	42.4	Qld	28.2.71	Sydney

4 x 200 METRES RELAY

World	1.20.26	U.S.A.	27.5.78	Tempe
Commonwealth	1.23.5	Trinidad	9.4.66	
Australian Open	1.23.8	Vic	9.3.75	Melbourne
Australian National	1.23.8	Vic	9.3.75	Melbourne
Australian Under 20	1.27.3	Vic	31.1.72	Melbourne
Australian Under 18	1.30.0	Wendouree	3.12.62	Melbourne

4 x 400 METRES RELAY

World	2.56.16	U.S.A.	20.10.68	Mexico
Commonwealth	2.59.6	Kenya	20.10.68	Mexico
Australian Open	3.04.7	U.S.A.	1.12.56	Melbourne
Australian National	3.05.4 (e)	Vic	22.3.81	Adelaide
	3.05.0 (h)	Vic	22.3.81	Adelaide
Australian Under 20	3.12.54 (e)	N.S.W.	21.3.81	Adelaide
	3.12.4 (h)	N.S.W.	21.3.81	Adelaide
Australian Under 18	3.19.9	N.S.W.	18.0.76	Melbourne

4 x 800 METRES RELAY

World	7.08.1	U.S.S.R.	13.8.78	Podoisk
Commonwealth	7.11.6	Kenya	5.9.70	London
Australian Open	7.20.0	Qld	6.3.82	Brisbane
Australian National	7.20.0	Qld	6.3.82	Brisbane
Australian Under 20	7.39.5 (e)	N.S.W.	29.11.81	Sydney
Australian Under 18				

4 x 1500 METRES RELAY

World	14.38.8	Germany	17.8.77	Cologne
Commonwealth	14.40.4	New Zealand	22.8.73	Oslo
Australian Open	15.26.4	Vic	7.3.76	Melbourne
Australian National	15.26.4	Box Hill	7.3.76	Melbourne

1500 METRES STEEPLECHASE

Australian Under 20	4.17.5	G.D. Young	S.A.	6.2.80	Adelaide
---------------------	--------	------------	------	--------	----------

2000 METRES STEEPLECHASE

Australian Under 20	5.38.6	G. Dunsford	N.S.W.	13.3.77	Hobart
Australian Under 18	5.51.2	T.C. Eisey	Vic	1.2.78	Melbourne

3000 METRES STEEPLECHASE

World	8.05.4	Henry Rono	Kenya	13.5.78	Seattle
Commonwealth	8.05.4	Henry Rono	Kenya	13.5.78	Seattle
Australian Open	8.21.0	K. Rono	Kenya	12.2.80	Adelaide
Australian National	8.27.0	P. Larkins	Victoria	21.3.76	Melbourne

	<u>RECORD</u>	<u>NAME</u>	<u>COUNTRY/ STATE/CLUB</u>	<u>DATE</u>	<u>PLACE</u>
Australian Under 20	8.59.6	M. Boucher	Vic	3.12.81	Melbourne
<u>POLE VAULT</u>					
World	5.81	Vladimir Poliakov	USSR	27.6.81	Tbilissi
Commonwealth	5.59	Brian Hooper	Eng	6.9.80	London
Australian Open	5.50	R. Pudas	Fin	8.2.81	Sydney
Australian National	5.31	D.G. Baird	Vic	12.1.78	Melbourne
Australian Under 20	4.90	R.M. Boyd	Vic	22.3.71	Adelaide
Australian Under 18	4.42	R.M. Boyd	Vic	24.3.68	Sydney
<u>LONG JUMP</u>					
World	8.90	Robert Reamon	U.S.A.	18.10.68	Mexico
Commonwealth	8.23	Lynn Davies	GBR	30.6.68	Berne
Australian Open	8.08	C.J. Commons	Vic	14.1.78	Sydney
Australian National	8.08	C.J. Commons	Vic	14.1.78	Sydney
Australian Under 20	7.60	S. Knott	Tas	17.3.78	Brisbane
Australian Under 18	7.33	F.J. Holpen	Qld	22.12.73	Brisbane
<u>TRIPLE JUMP</u>					
World	17.89	Joa de Oliveria	Brazil	15.10.75	Mexico
Commonwealth	17.16m	Keith Connor	Eng	17.1.80	Melbourne
Australian Open	17.16	Keith Connor	Eng	17.1.80	Melbourne
Australian National	17.09	I. Campbell	Vic	16.1.80	Melbourne
Australian Under 20	16.27	I. Campbell	Vic	17.1.76	Melbourne
Australian Under 18	15.40	F.J. Holden	Qld	13.1.74	Brisbane
<u>HIGH JUMP</u>					
World	2.36m	Gerd Wessig	GDR	1.8.80	Moscow
Commonwealth	2.26	Greg Joy	Can	29.8.76	Regina
Australian Open	2.22	N. Paige	USA	18.1.81	Brisbane
Australian National	2.21	G.P. Windeyer	N.S.W.	3.6.78	Brisbane
Australian Under 20	2.18	D. Hoyle	Vic	21.3.81	Adelaide
Australian Under 18	2.14	D. Hoyle	Vic	15.12.79	Perth
<u>SHOT PUT</u>					
World	22.15	Udo Beyer	GDR	6.7.78	Gothenburg
Commonwealth	21.68	Geoff Capes	GBR	Cwmbran	18.5.80
Australian Open	19.62	C. Anderson	USA	3.12.77	Canberra
Australian National	18.37	M. Barber	Vic	20.12.81	Adelaide
Australian Under 20	18.73	R. Rigby	Vic	17.12.66	Hobart
<u>DISCUS THROW</u>					
World	71.16	Wolfgang Schmidt	GDR	9.8.78	Berlin
Commonwealth	65.40	Borys Chambul	Can		
Australian Open	65.06	W. Martin	N.S.W.	3.1.79	Melbourne
Australian National	65.06	W. Martin	N.S.W.	3.1.79	Melbourne
Australian Under 20	63.56	P. Nandapi	Vic	29.3.80	Melbourne
Australian Under 18	58.98	P.J. Spinoglio	Qld	24.3.79	Perth
<u>JAVELIN</u>					
World	96.72	Ference Paragi	Hungary	23.4.80	Tata
Commonwealth	87.76	Phil Oslen	Can		
Australian Open	86.78	K. Elderbrink	Sweden	14.1.82	Melbourne

	<u>RECORD</u>	<u>NAME</u>	<u>COUNTRY/ STATE/CLUB</u>	<u>DATE</u>	<u>PLACE</u>
Australian National	81.01	N.N. Birks	S.A.	24.2.62	Adelaide
Australian Under 20	76.29	A.E. Mitchell	N.S.W.	24.1.60	Melbourne
Australian Under 18	69.58	D.H.F. Baker	S.A.	14.1.78	Sydney

HAMMER THROW

World	81.80	Yurig Sedykh	USSR	31.7.80	Moscow
Commonwealth	75.90	Peter Farmer	Aus.	14.8.79	Vanves
Australian Open	71.30	Hans Lotz	W.G.	20.2.82	Melbourne
Australian National	67.62	P.J. Farmer	N.S.W.	4.12.77	Canberra
Australian Under 20	67.86	Andrew Hayes	N.S.W.	19.3.81	Adelaide
Australian Under 18	67.72	Andrew Hayes	N.S.W.	14.1.78	Sydney

DECATHLON

World	8649	Guido Kratschmer	FRG	14/15.6.00	Filderstadt.
Commonwealth	8622	Daley Thompson	Eng.	17/18.6.80	Gotzis
Australian Open	7931	P.R. Hadfield	N.S.W.	29/30.12.80	Sydney
Australian National	7931	P.R. Hadfield	N.S.W.	29/30.12.80	Sydney
Australian Under 20	7080	A. Seagrim	S.A.	26/27.1.60	Adelaide

Best Wishes to members of Commonwealth Games Team 1982 — From

PROTESTANT ALLIANCE FRIENDLY SOCIETY

P.A.F.S. House, 373 Lonsdale Street, Melbourne

**FOR GOOD HEALTH — PLAY SPORT!
FOR GOOD HEALTH BENEFITS — JOIN P.A.F.S.**

Also Credit Co-Op. Savings & Loans.— Housing Finance and all types of
Assurance and Insurance at competitive rates.

— **ENQUIRIES WELCOME** —
Telephone 67 8078 for Friendly Service



Sally Pierson (Vic.) & Sue Cook (A.C.T.)
Australia's top 2 Women Walkers.

RECORDS

WOMEN

<u>100 METRES</u>	<u>RECORD</u>	<u>NAME</u>	<u>COUNTRY/ STATE/CLUB</u>	<u>DATE</u>	<u>PLACE</u>
World	10.98	Marlies Gohr	G.D.R.	1.7.77	Dresden
Commonwealth	11.0	Denise Robertson	Aus		
Australian Open	11.0	Denise Robertson	Aus	27.10.73	Sydney
Australian National	11.0	Denise Robertson	Aus	27.10.73	Sydney
Australian Under 18	11.2	J. Lamy	N.S.W.	21.1.67	Sydney
<u>200 METRES</u>					
World	21.71	Marita Koch	G.D.R.	10.6.79	Karl Marx St.
Commonwealth	22.20	Merlene Ottey	Jamaica	30.7.80	Moscow
Australian Open	22.2	D. Boyd	Vic	23.3.80	Sydney
Australian National	22.2	D. Boyd	Vic	23.3.80	Sydney
Australian Under 18	22.8	D. Wells	N.S.W.	28.2.76	Brisbane
<u>400 METRES</u>					
World	48.60	Marita Koch	GDR	4.8.79	Turin
Commonwealth	50.88	Jocelyn Smith	Eng	1.7.80	Oslo
Australian Open	51.2	R. Boyle	Vic	12.3.80	Adelaide
Australian National	51.2	R. Boyle	Vic	12.3.80	Adelaide
Australian Under 18	52.7	M. Baumgartner	Vic	15.1.81	Melbourne
<u>800 METRES</u>					
World	1.53.43	Nadezhda Olizarenko	USSR		Moscow
Commonwealth	1.59.0	Charlene Rendina	Aus.	28.2.76	Melbourne
Australian Open	1.59.0	Charlene Rendina	Vic.	28.2.76	Melbourne
Australian National	1.59.0	Charlene Rendina	Vic.	28.2.76	Melbourne
Australian Under 18	2.05.3	M. Reddish	W.A.	28.2.81	Perth
<u>1500 METRES</u>					
World	3.52.47	Tatyana Kazankina	USSR	13.8.80	Zurich
Commonwealth	4.01.6	Christine Benning	Eng	15.8.79	Zurich
Australian Open	4.07.6	G. Waitz	Norway	11.1.79	Melbourne
Australian National	4.14.0	P. Lazarakis	W.A.	23.2.80	Perth
Australian Under 18	4.19.8	J. Nykvist	Qld	20.2.82	Brisbane
<u>3000 METRES</u>					
World	8.27.12	Lyudmila Bragina	USSR	7.8.76	Maryland
Commonwealth	8.48.7	Paula Fudge	Eng	29.8.78	Prague
Australian Open	9.10.67	G. Waitz	Norway	14.1.82	Melbourne
Australian National	9.18.5	L. Williams	Vic	24.2.79	Melbourne
Australian Under 18	9.28.6	M. Reddish	W.A.	7.3.81	Perth
<u>1 MILE</u>					
World	4.20.89	Ludmilla Veselkova	USSR	13.9.81	Bologna
Commonwealth	4.30.2	Christine Boxer	Eng	8.7.79	Gateshead
Australian Open	4.43.1	S. Muir	N.S.W.	15.12.79	Sydney
Australian National	4.43.1	S. Muir	N.S.W.	15.12.79	Sydney
<u>1500 METRES WALK</u>					
Australian Open	6.19.0	S. Cook	Vic	8.11.80	Melbourne
Australian National	6.19.0	S. Cook	Vic	8.11.80	Melbourne

	<u>RECORD</u>	<u>NAME</u>	<u>COUNTRY/ STATE/CLUB</u>	<u>DATE</u>	<u>PLACE</u>
Australian Under 18	6.32.4	S. Pierson	Vic	8.11.80	Melbourne
<u>3000 METRES WALK</u>					
Australian Open	13.20.6	S. Cook	Vic	10.2.82	Canberra
Australian National	13.20.6	S. Cook	Vic	10.2.82	Canberra
Australian Under 18	13.50.0	S. Pierson	Vic	31.1.81	Melbourne
<u>5000 METRES WALK</u>					
Australian Open	22.53.20	S. Cook	Vic	21.3.81	Adelaide
Australian National	22.53.20	S. Cook	Vic	21.3.81	Adelaide
<u>90 METRES HURDLES</u>					
Australian Under 18	12.8	Jayne Beasley	W.A.	10.1.81	Perth
<u>100 METRES HURDLES</u>					
World	12.36	Grazyna Rabsztyń	Poland	13.6.80	Warsaw
Commonwealth	12.5	Pamela Kilborn	Aus		
Australian Open	13.0	P. Ryan	Vic	26.3.72	Perth
	13.0	P. Gillies	N.S.W.	16.12.79	Brisbane
Australian National	13.0	P. Ryan	Vic	26.3.72	Perth
	13.0	P. Gillies	N.S.W.	16.12.79	Brisbane
Australian Under 18	13.88 (e)	J. Flemming	Vic	20.3.82	Brisbane
	13.7 (h)	J. Beasley	W.A.	27.2.82	Perth
<u>200 METRES HURDLES</u>					
Commonwealth	25.7	Pamela Kilborn	Aus		
<u>400 METRES HURDLES</u>					
World	54.28	Karin Rossley	GDR	18.5.80	Jena
Commonwealth	56.06	Christine Warden	Eng	28.7.79	London
Australian Open	56.43	D. Flintoff	Vic	21.3.82	Brisbane
Australian National	56.43	D. Flintoff	Vic	21.3.82	Brisbane
Australian Under 18	57.86	S. Hamilton	W.A.	23.3.79	Perth
<u>4 x 100 METRES RELAY</u>					
World	41.60	G.D.R.		1.8.80	Moscow
Commonwealth	42.43	Great Britain		1.8.80	Moscow
Australian Open	44.3	Australia		3.12.77	Canberra
Australian National	44.3	Australia		3.12.77	Canberra
Australian Under 18	46.3 (h)	N.S.W.		20.3.76	Melbourne
	45.75 (e)	Vic		24.3.79	Perth
<u>4 x 200 METRES RELAY</u>					
World	1.28.15	G.D.R.		9.8.80	Jena
Commonwealth	1.31.6	GBR		20.8.77	London
<u>4 x 400 METRES RELAY</u>					
World	3.19.23	GDR		31.7.76	Montreal
Commonwealth	3.25.6	Aus		31.7.76	Montreal
Australian Open	3.33.3	Vic		25.3.72	Perth
Australian National	3.33.3	Vic		25.3.72	Perth

	<u>RECORD</u>	<u>NAME</u>		<u>DATE</u>	<u>PLACE</u>
Australian Under 18	3.42.47 (e)	N.S.W.		21.3.82	Brisbane
<u>4 x 800 METRES RELAY</u>					
World	7.52.4	U.S.S.R.		16.8.76	Podolsk
Commonwealth	8.23.8	GBR		2.10.71	Paris
<u>LONG JUMP</u>					
World	7.09m	Vilma Bardauskiene	USSR	29.8.78	Prague
Commonwealth	6.76	Mary Rand	GBR		
Australian Open	6.70	L. Jacenko	N.S.W.	18.3.78	Brisbane
Australian National	6.70	L. Jacenko	N.S.W.	18.3.78	Brisbane
<u>HIGH JUMP</u>					
World	2.01m	S. Simeoni	Italy	31.8.78	Prague
Commonwealth	1.97	Debbie Brill	Can	19.7.80	Berne
Australian Open	1.92	C. Stanton	W.A.	22.3.81	Adelaide
Australian National	1.92	C. Stanton	W.A.	22.3.81	Adelaide
Australian Under 18	1.88	C. Annison	W.A.	9.12.77	Adelaide
<u>SHOT PUT</u>					
World	22.45m	Ilona Slupianek	GDR	10.5.80	Potsdam
Commonwealth	18.17	Gael Mulhall	Aus	15.12.79	Melbourne
Australian Open	18.55	G. Mulhall	Vic	15.1.77	Melbourne
Australian National	18.55	G. Mulhall	Vic	15.1.77	Melbourne
Australian Under 18	14.54	A. Vitols	Vic	15.1.77	Melbourne
<u>DISCUS</u>					
World	71.80	Maria Petkova	Bulgaria	13.7.80	Sofia
Commonwealth	65.96	Margaret Ritchie	Scot.	19.7.80	Gateshead
Australian Open	63.0	Gael Mulhall	Vic	11.1.79	Melbourne
Australian National	63.0	Gael Mulhall	Vic	11.1.79	Melbourne
Australian Under 18	51.48	Gael Mulhall	Vic	5.12.73	Melbourne
<u>JAVELIN</u>					
World	71.88	Antoaneta Todorova	Bulg	15.8.81	Zagreb
Commonwealth	69.70	T. Sanderson	Eng	5.6.80	Stuttgart
Australian Open	63.28	P. Rivers	Vic	20.3.82	Brisbane
Australian National	69.28	P. Rivers	Vic	20.3.82	Brisbane
Australian Under 18	61.76	P. Rivers	Vic	17.10.70	Melbourne
<u>HEPTATHLON</u>					
Australian Open	5843	Glynis Nunn	S.A.	18/19.3.82	Brisbane
Australian National	5843	Glynis Nunn	S.A.	18/19.3.82	Brisbane
Australian Under 20	5555	Jocelyn Millar	Tas	18/19.3.82	Brisbane
Australian Under 18	5253	Jane Fleming	Vic	18/19.3.82	Brisbane



Collect
**MILO COACHING
HINTS**
from back of labels
• **SOCCER**
• **NETBALL**
• **TENNIS**

**It's marvellous what a
difference MILO makes.**

ACTON

table tennis tables

- Official Commonwealth Games Supplier
- Rollaway tables — fold in seconds
- Various models to select from
- Superior Quality
- Established over 20 years

**ACTON
TABLE TENNIS**

298 Canterbury Rd Surrey Hills Vic.

384 Queens Pde Clifton Hill Vic.

TELEPHONE

(03) 836 1663 (03) 489 4422



Sponsored in
the interest of Sport by

**MOE DISTRICT
CREDIT UNION
CO-OP. LTD.**

50 MOORE STREET
MOE, VIC.

Telephone:
(051) 27 1566

AUSTRALIAN RECORDS SUPERSEDED

Since the publication of the 1981 edition of this Almanac, the following performances have been adopted as Australian Records but have since been superseded by better marks.

MEN

Shot Put	O & N	18.37	M. Barber (Vic)	Melb.	3.12.81
Hammer	O	70.68	H. Lotz (W.G.)	Adel.	20.12.81
800 Metres	O & N	1.45.3	P. Bourke (Vic)	Melb.	11.2.82
Javelin	O	86.06	D. Atwood (USA)	Bris.	3.1.82

JUNIOR MEN

400 Metres		46.6	G. Minihan (Vic)	Melb.	3.12.81
400 Metres		46.67	G. Minihan (Vic)	Adel.	21.3.81
3000m Walk		12.10.5	M. Woods (NSW)	Syd.	30.12.81
3000m Walk		12.05.7	M. Woods (NSW)	Syd.	21.2.82
5000m Walk		21.51.6	A. Jackno (Vic)	Melb.	22.8.81
10,000m Walk		44.20.8	A. Jackno (Vic)	Melb.	22.8.81
Hammer		66.56	A. Hayes (NSW)	Syd.	28.10.80
1500m Walk		5.40.40	M. Woods (NSW)	Syd.	6.3.82

WOMEN

400m Hurdles	O & N	56.8{h}	L. Foreman (W.A)	Adel.	22.3.81
--------------	-------	---------	------------------	-------	---------

* * * * *

AUSTRALIAN RECORDS OUTSTANDING

Recognition of the following performances which have been reported since the publication of the 1981 edition of the Almanac are awaiting the submission of either an application by the responsible association or additional information which has been requested.

MEN

10km Walk	47.52.8	D. Smith	(Vic)	27.6.81	Melbourne
15km Walk	62.32.05	D. Smith	(Vic)	27.6.81	Melbourne
20km Walk	86.07.8	D. Smith	(Vic)	27.6.81	Melbourne
1 Hour Walk	14,101.1m	W. Sawall	(Vic)	18.7.81	Melbourne

JUNIOR MEN

1500m Walk	6.02.5	S.J. Richardson	(Vic)	14.11.81	Melbourne
1500m Walk	5.41.7	M. Woods	(NSW)	9.1.82	Sydney
15km Walk	71.09.9	M. Harvey	(Vic)	27.6.81	
20km Walk	96.39.7	M. Harvey	(Vic)	27.6.81	
10km Walk	44.42.6	A. Jackno	(Vic)	18.7.81	

SENIOR WOMEN


3000m	9.18.2	M. Sloane	(Vic)	20.2.82	Melbourne
3000m Walk	13.02.5	S. Pierson	(Vic)	21.2.82	Melbourne

SUB-JUNIOR WOMEN

1600m Relay	4.00.1	Doncaster	(Vic)	28.2.82	Olympic Park.
-------------	--------	-----------	-------	---------	---------------



Sharon Dalton, (M.W.) shows the style that won her the National Open 1500m title whilst still a Sub Junior.



Peter Gandy (N.S.W.) 200 metre Champion of Australia and 2nd in 100 metre.

BEST ON RECORD FOR NON RECORD EVENTS

The times given below are the best by Australian athletes for the Marathon, two Olympic road walks and women's 10km road walk.

Marathon	2.11.08.8	D.J. Clayton (Vic)	25.9.71	Hobart
20km road walk	1.29.12.0	N.F. Freeman (Vic)	6.4.68	Melbourne
50km road walk	3.18.20.4	R.C. Gardiner (Vic)	24.9.66	Melbourne
10km road walk	47.57	S. Cook (Vic)	16.5.81	Sydney

FORWARD TO RANKING LIST

For the 1981/82 ranking lists I have included a junior list for each event (except road events) 12 deep. Junior men were Under 20 for the whole season and junior women were Under 18 for the whole season. As I do not have access to all birth dates there may be a number of athletes who I have included as juniors but may not have been and visa versa.

I have also incorporated both manual and electronic times. Electronic times are those which are fully automatic, i.e. timing mechanism started by the gun and photo finished at the end. Digital stop watches etc. are rounded and accepted as manual times only.

The conversion factors I used when athletes were ranked were — 100,200,100H, 110H (0.24 secs), 400,400H (0.14 secs). Where an athlete has recorded comparable times i.e. 10.4-10.64 I have used the electronic time.

The decathlon/heptathlon have not been adjusted. Where the letter 'a' appears after the points it denotes electronic timing. The different between manual and electronic is approximately 90 points.

The problem of legal/windy performances is never fully settled. Unfortunately many meetings are still conducted without wind gauges or when they are used the readings are not passed onto me. When I get results from any venue I assume the performances are legal unless the supplier of the information has noted that it is windy or supplied wind readings. I realise that some performances may have had excess wind if a gauge had been used, and that some running times in distance races are not quite accurate, but as human errors do occur by accident the athlete should not be penalised for these unless it is obvious the performance is inaccurate or someone else is penalised by it.

Could any errors, omissions, amendments etc. be sent to:—
Paul Jeness, AAU Statistician, C/- AAU

R. McKenzie **FUNERALS**

SOUTH MELBOURNE
199 CLARENDON ST.

CARNEGIE
170 KOORNANG ROAD.

690 2200
ALL HOURS — ALL SUBURBS

KIT-KAT **COFFEE LOUNGE**

AIR CONDITIONED RESTAURANT
TAKE AWAY FOODS

35 Cavenagh Street,
Darwin 81 2591

WILSON **SERVICE PRESS**

PUBLISHERS OF
The Sportsman's Review
65 Mt. Dandenong Rd,
Croydon West
Tel: 723 2331

1981/82 AUSTRALIAN RANKING LIST (1/4/81-31/3/82)

100 YARDS

9.73	Peter Gandy	N S	19/12
9.94	Michael Barnett	N S	19/12

100 METRES

10.34	Peter Gandy	N A	11/1
10.45	Paul Narracott	Q B	21/3
10.46	Peter Gandy	B	21/3
10.48	Paul Narracott	M	20/2
10.52	Peter Gandy	S	14/2
10.54	Paul Narracott	Arnsberg	7/7
10.58	Bruce Frayne	S A	11/1
10.59	Paul Narracott	S	14/2
10.61	Bruce Frayne	B	21/3
10.62	Richard James	V M	20/2
10.67	Gerrard Keating	V M	20/2
10.68	Colin O'Sullivan	W B	21/3
10.71	Michael Benoit	V M	20/2
10.5	Gary Honey	V M	24/10
10.5	Michael Barnett	N S	5/12
10.5	Robert Henderson	N S	5/12
10.5	Tony McDonald	N S	13/1
10.5	Pat Kalne	N S	13/1
10.77	Ian Campbell	V M	20/2
10.82	John Sullivan	N S	14/2
10.6	Peter van Miltenberg	V M	4/4
10.6	Theo van Veenendaal	V M	7/11
10.6	Paul Bennett	S A	6/1
10.6	Kevin Dinale	W M	7/1
10.6	Darren Clark	N S	9/1
10.6	John Dublewicz	N S	9/1
10.6	Greg Parker	W S	13/1
10.6	Steve Humphries	Q B	30/1
10.6	Ian Rogers	V M	13/3
10.86	Jamie Kelly	S Luxem	30/8
10.88	Bruce Smith	V M	20/2
10.87	David Blandford	N S	17/10
10.88	Steve Medhurst	S A	20/2

wind assisted

10.2	John Sullivan	S	30/1
10.3	Fred Etter	N S	30/1
10.3	Greg Parker	P	6/2
10.3	Colin O'Sullivan	P	6/2
10.64	Tony McDonald	S	5/12
10.4	Paul Donovan	Q B	5/12
10.4	Stuart Parr	N S	30/1
10.4	Craig Pettit	W P	6/2

no flashand windy

10.3	Digby Mercer	W P	5/12
10.3	Cliff Carter	W P	5/12

JUNIORS

10.67	Gerrard Keating	V M	20/2
10.5	Robert Henderson	N S	5/12
10.6	Paul Bennett	S A	6/1
10.6	Darren Clark	N S	9/1
10.87	David Blandford	N S	17/10
10.92	Sam Long	Q B	12/12
10.7	Peter Scocco	N S	5/12
10.7	George Andrea	V M	19/12
10.7	John McGill	V Ben	30/1
10.7	Ian Blanchonette	V M	13/2
10.94	Darren Ward	N S	17/10
10.97	Chris Proctor	S B	13/12
10.97	Tim Rundle	T B	13/12

wind assisted

10.72	Darren Clark	S	20/2
10.5	Ross Wainwright	W P	13/3

no flash

10.3	Cliff Carter	W P	5/12
------	--------------	-----	------

200 METRES

20.98	Bruce Frayne	S A	13/3
20.7	Bruce Frayne	M	9/3
21.00	Bruce Frayne	S	18/1
21.02	Peter Gandy	N S	18/1
21.11	Bruce Frayne	Christch	23/1
21.13	Peter Gandy	Christch	23/1
20.9	Bruce Frayne	A	6/3
21.0	Derek Blumberg	N C	14/5
21.0	Peter Gandy	S	6/2
21.0	Greg Parker	W P	24/2
21.26	Peter Gandy	B	20/3
21.1	Peter Lindner	N S	12/12
21.1	Tony McDonald	N S	12/12
21.1	Gary Miniham	V M	11/2
21.1	Peter van Miltenberg	V M	11/2
21.37	Paul Narracott	Q Buchar	23/7
21.52	Robert Henderson	N B	12/12
21.52	Michael Benoit	V S	17/1
21.3	David Johnston	N S	28/11
21.3	John Roche	V M	7/1
21.3	Theo van Veenendaal	V M	19/1
21.3	Damien O'Shea	V M	19/1
21.4	John Sullivan	N S	12/12
21.4	Steve Medhurst	S H	30/1
21.68	Darren Clark	N B	18/3
21.71	Max Caruso	V B	12/12
21.71	Colin O'Sullivan	W B	19/3
21.78	Sam Long	Q B	24/10
21.5	Grant McAuliffe	N C	14/5
21.5	Ian Rogers	V M	14/11
21.5	George Andrea	V M	14/11
21.5	Peter Hadfield	N S	12/12
21.80	John Fleming	V B	4/10
21.80	David Blandford	N B	12/12

wind assisted

20.65	Bruce Frayne	A	14/2
20.9	Colin O'Sullivan	P	13/2
21.18	Robert Henderson	S	14/2
21.19	John Sullivan	S	20/2
21.0	Peter van Miltenberg	M	6/2
21.0	Paul Narracott	C	10/2
21.22	Fred Etter	N S	20/2
21.27	Peter Lindner	S	20/2
21.2	Digby Mercer	W P	12/12
21.46	Mark Rosenberg	N S	14/2
21.3	Ian Rogers	M	6/2
21.3	Craig Pettit	W P	13/2
21.52	Paul Dunne	V B	21/3

JUNIORS

21.52	Robert Henderson	N B	12/12
21.68	Darren Clark	N B	18/3
21.71	Max Caruso	V B	12/12
21.77	Paul Dunne	V B	18/3
21.5	George Andrea	V M	14/11
21.78	Sam Long	Q B	24/10
21.80	David Blandford	N B	12/12
21.83	Chris Proctor	S B	12/12
21.6	Mark Rosenberg	N S	20/1
21.87	Russell Robinson	Q B	29/10
21.7	Gerrard Keating	V C	17/1
21.7	Ross Wainwright	W P	27/2
21.95	Robert Stone	V B	19/12
21.96	Ian McPherson	Q B	29/10

wind assisted

21.18	Robert Henderson	Z	14/2
21.46	Mark Rosenberg	S	14/2
21.52	Paul Dunne	B	21/3
21.58	Darren Clark	B	21/3

400 METRES

46.1	Greg Parker	W P	27/2
46.37	Bruce Frayne	S A	20/2
46.38	Gary Minihan	V Cologne	23/8
46.46	John Fleming	V Zurich	19/8
46.54	Gary Minihan	A	20/12
46.64	Gary Minihan	S	18/1
46.72	John Fleming	Colog	23/8
46.74	Bruce Frayne	A	20/12
46.79	Gary Minihan	Koblz	26/8
46.6	Gary Minihan	M	3/12
46.8	Peter van Miltenberg	V M	9/3
46.99	Ross Hawthorne	N S	21/2
47.04	Tony McDonald	N S	21/2
47.04	Grant McAuliffe	N S	21/2
47.1	Paul Dunne	V M	3/12
47.24	Leon Mayes	S B	20/3
47.2	John Roche	V M	4/2
47.2	Digby Mercer	W P	3/2
47.3	Peter Gandy	N S	11/10
47.3	Garry Brown	Q A	7/2
47.50	Theo van Veenendaal	V B	19/3
47.4	Jim O'Sullivan	Q B	20/2
47.5	Don Hanly	V M	21/11
47.5	Tim Lee	W P	7/3
47.72	Peter Lindner	N S	9/1
47.6	Colin O'Sullivan	W P	27/2
47.7	Ray Gooding	V M	7/1
47.86	Mark Rosenberg	N B	20/3
47.8	Peter Bourke	V M	21/11
47.8	Neil Maguinness	V M	3/12
47.8	Steve Medhurst	S A	6/1

JUNIORS

47.1	Paul Dunne	V M	3/12
47.24	Leon Mayes	S B	20/3
47.5	Tim Lee	W P	7/3
47.86	Mark Rosenberg	N B	20/3
48.23	Darren Clark	N S	14/2
48.2	Max Caruso	V M	31/10
48.2	Alan Ozolins	N C	6/3
48.34	David Preece	T B	20/3
48.50	Glenn MacLaughlin	N B	20/3
48.61	Ian MacPherson	Q B	29/10
48.5	Stewart Dunn	V M	3/12
48.99	Sam Long	Q B	20/3

800 METRES

1.44.78	Peter Bourke	V B	20/3
1.45.3	Peter Bourke	M	11/2
1.46.3	Michael Hillardt	Q M	11/2
1.46.35	Peter Bourke	M	21/2
1.46.78	Pat Scammell	V B	20/3
1.46.88	Peter Bourke	M	14/1
1.47.2	Pat Scammell	M	11/2
1.47.59	Michael Hillardt	Rome	4/9
1.47.63	Michael Hillardt	Colog	23/8
1.47.6	John Higham	V M	11/2
1.47.80	Gary Goulding	Q B	20/3
1.48.20	Paul Gilbert	N S	18/1
1.48.98	Peter Hawes	Q S	18/1
1.49.76	Michael Willis	V M	21/2
1.49.8	Alan Gibson	V M	11/2
1.50.0	Paul Grinstead	V M	11/2
1.50.0	Barry Kimber	V M	7/1
1.50.29	Andrew Reardon	N B	21/3
1.50.33	David Currie	N B	18/3
1.50.44	Tim Lee	W B	21/3
1.50.6	Phil Sutton	V M	12/12
1.50.71	Mark Arens	S A	21/2
1.50.79	Damian Clancy	V M	21/2
1.50.82	Alan Ozolins	N S	17/1
1.50.85	Guy Watson	V S	17/1

1.50.95	Peter Jenner	S A	21/2
1.51.0	Shaun McLaughlin	N S	11/10
1.51.2	Robert Brown	V M	28/11
1.51.4	Brett Crew	Q B	21/2
1.51.5	David Hoey	Q B	28/11
1.51.62	Michael Halmy	A B	20/3

JUNIORS

1.50.29	Andrew Reardon	N B	21/3
1.50.44	Tim Lee	W B	21/3
1.50.71	Mark Arens	S A	21/2
1.50.82	Alan Ozolins	N S	17/1
1.51.2	Robert Brown	V M	28/11
1.51.4	Brett Crew	Q B	21/2
1.51.6	Mark Bartels	V M	9/3
1.51.9	Mike Huntington	W P	14/11
1.52.2	Peter McCormack	W P	14/11
1.52.4	Craig James	S A	6/3
1.52.5	Simon Fitzgerald	A C	10/2
1.52.7	Malcolm McCoil	V M	9/3

1,000 METRES

2.24.0	Mark Arens	S A	20/12
2.25.2	Paul Gilbert	N C	21/11
2.28.2	Tony Zerella	S A	20/12

1,500 METRES

3.40.4	Michael Hillardt	Q M	4/2
3.41.28	Michael Hillardt	M	20/2
3.41.94	Steve Foley	V M	20/2
3.42.49	Michael Hillardt	B	21/3
3.42.8	Michael Hillardt	B	30/1
3.42.9	Peter Bourke	V M	3/12
3.43.0	Mark Arens	S A	13/3
3.43.19	Peter Larkins	V Luxem	30/8
3.43.1	Peter Bourke	M	19/12
3.43.32	Peter Larkins	Colog	23/8
3.43.5	Steve Austin	V M	19/12
3.43.71	Mark Arens	B	20/3
3.43.8	John Sheehan	V M	3/12
3.43.98	Graham Crouch	V B	21/3
3.44.01	Pat Scammell	V M	20/2
3.44.2	Peter Jenner	S A	7/2
3.44.4	Paul Grinstead	V M	3/12
3.45.58	Andrew Lloyd	N S	20/2
3.46.0	Ken Hall	V M	4/4
3.46.0	Tim O'Shaughnessy	V M	19/12
3.46.0	Gerard Ryan	V M	19/12
3.46.3	Peter Hutton	N S	6/3
3.46.6	Gerard Barrett	Q B	28/11
3.47.0	Tony Doherty	V M	3/12
3.47.1	David Hoey	Q B	30/1
3.47.48	Alan Gibson	V M	20/2
3.47.96	Andrew Reardon	N B	20/3
3.48.18	Michael Trushell	A B	20/3
3.48.34	warwick Horsey	Q B	4/10
3.48.4	Paul Gilbert	N S	30/12
3.48.47	David Just	N S	20/2

JUNIORS

3.43.0	Mark Arens	S A	13/3
3.47.96	Andrew Reardon	N B	20/3
3.48.18	Michael Trushell	A B	20/3
3.49.05	Craig James	S B	20/3
3.50.1	Brett Crew	Q B	20/2
3.50.6	Mike Huntington	W P	3/2
3.51.1	Adam Hoyle	V M	13/2
3.51.8	Mark Boucher	V M	13/3
3.52.3	Tim McDonald	Q B	20/2
3.52.99	Danny Boltz	N S	14/2
3.53.0	Barry Greig	V M	19/12
3.53.2	Don Campbell	Q C	20/1



Pat Scammell (Vic.)

1 MILE			
3.53.33	Michael Hillardt	Q A	13/3
3.57.79	Steve Austin	V M	14/1
3.58.0	Peter Bourke	V M	17/12
3.58.2	Paul Grinstead	V M	17/12
3.59.01	Pat Scammell	V A	13/3
3.59.39	Steve Foley	V A	13/3
3.59.64	Mark Arens (J)	S A	13/3
3.59.74	Michael Hillardt	London	11/9
4.00.0	John Sheehan	V M	17/12
4.00.58	Ken Hall	V A	13/3
4.01.8	Tim O'Shaughnessy	V M	17/12
4.02.13	Graham Crouch	V A	13/3
4.02.54	Peter Jenner	S A	13/3
4.03.5	Gary Zeuner	S A	11/1
4.05.13	David Brennan	N S	18/1
4.06.0	David Just	N Auck	30/1
4.07.4	Phil Sutton	V M	17/12
4.07.67	Peter Hutton	N S	18/1
3,000 METRES			
7.55.4	Steve Foley	V M	9/3
7.59.7	Gerard Barrett	Q B	3/1
8.01.4	Ken Hall	V M	9/3
8.02.69	Gerard Barrett	Hamilt	26/1
8.10.0	Paul Grinstead	V M	9/3
8.13.9	Gary Briggs	Q B	3/1
8.14.5	Peter Jenner	S A	20/12
8.15.0	Adam Hoyle (J)	V M	9/3
8.15.1	Wayne Brennan	N S	14/11
8.15.3	David Brennan	N S	14/11
8.15.62	Lawrie Whitty	N Hamilt	26/1
8.16.8	Steve Poulton	N S	14/11
8.17.2	Malcolm Norwood (J)	V M	1/11
2 MILES			
8.39.6	Gerard Barrett	Q A	11/1
8.51.5	Jeff Coole	V A	11/1
8.51.8	Ken Hall	V A	11/1
8.53.7	Stephen Both	V A	11/1
8.54.4	Jim Murphy	A A	11/1
8.55.0	John Sheehan	V A	11/1
9.10.6	Grenville Wood	S A	13/3
9.12.0	Warren Partland	S A	11/1
5,000 METRES			
13.22.98	Steve Austin	V Lausan	14/7
13.31.2	Steve Austin	M	11/2
13.34.2	Rob de Castella	V M	12/11
13.34.3	Steve Austin	M	11/2
13.37.70	Steve Austin	Nykop	29/6
13.39.31	Steve Austin	M	20/2
13.39.59	Steve Austin	B	18/3
13.40.7	Gerard Barrett	Q Auck	30/1
13.41.2	Ken Hall	V M	12/11
13.42.06	Gerard Barrett	B	18/3
13.42.95	Steve Austin	S	18/1
13.44.62	Andrew Lloyd	N Christch	23/1
13.47.0	John Sheehan	V M	12/11
13.53.68	Lawrie Whitty	N Christch	23/1
13.55.0	Bryan Lewry	V M	12/11
13.58.0	Tim O'Shaughnessy	V M	12/11
13.58.27	Dave Chettle	T London	27/6
13.58.5	Jeff Coole	V M	12/11
14.05.9	Jim Murphy	A S	14/2
14.08.0	Max Little	V M	12/11
14.09.0	Garry Bentley	V M	12/11
14.10.0	John Andrews	N S	11/10
14.11.0	Rob Gillilan	V M	12/11
14.11.1	Rod O'Connor	V M	20/2
14.12.7	Peter Hutton	N S	3/2
14.12.85	Steve Foley	V Buchar	23/7
14.13.0	Nick de Castella	V M	12/11
14.13.2	Stephen Both	V M	12/11
14.14.0	Ewen Wilson	V M	12/11
14.15.8	Lindsay Burgoyne	V A	17/2
14.16.0	Colin Ramadge	V M	12/11
14.16.1	Gary Briggs	Q C	27/1
JUNIORS			
14.16.85	Danny Boltz	N B	19/3
14.20.6	Quentin Morley	N S	23/1
14.24.0	Mark Boucher	V M	12/11
14.28.16	Steve Moneghetti	V B	19/3
14.31.7	Adam Hoyle	V M	28/2
14.32.0	John Meagher	V M	12/11
14.43.39	Malcolm Norwood	V B	19/3
15.02.34	Don Campbell	Q B	19/3
15.07.5	Barry Greig	V M	20/2
15.08.31	Rick Wright	V S	16/1
15.09.2	G. Bissett	T H	14/11
15.10.71	Brian Sawtell	N S	16/1
10,000 METRES			
27.53.30	Steve Austin	V Stock	9/7
28.15.0	Gerard Barrett	Q C	6/3
28.16.7	Andrew Lloyd	N C	6/3
28.25.6	Andrew Lloyd	M	17/12
28.26.76	Gerard Barrett	B	21/3
28.33.9	Rob de Castella	V C	6/3
28.40.62	Gerard Barrett	M	14/1
28.51.70	Steve Austin	Rome	4/9
28.54.4	Gerard Barrett	M	17/12
28.55.93	Garry Bentley	V B	4/10
28.57.68	Andrew Lloyd	B	21/3
29.00.68	Nick de Castella	V M	14/1
29.08.59	Jim Murphy	A M	14/1
29.08.7	Steve Poulton	N M	17/12
29.26.0	Dave Chettle	T London	8/7
29.26.31	Jeff Coole	V M	14/1
29.40.3	Rod O'Connor	V M	17/12
29.44.96	Lindsay Burgoyne	V M	14/1
29.47.0	Robin Sealey	V M	17/12
29.50.3	Lawrie Whitty	N S	20/2
29.52.2	Bruce Jones	V M	17/12
29.52.5	Max Little	V M	17/12
30.07.1	Graham Clews	W C	3/2
30.13.08	Rod Lyons	Q B	21/3
30.19.0	John Duck	V M	17/12
30.19.6	Quentin Morley (J)	N S	13/1
30.26.5	Peter Noordhoff	V M	17/12
30.27.5	Ray Wilson	V C	12/5
30.39.3	Colin Neave	A C	3/2
30.40.4	Kent Rayner	T H	1/3
30.41.7	Steve Moneghetti (J)	V Ben	30/1
MARATHON			
2.08.18.0	Rob de Castella	V Fuk	6/12
2.12.23.0	Dave Chettle	T Bos	20/4
2.13.15.0	Rob Wallace	V Duluth	20/6
2.14.01.0	Lawrie Whitty	N Mon	12/9
2.14.33.0	Lawrie Whitty	N Seoul	28/3
2.14.51.0	Lawrie Whitty	V Fuk	6/12
2.15.16.0	Graeme Kennedy	V C	12/4
2.16.16.30	Brian Morgan	N Van	3/5
2.16.18.0	Garry Bentley	V Fuk	6/12
2.16.37.0	Garry Hand	A Hamilt	17/10
2.16.45.0	Grenville Wood	S Bappu	6/2
2.17.00.0	Garry Henry	V Athens	7/3
2.17.07.0	Steve Poulton	N Hois	14/6
2.17.22.0	John Stanley	N S Werr	25/7
2.19.03.0	Andrew Lloyd	N M	18/10
2.19.29.0	David Byrnes	V M	18/10
2.19.47.0	John Duck	V Hamilt	17/10
2.20.25.0	Colin Neave	A C	12/4
2.20.59.0	Jan Mintler	V S Werr	23/5
2.21.30.0	Greg Adams	V M	18/10

2.21.56.0	Horst Wegner	N	Hois	14/6
2.22.18.0	Rob Guthrie	V	S Werr	23/5
2.23.36.0	Gerry Sofianos	V	M	18/10
2.23.38.0	Ken Duxbury	V	S Werr	23/5
2.23.54.0	Colin Donald	V	M	22/11
2.24.04.0	Ron Lyons	Q	B	30/8
2.25.05.0	Bruce Palmer	N	C	12/4

110 METRES HURDLES

14.04	Don Wright	Q	Eugene	16/5
13.8	Don Wright		Eugene	9/5
13.8	Max Binnington	V	M	19/1
13.8	Michael Wilson	V	M	19/1
13.8	Max Binnington	A		13/3
13.9	Max Binnington	M		7/1
13.9	Don Wright	B		20/2
14.14	Max Binnington	B		21/3
14.19	Don Wright		Corvall	2/5
14.21	Max Binnington	M		20/2
14.23	Michael Wilson	B		21/3
14.30	Warren Parr	N	B	21/3
14.50	Michael Kent	Q	B	21/3
14.74	Garry Brown	Q	B	21/3
14.8	Stuart Parr	N	S	30/1
14.86	Adam Pedler	S	A	27/2
14.7	John Kenny	N	S	5/12
14.7	Peter Beames	V	M	20/12
14.7	James Middleton	N	M	10/1
14.7	Mark Geiger	Q	B	20/2
14.95	Neil Coghlan	V	M	20/2
14.96	Michael Carroll	N	B	21/3
14.8	Darryl Nettleton	V	M	10/10
14.8	Greg Barnett	V	M	12/12
14.8	Ray McKinnon	W	P	10/2
15.06	Chris Nunn	S	B	21/3
14.9	Alex Prodromou	V	M	4/4
14.9	John Roche	V	M	4/4
14.9	Conrad Burge	A	C	12/5
14.9	Graham Tew	V	M	31/10
14.9	Nell McGillivray	N	S	5/12
14.9	Peter Hadfield	N	S	30/1

doubtful time

14.7	Alex Prodromou	V	M	12/12
------	----------------	---	---	-------

wind assisted

13.6	Max Binnington	M		6/2
13.8	Michael Wilson	M		6/2
14.22	Warren Parr (W)	S		5/12
14.3	Garry Brown	C		10/2
14.6	Ray McKinnon	P		6/2

JUNIORS

14.7	Peter Beames	V	M	20/12
14.95	Neil Coghlan	V	M	20/2
14.96	Michael Carroll	N	B	21/3
15.0	David Fouracre	N	S	5/12
15.0	Paul Anderson	V	M	12/12
15.0	John Caligiuri	V	M	19/12
15.1	Peter Ehlers	W	P	27/2
15.2	Ian Blanchonette	V	M	7/2
15.54	Tony Annable	N	S	16/1
15.3	Mark Howard	V	M	6/2
15.4	Ken Gordon	Q	B	20/2
15.4	Michel Runge	Q	B	20/2
15.0	Peter Ehlers	P		6/2

400 METRES HURDLES

49.89	Garry Brown	Q	B	20/3
50.0	Garry Brown	C		3/2
50.26	John Roche	V	M	14/1
50.27	Garry Brown	M		14/1
50.57	Garry Brown		Colog	23/8
50.59	Garry Brown		Rome	4/9
50.6	Garry Brown	M		17/12
50.90	Garry Brown		Luxem	30/8

50.97	John Roche	S		18/1
50.9	Steve Endeau	N	M	17/12
51.1	Dale Horrobin	V	M	17/12
51.6	Mark Woodbridge	V	M	28/11
52.30	Stuart Miller	V	B	20/3
52.36	Glenn MacLaughlan	N	B	21/3
52.4	Greg Doran	V	M	28/11
52.6	Michael Edwards	W	P	7/3
52.77	Neil McGillivray	N	S	17/1
52.80	Ken Gordon	Q	B	21/3
52.7	Max Binnington	V	M	12/12
52.95	Paul Anderson	V	B	21/3
53.2	Andrew Trevor-Jones	N	C	14/5
53.50	Adam Pedler	S	A	21/2
53.74	Lance Rosser	S	A	21/2
53.85	David Joyce	N	S	28/11
53.92	David Hodgson	V	M	21/2
53.8	James Middleton	N	S	23/1
54.18	Brian White	N	B	21/3
54.24	Mark Dorrity	N	S	14/2
54.30	Roger Paranzee	W	B	21/3
54.3	Ray Bowman	Q	B	28/11
54.3	Michael Kent	Q	B	21/2
54.48	Chris Nunn	S	A	21/2

JUNIORS

52.36	Glenn MacLaughlan	N	B	21/3
52.80	Ken Gordon	Q	B	21/3
52.95	Paul Anderson	V	B	21/3
53.85	David Joyce	N	S	28/11
54.18	Brian White	N	B	21/3
54.30	Roger Paranzee	W	B	21/3
54.3	Ray Bowman	Q	B	28/11
54.87	Graham Tudor	T	B	12/12
55.23	R. Habel	T	B	21/3
55.33	Craig Logan	V	S	17/1
55.35	Ian Blanchonette	V	M	21/2
55.70	Steve Hauser	V	B	12/12

3,000 METRES STEEPLECHASE

8.31.18	Gary Zeuner	S	A	13/3
8.32.9	Gary Zeuner	A		3/3
8.35.9	Peter Larkins	V	A	13/3
8.39.42	Peter Larkins	M		20/2
8.39.63	Peter Larkins		Rome	5/9
8.40.0	Gary Zeuner	A		10/2
8.41.98	Gary Zeuner	B		20/3
8.42.66	Gary Zeuner	M		20/2
8.43.4	Gary Zeuner	A		/2
8.43.88	Rob Neylon	V	B	4/10
8.49.2	Stephen Both	V	M	3/12
8.50.93	Gary Briggs	Q	B	20/3
8.52.26	Rob Gilfillan	V	M	20/2
8.55.0	Peter Hutton	N	M	3/12
8.56.0	Robin Sealey	V	M	3/12
8.57.0	Phil Cuffe	V	M	3/12
8.59.6	Mark Boucher	V	M	3/12
9.01.3	Pat Kaufman	T	H	1/2
9.01.5	Chris Cook	A	C	6/3
9.03.5	Bob Lange	S	A	10/2
9.04.6	Bryan Lewry	V	M	19/12
9.04.8	Craig Logan	V	M	20/2
9.05.0	Andrew Garnham	V	M	3/12
9.06.3	Brendan Hewitt	S	A	3/3
9.07.0	Graham Kipp	V	M	3/12
9.08.0	S. Brennan	V	M	3/12
9.08.0	Ian Minter	V	M	3/12
9.10.54	Andrew Blackman	N	B	20/3
9.11.4	John Cormack	V	M	4/4
9.12.0	Chris Lynch	V	M	3/12
9.13.0	Andrew Wilkinson	V	M	3/12
9.13.7	Peter Brett	S	A	16/12
9.14.0	Brian Share	V	M	7/11

2,000 METRES STEEPLECHASE

5.46.6	Brendan Hewitt	S A	17/2	12.00.3	Mike Woods	N S	13/3
5.50.12	Mark Boucher	V M	21/2	12.05.7	Mike Woods	S	21/2
5.53.26	Andrew Wilkinson	V M	21/2	12.09.95	Andrew Jackno	V B	21/3
5.56.5	E. Bray	S A	17/2	12.11.0	Simon Baker	V M	3/12
5.57.17	Barry Greig	V B	21/3	12.11.4	Alan Muir	N S	13/3
5.58.93	Tony Smith	Q B	21/3	12.16.5	Tim Erickson	V M	21/2
5.59.07	Pat Sullivan	N B	21/3	12.19.68	Michael Harvey	V M	20/2
5.59.4	Bill Scott	S A	6/1	12.23.8	David Cash	V M	7/11
5.59.60	John Walsh	V M	21/2	12.31.0	Duncan Knox	V M	7/11
6.01.50	John Meagher	V M	21/2	12.33.0	Bill Dyer	V M	11/2
6.01.59	Damon Christensen	V M	21/2	12.33.3	John Smijth	N S	21/2
6.02.4	Peter Brett	S A	17/2	12.36.8	Bruce Cook	A C	7/3
				12.38.0	Mark Wall	V M	7/11

4 x 100 METRES RELAY

40.67	Victoria	B	20/3
40.79	Western Australia	B	20/3
40.80	Queensland	B	20/3
41.05	South Australia	B	20/3
41.1	Striders	V M	21/11
41.27	NSW Under 20 Team	B	21/3
41.2	Essendon/EMH	V M	4/4
41.4	University Team	W P	14/11
41.4	Ivanhoe	V M	21/11
41.5	Sth Eastern Suburbs	V M	3/12
41.5	Mentone	V M	5/3
41.8	Glenhuntly	V M	7/11
41.74	Randwick/Botany	N S	29/11

4 x 200 METRES RELAY

1.26.0	Striders	V M	28/11
1.26.2	Mentone	V M	28/2
1.26.3	Ivanhoe	V M	28/11
1.26.3	Glenhuntly	V M	12/12
1.26.7	Essendon/EMH	V M	12/11
1.26.7	Box Hill	V M	28/2
1.26.9	Sth Eastern Suburbs	V M	12/12
1.27.3	University	W P	20/2
1.27.50	Ryde/Hornsby	N S	29/11
1.28.2	Collingwood	V M	12/12

4 x 400 METRES RELAY

3.07.11	Oceania Team	Rome	6/9
3.07.55	National Team	B	4/10
3.07.60	NSW	B	21/3
3.07.89	Victoria	B	21/3
3.09.42	Queensland	B	21/3
3.09.99	South Australia	B	21/3
3.12.2	Mentone	V M	5/3
3.12.4	Glenhuntly	V M	5/3
3.13.8	Collingwood	V M	5/3
3.13.95	NSW Under 20 Team	B	20/3

4 x 800 METRES RELAY

7.20.0	Queensland	B	6/3
7.23.0	Glenhuntly	V M	28/2
7.43.0	Sandringham	V M	28/2
7.44.9	Williamstown	V M	28/2
7.46.3	Mentone U/20 Team	V M	28/2

4 x 1,500 METRES RELAY

15.32.5	Mentone	V M	5/3
15.32.6	Box Hill	V M	5/3
15.46.0	SSH	V M	5/3
15.46.2	Doncaster	V M	5/3

3,000 METRES WALK

11.12.1	Dave Smith	V M	23/1
11.26.5	Dave Smith	M	11/2
11.30.7	Dave Smith	M	20/2
11.38.4	Willi Sawall	V M	21/2
11.54.3	Willi Sawall	Ben	31/1
11.55.8	Dave Smith	M	21/11
11.56.4	Dave Smith	M	3/12
12.00.00	Dave Smith	B	21/3

12.05.7	Mike Woods	N S	13/3
12.09.95	Andrew Jackno	V B	21/3
12.11.0	Simon Baker	V M	3/12
12.11.4	Alan Muir	N S	13/3
12.16.5	Tim Erickson	V M	21/2
12.19.68	Michael Harvey	V M	20/2
12.23.8	David Cash	V M	7/11
12.31.0	Duncan Knox	V M	7/11
12.33.0	Bill Dyer	V M	11/2
12.33.3	John Smijth	N S	21/2
12.36.8	Bruce Cook	A C	7/3
12.38.0	Mark Wall	V M	7/11
12.41.2	Michael De Clifford	A C	27/2
12.46.29	Clark Stone	N B	21/3
12.49.0	Martin Richardson	V M	7/1
12.51.0	Barrie Birtchnell	V M	7/1
12.51.6	Stephen Bourke	V M	4/4
12.53.4	Steven Richardson	V M	21/2
12.54.4	John Sheard	V M	4/4
12.55.0	Dean Cruise	V M	7/1
12.55.9	Rod Huxley	N S	30/12
13.01.0	John Cust	V M	3/12
13.03.1	Mark Feery	V C	7/3
13.05.3	George White	S A	16/12

JUNIORS

12.00.3	Michael Woods	N S	13/3
12.09.95	Andrew Jackno	V B	21/3
12.11.4	Alan Muir	N S	13/3
12.19.68	Michael Harvey	V M	20/2
12.41.2	Michael De Clifford	A C	27/2
12.49.0	Martin Richardson	V M	7/1
12.53.4	Steven Richardson	V M	21/2
12.55.0	Dean Cruise	V M	7/1
13.13.4	J. Hart	N S	20/2
13.16.4	P. Woodhouse	N C	6/3
13.21.4	Trevor Nancarrow	V M	20/2
13.26.0	Mark Dossater	V M	11/2

20KM WALK

1.21.39.0	Dave Smith	V M	17/5
1.23.31.0	Dave Smith	A	12/7
1.25.56.0	Willi Sawall	V A	12/7
1.26.09.0t	Dave Smith	M	27/6
1.26.55.8	Willi Sawall	M	20/12
1.27.43.0t	Willi Sawall	M	27/6
1.28.03.0	Willi Sawall	M	17/5
1.29.22.5	Tim Erickson	V M	20/12
1.30.37.2	Michael Harvey	V M	20/12
1.30.54.0	Bill Dyer	V M	17/5
1.35.39.0	Peter Fullager	S A	12/7
1.35.45.0	Clarrie Jack	V A	12/7
1.36.39.7	Michael De Clifford	A M	20/12
1.36.45.0	Andrew Jackno	A	12/7
1.37.07.5	Michael Woods	N Rich	15/8
1.37.27.6	Keith Knox	N Rich	15/8
1.38.09.0	Duncan Knox	V A	12/7
1.39.04.0	John Sheard	V A	12/7
1.39.16.8	Terry Jones	W P	5/7
1.39.19.6	Mark Wall	V M	20/12
1.39.41.7	Ian Jack	V M	20/12
1.39.50.0t	Harry Summers	V M	27/6
1.40.56.8	Rod Huxley	N Rich	15/8
1.40.56.9	Greg Rowe	N Rich	15/8
1.41.53.7	Colin Donald	V M	20/12
1.42.27.6	Bruce Cook	A M	20/12
1.43.29.0t	John Cust	V M	27/6
1.44.31.0	George White	S RegPk	23/5
1.46.24.7	Frank Overton	N Rich	15/8
1.46.26.5	Logan Irwin	N Rich	15/8

50KM WALK

3.53.55.0	Willi Sawall	V M	26/7
4.13.48.0	Willi Sawall	V M	6/9
4.29.16.0	John Sheard	V M	26/7
4.33.11.0	Harry Summers	V M	26/7
4.33.14.0	Keith Knox	N M	26/7
4.38.48.0	John Sheard	Valenc	4/10
4.39.20.0	Clarrie Jack	V M	26/7
4.39.55.2	Rod Huxley	N S	27/6
4.43.43.0	Harry Summers	Valenc	4/10
4.47.21.0	Terry Jones	W M	26/7
4.47.40.0	Peter Fullager	S W Lakes	21/6
4.48.52.0	Stuart Cooper	V M	26/7
4.57.08.5	John Smith	N S	27/6
4.59.51.8	Frank Overton	N S	27/6
5.05.23.0	Mark Wall	V M	6/9
5.13.01.0	Alan Hancock	N M	26/7
5.20.23.0	Roy McFadden	S W Lakes	21/6
5.24.54.6	Brendan Hyde	N S	27/6

HIGH JUMP

2.16	David Anderson	V B	21/3
2.15	John Atkinson	Q C	5/12
2.15	David Anderson	B	13/12
2.15	David Anderson	P	/1
2.15	John Atkinson	B	21/2
2.14	Jeff Parker	N B	21/3
2.13	Mark Barratt	S A	7/2
2.13	Larry Sayers	N B	20/3
2.12	David Anderson	P	21/11
2.12	John Atkinson	B	3/1
2.12	John Yaxley	Q B	31/1
2.12	Angus Waddell	Q B	6/3
2.12	John Atkinson	B	21/3
2.11	Chris Ehlers	W P	16/1
2.10	David Hoyle	V Rome	6/9
2.08	Greg Bartlett	V B	12/12
2.08	Jeff Lang	V B	13/12
2.06	Mark Lane	Q B	29/10
2.06	Tony Baker	T H	9/1
2.05	Ian Rutledge	Q B	11/10
2.05	Robert Minshull	V M	24/10
2.05	Mark Thebridge	N S	31/10
2.05	Victor Svarcs	V M	12/12
2.05	Paul Cleary	V M	19/12
2.05	David Morrow	N S	16/1
2.03	Anthony Hough	N B	12/12
2.03	Adam Metherall	V M	9/1
2.03	Steve Knott	T H	9/1
2.03	John Spellacy	Q B	21/2
2.02	Ross Wickham	W P	24/10
2.02	Peter Ehlers	W P	7/3
2.01	Chris Forbes	V M	6/2

JUNIORS

2.16	David Anderson	W B	21/3
2.15	John Atkinson	Q C	5/12
2.14	Jeff Parker	N B	21/3
2.12	Angus Waddell	Q B	6/3
2.10	David Hoyle	V Rome	6/9
2.08	Greg Bartlett	V B	12/12
2.08	Jeff Lang	V B	13/12
2.06	Mark Lane	Q B	29/10
2.06	Tony Baker	T H	9/1
2.05	Ian Rutledge	Q B	11/10
2.05	Robert Minshull	V M	24/10
2.05	Mark Thebridge	N S	31/10

POLE VAULT

5.20	Don Baird	V Fresno	9/5
5.00	Andrew Stewart	V M	14/11
5.00	Andrew Stewart	M	19/12
5.00	Andrew Stewart	M	6/2
5.00	Ray Boyd	V M	13/3

5.00	Ray Boyd	B	20/3
4.90	Andrew Stewart	M	4/4
4.90	Bob Huddle	V M	4/4
4.90	Andrew Stewart	M	24/10
4.80	Greg Wainwright	S A	20/12
4.75	Robert Chisholm	V M	5/12
4.70	Brett Randall	V M	28/11
4.60	Mark Stewart	V Enfield	9/8
4.60	Neil Honey	V M	21/2
4.60	Kym Simons	S A	13/3
4.40	Robert Sadler	NZ/S A	21/2
4.35	Bruce Jackson	W P	27/2
4.30	Peter Hadfield	N S	21/11
4.30	Peter Sugden	V B	19/3
4.30	John Mattinson	S B	20/3
4.25	Peter Fossey	V M	27/2
4.20	James Middleton	N S	14/2
4.20	Bruce Arnold	Q B	20/2
4.15	James Simons	S P	16/1
4.15	Ian Wilson	W P	13/3
4.15	Adam Metherall	V C	7/3
4.10	Jim English	V M	17/10
4.10	John de Bes	W P	14/11
4.10	Cameron Cuthill	V M	21/11
4.10	Terry Noden	V M	3/12
4.10	John Paton	N M	7/1
4.10	Peter Dyer	NZ/N B	19/3

JUNIORS

4.60	Mark Stewart	V Enfield	9/8
4.60	Neil Honey	V M	21/2
4.30	John Mattinson	S B	20/3
4.15	James Simons	S P	16/1
4.10	Cameron Cuthill	V M	21/11
4.10	Terry Noden	V M	3/12
4.05	Murray Priestley	V M	31/10
4.01	Peter Dickens	S A	20/2
4.00	Michael Mol	T H	14/2
3.95	Roger Smith	S A	27/2
3.90	Allister Hill	V B	13/12
3.90	G. Clark	W P	28/11

LONG JUMP

8.11	Gary Honey	V Rome	4/9
8.05	Gary Honey	M	28/11
8.00	Gary Honey	Brus	28/8
7.99	Gary Honey	B	21/3
7.97	Gary Honey	M	6/3
7.93	Gary Honey	M	31/10
7.91	Ken Lorraway	A C	30/1
7.87	Gary Honey	Colog	23/8
7.82	Honey	A	
7.78	Gary Honey	M	14/1
7.76	Steve Knott	T H	16/1
7.50	Peter Halson	V BatRou	4/6
7.44	David Commons	V M	6/2
7.43	Ray McKinnon	W B	21/3
7.41	Ian Campbell	V M	12/11
7.38	James Middleton	N S	21/2
7.36	Paul Cleary	V B	21/3
7.29	Jason Swan	S A	21/2
7.25	Peter Beames	V M	6/2
7.23	Brian Hutchins	N S	7/11
7.18	Todd Lucas	V M	7/1
7.18	John Smith	V M	6/3
7.17	Michael Morgan	V B	21/3
7.14	Mel Taylor	V M	31/10
7.12	Simon Carthy	S A	21/2
7.11	Peter Fossey	V B	18/3
7.09	Grant Sagent	V M	31/10
7.09	Chris Jackson	N S	9/1
7.09	Victor Svarcs	V M	6/2
7.08	Paul Crapper	V M	6/2

7.07 Peter Kropp	Q B	20/2
7.06 Peter Hadfield	N B	18/3
7.06 Andrew Newton	W B	21/3
wind assisted		
7.45 Paul Cleary	M	21/2
7.45 Ray McKinnon	P	6/3
7.40 Chris Jackson	S	21/2
7.31 Peter Hadfield	B	18/3
7.31 Simon Carthy	B	21/3
7.25 Glenn Stewart	W P	21/11
7.24 Andrew Newton	B	21/3
7.20 John Smith	M	17/10
7.17 Peter Szola	N S	21/2
7.14 Lucio De Biasi	V M	21/2

JUNIORS

7.25 Peter Beames	V M	6/2
7.17 Michael Morgan	V B	21/3
7.12 Simon Carthy	S A	21/2
7.08 Paul Crapper	V M	6/2
7.06 Andrew Newton	W B	21/3
7.03 Ian Reed	V M	7/2
7.01 Lucio De Biasi	V B	13/12
7.02 Anthony Hough	N S	31/1
6.98 Peter Harley	Q B	28/10
6.86 Robert Hannah	N S	17/9

wind assisted

7.31 Simon Carthy	B	21/3
7.24 Andrew Newton	B	21/3
7.14 Lucio De Biasi	M	21/2
7.04 Ian Reed	M	21/2

TRIPLE JUMP

16.97 Ken Lorraway	A B	20/3
16.91 Ken Lorraway	London	31/8

16.80 Ken Lorraway	A	7/2
16.76 Ken Lorraway	A	13/3
16.70 Ken Lorraway	Rome	5/9
16.70 Ian Campbell	V M	14/1
16.69 Ian Campbell	A	20/12
16.66 Ken Lorraway	Kob	26/8
16.65 Ian Campbell	Pull	2/5
16.50 Ian Campbell	M	21/2
16.01 Gary Honey	V M	7/11
15.66 Paul Cleary	V M	19/12
15.63 Peter Beames	V B	21/3
15.37 David Commons	V M	30/1
15.27 Don Commons	V M	7/1
15.00 Bohdan Babiczuk	V M	5/12
14.94 Mick McGrath	N S	12/12
14.90 George Murrell	S B	20/3
14.89 Peter Butler	N C	7/3
14.80 Mark Neates	W P	27/2
14.78 Jason Swan	S H	1/2
14.67 David Rooney	N M	3/12
14.66 Andrew Newton	W P	27/2
14.65 Steve Hooppell	N S	14/2
14.62 Robert Syme	S A	31/10
14.58 Clay Tompkins	N S	28/11
14.58 Lucio De Biasi	V M	19/12
14.57 David Zorin	Q B	28/11
14.51 Russell Sarah	V M	3/12
14.51 Michael Skerritt	V B	21/3
14.48 Peter Griffin	V M	4/4
14.45 Peter Kropp	Q B	21/2
14.43 Anthony Hough	N S	16/9

wind assisted

17.32 Ken Lorraway	B	20/3
15.80 Peter Beames	M	14/1



Sibyl's
Service and Style
Presents...

Capucine's Restaurant
A new experience in elegant dining

Satchmo's Cellar
Live entertainment
Casual Dining

The Dome Rooms
Brisbanes most exciting Adult Disco

Phone: 229 2355
383 Adelaide St, Brisbane

Riverina Wines Pty. Ltd.

SAN GIORGIO SPUMANTE



Farm 1305 Hilston Road,
Tharbogang

All Correspondance To:—
R.M.B. 1050 Griffith

Wine Tasting Daily 9am — 5pm

TRY OUR SAN GIORGIO SPUMANTE

PHONE: (069) 62 4122

49.76 Eugene Bria	S A	7/2	64.92 Wayne Martell	Q B	20/2
49.56 Ben Grzes	Q B	6/2	64.24 Russel Spinks	V M	28/11
48.94 Bruce Stanton	W P	28/11	64.10 Peter Dohnt	S A	16/12
47.38 Mark Spivey	V M	6/2	64.04 Cameron Morris	V M	7/1
46.82 Ken Readwin	V M	14/11	63.58 Andrew Seagrim	S B	19/3
46.82 John Reynolds	V M	21/11	63.40 David Stanton	W P	20/2
46.36 Stephen Hall	V M	24/10	62.56 Tim Warden	V M	12/12
45.82 Matt Barber	W M	3/12	62.36 Victor Svarcs	V M	10/1
JUNIORS (5.449kg)			62.36 Peter Dyer	NZ/N B	19/3
57.82 Tom Murrell	S B	19/3	62.30 Peter Keene	V M	17/10
57.38 David Kozlowski	S B	19/3	61.30 James Highland	W P	10/2
57.36 Eugene Bria	S A	20/2	61.14 Brett Keynes	S P	21/11
56.42 Stephen Hall	V B	19/3	61.04 Dominic Barber	T H	1/3
55.78 John Devine	W P	/2	61.00 Paul Harwood	T H	5/12
54.48 Grant Edwards	N S	16/1	JUNIORS		
51.42 David Reid	Q B	13/12	72.58 Peter Thornton	S B	21/3
51.24 Brad Monk	Q B	19/3	67.38 Anthony Hough	N B	13/12
47.04 Stuart Ludington	N S	16/1	66.86 Gordon Markovic	N S	27/2
46.62 Scott Ellard	V M	21/2	65.96 Rod McCafferty	T B	21/3
Disallowed Throw			64.92 Wayne Martell	Q B	20/2
58.44 Stephen Hall	V B	19/3	64.10 Peter Dohnt	S A	16/12
JAVELIN THROW			63.58 Andrew Seagrim	S B	19/3
79.70 Gary Calvert	V	Christch23/1	61.30 James Highland	W P	10/2
79.08 Gary Calvert	M	13/3	61.14 Brett Keynes	S P	21/11
78.42 Gary Calvert	B	20/3	61.04 Dominic Barber	T H	1/3
78.16 Gary Calvert	Hamil	26/1	60.24 David Dixon	S A	6/3
77.98 Gary Calvert	M	21/11	DECATHLON		
77.88 Gary Calvert	M	21/2	7,432a Peter Hadfield	N B	19/3
77.46 Gary Calvert	S	18/1	7,431 Peter Hadfield	S	20/12
77.15 Gary Calvert	M	17/10	7,291a Peter Dyer	NZ/N B	19/3
76.24 Gary Calvert	Auck	30/1	7,159 John de Bes	W P	20/12
75.32 Gary Calvert	M	3/12	6,889a Chris Nunn	S B	19/3
72.58 Peter Thornton	S B	21/3	6,879 Peter Sugden	V M	17/12
71.02 Bruce Dengate	N B	20/3	6,874 Bruce Jackson	W P	21/2
70.64 Colin Carbis	V B	20/3	6,852 Peter Sugden	M	10/1
69.36 Ian Wilson	W P	28/11	6,851 James Middleton	N M	10/1
68.66 Manfred Rohkamper	V M	19/12	6,842 Brendan Leane	V M	17/12
67.38 Anthony Hough	N B	13/12	6,787a Andrew Seagrim	S B	4/10
66.86 Gordon Markovic	N S	27/2	6,781a Peter Fossey	V B	19/3
66.08 Rob Lethbridge	V M	21/2	6,773 Geoff Jones	N C	12/5
65.96 Rod McCafferty	T B	21/3	6,696a Victor Svarcs	V B	19/3
65.60 Mark Stevens	Q B	30/1	6,681a Ian Wilson	W B	4/10

Running is a subject we know well, so call in and talk to us about it. Gerard Barrett and David Hoey.

The Run Inn

The running store that's run by runners

200 Moggill Rd. Taringa Ph.371-7921

6,611	Peter Urban	V	M	10/1	11.6	Jennine White	W	P	6/2
6,538a	Anthony Hough	N	B	13/12	11.87	Sue Clark		S	5/12
6,534a	Stuart Andrews	N	S	20/12	11.89	Debbie Wells		Hamil	26/1
6,469	Paul Marshall	W	P	21/2					
6,466	Robert Sadler	NZ/S	A	30/1					
6,375	Adam Metherall	V	M	17/12	11.91	Michelle Moroney	N	B	13/12
6,302	Stephen Bews	V	M	10/1	11.96	Gelinda Simpson	T	B	13/12
6,264	Robbie Goff	W	P	21/2	11.97	Carolyn Byles	S	B	13/12
6,246a	Clay Tompkins	N	S	20/12	11.97	Jane Fleming	V	B	13/12
6,232	Steve Knott	T	H	14/2	11.8	Lisa Brett	V	M	8/12
6,232	Clive Cherry	W	P	21/2	11.9	Miriam Spitteler	N	S	15/9
6,219	Wayne Martell	Q	B	31/1	11.9	Kerry Johnson	Q	B	5/12
6,181	Ken Gordon	Q	B	31/1	12.18	Nicole Boegman	N	B	13/12
					12.18	Diane Pindar	Q	B	13/12

Additional to top 10 performances

JUNIORS

6,787a	Andrew Seagrim	S	B	4/10
6,538a	Anthony Hough	N	B	13/12
6,302	Stephen Bews	V	M	10/1
6,219	Wayne Martell	Q	B	31/1
6,181	Ken Gordon	Q	B	31/1
6,153	Steve Shirley	Q	B	31/1
6,047	Michael Mol	T	H	14/2
5,975	Murat Djacic	T	M	10/1
5,969	Paul Anderson	V	M	10/1
5,729	Max Mannix	N	B	13/12
5,687	Shane Foster	T	H	14/2

WOMEN

100 METRES

11.2	Helen Davey	Q	B	/11
11.54	Helen Davey		Colog	23/8
11.58	Helen Davey		Rome	5/9
11.4	Jenny Flaherty	V	M	16/1
11.4	Denise Boyd	V	M	4/2
11.69	Denise Boyd	B		20/3
11.70	Helen Davey		Zurich	19/8
11.71	Helen Davey	B		20.3
11.74	Helen Davey		Zurich	19/8
11.74	Helen Davey		Kob	26/8
11.80	Louise McKinnon	V	A	13/3
11.81	Sharon Ruxton	S	B	20/3
11.81	Kerrie Waite	N	S	17/1
11.83	Leanne Lynch	S	B	20/3
11.6	Greta Farr	V	M	6/2
11.91	Michelle Moroney	N	B	13/12
11.91	Raelene Boyle	V	A	20/12
11.93	Diane Holden	N	S	17/1
11.7	Debbie Wells	N	S	20/1
11.95	Sue Clark	N	B	20/3
11.96	Gelinda Simpson	T	B	13/12
11.97	Carolyn Byles	S	B	13/12
11.97	Jane Fleming	V	B	13/12
11.8	Lisa Jay	V	M	7/11
11.8	Cathy Milburn	V	M	12/12
11.8	Lisa Brett	V	M	8/12
11.8	Leanne Evans	Q	B	20/2
11.8	Jenny Low	Q	B	20/2
12.03	Kath Druitt	W	B	20/3
12.09	Kathie Welch	N	C	12/5
12.11	Linda Garden	N	S	14/2

wind assisted

11.2	Helen Davey	B		5/12
11.2	Colleen Pekin	W	P	23/1
11.61	Diane Holden	S		6/2
11.62	Linda Garden	S		5/12
11.67	Kerrie Waite	S		5/12
11.72	Sharon Ruxton	A		11/1
11.73	Leanne Lynch	A		11/1
11.5	Kath Druitt	P		27/9
11.76	Kathy Lee	A	B	3/10
11.82	Michelle Moroney	S		7/2
11.6	Carolyn Byles	C		16/1

JUNIORS

11.91	Michelle Moroney	N	B	13/12
11.96	Gelinda Simpson	T	B	13/12
11.97	Carolyn Byles	S	B	13/12
11.97	Jane Fleming	V	B	13/12
11.8	Lisa Brett	V	M	8/12
11.9	Miriam Spitteler	N	S	15/9
11.9	Kerry Johnson	Q	B	5/12
12.18	Nicole Boegman	N	B	13/12
12.18	Diane Pindar	Q	B	13/12

wind assisted

11.82	Michelle Moroney	S		7/2
11.6	Carolyn Byles	C		16/1
11.6	Jennine White	W	P	6/12
11.96	Miriam Spitteler	S		5/12

200 METRES

22.8	Denise Boyd	V	M	17/10
23.1	Denise Boyd	M		4/2
23.44	Diane Holden	N	S	7/2
23.2	Denise Boyd	M		23/1
23.3	Denise Boyd	M		30/1
23.3	Denise Boyd	M		2/3
23.68	Helen Davey	Q	Rome	4/9
23.73	Michelle Moroney	N	B	20/3
23.5	Jenny Flaherty	V	M	3/12
23.5	Jenny Flaherty	M		16/1
23.5	Greta Farr	V	M	23/1
23.5	Denise Boyd	M		9/3
23.80	Debbie Wells	N	S	7/2
23.91	Cherie Green	N	S	7/2
23.7	Debbie Flintoff	V	M	30/1
23.7	Louise McKinnon	V	A	13/3
24.03	Leanne Evans	Q	Buchar	23/7
23.9	Sharon Ruxton	S	A	16/12
23.9	Carolyn Byles	S	C	17/1
24.15	Anne Caples	N	B	20/3
24.16	Kerry Johnson	Q	B	29/10
24.24	Penny Gillies	N	Dort	30/8
24.0	Sue Langman	N	S	6/2
24.0	Terri Cater	V	M	4/2
24.26	Kerrie Waite	N	S	17/1
24.28	Linda Garden	N	S	28/11
24.1	Leanne Lynch	S	H	1/2
24.31	Kath Druitt	W	B	21/3
24.36	Sue Clark	N	S	7/2
24.38	Maree Holland	N	B	13/12
24.2	Colleen Pekin	W	P	5/12
24.2	Suzanne Alton	N	C	17/1

wind assisted

23.34	Michelle Moroney	S		6/2
23.2	Jenny Flaherty	M		21/11
23.6	Jennine White	W	P	20/2
24.00	Suzanne Alton	B		12/12
24.02	Sue Langman	S		20/2
23.8	Colleen Pekin	P		28/11
23.9	Kath Druitt	P		20/2

JUNIORS

23.73	Michelle Moroney	N	B	20/3
23.9	Carolyn Byles	S	C	17/1
24.15	Anne Caples	N	B	20/3
24.16	Kerry Johnson	Q	B	29/10
24.38	Maree Holland	N	B	13/12
24.2	Suzanne Alton	N	C	17/1
24.46	Colleen Chrystal	V	B	20/3
24.47	Gelinda Simpson	T	B	20/3
24.3	Miriam Spitteler	N	S	16/9
24.56	Nicole Boegman	N	B	20/3

wind assisted				2.08.41	Gayle Anderson	V M	20/2
23.34	Michelle Moroney	S	6/2	2.08.5	Lyn Foreman	W P	6/3
23.6	Jennine White	W P	20/2	2.08.67	Bronwyn Fleming	V M	21/2
24.00	Suzanne Alton	B	12/12	2.08.74	Judith Cousins	N S	12/12
400 METRES				2.08.92	Cynthia Kasenhagen	S B	21/3
51.89	Raelene Boyle	V B	20/3	2.09.0	Julie Bradford	Q B	20/2
52.18	Raelene Boyle	A	13/3	2.09.4	Julie Ioppolo	W P	6/2
52.35	Raelene Boyle	M	21/2	2.09.9	Deidre Lonergan	W P	6/2
52.40	Raelene Boyle	S	18/1	2.10.09	Helen Pynor	N S	13/3
52.64	Raelene Boyle	A	20/12	2.10.57	Anna Schaefer	N S	13/3
52.90	Raelene Boyle	Auck	30/1	2.10.6	Barbara Willis	A C	5/12
53.12	Lyn Foreman	W Dort	30/8	2.10.6	Jodi Billich	W P	10/2
53.15	Raelene Boyle	B	18/3	2.10.6	Sally Oakley	T H	1/3
53.1	Denise Boyd	V M	24/10	2.10.7	Karen Hillier	S A	7/11
53.2	Michelle Baumgartner	V Laun	23/1	2.10.7	Katrina Camp	S A	6/2
53.36	Michelle Baumgartner	M	21/2	2.10.80	Sharon Dalton	N S	13/3
53.44	Leanne Evans	Q Rome	6/9	2.10.86	Stacey Atterton	N S	23/1
53.3	Jennine White	W P	27/2	2.10.89	Lisa O'Connell	V M	21/2
53.64	Terri Cater	V M	21/2	2.10.8	Kelley McDonald	A C	5/12
53.5	Debbie Flintoff	V M	23/1	2.10.8	Christianne Cowden	W P	10/2
53.78	Sally Oakley	T B	18/3	JUNIORS			
53.95	Gail Millar	T A	13/3	2.07.5	Jodie Nykvist	Q B	19/12
54.15	Glenda Hall	N B	13/12	2.10.09	Helen Pynor	N S	13/3
54.21	Carolyn Byles	S A	20/2	2.10.57	Anna Schaefer	N S	13/3
54.22	Cherie Green	N S	6/2	2.10.6	Jodi Billich	W P	10/2
54.5	Sandra Speers	T H	1/3	2.10.7	Sandra Speers	T H	1/2
54.65	Marian O'Shaughnessy	V M	14/1	2.10.7	Katrina Camp	S A	6/2
54.8	Heather Barralet	Q B	20/2	2.10.80	Sharon Dalton	N S	13/3
55.0	Penny Gillies	N S	19/12	2.10.89	Lisa O'Connell	V M	21/2
55.21	Sharon Ellis	Q B	2/10	2.10.8	Kelley McDonald	A C	5/12
55.1	Claire Stoneham	V M	6/2	2.10.8	Christianne Cowden	W P	10/2
55.2	Kerry Johnson	Q B	1/11	2.10.92	Michelle Lyons	Q B	13/12
55.38	Kathie Welsh	N B	18/3	2.11.0	Barbara Buck	W P	27/2
55.38	Wendy Oliver	S B	18/3	1,500 METRES			
55.39	Melissa Babbage	N S	7/11	4.19.8	Jodie Nykvist	Q B	20/2
55.3	Debbie Cooper	V M	6/2	4.20.80	Sharon Dalton	N B	20/3
55.4	Colleen Pekin	W P	19/12	4.20.83	Jodie Nykvist	B	20/3
55.4	Glynis Nunn	Q/S A	13/2	4.21.3	Carolyn Schuwallow	V M	12/2
unconfirmed				4.22.0	Terri Cater	V M	17/11
52.6	Denise Boyd	V M	2/3	4.22.24	Deidre Lonergan	W B	20/3
JUNIORS				4.22.7	Daphne Stevens	Q B	21/2
53.3	Jennine White	W P	27/2	4.23.41	Jodie Nykvist	B	12/12
54.15	Glenda Hall	N B	13/12	4.23.72	Jodie Nykvist	B	18/3
54.21	Carolyn Byles	S A	20/2	4.23.9	Megan Sloane	V M	21/2
54.5	Sandra Speers	T H	1/3	4.24.7	Julie Ioppolo	W P	7/3
55.21	Sharon Ellis	Q B	2/10	4.24.80	Rhonda Mallinder	V B	20/3
55.1	Claire Stoneham	V M	6/2	4.25.2	Chris Canning	Q B	30/1
55.2	Kerry Johnson	Q B	1/11	4.25.45	Michelle Lyons	Q B	18/3
55.39	Melissa Babbage	N S	7/11	4.25.98	Jenny Green	Q B	4/10
55.84	Maree Holland	N B	13/12	4.26.14	Alison Quelch	N B	20/3
56.2	Lisa O'Connell	V M	20/2	4.27.48	Tania Adams	N B	18/3
800 METRES				4.27.76	Anne Lord	V B	4/10
2.00.56	Terri Cater	V Rome	5/9	4.28.2	Lisa O'Dea Martin	S Eugene	6/6
2.01.1	Michelle Baumgartner	M	11/2	4.28.69	Kristina Wood	N B	18/10
2.01.2	Terri Cater	M	14/11	4.29.65	Helen Pynor	N B	12/12
2.01.8	Terri Cater	B	3/1	4.29.8	Heather Barralet	Q B	3/1
2.02.0	Michelle Baumgartner	M	30/1	4.30.43	Janis Hams	S A	20/2
2.02.1	Terri Cater	M	8/12	4.31.0	Anne Leaney	V M	11/2
2.02.1	Michelle Baumgartner	M	19/1	4.31.27	Anne Reeve	N Walnut	26/4
2.02.43	Terri Cater	M	20/2	4.31.30	Kathy Wilkinson	V B	4/10
2.02.6	Michelle Baumgartner	A	13/3	4.31.54	Judy Daly	S A	20/2
2.02.86	Terri Cater	Christch	23/1	4.31.69	Maureen Moyle	S A	20/2
2.02.9	Terri Cater	M	14/1	JUNIORS			
2.03.58	Heather Barralet	Q B	21/3	4.19.8	Jodie Nykvist	Q B	20/2
2.06.1	Penny Gray	T H	1/2	4.20.80	Sharon Dalton	N B	20/3
2.06.44	Julie Schwass	N B	21/3	4.21.3	Carolyn Schuwallow	V M	12/2
2.06.57	Daphne Stevens	Q B	21/3	4.25.45	Michelle Lyons	Q B	18/3
2.07.5	Jodie Nykvist	Q B	19/12	4.27.48	Tania Adams	N B	18/3
2.08.18	Marian O'Shaughnessy	V Zurich	19/8	4.28.69	Kristina Wood	N B	18/3
2.08.2	Gail Millar	T H	1/3	4.29.65	Helen Pynor	N B	12/12

4.31.0	Anne Leaney	V M	11/2
4.32.06	Wendy Walton	V M	20/2
4.32.6	Karen Fischer	Q B	6/3
4.33.0	Tania Turney	V M	23/1
4.33.37	Cathy Borg	N B	12/12

1 MILE

4.45.3	Terri Cater	V M	17/12
4.47.5	Carolyn Schuwallow	V M	17/12
4.50.8	Judy Daly	S A	11/1
4.51.1	Desiree Letherby	S A	11/1
4.53.4	Karen Hillier	S A	7/10
4.55.1	Janis Hams	S A	13/3
4.55.54	Theresa Walsh	N S	19/12
4.55.7	Maureen Moyle	S A	11/1
4.55.9	Anne Lord	V M	17/12
4.55.9	Tania Turney	V M	17/12
4.58.0	Megan Sloane	V M	17/12
4.58.5	Donna Gould	S A	13/3

3,000 METRES

9.18.2	Megan Sloane	V M	20/2
9.20.99	Megan Sloane	B	21/3
9.21.88	Rhonda Mallinder	V B	21/3
9.22.4	Lisa O'Dea Martin	S Berk	17/5
9.25.75	Carolyn Schuwallow	V M	14/1
9.26.98	Lisa O'Dea Martin	Corval	2/5
9.28.89	Megan Sloane	M	14/1
9.29.21	Lisa O'Dea Martin	Corval	8/5
9.29.29	Desiree Letherby	S M	14/1
9.29.9	Lisa O'Dea Martin	Austin	30/5
9.34.19	Allison Quelch	N B	21/3
9.36.1	Janis Hams	S A	17/2
9.37.0	Anne Lord	V M	31/10
9.37.4	Maureen Moyle	S A	3/3
9.39.0	Deirdre Lonergan	W P	20/2
9.39.94	Theresa Walsh	N S	31/10
9.41.1	Judy Daly	S A	20/12
9.41.8	Coral Jelleff	V M	20/2
9.43.0	Tania Turney	V M	8/12
9.48.0	Julie Ioppolo	W P	13/2
9.48.62	Jenny Ganzevoort	N M	14/1
9.48.76	Jenny Green	Q B	21/3
9.50.2	Jodie Nykvist	Q B	14/11
9.50.2	Karen Fischer	Q B	21/2
9.51.84	Kerith Duncanson	N B	21/3
9.53.1	Donna Gould	S A	3/3
9.55.0	Cathy Jones	Q B	31/1
9.57.8	Sally Pierson	V M	31/1
9.59.0	Joan Cameron	V M	8/12
9.59.10	Helen Wakeman	N S	31/10

JUNIORS

9.25.75	Carolyn Schuwallow	V M	14/1
9.43.0	Tania Turney	V M	8/12
9.48.62	Jenny Ganzevoort	N M	14/1
9.50.2	Jodie Nykvist	Q B	14/11
9.50.2	Karen Fischer	Q B	21/2
9.51.84	Kerith Duncanson	N B	21/3
9.53.1	Donna Gould	S A	3/3
9.55.0	Cathy Jones	Q B	31/1
9.59.10	Helen Wakeman	N S	31/10
10.01.3	Sharon Dalton	N S	18/10
10.01.4	Kristina Wood	N C	7/3
10.02.57	Tania Adams	N S	20/12

5,000 METRES

16.35.1	Megan Sloane	V M	17/11
16.44.4	Anne Lord	V M	17/11
16.59.4	Coral Jelleff	V M	17/11
17.07.44	Jenny Ganzevoort	N Christch	23/1
17.10.5	Rhonda Mallinder	V M	17/11
17.18.0	Joan Cameron	V M	17/11
18.00.5	Kerrin Turney	V M	17/11

10,000 METRES

34.12.0	Megan Sloane	V M	15/12
34.34.77	Desiree Letherby	S A	7/10
34.40.0	Sally Pierson	V M	15/12
36.15.98	Sharon Milne	S A	7/10
36.58.0	Dot Browne	V M	15/12
37.16.0	Jillian Pratten	A M	15/12
37.45.0	Kerryn Turney	V M	15/12
38.07.0	Coral Barker	V M	15/12

MARATHON

2.42.12.0	Jackie Turney	V M	18/10
2.43.03.0	Rosemary Longstaff	A Boston	20/4
2.46.48.0	Rosemary Longstaff	S Werr	25/7
2.47.24.0	Ngairu Drake	V Tokyo	23/1
2.48.00.0	Barbara Byrnes	V M	22/11
2.48.37.0	Penny Waters	N S Werr	25/7
2.49.07.0	Rosemary Longstaff	S	/5
2.49.25.0	Jackie Turney	S Werr	25/7
2.49.36.0	Desiree Letherby	S A	14/6
2.50.09.0	Penny Waters	Holsw	14/6
2.51.46.0	Shane Barrett	Q C	12/4
2.52.38.0	Megan Sloane	V S Werr	23/5
2.52.48.0	Jenny Walker	N Hamil	17/10
2.53.57.0	Jillian Pratten	A M	18/10
2.54.38.0	Dot Browne	V M	18/10
2.55.55.0	Tess Bell	N S	/5
2.58.00.0	Lavinia Petrie	V S Werr	23/5
2.58.33.0	Margaret Reddan	Q B	30/8
2.59.46.0	Susan Hill	N S	/5
3.00.40.0	Rhonda Bushby	Q B	21/6
3.01.44.0	Suzanne Roxburgh	A C	12/4
3.04.36.45	Deborah Niedzwiecki	W Albany	22/11
3.04.52.0	Coral Barker	V M	18/10
3.06.10.0	Kerrie Carroll	N Holsw	14/6
3.06.26.0	Kerryn Turney	V M	18/10
3.07.16.9	Margaret Smith	N S	/5
3.07.53.0	R. Martin	N S	/5
3.08.52.0	Barbara Fay	V S	/5
3.09.03.0	Julie Mulins	W P	7/6
3.10.23.0	Sue Cathcart	V M	18/10

unconfirmed

3.05.08.0	Alison Coleman	Q	
-----------	----------------	---	--

100 METRES HURDLES

13.48	Penny Gillies	M Colog	23/8
13.59	Penny Gillies	Rome	5/9
13.61	Penny Gillies	Kob	26/8
13.69	Penny Gillies	Zunch	19/8
13.81	Glynis Nunn	Q/S B	21/3
13.84	Glynis Nunn	A	13/3
13.88	Jane Fleming	V B	20/3
13.89	Glynis Nunn	B	3/10
13.89	Glynis Nunn	A	7/2
13.89	Robyne Strong	V A	13/3
13.7	Jayne Beasley	W P	27/2
13.9	Eileen Hindie	W P	27/2
14.23	Jenny Low	Q B	21/3
14.32	Helen Davey	Q S	17/1
14.40	Lyndal Garling	N B	21/3
14.45	Kathy Lee	A A	7/2
14.2	Gayle Anderson	V M	12/12
14.48	Cheryl Boswell	S A	27/2
14.51	Janelle Breen	N B	20/3
14.3	Carolyn Hart	W P	27/2
14.57	Jenny Stewart	N B	21/3
14.58	Jocelyn Millar	T B	18/3
14.66	Anne Stevenson	N B	20/3
14.5	Belinda Pittman	Q B	5/12
14.82	Jackie Olnr	S A	7/2
14.6	Chris Stanton	W P	27/2
14.88	Katrina Harders	Q B	3/10
14.88	Ann White	W B	13/12
14.90	Debbie Bloomfield	N S	6/2

14.7	Nicole Gibson	W	C	27/2	62.54	Anna Schaefer	N	B	21/3
14.97	Nadia Strykowski	N	Tel-Aviv	14/7	63.6	Marea Eccles	V	M	31/10
	wind assisted				63.8	Jennifer Casey	W	P	21/11
13.31	Glynis Nunn	B		21/3	64.0	Chris Cole	W	P	6/3
13.62	Robyne Strong	Hamil		26/1	64.3	Diane Allen	S	A	7/11
13.6	Jayne Beasley	P		6/2	64.49	Suzanne Lawton	N	S	13/3
13.86	Jenny Low	B		21/3	64.4	Susan Robinson	V	M	12/12
13.95	Lyndal Garling	B		21/3	64.64	Penny Robson	N	S	14/2
13.8	Eileen Hindle	P		20/2	64.67	Sandra Iuliano	V	M	20/2
14.0	Carolyn Hart	P		6/2	65.13	Pam Franke	Q	B	13/12
14.1	Kathy Lee	C		27/1	65.15	Jackie Olnier	S	A	20/2
14.35	Janelle Breen	B		12/12					
14.45	Jenny Stewart	B		21/3					
14.49	Jocelyn Millar	B		21/3					
14.51	Anne Stevenson	B		12/12					
14.4	Sally Hamilton	W	P	5/12					

JUNIORS

13.88	Jane Fleming	V	B	20/3	45.27	Victoria	B		21/3
13.7	Jayne Beasley	W	P	27/2	45.51	South Australia	B		21/3
14.51	Janelle Breen	N	B	20/3	46.50	New South Wales	B		21/3
14.66	Anne Stevenson	N	B	20/3	46.4	Composite Team	V	M	28/11
14.5	Bellinda Pittman	Q	B	5/12	46.62	Queensland	B		21/3
14.82	Jackie Olnier	S	A	7/2	46.86	Victorian Junior Team	B		20/3
14.88	Ann White	W	B	13/12	47.24	NSW Junior Team	B		20/3
14.8	Sharon Binning	W	P	28/11	47.48	Tasmania	B		21/3
14.9	Donna Drury	V	M	16/11	47.93	Queensland Schools	B		12/12
14.9	Maree Allenby	Q	B	31/10	47.96	NSW Schools	B		12/12
14.9	Diane Olsen	Q	B	31/10					
15.15	Nicole Boegman	N	S	5/12					
	wind assisted								
13.6	Jayne Beasley	P		6/2					
14.35	Janelle Breen	B		12/12					
14.51	Anne Stevenson	B		12/12					
14.5	Ann White	P		6/2					

400 METRES HURDLES

56.43	Debbie Flintoff	V	B	21/3	3.37.27	Oceania Team	Rome		5/9
57.02	Lyn Foreman	W	B	21/3	3.40.58	Victoria	B		20/3
57.36	Debbie Flintoff	M		14/1	3.41.30	Tasmania	B		20/3
57.42	Lyn Foreman	B		20/3	3.42.47	NSW Junior Team	B		21/3
57.51	Lyn Foreman	Rome		4/9	3.43.68	Victorian Junior Team	B		21/3
57.5	Lyn Foreman	P		31/10	3.45.35	New South Wales	B		20/3
57.63	Lyn Foreman	Kob		26/8	3.46.15	South Australia	B		20/3
57.6	Lyn Foreman	P		13/3	3.48.53	NSW Schools	B		13/12
57.7	Lyn Foreman	P		7/3	3.49.80	Q'ld Junior Team	B		21/3
57.95	Debbie Flintoff	M		20/2	3.51.39	Tas. Junior Team	B		21/3
57.9	Debbie Flintoff	M		9/3					
58.1	Debbie Cooper	V	M	9/3					
58.6	Marian O'Shaughnessy	V	M	9/3					
58.7	Glynis Nunn	Q/S	A	6/3					
59.29	Stacey Atterton	N	B	21/3					
60.00	Barbara Stockton	N	B	21/3					
60.24	Marianne Hardstaff	T	B	20/3					
61.69	Lyndal Garling	N	S	7/1					
61.80	Cathie Wilson	V	B	13/12					
61.87	Jenny Stewart	N	S	14/2					
61.98	Chris Godlewski	N	S	7/2					
62.0	Kerry Regan	S	A	6/3					
62.35	Lynley Longstaff	S	A	21/2					
62.54	Anna Schaefer	N	B	21/3					
62.9	Karen Laycock	Q	B	18/10					
63.22	Jenny Low	Q	B	4/10					
63.1	Kerri Soanes	V	M	7/1					
63.24	Lesley Richards	N	S	23/1					
63.27	Eileen Hindle	W	B	20/3					
63.40	Vicki Goodall	Q	B	20/3					
63.6	Marea Eccles	V	M	31/10					
63.8	Jennifer Casey	W	P	21/11					
63.94	Nicole Gibson	W	S	14/1					
63.9	Barbara Wilmott	V	M	7/1					

JUNIORS

61.80	Cathie Wilson	V	B	13/12					
-------	---------------	---	---	-------	--	--	--	--	--

4 x 100 METRES RELAY

45.27	Victoria	B		21/3					
45.51	South Australia	B		21/3					
46.50	New South Wales	B		21/3					
46.4	Composite Team	V	M	28/11					
46.62	Queensland	B		21/3					
46.86	Victorian Junior Team	B		20/3					
47.24	NSW Junior Team	B		20/3					
47.48	Tasmania	B		21/3					
47.93	Queensland Schools	B		12/12					
47.96	NSW Schools	B		12/12					

4 x 400 METRES RELAY

3.37.27	Oceania Team	Rome		5/9					
3.40.58	Victoria	B		20/3					
3.41.30	Tasmania	B		20/3					
3.42.47	NSW Junior Team	B		21/3					
3.43.68	Victorian Junior Team	B		21/3					
3.45.35	New South Wales	B		20/3					
3.46.15	South Australia	B		20/3					
3.48.53	NSW Schools	B		13/12					
3.49.80	Q'ld Junior Team	B		21/3					
3.51.39	Tas. Junior Team	B		21/3					

3,000 METRES WALK

13.02.71	Sally Pierson	V	M	21/2					
13.10.0	Sue Cook	V	S	13/3					
13.11.11	Sue Cook	N	M	21/2					
13.20.6	Sue Cook	C		10/2					
13.24.8	Sally Pierson	M		23/1					
13.26.8	Sue Cook	C		27/1					
13.30.8	Sally Pierson	M		19/12					
13.54.4	Sally Pierson	M		24/10					
14.04.6	Sue Cook	M		19/12					
14.05.0	Anne Ryan	N	S	23/1					
14.10.5	Lorraine Young	V	M	23/1					
14.12.7	Rachel Thompson	N	S	21/2					
14.28.9	Frances Toohey	V	M	19/12					
14.34.7	Tanya Clarke	N	S	17/10					
14.35.8	Pauline Langley	N	S	17/10					
14.40.8	Sue Narbey	W	P	5/12					
14.48.70	Lisa Harrison	N	S	31/10					
14.53.2	Yvonne Waters	V	M	10/10					
14.54.0	Anne Miller	V	S	13/3					
14.55.0	Bronwen Thompson	N	S	23/1					
14.56.6	Sarah Miller	V	M	7/11					
15.08.0	D. Brazel	S	A	20/12					
15.09.9	Robyn Webster	V	M	10/10					
15.10.0	Kerry Saxby	N	S	21/2					
15.13.16	Roseanne Smith	V	B	18/3					
15.16.4	Penny Urquhart	Q	B	21/2					
15.18.55	Louise Nicholson	V	B	18/3					
15.23.1	Teresa Buckingham	V	M	8/12					
15.26.2	Sheila Miller	V	M	19/12					
15.28.6	Judy Johnson	A	C	7/1					
15.31.0	Joanne Pallier	N	S	14/11					
15.44.3	Lisa Mathers	N	S	17/10					

JUNIORS

14.28.9	Frances Toohey	V	M	19/12					
14.34.7	Tanya Clarke	N	S	17/10					
14.40.8	Sue Narbey	W	P	5/12					




OTIS
are proud to be
associated with
young Australians
through amateur sport

OTIS

lifts, escalators & trav-o-lators

WITH YOU ALL THE WAY



OT 5114

14.48.70	Lisa Harrison	N S	31/10
14.55.0	Bronwen Thompson	N S	23/1
14.56.6	Sarah Miller	V M	7/11
15.09.9	Robyn Webster	V M	10/10
15.13.16	Roseanne Smith	V B	18/3
15.16.4	Penny Urquhart	Q B	21/2
15.18.55	Louise Nicholson	V B	18/3
15.23.1	Theresa Buckingham	V M	8/12
15.31.0	Joanne Pallier	N S	14/11

5,000 METRES WALK

t - denotes track

22.15.0	Sally Pierson	V M	27/1
22.53.1	Sue Cook	V C	7/6
23.03.6t	Sally Pierson	M	6/2
23.07.0	Sally Pierson	M	27/6
23.09.0	Sally Pierson	C	7/6
23.11.0	Sally Pierson	M	20/6
23.14.0	Sally Pierson	M	23/5
23.14.62t	Sally Pierson	B	21/3
23.17.0	Sally Pierson	M	25/4
23.29.0	Sally Pierson	M	30/5
24.02.0	Lorraine Young	N Rich	15/8
24.34.1	Rachel Thompson	N Rich	15/8
24.34.8	Anne Ryan	N C	7/6
25.13.7	Lisa Harrison	N C	7/6
25.20.0	Tanya Clarke	N S	2/5
25.25.0	Sheila Miller	V M	30/5
25.30.0	Anne Miller	V C	2/5
25.34.0	Lillian Harpur	S RegPk	23/5
25.38.0	Sarah Miller	V M	25/4
25.45.0	Debbie Robertson	V M	17/5
25.47.7t	Sue Narbey	W P	13/2
26.09.7t	Frances Toohey	V M	7/2
26.11.2	Bronwen Thompson	N Rich	15/8
26.14.0	Roseanne Smith	V C	7/6
26.37.9t	Judy Johnson	A C	28/2
26.47.9t	Penny Urquhart	Q B	31/1
26.48.0	Marcia Egan	V M	31/5
26.49.0	Kerry Arkins	N Rich	15/8
26.54.0	Kathy Gilbert	N C	7/6
27.01.0	Jackie Bonneyman	V M	17/5
27.09.0t	Anita Gori	Q B	31/1
27.46.8t	Louise Nicholson	V M	7/2
27.49.0	T. Peters	N Rich	15/8

HIGH JUMP

1.88	Chris Stanton	W Colog	23/8
1.88	Katrina Gibbs	N B	21/3
1.87	Chris Stanton	P	27/9
1.86	Chris Stanton	Rome	4/9
1.86	Vanessa Browne	W B	21/3
1.85	Katrina Gibbs	C	6/3
1.85	Vanessa Browne	A	13/3
1.84	Vanessa Browne	A	7/2
1.84	Chris Stanton	B	21/3
1.83	Vanessa Browne	M	14/1
1.83	Katrina Gibbs	S	6/2
1.83	Vanessa Browne	M	9/3
1.83	Chris Stanton	P	6/3
1.81	Deann Bopf	Q B	20/2
1.80	Cathy Lee	S A	20/12
1.80	Sharon Barber	S A	20/12
1.79	Jenny Talbot	V M	28/11
1.79	Robyn Sluyters	A B	13/12
1.79	Tracey Hinde	Q B	13/12
1.79	Jocelyn Millar	T B	19/3
1.78	Joanne Sweetman	N B	3/10
1.78	Karlene Dennis	Q B	3/10
1.78	Tanya Thomas	Q B	13/12
1.78	Sandra Moran	S B	21/3
1.77	Helen Merriman	N S	7/2
1.77	Katrina Harders	Q B	19/3
1.76	Lisa McHarg	N S	17/9

1.76	Debbie Boyce	S A	1/11
1.76	Elizabeth Dare	W P	7/3
1.75	Joanne Gracey	Q B	1/11
1.75	Jane Steinfors	V M	7/11
1.75	Catherine Sharpe	N B	13/12
1.75	Marjorie Johns	V C	7/3
1.74	Amanda Thomas	N B	12/12
1.74	Lisa Rutter	N S	20/12
1.74	Jane Fleming	V B	19/3

JUNIORS

1.80	Sharon Barber	S A	20/12
1.79	Jenny Talbot	V M	28/11
1.79	Robyn Sluyters	A B	13/12
1.79	Tracey Hinde	Q B	13/12
1.78	Tanya Thomas	Q B	13/12
1.76	Debbie Boyce	S A	1/11
1.76	Elizabeth Dare	W P	7/3
1.75	Joanne Gracey	Q B	1/11
1.75	Catherine Sharpe	N B	13/12
1.74	Amanda Thomas	N B	12/12
1.74	Lisa Rutter	N S	20/12
1.74	Jane Fleming	V B	19/3

LONG JUMP

6.60	Linda Garden	N S	13/3
6.58	Linda Garden	Kob	26/8
6.55	Robyne Strong	V A	11/1
6.41	Robyne Strong	M	19/12
6.41	Linda Garden	S	19/12
6.40	Robyne Strong	A	7/2
6.40	Robyne Strong	A	13/3
6.37	Linda Garden	S	30/12
6.36	Glynis Nunn	Q/S A	6/3
6.34	Robyne Strong	M	12/12



Aquila

Steel Company

Ltd

**MANUFACTURERS AND SUPPLIERS OF
STEEL REINFORCEMENTS**

WORKS AND SALES OFFICE:

2 KYLE ROAD, NORTH ALTONA, 3025

PHONE: 391 2955

6.13	Jayne Beasley	W B	21/3	12.33	Leanne Dorling	V C	17/1
6.12	Chris Stanton	W Kob	26/8	12.24	Jenny Gordon	T H	1/2
6.07	Anne Divito	S A	7/11	12.21	Pam Mountfield	N S	14/2
6.05	Nicole Boegman	N B	21/3	12.19	Sally Penson	S A	7/2
6.01	Bridgette Mullen	V M	13/3	12.12	Robyn May	V M	20/2
5.83	Chris Booth	N S	13/2	12.06	Gail Millar	T H	1/2
5.81	Diana Groves	V M	23/1	12.04	Chris Stanton	W P	6/2
5.77	Katrina Harders	Q B	19/3	11.94	Jennifer Irwin	W B	12/1/2
5.76	Sandra Priestley	Q B	29/10	11.91	Jenine Sunderland	N S	15/9
5.74	Jocelyn Millar	T H	9/1	11.85	Heidi Ehmman	N S	6/2
5.71	Amanda Thomas	N B	19/3	11.74	Jeannette Kieboom	S H	1/2
5.70	Chris Knox	N S	3/2				
5.70	Jane Fleming	V M	10/1				
5.66	Megan McLean	V C	5/12	12.96	Ines Livich	W P	27/2
5.66	Kathryn Hale	S B	21/3	12.36	Greta Larsen	S H	1/2
5.65	Denise Owen	V M	14/11	12.33	Leanne Dorling	V C	17/1
5.64	Pat Synon	V M	12/12	12.21	Pam Mountfield	N S	14/2
5.63	Jenny Baird	V M	7/11	12.12	Robyn May	V M	20/2
5.63	Helen Searle	N S	28/11	11.94	Jennifer Irwin	W B	12/1/2
5.62	Phillippa Mowbray	W B	13/12	11.91	Jenine Sunderland	N S	15/9
5.62	Gillian Dalton	T H	13/2	11.85	Heidi Ehmman	N S	6/2
5.61	Rosemary Langley	N S	7/2	11.66	Judy Clark	V M	16/1
	wind assisted			11.65	Jackie Meier	N S	28/1/1
6.80	Linda Garden	B	20/3	11.25	D. Pickett	T H	1/2
6.19	Jayne Beasley	P	13/3	11.20	J. Button	N S	17/9
5.93	Jocelyn Millar	B	19/3				
5.84	Sue Langman	N S	14/2				
5.76	Julie Hooper	T H	7/11				
5.76	Kathryn Hale	B	12/12				
5.73	Julie Worsford	W B	12/12				

JUNIORS

6.13	Jayne Beasley	W B	21/3
6.05	Nicole Boegman	N B	21/3
6.01	Bridgette Mullen	V M	13/3
5.76	Sandra Priestley	Q B	29/10
5.71	Amanda Thomas	N B	19/3
5.70	Jane Fleming	V M	10/1
5.66	Megan McLean	V C	5/12
5.66	Kathryn Hale	S B	21/3
5.62	Phillippa Mowbray	W B	13/12
5.62	Gillian Dalton	T H	13/2
5.61	Kylie Coombe	Q B	6/2
5.59	Janelle Spradley	N S	6/2

JUNIORS

6.19	Jayne Beasley	P	13/3
5.80	Kylie Coombe	B	21/3
5.76	Julie Hooper	T H	7/11
5.76	Kathryn Hale	B	12/12
5.73	Julie Worsford	W B	12/12
5.71	Sandra Derby	W B	13/12

SHOT PUTT

16.20	Bev Francis	V M	17/10
16.07	Bev Francis	M	31/10
15.85	Bev Francis	M	24/10
15.74	Bev Francis	M	20/2
15.33	Bev Francis	B	21/3
14.93	Chris Schultz	V M	16/1
14.71	Pat donnelly	V M	3/12
14.70	Chris Schultz	M	6/2
14.67	Chris Schultz	M	5/12
14.67	Pat Donnelly	M	23/1
14.45	Andrina Rovis-Herman	W C	31/10
13.68	Julianne Carlile	N B	21/3
13.18	Vicki Jackson	V M	6/2
12.98	Pam Matthews	V M	12/12
12.96	Ines Livich	W P	27/2
12.87	Margaret Hamley	N S	6/2
12.84	Glynis Nunn	Q/S B	2/10
12.69	Astra Etienne	V B	21/3
12.68	Heidi Wittesch	S A	A 6/3
12.52	Leanne Dennis	N S	17/1
12.36	Greta Larsen	S H	1/2

JUNIORS

12.96	Ines Livich	W P	27/2
12.36	Greta Larsen	S H	1/2
12.33	Leanne Dorling	V C	17/1
12.21	Pam Mountfield	N S	14/2
12.12	Robyn May	V M	20/2
11.94	Jennifer Irwin	W B	12/1/2
11.91	Jenine Sunderland	N S	15/9
11.85	Heidi Ehmman	N S	6/2
11.74	Jeannette Kieboom	S H	1/2

DISCUS THROW

51.00	Andrina Rovis-Herman	W C	13/3
50.98	Andrina Rovis-Herman	C	7/11
50.44	Andrina Rovis-Herman	P	19/1/2
50.05	Andrina Rovis-Herman	C	6/2
50.02	Andrina Rovis-Herman	C	10/2
49.46	Andrina Rovis-Herman	A	20/2
49.30	Andrina Rovis-Herman	C	27/1
49.14	Andrina Rovis-Herman	C	24/10
48.76	Andrina Rovis-Herman	B	21/3
48.40	Chris Schultz	V M	6/10
47.86	Bev Francis	V M	17/10
47.46	Ines Livich	W P	23/1
47.40	Heidi Wittesch	S A	14/11
45.30	Pam Mountfield	N S	17/1
44.28	Sally Penson	S A	14/1/1
44.28	Astra Etienne	V B	21/3
43.68	Pat Donnelly	V M	28/1/1
43.66	Leanne Dennis	N A	20/2
43.54	Jenine Sunderland	N S	17/9
42.50	Claire Mills	S A	15/10/0
42.42	Heidi Ehmman	N S	7/2
42.20	Heike Forth	N S	23/1
41.98	Judy Clark	V M	16/1
40.22	Sue Reinward	V M	21/2
39.90	Sally Flynn	S A	1/1/1
39.74	Renate Eykel	N S	13/2
39.64	Una Lund	Q B	23/1
39.50	Julie Preston	V M	23/1
39.50	J. Amos	N C	7/3
39.18	Vicki Jackson	V M	21/2
39.00	Sharon Clarke	N S	7/2
38.56	Amanda Thomas	N S	14/2
38.16	Leah Sharpe	N S	18/10

JUNIORS

47.46	Ines Livich	W P	23/1
45.30	Pam Mountfield	N S	17/1
43.54	Jenine Sunderland	N S	17/9
42.50	Claire Mills	S A	15/10/0
42.42	Heidi Ehmman	N S	7/2
41.98	Judy Clark	V M	16/1
39.90	Sally Flynn	S A	1/1/1
39.50	Julie Preston	V M	23/1
39.50	J. Amos	N C	7/3
39.00	Sharon Clarke	N S	7/2
38.56	Amanda Thomas	N S	14/2
38.16	Leah Sharpe	N S	18/10

JAVELIN THROW

69.28	Petra Rivers	V B	20/3
61.54	Petra Rivers	Rome	6/9
61.52	Petra Rivers	London	31/8
61.42	Sue Howland	Q Kob	28/8
60.92	Petra Rivers	M	13/3
60.82	Sue Howland	Lage	10/7
60.00	Sue Howland	London	31/8
59.18	Sue Howland	Hamb	12/9
59.02	Sue Howland	Rhede	7/8
58.46	Pam Matthews	V M	31/10
55.80	Jeanette Kieboom	S H	1/2
49.38	Tracey Oliver	V M	31/10
48.96	Vicki Harwood	T H	1/2
48.60	Lyndal Kennedy	N B	18/3
48.02	Margaret Phillpott	N S	20/1
47.46	Sally Wijesundra	W B	18/3
46.24	Leanne Dennis	N S	18/1
46.02	Julie Bates	Q B	2/10
45.50	Mary Thomas	N S	9/12
44.98	Cathy Wilkinson	S B	20/3
44.12	Jeanette Boyce	S B	18/3
43.24	Bev Francis	V M	20/2
43.12	Pam Mountfield	N S	17/10
42.96	Janet Bowles	V M	19/12
42.86	Marjorie Johns	V M	20/2
42.84	Melinda Cilento	S B	19/3
42.78	Margot Shaw	Q B	20/2
42.26	Jeanelle Cox	Q B	12/12
42.02	Chris Schultz	V M	14/1
41.14	Lisa McHarg	N S	17/9
41.12	Renate Eykel	N S	6/2
40.76	Sandra Moran	S A	20/2

JUNIORS

48.96	Vicki Harwood	T H	1/2
48.60	Lyndal Kennedy	N B	18/3
47.46	Sally Wijesundra	W B	18/3
46.02	Julie Bates	Q B	2/10
44.12	Jeanette Boyce	S B	18/3
43.12	Pam Mountfield	N S	17/10
42.84	Melinda Cilento	S B	18/3
42.78	Margot Shaw	Q B	20/2
42.26	Jeanelle Cox	Q B	12/12
40.58	Cherry Harvey	Q B	18/3
39.72	Nicole Symons	S A	20/2
39.68	Diane Nash	W P	25/10

HEPTATHLON

5,843a	Glynis Nunn	Q/S B	19/3
5,834a	Glynis Nunn	B	3/10
5,674a	Glynis Nunn	Christch	21/2
5,632	Glynis Nunn	A	30/1
5,575a	Glynis Nunn	Gotzis	24/5
5,555a	Jocelyn Millar	T B	19/3
5,402a	Katrina Harders	Q B	19/3
5,376	Katrina Harders	B	31/1
5,344a	Katrina Harders	Christch	21/2
5,260	Jocelyn Millar	H	14/2
5,253a	Jane Fleming	V B	19/3
5,105a	Amanda Thomas	N B	19/3
5,010a	Kylie Coombe	Q B	19/3
4,994	Gayle Anderson	V A	30/1
4,968a	Lesley Richards	N B	19/3
4,837	Michelle Robertson	Q B	31/1
4,815a	Wendy Smart	N S	20/12
4,813	Jackie Olnier	S A	30/1
4,719a	Cathy Dennis	T B	19/3
4,707a	Pam Mountfield	N B	19/3
4,690a	Lisa McHarg	N S	20/12
4,672	Karen Laycock	Q B	31/1
4,660a	Andrea Bramwell	V B	19/3
4,655	Jacinta Hunt	V M	10/1
4,640	Sharon Barber	S A	30/1

4,635	J. Hynes	Q B	31/1
4,585	Julie Worstford	W P	22/11
4,506	Anne Divito	S A	30/1
4,493a	Angela Alessandri	W B	13/12
4,468	Susan Robinson	V M	10/1
4,468	Julie McCullough	Q B	31/1
4,465a	Kerry Kristianson	N S	20/12

JUNIORS

5,253a	Jane Fleming	V B	19/3
5,105a	Amanda Thomas	N B	19/3
5,010a	Kylie Coombe	Q B	19/3
4,837	Michelle Robertson	Q B	31/1
4,813	Jackie Olnier	S A	30/1
4,719a	Cathy Dennis	T B	19/3
4,707a	Pam Mountfield	N B	19/3
4,660a	Andrea Bramwell	V B	19/3
4,655	Jacinta Hunt	V M	10/1
4,640	Sharon Barber	S A	30/1
4,635	J. Hynes	Q B	31/1
4,585	Julie Worstford	W P	22/11



P. & R. AIR CONDITIONING

ACCREDITED — EMAIL
WEATHERWALL DEALER

**2 GLADSTONE ROAD,
DANDENONG 3175**

(03) 791 5111

(03) 792 0409

SPECIALISTS FOR...

- QUALITY GAS DUCTED HEATING SYSTEMS ● WEATHERWALL HEAT PUMP AIRCONDITIONING
- WEATHERWALL AIR CONDITIONING EQUIPMENT ● CONSOLE SYSTEMS
- FASCIA SYSTEMS ● SPLIT DUCTING FOR YOUR HOME

**Contact: PETER WHELAN FOR
FOR FREE HOME SURVEY
OR CALL AT OUR SHOWROOM**

**Mon. to Fri. 9 a.m. to 5 p.m. —
Sat. 9 a.m. to noon**

See Australia's Sunshine State

By Queensland Rail.

Since most of Queensland lies within the tropics, the ideal way to see all of its varied delights is by comfortable air-conditioned train. Rail travel takes you right into the heart of Queensland's most beautiful country at an easy, relaxed pace.


The Sunshine Route.

Catch the Sunlander or Capricornian from Brisbane and settle back for a tour of discovery through a State of startling diversity. Each town, each city has its own peculiar charm. Farms give way to bushland and great plains, rugged ranges and tumbling falls. Rail — it's a laid-back, friendly way to see the best of a laid-back friendly State.

About your train.

Servicing the Sunshine route between Brisbane and North Queensland are the Capricornian to Rockhampton and the Sunlander to Cairns. Both are equipped with air-conditioning, first and second class sleeping and seating accommodation, and Club-car service.

In addition, the Sunlander has a full Dining-car service where three course meals and wine may be enjoyed.



TRAVEL THE TROPICS BY
 **QUEENSLAND
RAILWAYS**

A partner in
Queensland's
progress.
305 Edward Street,
Brisbane, Q. 4000

KCA 2386

XII COMMONWEALTH GAMES BRISBANE 1982

September 30 – October 9

PROGRAMME

ATHLETICS VENUE: QEII CENTRE

Sunday, October 3

9.00 am
Men Hammer Throw Qualifying (if necessary)
Women 100m Hurdles Heptathlon
Men 400m Heats
Women Shot Put Heptathlon
Women 400m Heats
Men 100m Heats
Women 100m Heats
Men 110m Hurdles Heats
Women High Jump Heptathlon
1.00 pm
Men Hammer Throw FINAL
Women Discus Qualifying
Men 400m Second Round Heats
Men 3000m Steeplechase Finals
Men 110m Hurdles Semi Finals
Women 3000m Heats (if necessary)
Men 100m Second Round Heats (if necessary)
Women 200m Heptathlon
Men 10000m FINAL
Women 400m Semi Finals

Monday, October 4

10.00 am
Women Long Jump Heptathlon
Men 100m Decathlon
Men Long Jump Decathlon
Women Javelin Throw Heptathlon
Men 400m Semi Finals
Men Shot Put Decathlon

2.30 pm

Women 100m Semi Finals
Men 110m Hurdles FINALS
Men 100m Semi Finals
Men High Jump Decathlon
Women 400m FINAL
Men 3000m Steeplechase FINAL
Women Discus Throw FINAL
Men 100m FINAL
Men 400m FINAL
Women 100m FINAL
Women 3000m FINAL
Women 800m Heptathlon
Men 400m Decathlon

Tuesday, October 5

9.00 am
Men 110m Hurdles Decathlon
Men High Jump Qualifying
Men Discus Throw Decathlon
Men 800m Heats (if necessary)
Women 400m Hurdles Heats
Men 400m Hurdles Heats
Men Pole Vault Decathlon
Men 200m Heats
Women 200m Heats

1.30 pm

Men 200m Second Round Heats
Women 800m Heats
Women 200m Semi Finals
Men Javelin Throw Decathlon
Men 800m Semi Finals
Men 400m Hurdles Semi Finals
Women Shot Put FINAL
Women 400m Hurdles Semi Finals
Men 1500m Decathlon
Men 5000m Heats

Thursday, October 7

7.00 am
Men 30km Road Walk FINAL
10.00 am
Men Discus Qualifying (if necessary)
Men Pole Vault Qualifying (if necessary)
Women High Jump Qualifying (if necessary)
Men Long Jump Qualifying
Women Long Jump Qualifying
2.00 pm
Women 100m Hurdles Heats
Men 400 Hurdles FINAL
Men High Jump FINAL
Women 400m Hurdles FINAL
Women Javelin Throw FINAL
Men 200m Semi Final
Women 800m FINAL
Men Long Jump FINAL
Women 200m FINAL
Men 800m FINAL
Men 200m FINAL
Men 5000m FINAL

Friday, October 8

7.00 am
Men Marathon FINAL
2.00 pm
Men 4 x 400m Relay Heats
Men Pole Vault FINAL
Women High Jump FINAL
Women 4 x 400m Relay Heats
Men Discus Throw FINAL
Men 1500m Heats
Women Long Jump FINAL
Women 100m Hurdles FINAL
Women 1500m Heats
Men 4 x 100m Relay Heats
Women 4 x 100m Relay Heats

Saturday, October 9

12.30 pm
Men Javelin Throw FINAL
Women 1500m FINAL
Men Triple Jump FINAL
Men 4 x 100m Relay FINAL
Women 4 x 100m Relay FINAL
Men Shot Put FINAL
Men 1500m FINAL
Men 4 x 400m Relay FINAL
Women 4 x 400m Relay FINAL

3.00 pm
CLOSING CEREMONY OF THE XII COMMONWEALTH GAMES



QUEENSLAND STADIUM

ABBREVIATIONS

Auck	Auckland, NZ	Leuv	Leuven, Belgium
Aust	Austin, USA	Linz	Linz, Austria
Ball	Ballarat	Lon	London, UK
Bas	Basel, Switzerland	LB	Long Beach, USA
Ben	Benalla	Lut	Lutry, Switzerland
Berg	Bergen, Norway	Mil	Milan, Italy
Bern	Berne, Switzerland	Mod	Modesto, USA
Bernn	Bernhausen, W. Germany	Mon	Montreal, Canada
Berl	Berlin, W. Germany	Mos	Moscow, USSR
Brus	Bussels, Belgium	Moss	Moss, Norway
Bun	Bunbury	New	Newcastle
Cab	Caboolture	Nice	Nice, France
Chr	Christchurch, NZ	Nij	Nijmegen, Holland
Col	Cologne, W. Germany	Ore	Orebo, Sweden
Copt	Copthall, UK	Oslo	Oslo, Norway
Corv	Corvallis, USA	Par	Paris, France
Cres	Cressy	Pisa	Pisa, Italy
CPt	Crib Point	Pors	Porsgrunn, Sweden
CP	Crystal Palace, UK	PC	Point Cook
Dall	Dallas, USA	Prag	Prague, Czechoslovakia
Dubbo	Dubbo	Rome	Rome, Italy
Duss	Dusseldorf, W. Germany	SD	San Diego, USA
El	Elizabeth	Seat	Seattle, USA
EP	El Paso, USA	Sitt	Sittard, Holland
EPI	Fmu Plains	Stan	Stanford, USA
Eug	Eugene, USA	Stut	Stuttgart, W. Germany
Flor	Florence, Italy	Syr	Syracuse, USA
Fred	Fredrikstad, Norway	TH	The Hague, Holland
Fuk	Fukuoka, Japan	Tok	Tokyo, Japan
Geel	Geelong	Trois	Troisdorf, W. Germany
Gotz	Gotzis, Austria	Troy	Troyes, France
Ham	Hamilton, NZ	Van	Vancouver, Canada
HH	Herne Hill	Varn	Varnamo, Sweden
KC	Kansa City, USA	Vax	Vaxjo, Sweden
Klag	Klagenfurt, Austria	Vill	Villaneuve d'Asq, France
Kob	Koblenz, W. Germany	Wal	Walnut, USA
		Well	Wellington, NZ
		WL	West London

Compiled by Paul Jenes ATFS