


**THE AMATEUR ATHLETIC
UNION OF AUSTRALIA**

**ALMANAC OF RECORDS
AND RESULTS**

1981

THIRTIETH YEAR OF ISSUE



Penny Gray (Tas.) and Marian O'Shaughnessy (Vic.) run the 4 x 400 m relay, won by Victoria with Tasmania third, 1981 Nationals.

THE AMATEUR ATHLETIC UNION OF AUSTRALIA

(Formerly the Amateur Athletic Union of Australasia)

Founded 1897

MEMBER OF THE INTERNATIONAL AMATEUR ATHLETIC FEDERATION

Affiliated with: Australian Olympic Federation
Australian Commonwealth Games Association
Confederation of Australian Sport

M E M B E R A S S O C I A T I O N S

A.A.A. of New South Wales	(Founded 1887)	
Victorian A.A.A.	(Founded 1891)	
Queensland A.A.A.	(Founded 1895)	
Tasmanian A.A.A.	(Founded 1902)	
South Australian A.A.A.	(Founded 1905)	Disbanded 1980
Western Australian A.A.A.	(Founded 1905)	Disbanded 1908 Reformed 1928 Disbanded 1979
New South Wales Women's A.A.A.	(Founded 1932)	
Queensland Women's A.A.A.	(Founded 1929)	Disbanded 1940 Reformed 1948
South Australian Women's A.A.A.	(Founded 1937)	Disbanded 1980
Tasmanian Women's A.A.A.	(Founded 1937)	Disbanded 1940 Reformed 1951
Victorian Women's A.A.A.	(Founded 1929)	
Western Australian Women's A.A.A.	(Founded 1936)	Disbanded 1942 Reformed 1946 Disbanded 1979
A.A. of Western Australia	(Founded 1979)	
Australian Capital Territory A.A.A.	(Founded 1980)	
A.A.A. of South Australia	(Founded 1980)	

HONORARY LIFE MEMBERS

(Elected by A.A.U. of A.)

(Elected by A.W.A.A.U.)

+ Hugh R. Weir, C.B.E. (1957)	Miss Gwen Bull (1962)
C. Ronald Aitken, C.B.E. (1965)	Miss Nell Gould, B.E.M. (1962)
Arthur J. Hodson, M.B.E. (1965)	Mrs. Doris Magee, A.M., M.B.E., (1962)
+ Norman G. Hutton (1965)	Miss Lillian Neville (1962)
Leonard B. Curnow, U.B.E. (1968)	Mrs. Mavis Ebzery, O.A.M. (1967)
+ Robert E. Graham, U.B.E. (1968)	Mrs. Maisie McQuiston, B.E.M. (1971)
F. Theo Treacy, U.B.E. (1969)	Mrs. Margaret Cahill (1972)
+ G. Soper (1969)	Mrs. Mabel Robinson, M.B.E. (1973)
C. Herbert Gardiner (1974)	Mrs. Joyce Bonwick (1978)
Thomas C. Blue (1980)	H. George Carruthers
+ Deceased	

DIRECTORY

Postal Address: 377 Little Collins Street, Melbourne, Vic., 3000

Telegrams: Amathunion, Melbourne

Telephone: National (03) 67 1319

International +61 3 67 1319

CONTENTS

RESULTS

AUSTRALIAN CHAMPIONSHIPS

Road Running Championships
Road Walking Championships
Cross Country Championships
Australian All Schools Cross Country Championships
Shell/Charles Hansen U/17 National Athletics Meet.
All Australian Sub Junior Match - Girls
Track and Field Championships - Men
Track and Field Championships - Women
Track and Field Championships - Junior Men
Track and Field Championships - Junior Women
Australian Marathon Results - Men and Women

AUSTRALIAN COMPETITORS IN INTERNATIONAL COMPETITION

World Championships
Manila International Marathon
President Marcos' Birthday Commemorative Marathon
Fukuoka Marathon
Vancouver Marathon
World Cross Country Championships

AUSTRALIAN TEAMS IN INTERNATIONAL COMPETITION

Moscow Olympics

RECORDS

Records
Australian Records superseded
Best on record for non record events
Australian Records outstanding

AUSTRALIAN RANKING LIST FOR 1979-80

Photographs in this Almanac have been supplied by Mr. John Punshon.

This Almanac has been compiled on behalf of the Amateur Athletic Union of Australia by the Honorary Statistician, Mr. Paul Jenés. Appreciated is expressed to the following people for regularly supplying Mr. Jenés with results:-

Bernie Cecins,	Fletcher McEwen	Jim Kolotchoff
Bruce Cook	Mike McLaughlin	Dave Cundy
Rod Griffin	John Masters	Everard Bartholomewz

CHAMPIONSHIPS OF AUSTRALIA 1980-81

ROAD RUNNING CHAMPIONSHIPS

MARATHON CHAMPIONSHIP FOR MEN

Conducted at Adelaide, S.A. on 27th July, 1980.

L. Whitty (N) 2.19.00; G. Wood (S) 2.20.26; J. Stanley (ACT) 2.22.43;
B. Morgan (N) 2.23.57; R. Lyons (Q) 2.24.06; C. Neave (ACT) 2.24.44.

Teams: N.S.W. 14 Points; Qld 27; A.C.T. 27; Vic 28; S.A. 34; W.A. 39

10,000 METRE ROAD RUNNING CHAMPIONSHIP FOR WOMEN

Conducted at Bruce, A.C.T. on 23rd August 1980.

D. Letherby (S) 35.36.2; M. Moyle (S) 35.43.5; L. Williams (V) 36.00

J. Cameron (V) 36.11; J. Ganzevoort (N) 36.21; R. Longstaff (ACT) 36.30.

Teams: Victoria 8 points; N.S.W. 18; Queensland 26.

ROAD RELAY CHAMPIONSHIPS

Conducted at Latrobe University, on 7th September, 1980.

3 x 3000 METRE ROAD RELAY CHAMPIONSHIP FOR WOMEN

Victoria (J. Cameron, L. Williams, A. Lord) 30.27; South Australia
(D. Letherby, J. Daly, M. Moyle) 31.28; A.C.T. (R. Longstaff, J. Alwyn
R. Willis) 32.20; New South Wales (K. Hindmarsh, N. Perkins

J. Ganzevoort) 32.32; Queensland (G. Garfoot, K. Whannell H. Barralet)
32.59; Tasmania (B. Kenyon, S. Solomon, A. Waddle) 35.11.

3 x 2000 METRE ROAD RELAY CHAMPIONSHIP FOR JUNIOR WOMEN

Victoria (K. Turney, K. La Combre, L. Wilkinson) 19.47; New South
Wales (A. Morrice, H. Wakeman, A. Reeve) 19.52; South Australia (E.

Allen, L. Jellett, K. Hillier) 20.38; Western Australia (S. Franklin
S. Grenfell, T. Bromley) 20.52; Queensland (Y. Doocey, J. Roger,

L. Carver) 21.12; A.C.T. (C. Reeve, S. Wall, G. Regan) 21.53;
Tasmania (A. Wadd, S. Harris, P. Nicholls) 22.14.

3 x 1000 METRE ROAD RELAY CHAMPIONSHIP FOR SUB-JUNIOR WOMEN

Queensland (G. Jones, F. Bain, J. Nykvist) 9.41; New South Wales (C.

Borg, T. Adams, P. Aitken) 9.58; Victoria (M. Leaney, R. Haythorne,
J. Pollard) 10.05; South Australia (K. Camp, K. Scanlon, M. Moyle)

10.09; Western Australia (G. De Grunchy, L. Scott, A. Counsel) 10.28.

ROAD WALKING CHAMPIONSHIPS

Conducted at Adelaide, S.A. on 27th July, 1980.

5KM CHAMPIONSHIP FOR WOMEN

S. Cook (V) 24.14.0; L. Young (V) 24.38.0; L. Harpur (SA) 24.53.8;

A. Ryan (N) 25.16; K. Iselin (Q) 25.39; R. Thompson (N) 25.49 .

Teams: N.S.W. 9 points; S.A. 12.

3KM CHAMPIONSHIP FOR JUNIOR WOMEN

S. Pierson (V) 14.15.0; A. Miller (V) 14.26.5; L. Harrison (N) 15.22.1;

L. Castle (SA) 15.24; K. McBride (WA) 13.38; S. Barbey (WA) 16.05 .

Teams: W. A. 9 points; S.A. 12.

2KM CHAMPIONSHIP FOR SUB-JUNIOR WOMEN

F. Toohey (V) 9.32.0; S. Miller (V) 9.35; R. Webster (V) 9.37.4;

J. Meier (V) 9.46; L. Harrison (N) 9.50; J. Jones (N) 9.53 .

Teams: Victoria 6 points; N.S.W. 17; S. A. 22; Queensland 33.

20KM CHAMPIONSHIP FOR MEN

P. Fullager (SA) 94.40; J. Sheard (V) 95.12.6; B. Birtchneil (V) 95.48.6;

B. Cook (V) 96.51; M. Woods (N) 97.56; K. Knox (N) 99.07 .

Teams: Victoria 16 points; N.S.W. 29; S. A. 33.

CROSS COUNTRY CHAMPIONSHIPS

Conducted at Melbourne, Victoria, on 6th September, 1980,

12,000 METRE CHAMPIONSHIP FOR MEN

R. De Castilla (V) 37.11; L. Whitty (N) 37.35; S. Austin (V) 37.57;
R. McDonald (N) 37.59; T. O'Shaughnessy (V) 38.30; D. Grief (NZ) 38.35 .
Teams: Victoria 15 points; N.S.W. 29; N.Z. 33; Qld 69; S.A. 76;
A.C.T. 84; Tas. 98.

8,000 METRE CHAMPIONSHIP FOR JUNIOR MEN

Q. Morley (N) 25.47; D. Forbes (N) 25.55; C. Cullen (NZ) 25.58;
D. Crowe (NZ) 26.00; C. Ramadge (V) 26.06; M. Altus (WA) 26.22 .
Teams: N.S.W. 10 points; N.Z. 15; Victoria 17; Queensland 25;
S. A. 42; A.C.T. 42; W. A. 43; Tasmania 52.

4,000 METRE CHAMPIONSHIP FOR WOMEN

M. O'Connor (NZ) 14.03; R. Longstaff (ACT) 14.04; A.M. Keown (NZ) 14.06;
B. Moore (NZ) 14.08; D. Letherby (SA) 14.09; J. Ganzevoort (NSW W) 14.14.
Teams: N.Z. 8 points; Victoria 15; N.S.W. 20; S.A. 24; A.C.T. 27; Qld. 34.

3,000 METRE CHAMPIONSHIP FOR JUNIOR WOMEN

K. Wilkinson (V) 10.24; K. Lacombe (V) 10.30; T. Turney (V AC) 10.38;
K. Turney (V) 10.41; L. Carver (Q) 10.44; H. Wakeman (NSW W) 10.45 .
Teams: Victoria 6 points; N.S.W. 20; W.A. 27; Queensland 30; S. A. 37.

2,000 METRE CHAMPIONSHIP FOR SUB-JUNIOR WOMEN

J. Nykvist (Q) 7.02; F. Bain (Q) 7.07; C. Jones (Q) 7.08;
P. Aitken (NSW W) 7.15; J. Pollard (V) 7.19; M. Leaney (V) 7.19 .
Teams: Queensland 6 points; N.S.W. 20; Victoria 23; S. A. 35; W. A. 36.

AUSTRALIAN ALL-SCHOOLS CROSS COUNTRY CHAMPIONSHIPS OF AUSTRALIA

Conducted at Bundoora, Victoria, on 20th July, 1980.

GIRLS UNDER 19

K. Wilkinson (V) 14.31; A. Morrice (N) 14.36; K. Turney (V) 14.47;
K. Hindmarsh (N) 14.53; H. Wakeman (N) 15.05; C. Jelleff (V) 15.19 .
Teams: Victoria 10 points; New South Wales 11; Queensland 30;
South Australia 40.

GIRLS UNDER 17

K. Lacombe (V) 7.04; B. Buck (WA) 7.00; M. Lyons (Q) 7.09;
H. Pynor (A NSW AC) 7.12; E. Argall (A NSW AC) 7.14; E. Rose (N) 7.21 .
Teams: W. A. 19 points; Queensland 23; N.S.W. 26; Victoria 28; S.A. 33 .

GIRLS UNDER 15

J. Ganzevoort (N) 6.56; J. Nykvist (Q) 7.05; K. Moyle (SA) 7.13;
S. Solomon (T) 7.14; C. Jones (Q) 7.15; J. Pollard (V) 7.21 .
Teams: Queensland 15 points; New South Wales 19; South Australia 24;
Western Australia 37; Tasmania 48.

BOYS UNDER 19

Q. Morley (N) 25.56; D. Boltz (N) 26.10; S. Monegetti (V) 26.43;
M. Hallis (N) 27.09; G. Chambers (V) 27.13; A. Wilkinson (V) 27.25 .
Teams: New South Wales 7 points; Victoria 14; Queensland 34.

BOYS UNDER 17

M. Norwood (V) 12.33; N. Sharman (V) 12.50; A. Hoyle (V) 13.00;
G. Robson (N) 13.02; B. Hewitt (SA) 13.04; J. Meagher (V) 13.07 .
Teams: Victoria 6 points; New South Wales 23; Queensland 30;
South Australia 35; Western Australia 61.

BOYS UNDER 15

S. Erickson (Q) 13.17; S. Quilty (V) 13.25; C. Augustine (NSW AC) 13.35;
S. Spiers (WA) 13.40; R. Livingstone (Q) 13.45; S. Pallott (V AC) 13.49 .
Teams: Queensland 10 points; Victoria 18; New South Wales 24;
Western Australia 36; South Australia 52.

THE COMMONWEALTH BANKING CORPORATION TEAMS TROPHIES

GIRLS

1st Queensland	16 Points
2nd New South Wales	14 "
3rd Victoria	10 "
3rd Western Aust.	10 "
4th South Australia	9 "
5th Tasmania	2 "

BOYS

1st Victoria	17 Points
2nd New South Wales	16 "
3rd Queensland	15 "
4th South Australia	5 "
4th Western Aust.	5 "

AUSTRALIAN ALL-SCHOOLS TRACK & FIELD CHAMPIONSHIPS

Conducted at Sydney, New South Wales, on 13th & 14th December, 1980.

GIRLS UNDER 19

100 METRES: D. Holden (N) 11.39; M. Welch (N AC) 12.05; G. Millar (T) 12.10; C. Patterson (WA) 12.33; M. Holland (N AC) 12.34; S. Wheatley (Q) 12.40 . WIND: 1.9 m/s Assisting

200 METRES: D. Holden (N AC) 23.53; M. Baumgartner (V) 24.13; M. Holland (N AC) 24.68; C. Welch (N AC) 24.70; G. Millar (T) 24.85; C. Patterson (WA) 25.36 . WIND: 4.0 m/s Assisting

400 METRES: M. Baumgartner (V) 57.90; G. Millar (T) 58.99; V. Church (Q) 59.58; M. Holland (N) 60.88.

800 METRES: S. Saxby (N) 2.09.4; V. Church (Q) 2.10.9; K. Wilkinson (V) 2.17.7.

1500 METRES: A. Morrice (N) 4.27.5; K. Wilkinson (V) 4.33.5; E. Rose (N AC) 4.34.8; F. Bell (N AC) 4.39.8; E. Allen (SA AC) 4.39.9; S. Franklin (WA) 4.53.5.

3000 METRES: A. Quelch (N) 10.16.2; K. LaCombre (V) 10.21.4; K. Fisher (Q) 10.24.1; T. Turney (V AC) 10.31.5; J. Alwyn (ACT) 10.35.7; H. Wakeman (N AC) 10.37.9.

100 METRES HURDLES: S. Wheatley (Q) 14.28; A. McGuire (N) 14.41; V. Rohan (V) 14.73. WIND: 4.4 m/s Assisting

400 METRES HURDLES: S. Tanner (WA) 1.02.8; L. Richards (N) 1.03.9.

1500 METRES WALK: (MANUAL TIMES) S. Pierson (V) 6.41.3; R. Thompson (N AC) 7.01.4; A. Ryan (N) 7.11.3; S. Narbey (WA) 7.28.6; A. Moores (Q) 7.40.4.

4 x 100 METRES RELAY: New South Wales 46.21; Queensland 47.00; Western Australia 48.06; Victoria 48.22; South Australia 48.76; Tasmania 48.91; A.C.T. 50.48.

4 x 400 METRES RELAY: New South Wales 3.52.1; Victoria 3.55.0; Queensland 4.00.6; Western Australia 4.04.7; South Australia 4.06.4.

DISCUS THROW: I. Livich (WA) 43.52; P. Mountfield (N) 43.14; L. Dennis (N AC) 39.38; J. Sunderland (N AC) 38.14; J. Waugh (SA) 36.08; C. Bourne (Q) 33.94.

HIGH JUMP: T. Hinde (Q AC) 1.73; K. Harders (Q) 1.73; D. Boyce (SA AC) 1.67; A. Thomas (N) 1.64; J. Talbot (V) 1.61; J. Parsons (SA) 1.61.

JAVELIN THROW: C. Wilkinson (SA) 46.70; S. Wijesundera (WA) 44.26; T. Griffin (V) 43.76; L. Dennis (N) 42.46; M. Shaw (Q) 38.90; F. Love (T) 30.90.

LONG JUMP: C. Gray (SA) 5.56 WIND: 0.6 m/s Assisting; D. Owen (V) 5.46 WIND: 2.6 m/s Opposing; K. Harders (Q AC) 5.31 WIND: 1.5 m/s Opposing; G. Dalton (T) 5.29 WIND: 0.8 m/s Opposing; K. Thorley (N) 5.23 WIND: 4.5 m/s Opposing; A. Houston (A NSW AC) 5.19 WIND: 1.1 m/s Opposing.

SHOT PUT: J. Carlile (N) 13.33; L. Dennis (N AC) 11.97; I. Livich (WA) 11.79; G. Millar (T) 11.46; M. Harris (Q) 11.29; J. Sunderland (N AC) 11.28.

BOYS UNDER 19

100 METRES: G. Keating (V) 10.34; G. Radley (Q AC) 10.72; EQUAL 3RD - R. Henderson (N) & A. Noble (SA) 10.76; M. Benoit (V AC) 10.76; M. MacPherson (N) 10.86. WIND: 4.0 m/s Assisting

200 METRES: G. Keating (V) 21.35; P. Benetti (WA) 21.68; M. Benoit (V AC) 21.73; R. Henderson (N) 21.76; G. Radley (Q AC) 21.85; A. Noble (SA) 21.93. WIND: 1.4 m/s Assisting

400 METRES: T. Trezise (Q) 49.58; T. Lee (WA) 49.99; D. Joyce (N AC) 50.77; R. Keir1 (V AC) 50.79; R. Cranston (N) 51.62; G. Lower (V) 51.81.

800 METRES: T. Lee (WA) 1.54.1; R. Cranston (N AC) 1.55.5; P. Hyett (V AC) 1.55.6; M. Trushell (ACT) 1.55.8; B. Moore (N) 1.56.1; M. Bartels (V) 1.57.7.

1500 METRES: EQUAL 1ST - A. Reardon (N) & A. Hoyle (V) 3.59.9; M. Trushell (ACT) 4.00.1; P. Hyett (V AC) 4.03.4; T. McDonald (Q) 4.15.4; C. Salt (WA) 4.19.0.

3000 METRES: D. Boltz (N) 8.27.8; A. Hoyle (V) 8.28.0; Q. Morley (N AC) 8.35.0; M. Halls (N AC) 8.56.5; S. Moneghetti (V AC) 9.05.8; P. Berney (Q) 9.29.2.

110 METRES HURDLES: M. Yung (Q) 14.15; P. Ehlers (WA) 14.74; R. Bradley (V AC) 14.97; D. Fouracre (N) 15.10; D. Tarbotton (N AC) 15.23; M. Hoskin (V) 15.32. WIND: 1.2 m/s Assisting

400 METRES HURDLES: D. Joyce (N) 54.96; D. Bubner (SA) 57.79;
G. Ellison (Q) 57.83; R. Whan (V) 59.84; M. Djakic (T) 60.05;
J. Cron (V AC) 62.37.

2000 METRES STEEPLECHASE: D. Boltz (N) 6.11.3; J. Meagher (V)
6.29.8; A. Smith (Q) 6.31.2; P. Brett (SA) 6.34.5; A. Wilkinson
(V AC) 6.50.5; P. Maslen (WA) 7.01.4.

3000 METRES WALK: (MANUAL TIMES) M. Woods (N) 12.39.6; A. Muir
(N AC) 13.24.3; J. Hart (N AC) 13.41.3; P. Lilley (N AC) 14.04.2;
M. Coleman (V) 14.33.4; S. Donald (N AC) 14.53.9.

4 x 100 METRES RELAY: New South Wales 42.49; Victoria 42.69;
Queensland 43.19; South Australia 43.37; Western Australia 44.32;
Tasmania 45.06.

4 x 400 METRES RELAY: New South Wales 3.19.7; Queensland 3.20.2;
Victoria 3.22.2; Western Australia 3.25.4; South Australia 3.25.5.

DISCUS THROW: B. Apostolidis (N) 50.16; B. Hall (V AC) 48.64;
P. Shambrook (Q) 48.40; M. Henderson (Q AC) 48.40; G. Adamson (V)
44.90; S. Foster (T) 43.76.

HAMMER THROW: E. Bria (SA) 52.86; M. Haque (N) 52.74; S. Hall
(V) 50.80.

HIGH JUMP: D. Hoyle (V) 2.12; M. Thebridge (N AC) 2.09; K. Bray
(N) 2.06; J. Atkinson (Q) 2.03; S. Seery (N AC) 2.00; A. Munzberg
(SA AC) 2.00.

JAVELIN THROW: P. Thornton (SA) 64.26; S. Collins (N) 64.10;
W. Martell (Q) 56.92; R. Bradley (V) 52.54; B. Keynes (WA) 52.34;
S. Foster (T) 50.32.

LONG JUMP: Q. Forbes (V AC) 7.12 WIND: 4.5 m/s Assisting; P. Ehlers
(WA) 6.95 WIND: 4.5 m/s Assisting; G. Vasileff (SA) 6.85 WIND:
4.5 m/s Assisting; L. DeBiasi (V) 6.85 WIND: 4.4 m/s Assisting;
M. Neates (WA AC) 6.78 WIND: 4.5 m/s Assisting; R. Hannah (N) 6.78
WIND: 4.5 m/s Assisting.

POLE VAULT: C. Cuthill (V) 4.05; R. Smith (SA) 3.90; J. Mattinson
(SA AC) 3.90; N. Milanovic (V AC) 3.90; J. Simons (SA AC) 3.90;
M. Burfield (SA AC) 3.75.

SHOT PUT: S. Ludington (N) 16.01; D. Joseph (Q) 15.54; G. Edwards
(N AC) 15.08; S. Gletcher (N AC) 15.02; G. Adamson (V) 13.97;
M. Haque (N AC) 13.73.

TRIPLE JUMP: L. DeBiasi (V) 14.67 WIND: 4.5 m/s Assisting;
M. Neates (WA) 14.64 WIND: 3.3 m/s Assisting; D. Hayes (SA) 14.53
WIND: 4.5 m/s Assisting; A. Hough (N AC) 14.14 WIND: 4.5 m/s
Assisting; J. Wilson (N AC) WIND: 2.1 m/s Assisting; S. Andrews
(N) 13.46 WIND: 2.0 m/s Assisting.

GIRLS UNDER 17

100 METRES: M. Spitteler (N) 11.82; D. Wilson (Q) 12.04; B. Simpson (T) 12.05; C. Smith (WA AC) 12.17; C. Chrystal (V) 12.29; J. Spradley (N AC) 12.32. WIND: 4.0 m/s Assisting

200 METRES: M. Spitteler (N) 23.95; D. Wilson (Q) 24.48; G. Hall (N) 24.54; E. White (WA) 24.58; C. Chrystal (V) 24.68; G. Simpson (T) 25.21. WIND: 2.2 m/s Assisting

400 METRES: G. Hall (N) 56.53; R. Deller (Q) 57.57; D. Edwards (V) 58.81; A. Irvine (WA) 59.25; K. McDonald (ACT) 59.61; D. Allen (SA) 60.35.

800 METRES: K. McDonald (ACT) 2.10.1; B. Buck (WA) 2.12.1; M. Lyons (Q) 2.12.4; H. Pynor (N) 2.13.2; E. Maddison (N AC) 2.19.2; J. Latonia (SA) 2.20.9.

1500 METRES: M. Lyons (Q AC) 4.37.9; H. Pynor (N) 4.39.5; K. Fischer (Q) 4.40.5; B. Buck (Q AC) 4.43.0; T. Turney (V) 4.43.1; C. Reeve (ACT) 4.49.8.

100 METRES HURDLES: D. Smith (N) 15.41; M. Allenby (Q) 15.93; WIND: 3.6 m/s Assisting

1500 METRES WALK: (MANUAL TIMES) L. Harrison (N) 7.00.3; T. Clarke (N AC) 7.06.1; K. Gilbert (N AC) 7.13.4; B. Thompson (A NSW AC) 7.22.0; H. Burke (N AC) 7.22.7; J. Jones (N AC) 7.27.6.

DISCUS THROW: J. Sunderland (N AC) 44.72; I. Livich (WA) 44.12; P. Mountfield (N) 43.66; J. Clark (V) 40.16; J. Knezevic (Q) 32.64; J. Abraham (T) 31.70.

HIGH JUMP: T. Hinde (Q AC) 1.80; T. Brand (Q) 1.74; A. Thomas (N) 1.71; D. Boyce (SA) 1.68; J. Reid (SA AC) 1.65; J. Talbot (V AC) 1.65.

JAVELIN THROW: S. Wijesundera (WA) 45.14; T. Griffin (V) 44.38; P. Mountfield (N AC) 40.00; I. Livich (WA AC) 38.42; M. Shaw (Q) 37.74; J. Bates (Q AC) 37.52.

LONG JUMP: J. Beasley (WA) 5.86 WIND: 4.0 m/s Assisting; K. Thorley (N) 5.85 WIND: 4.0 m/s Assisting; A. Houston (A NSW AC) 5.63 WIND: 4.0 m/s Assisting; J. Spradley (N AC) 5.46 WIND: 4.0 m/s Assisting; G. Hall (N AC) 5.44 WIND: 4.0 m/s Assisting; J. Roberts (Q) 5.35 WIND: 4.0 m/s Assisting.

SHOT PUT: I. Livich (WA) 12.29; P. Mountfield (N AC) 11.51; J. Sunderland (N) 11.46; R. DeVries (Q) 11.00; K. Dunn (ACT) 9.67.

BOYS UNDER 17

100 METRES: G. Watson (N) 10.80; D. Ward (N AC) 10.86; P. Scocco (N AC) 10.90; P. Dunne (V AC) 11.04; M. Henseleit (Q AC) 11.15; D. Livesey (WA) 11.18. WIND: 4.0 m/s Assisting

200 METRES: D. Ward (N AC) 22.11; P. Scocco (N AC) 22.26; P. Dunne (V) 22.34; S. Long (Q) 22.70; I. MacPherson (Q AC) 22.74; D. Clarke (N AC) 22.81.

400 METRES: P. Dunne (V) 49.72; B. Hawthorne (N AC) 50.08; A. Ozolins (N) 50.27; I. MacPherson (Q) 50.67; I. Gaudry (N AC) 50.98; G. Ryan (WA) 51.34.

800 METRES: A. Ozolins (N) 1.54.2; J. Wheatland (SA) 1.55.5; M. Favier (Q) 1.55.9; K. Miller (ACT) 1.57.0; I. Simpson (N AC) 2.00.1; I. Gaudry (N AC) 2.03.7.

1500 METRES: G. Bissett (T) 3.59.9; M. Norwood (V AC) 4.00.6; N. Sharman (V AC) 4.02.1; K. Miller (ACT) 4.05.3; J. Walsh (V AC) 4.06.0; J. Harrison (N AC) 4.06.4.

3000 METRES: M. Norwood (V) 8.57.2; G. Bissett (T) 8.57.6; N. Sharman (V AC) 9.06.0; J. Walsh (V AC) 9.17.2; M. Roberts (N AC) 9.32.8; A. Law (N) 9.38.5.

110 METRES HURDLES: D. Livesey (WA) 14.19; T. Annable (N) 14.59; R. Whan (V) 14.68; G. Tudor (T) 15.02; M. Runge (Q AC) 15.21; M. Burfield (SA) 15.33. WIND: 4.0 m/s Assisting

DISCUS THROW: L. Nanfra (V) 49.00; D. Sullivan (N) 47.92; A. Bray (Q) 47.26; R. Biffi (V AC) 44.00; C. Cordoba (N AC) 41.32; G. Dart (SA) 38.60.

HAMMER THROW: D. Kosłowski (SA) 49.80; G. Iliopoulos (V) 49.44; M. Waller (N) 46.58; B. Monk (Q) 46.28; G. Bock (WA) 42.10.

HIGH JUMP: D. Hoyle (V) 2.13; A. Waddell (Q) 2.02; K. Bray (N) 2.02; R. Herring (N AC) 1.99; A. Munzberg (SA) 1.96; I. Rutledge (Q AC) 1.93.

JAVELIN THROW: G. Bock (WA) 58.82; B. Owen (V) 58.82; W. Martel (Q AC) 58.62; D. McLean (N) 57.50; R. Wheeler (Q) 53.00; G. Dart (SA) 52.70.

LONG JUMP: R. Hannah (N) 6.78 WIND: 0.8 m/s Assisting; B. Kennedy (Q) 6.63 WIND: 1.4 m/s Opposing; D. Baldwin (SA) 6.61 WIND: 0.8 m/s Assisting; M. Jones (V) 6.61 WIND: 0.6 m/s Opposing; M. Mannix (N AC) 6.57 WIND: 1.0 m/s Opposing; M. Thomson (WA) 6.38 WIND: 0.4 m/s Opposing.

POLE VAULT: J. Mattison (SA) 3.80; J. Simons (SA AC) 3.55; M. Priestley (V) 3.40; D. Longhurst (N) 3.30.

SHOT PUT: S. Fletcher (N) 16.39; S. Wright (Q AC) 15.50; R. Farrant (V AC) 15.30; G. Jordon (V) 15.28; D. Patterson (Q) 15.07; G. Bock (WA) 13.62.

TRIPLE JUMP: A. Hough (N) 14.72 WIND: 4.5 m/s Assisting; M. Duncan (V AC) 14.52 WIND: 4.5 m/s Assisting; J. Morrissey (V) 14.29 WIND: 4.5 m/s Assisting; M. Jones (V AC) 13.77 WIND: 4.5 m/s Assisting; M. Mannix (N AC) 13.62 WIND: 2.8 m/s Assisting; M. Thomson (WA) 13.42 WIND: 4.5 m/s Assisting.

GIRLS UNDER 15

100 METRES: B. Webb (Q AC) 11.98; M. Moroney (N AC) 12.03; K. Bowers (Q) 12.05; S. Alton (N AC) 12.09; A. Caples (N) 12.18; C. Byles (SA) 12.18. WIND: 1.0 m/s Assisting

200 METRES: M. Moroney (N AC) 24.59; C. Byles (SA) 24.66; K. Bowers (Q) 24.71; S. Alton (N AC) 25.07; A. Caples (N) 25.09; B. Webb (Q AC) 25.54. WIND: 4.0 m/s Assisting

400 METRES: S. Ellis (Q) 56.63; M. Babbage (N) 57.46; C. Wilson (V) 57.77; M. Buttel (WA) 60.08; L. Miller (T) 61.00; K. Camp (SA) 62.88.

800 METRES: J. Nykvist (Q) 2.09.7; S. Hartgers (N AC) 2.15.6; D. Hiscox (N AC) 2.16.7; L. Johnson (V AC) 2.17.8; K. Johnson (V) 2.19.5; A. Schaefer (N) 2.20.6.

1500 METRES: J. Nykvist (Q) 4.40.4; C. Borg (N AC) 4.46.7; K. Wood (N AC) 4.48.6; T. Adams (N AC) 4.51.3; S. Hartgers (N) 4.51.9; J. Ganzevoort (N AC) 4.56.2.

90 METRES HURDLES: J. Beasley (WA) 12.69; J. Breen (A NSW AC) 13.25; A. Stevenson (N) 13.32; S. Binning (WA AC) 13.48; J. McCulloch (Q) 13.75; L. Scott (WA AC) 13.82. WIND: 4.0 m/s Assisting

1500 METRES WALK: (MANUAL TIMES) L. Nicholson (V) 6.52.4; L. Harrison (N) 7.04.4; T. Clarke (N AC) 7.07.5; J. Jones (N AC) 7.17.2; J. Lewry (SA) 7.25.7; K. Gilbert (N AC) 7.32.7.

DISCUS THROW: J. Clark (V) 39.54; S. Flynn (SA) 38.58; C. Mills (SA AC) 37.12; L. Sharp (N AC) 35.78; J. O'Brien (N AC) 35.68; J. Amos (N) 34.42.

HIGH JUMP: J. Hunt (V AC) 1.69; L. Rutter (N) 1.63; K. Farrell (N AC) 1.63; S. Botak (T) 1.60; F. Stallman (Q) 1.60; L. Dare (WA AC) 1.57.

JAVELIN THROW: S. Ghirardello (ACT) 38.36; N. Clape (WA) 36.44; D. Nash (WA AC) 34.92; M. Cilento (SA) 33.60; S. Coombe (Q) 32.08; D. Wallace (N) 31.88.

LONG JUMP: J. Beasley (WA) 5.90 WIND: 4.0 m/s Assisting; A. Stevenson (N) 5.67 WIND: 4.0 m/s Assisting; J. Hooper (T) 5.64 WIND: 4.0 m/s Assisting; L. Gooden (Q) 5.62 WIND: 4.0 m/s Assisting; D. Muscat (ACT) 5.42 WIND: 4.0 m/s Assisting; J. O'Reilly (SA) 5.24 WIND: 4.0 m/s Assisting.

SHOT PUT: C. Mills (SA) 13.15; G. Larson (SA AC) 13.13; S. Clark (N) 12.79; J. Clark (V) 12.78; J. Kendall (N AC) 12.50; L. Sharp (N AC) 12.37

BOYS UNDER 15

100 METRES: F. Martin (WA) 10.88; T. Sparkes (N) 11.39; G. Bisinella (V) 11.41; W. Brown (N AC) 11.47; D. Ashcroft (T) 11.53; N. Adcock (SA) 11.73. WIND: 4.0 m/s Assisting

200 METRES: F. Martin (WA) 22.62; T. Sparkes (N) 23.14; D. Ashcroft (T) 23.17; G. Bisinella (V) 23.30; W. Brown (N AC) 23.47; C. Carley (N AC) 23.51. WIND: 0.5 m/s Assisting

400 METRES: P. Brown (ACT) 53.89; K. Pittard (Q) 53.98; C. Carley (N) 54.02; G. Phipps (Q AC) 54.60; S. Brown (SA AC) 54.84; M. Tancredi (V) 55.06.

800 METRES: S. Quilty (V) 1.59.5; J. Gamer (Q) 2.02.1; A. Dempsey (N) 2.02.6; M. Smith (N AC) 2.05.1; T. Abrahams (SA) 2.06.4; P. Lucas (SA AC) 2.07.6.

100 METRES HURDLES: F. Martin (WA AC) 13.47; S. Saunders (SA) 13.84; M. Morgan (V) 14.24; P. Rogers (N AC) 14.31; M. Skerritt (V AC) 14.38; H. Halley (N) 14.48. WIND: 1.3 m/s Assisting

DISCUS THROW: S. Carline (N) 52.54; G. LaRose (V) 52.54; S. Disbury (SA) 50.80; P. Zadey (SA AC) 49.88; J. Neale (N AC) 48.72; J. Light (Q) 48.14.

HIGH JUMP: M. Morgan (V) 1.91; A. Williams (V AC) 1.85; J. Spellacy (Q) 1.82; D. Ashcroft (T) 1.76; EQUAL 5TH - G. Anderson (SA) & S. Davis (N AC) 1.76.

JAVELIN THROW: J. Fortune (WA) 55.40; M. Morgan (V AC) 53.56; D. Seton (N AC) 51.76; D. Birks (SA) 51.62; A. Geddes (N AC) 50.38; C. Guerin (Q) 50.28.

LONG JUMP: M. Morgan (V) 6.28 WIND: 1.4 m/s Opposing; S. Farran (WA AC) 6.16 WIND: 1.7 m/s Opposing; S. Saunders (SA) 5.94 WIND: 1.0 m/s Opposing; R. Fong (N) 5.82 WIND: 3.1 m/s Opposing; E. Van Der Jagt (N AC) 5.73 WIND: 1.1 m/s Assisting; I. Van Rodan (Q) 5.57 WIND: 1.6 m/s Opposing.

SHOT PUT: P. Kitney (N AC) 16.74; M. Solonsch (V) 16.45; J. Payne (N) 16.21; J. Neal (N AC) 15.56; R. Roberti (Q) 14.40; S. Callow (V AC) 14.09.

TRIPLE JUMP: S. Farran (WA) 14.16 WIND: 4.0 m/s Assisting; M. Skerritt (V) 13.10 WIND: 4.5 m/s Assisting; G. Anderson (SA) 12.96 WIND: 3.9 m/s Assisting; P. Carter (WA AC) 12.74 WIND: 3.9 m/s Assisting; R. Fong (N AC) 12.15 WIND: 4.2 m/s Assisting; P. Rogers (N AC) 12.12 WIND: 4.4 m/s Assisting.

ADIDAS - COCA-COLA CHALLENGE CUP

New South Wales 531 points; Victoria 414½; Queensland 352; Western Australia 301; South Australia 259½; Tasmania 119; A.C.T. 71.

ALL AUSTRALIAN SCHOOLS ATHLETICS TEAMS

BOYS:

100 Metres	Gerard Keating	(V)
200 Metres	Gerard Keating	(V)
400 Metres	Tim Trezise	(Q)
800 Metres	Tim Lee	(WA)
1500 Metres	Garry Bissett	(T)
3000 Metres	Danny Boltz	(N)
110m. Hurdles	Michael Yung	(Q)
400m. Hurdles	David Joyce	(N)
3000m. Walk	Michael Woods	(N)
Steplechase	Danny Boltz	(N)
High Jump	David Hoyle	(V)
Long Jump	Quentin Forbes	(V)
Pole Vault	Cameron Cuthill	(V)
Triple Jump	Anthony Hough	(N)
Discus	Bill Apostolidis	(N)
Hammer	Eugene Bria	(SA)
Javelin	Peter Thornton	(SA)
Shot Put	Scott Fletcher	(N)
Decathlon	Stephen Bews	(V)

GIRLS:

100 Metres	Dianne Holden	(N)
200 Metres	Dianne Holden	(N)
400 Metres	Glenda Hall	(N)
800 Metres	Sharyn Saxby	(N)
1500 Metres	Annette Morrice	(N)
3000 Metres	Alison Quelch	(N)
100m. Hurdles	Susan Wheatley	(Q)
400m. Hurdles	Stacey Tanner	(WA)
1500m. Walk	Sally Pierson	(V)
High Jump	Tracey Hinde	(Q)
Long Jump	Jane Beasley	(WA)
Discus	Janine Sunderland	(N)
Javelin	Cathy Wilkinson	(SA)
Shot Put	Julianne Carlile	(N)
Heptathlon	Lesley Richards	(N)

SHELL / CHARLES HANSEN UNDER 17 NATIONAL ATHLETICS MEET

Conducted at Hobart, Tasmania, on 17th and 18th January, 1981.

100 METRES: D. Ward (N) 10.8; B. Kennedy (Q) 11.0; P. Dunne (V) 11.2;
T. Lond (ACT) 11.3; R. Lucas (SA) 11.4; R. Parenzee (WA) 11.6.

200 METRES: P. Dunne (V) 22.4; D. Ward (N) 22.6; D. Bliss (Q) 23.0;
M. Zanotti (WA) 23.0; T. Lond (ACT) 23.3; D. Lucas (SA) 23.4.

400 METRES: I. MacPherson (Q) 49.1; B. Hawthorne (N) 49.2; S. Bisinella
(V) 50.6; C. Proctor (SA) 51.4; M. Zanotti (WA) 51.5; A. Clay (T) 52.2.

800 METRES: A. Ozolins (N) 1.55.5; K. Miller (ACT) 1.55.9; A. Barnes
(T) 1.57.8; A. Britten-Jones (SA) 1.59.0; P. Nagle (V) 2.00.0; I. Ralph
(Q) 2.00.3.

1500 METRES: G. Bissett (T) 3.56.0; K. Miller (ACT) 4.00.1; J. Wheatland
(SA) 4.04.0; M. Norwood (V) 4.10.9; M. Roberts (N) 4.12.8; J. Ward
(Q) 4.16.2.

3000 METRES: G. Bissett (T) 8.37.9; M. Norwood (V) 8.38.0; M. Roberts
(N) 9.04.6; S. Spiers (WA) 9.12.2; J. Muir (ACT) 9.34.4; J. McGregor
(SA) 9.38.8.

110 M. HURDLES: T. Annable (N) 14.3; D. Liversey (WA) 14.5; G. Tudor
(T) 14.7; M. Runge (Q) 15.2; R. Butler (V) 15.2; M. Burfield (SA) 15.4.

400 M. HURDLES: G. Quail (N) 56.0; G. Tudor (T) 57.0; P. Jenetsky (SA)
57.7; R. Butler (V) 57.9; R. Parenzee (WA) 60.6; M. Runge (Q) 60.7.

2000 M. STEEPLECHASE: B. Kentwell (N) 6.18.5; D. Ryrie (V) 6.28.6;
R. Carter (Q) 6.35.8; R. Kay (T) 6.38.8; P. Dale (SA) 6.42.6; S. Hedland
(WA) 6.49.4.

1500 M. WALK: A. Muir (N) 6.10.2; T. Nancarrow (V) 6.17.1; C. Lewis
(WA) 6.29.1; S. Dorling (Q) 7.14.3; G. Smith (T) 8.10.0.

4 x 100 M. RELAY: New South Wales 43.4; Queensland 45.5; Victoria
44.6; Western Australia 45.1; Tasmania 45.2; South Australia 45.4.

4 x 400 M. RELAY: New South Wales 3.24.9; Queensland 3.25.7; Victoria
3.26.6; Tasmania 3.30.7; Western Australia 3.32.8; South Australia
3.32.8.

HIGH JUMP: D. Anderson (WA) 2.06; A. Mungberg (SA) 2.06; I. Rutledge
(Q) 1.91; M. Debnam (V) 1.88; A. Baker (T) 1.75; I. Scott (ACT) 1.75.

POLE VAULT: J. Mattinson (SA) 3.80; M. Priestley (V) 3.70; D. Longhurst
(N) 3.15; A. Howard (T) 3.05; M. Leman (WA) 2.50.

LONG JUMP: R. Hannah (N) 7.12; M. Morgan (V) 6.90; B. Kennedy (Q) 6.90;
D. Baldwin (SA) 6.66; M. Thomson (WA) 6.58; P. Sherwood (T) 6.43.

TRIPLE JUMP: A. Hough (N) 14.18; J. Morrissey (V) 13.65; S. Farran (WA)
13.57; P. Sherwood (T) 13.35; P. Harley (Q) 13.28; D. Baldwin (SA) 12.59.

SHOT PUT: S. Lynes (Q) 17.02; S. Fletcher (N) 16.96; G. Bock (WA) 15.64;
M. Morgan (V) 13.88; D. Disbury (SA) 13.76; E. Robinson (T) 12.84.

DISCUS THROW: A. Bray (Q) 49.42; D. Sullivan (N) 46.36; N. Hart (V)
43.08; M. Vitlich (WA) 40.04; D. Disbury (SA) 38.38; E. Robinson (T) 35.10.

HAMMER THROW: G. Iliopoulos (V) 57.14; D. Kozlowski (SA) 54.02; M. Waller (N) 53.04; G. Bock (WA) 47.68; E. Djakic (T) 41.82.

JAVELIN THROW: D. McLean (N) 60.40; G. Bock (WA) 59.50; G. Dart (SA) 58.42; W. Martell (Q) 57.96; D. Barber (T) 56.90; W. Randall (V) 51.04.

POINTS SCORE SHELL/CHARLES HANSEN CUP & JOHN HANNAN SHIELD :

New South Wales 196; Victoria 126; Queensland 106; Western Australia 87; Tasmania 85; South Australia 82.

ALL AUSTRALIAN SUB-JUNIOR MATCH - GIRLS

Conducted at Sydney Athletic Field, 17th and 18th January, 1981.

100 METRES: K. Bowers (Q) 12.0; B. Webb (Q) 12.2; M. Moroney (N) 12.4; S. Alton (N) 12.4; B. Mullen (V) 12.7; R. Farrelly (T) 12.7.

200 METRES: K. Bowers (Q) 24.4; B. Mullen (V) 24.7; M. Moroney (N) 24.8; A. Caples (N) 24.9; S. Ellis (Q) 25.6; K. Baird (V) 25.7.

400 METRES: S. Ellis (Q) 56.7; C. Wilson (V) 57.5; C. Cole (WA) 57.7; K. Ariens (N) 58.0; M. Buttell (WA) 58.1; P. Franke (Q) 58.3.

800 METRES: S. Hartgers (N) 2.14.2; J. Bilich (WA) 2.15.9; A. Schaeffer (N) 2.16.2; M. Blyth (V) 2.18.5; P. Nicholls (T) 2.19.7; K. Johnson (V) 2.20.6.

1500 METRES: J. Nykvist (Q) 4.30.8; K. Fisher (Q) 4.31.7; J. Bilich (WA) 4.35.6; C. Borg (N) 4.40.3; T. Adams (N) 4.45.0; K. Johnson (V) 4.49.5.

3000 METRES: K. Fischer (Q) 10.05.6; J. Ganzevoort (N) 10.24.0; M. Bews (V) 10.28.2; T. Adams (N) 10.39.0; J. Robinson (WA) 11.32.1.

90 M. HURDLES: J. Beasley (WA) 12.5; J. Breen (N) 13.6; S. Tierney (SA) 13.7; J. McCollough (Q) 13.8; D. Drury (V) 13.8; D. Muscat (ACT) 14.1.

400 M. HURDLES: C. Wilson (V) 63.1; E. Seck (N) 64.9; L. Scott (WA) 65.6; P. Franke (Q) 66.5; J. Breen (N) 69.3; S. Carbon (WA) 72.6.

HIGH JUMP: J. Hunt (V) 1.72; L. Rutter (N) 1.65; D. Muscat (ACT) 1.65; K. Farrell (N) 1.65; D. Belshaw (Q) 1.59; M. Richmond (V) 1.59.

LONG JUMP: J. Beasley (WA) 5.90; S. Alton (N) 5.44; D. Muscat (ACT) 5.26; L. Norton (V) 5.22; J. McCullough (Q) 5.19; C. Randall (SA) 5.13.

DISCUS THROW: S. Flynn (SA) 40.76; J. Miles (V) 36.80; J. O'Brien (N) 34.48; S. Clarke (N) 33.58; J. Irwin (WA) 31.12; S. Coombe (Q) 28.10.

JAVELIN: S. Ghirardello (ACT) 36.00; S. Coombe (Q) 33.48; M. Clayton (T) 29.68; L. Wood (T) 29.34; D. DeGruchy (WA) 24.24; J. Irwin (WA) 23.56.

SHOT PUT: L. Darling (V) 14.01; S. Clarke (N) 13.15; G. Larsen (SA) 12.92; S. Dunkinson (V) 12.84; R. Hall (Q) 12.16; S. Flynn (SA) 12.16.

4 x 100 M. RELAY: Queensland 48.5; New South Wales 48.6; Western Australia 48.7; Tasmania 50.3; Victoria 50.4; South Australia (Disq.)

HEPTATHLON: R. Coombe (Q) 4656; D. Gordon (N) 4390; J. Worsfield (WA) 4313; J. McCrossan (V) 4147; S. Manley (WA) 3875 points.

POINTS SCORE L. C. MILLS TROPHY :

New South Wales 138; Queensland 114; Victoria 104; Western Australia 92; South Australia 42; Tasmania 29; A.C.T. 24.

TRACK AND FIELD CHAMPIONSHIPS OF AUSTRALIA

Conducted at Olympic Park Sports Field, Adelaide, on 19th, 20th, 21st and 22nd March, 1981.

MEN

100 METRES: P. Gandy (N) 10.57; P. Narracott (N) 10.68; G. Keating (V) 10.68; B. Frayne (SA) 10.69; J. Kelly (SA) 10.85; J. Dublewicz (N) 10.97.

200 METRES: B. Frayne (SA) 20.71; P. Gandy (N) 20.74; R. Mitchell (V) 21.12; P. Narracott (Q) 21.47; P. Van Miltenburg (V) 21.60; C. O'Sullivan (WA) 21.60.

400 METRES: M. Willis (V) 46.54; P. Van Miltenburg (V) 46.64; G. McAuliffe (N) 46.84; J. Fleming (V) 46.87; D. Hanley (V AC) 47.18; R. Hawthorn (N) 47.44.

800 METRES: M. Hillardt (Q) 1.46.35; P. Bourke (V) 1.46.73; P. Gilbert (N) 1.48.72; G. Goulding (Q) 1.49.61; P. Hawes (Q) 1.49.97; G. Frayne (SA) 1.50.50.

1500 METRES: S. Foley (V) 3.38.02; K. Hall (V) 3.42.51; T. Rogers (NZ) 3.44.92; D. Sneddon (V AC) 3.46.41; D. Currie (N) 3.46.95; S. Tempest (WA) 3.47.75.

5000 METRES: S. Austin (V) 13.47.6; R. De Castella (V) 13.54.8; L. Whitty (N) 14.07.8; W. Horsey (Q) 14.11.2; E. Wilson (V) 14.11.7; J. Sheehan (V) 14.24.3.

10,000 METRES: L. Whitty (N) 29.40.66; S. Poulton (N) 29.46.16; J. Lane (ACT) 30.18.26; E. Wilson (V) 30.31.03; N. De Castella (V AC) 31.00.11.

110 METRES HURDLES: M. Binnington (V) 13.99; W. Parr (N) 14.41; T. Soper (NZ) 14.57; M. Yung (Q) 14.96; M. Ryan (Q) 15.06.

400 METRES HURDLES: G. Brown (Q) 51.27; S. Endean (N) 51.92; D. Horrobin (V) 52.59; M. Edwards (WA) 52.82; L. Chen Jin (TAIWAN) 52.84; M. Cumberland (NZ) 52.90.

3000 METRES STEEPLECHASE: P. Larkins (V) 8.28.23; R. Neylon (V) 8.44.69; G. Zeuner (SA) 8.51.17; C. Lynch (V AC) 8.59.17; I. Minter (V AC) 9.00.15; T. Fisher (V AC) 9.03.16.

3000 METRES WALK: W. Sawall (V) 11.49.80; T. Erikson (V) 12.13.73; M. Wood (N) 12.29.37; A. Muir (N) 12.36.46; M. Wall (V AC) 12.44.45; D. Knox (V AC) 12.48.59.

4 x 400 METRES RELAY: Victoria 3.05.04; New South Wales 3.10.11; Queensland 3.10.57; South Australia 3.14.19.

4 x 100 METRES RELAY: Victoria 40.25; New South Wales 40.56; Western Australia 40.87; South Australia 41.01; Queensland 43.34

HIGH JUMP: D. Hoyle (V) 2.18; D. Morrow (N) 2.09; M. Franz (US) 2.09; B. Caldwell (SA) 2.09; C. Ehlers (WA) 2.06; M. Barratt (SA) 2.06.

LONG JUMP: G. Honey (V) 8.01; S. Knott (T) 7.71; S. Walsh (NZ) 7.48; R. McKinnon (WA) 7.42; P. Cleary (V) 7.27; B. Cain (SA) 7.24.

TRIPLE JUMP: K. Lorraway (ACT) 16.86; P. Beames (V) 15.47; M. McGrath (N) 15.45; B. Babilczuk (V) 15.12; D. Rooney (N) 15.00; P. Butler (N) 14.67.

POLE VAULT: R. Boyd (V) 5.10; A. Stewart (V) 4.90; R. Huddle (V) 4.90; B. Randall (V AC) 4.60; G. Wainwright (SA) 4.60; K. Symons (SA) 4.30.

JAVELIN THROW: M. O'Rourke (NZ) 80.76; G. Calvert (V) 77.72; R. Spiers (SA) 69.58; B. Dengate (N) 67.64; I. Wilson (WA) 67.48; C. Carbis (V) 66.90.

SHOT PUT: P. Nettle (V) 17.56; R. Rigby (V) 17.33; M. Barber (WA) 17.26; B. Meywes (N) 16.24; P. Taylor (N) 15.92; I. Murray (T) 13.09.

DISCUS THROW: P. Nettle (V) 53.98; R. Priman (Q) 52.42; P. Nandapi (V) 49.90; P. Spinoglio (Q) 49.74; K. Soutar (N) 48.68; M. Barber (WA) 46.56.

HAMMER THROW: H. Lotz (W.GERMANY) 67.92; G. Puopolo (V) 63.40; A. Pollock (V) 62.50; W. Jacenko (N) 59.40; D. Huxley (T) 57.86; L. Bertolacci (V) 54.32.

DECATHLON: P. Hadfield (N) 7886; I. Wilson (WA) 6962; J. De Bes (WA) 6888; A. Seagram (SA) 6878; G. Jones (N) 6644; P. Fossey (V) 6427.

JUNIOR MEN

100 METRES: G. Keating (V) 10.69; G. Andrea (V) 10.94; D. Johnstone (N) 11.03; R. Bowman (Q) 11.10; M. Benoit (V) 11.10; D. Blandford (N) 11.16.

200 METRES: M. MacLaughlin (N) 21.75; D. Johnstone (N) 21.78; N. Maguiness (V) 21.91; P. Bubner (SA) 22.02; M. Benoit (V) 22.1; R. Bowman (Q) 22.18.

400 METRES: G. Minihan (V) 46.67; C. Rogers (NZ) 47.34; P. Kaine (N) 48.04; G. McLaughlan (N) 48.06; T. Less (WA) 48.66; L. Mayes (SA) 48.86.

800 METRES: C. Rogers (NZ) 1.49.34; G. Watson (V) 1.49.66; A. Ozolins (N) 1.50.67; T. Lee (WA) 1.52.05; A. Reardon (N) 1.52.56; M. Bartels (V) 1.53.24.

1500 METRES: A. Reardon (N) 3.46.80; M. Arens (SA) 3.47.63; W. Clarke (V) 3.50.36; M. Trushell (ACT) 3.50.91; A. Hoyle (V AC) 3.52.51; S. Roach (V) 3.53.03.

5000 METRES: J. Chambers (V) 14.30.14; M. Boucher (V) 14.31.25; C. Yuan Cheng (C-T) 14.33.72; D. Boltz (N) 14.44.64; D. Campbell (Q) 14.47.00; W. Clews (WA) 15.00.93.

110 METRES HURDLES: R. McKinnon (WA) 14.68; R. Bowman (Q) 14.92; P. Bubner (SA) 14.96; M. Yung (Q) 14.98; M. Carroll (N) 15.07; P. Ehlers (WA) 15.09.

400 METRES HURDLES: G. MacLaughlan (N) 51.69; D. Joyce (N) 52.13; G. Smith (V) 53.45; G. Barrett (V) 54.21; G. Tudor (TAS) 54.75; C. Ehlers (WA) 55.07.

2000 METRES STEEPLECHASE: G. Lyons (V) 5.51.16; M. Jones (N) 5.53.31; M. Boucher (V AC) 5.54.82; J. Cormack (V AC) 5.55.69; J. McMurray (TAS AC) 6.01.26; S. Scott (SA) 6.06.90.

3000 METRES WALK: M. Woods (N) 12.29.74; A. Muir (N) 12.35.05; B. Birtchnell (V) 12.44.07; D. Cruise (V) 12.44.70; A. Jackno (V) 12.55.55; P. Lilley (N) 13.12.73.

4 x 100 METRES RELAY: Victoria 41.36; South Australia 42.00; Queensland 42.89.

4 x 400 METRES RELAY: New South Wales 3.12.54; Victoria 3.13.05; South Australia 3.16.29; Queensland 3.17.34.

HIGH JUMP: J. Atkinson (Q) 2.13; D. Hoyle (V) 2.13; D. Anderson (WA) 2.11; B. Caldwell (SA) 2.07; J. Packer (N) 2.04; C. Ehlers (WA) 2.01.

LONG JUMP: P. Cleary (V) 7.37; P. Bubner (SA) 7.26; R. McKinnon (WA) 7.26; L. De Biasi (V) 7.02; S. Kemp (N) 6.96; M. Mol (TAS) 6.96.

TRIPLE JUMP: P. Beames (V) 15.33; P. Cleary (V) 15.32; D. Hayes (SA) 14.27; M. Neates (WA) 14.25; A. Hough (N) 14.24; L. De Biasi (V) 14.22.

POLE VAULT: G. Wainwright (SA) 4.60; N. Honey (V) 4.30; M. Mol (TAS) 4.20; B. Jackson (WA) 4.10; R. Scott (SA) 3.95; J. Mattinson (SA) 3.95.

JAVELIN THROW: P. Thornton (SA) 66.42; P. Harwood (TAS) 64.14; R. McCafferty (TAS) 59.80; A. Metherell (V) 55.46; B. Owen (V) 48.74.

SHOT PUT: P. Nandapi (V) 18.40; P. McGrath (N) 17.78; G. Sedgwick (Q) 17.16; J. McNamara (Q) 16.63; A. Heyes (N) 16.51; S. Ludington (N) 15.94.

DISCUS THROW: P. Nandapi (V) 60.46; P. Spinoglio (Q) 60.12; J. Quigley (V) 53.84; J. McNamara (Q) 52.50; M. Henderson (Q) 51.92; B. Hall (V) 50.02.

HAMMER THROW: A. Heyes (N) 67.86; P. Spivey (V) 64.60; J. Quigley (V) 62.00; B. Stanton (WA) 56.14; E. Bria (SA) 53.78; M. Haque (N) 51.32.

DECATHLON: M. Spivey (V) 6371; P. Sharley (SA) 6207; B. Jackson (WA) 6180; S. Bews (V) 6127; S. Hall (V) 5720.

WOMEN

100 METRES: D. Wells (N) 11.48; H. Edwards (Q) 11.65; K. Waite (N) 11.86; J. McGill (V AC) 11.92; S. Ruxton (SA) 11.99; R. Strong (V) 12.08.

200 METRES: D. Wells (N) 23.25; H. Edwards (Q) 23.92; L. Evans (Q) 23.99; G. Farr (V) 24.13; J. McGill (V AC) 24.24; S. Waite (N) 24.41.

400 METRES: T. Cater (V) 52.26; L. Evans (Q) 53.28; L. Foreman (WA) 53.44; M. Baumgartner (V) 53.50; M. O'Shaughnessy (V) 54.22; S. Whiteway (TAS) 54.41.

800 METRES: T. Cater (V) 2.02.93; H. Barralet (Q) 2.03.28; P. Gray (TAS) 2.03.97; B. Willis (ACT) 2.06.09; J. Cousins (N) 2.09.94; C. Kasehagen (SA) 2.11.09.

1500 METRES: M. Reddish (WA) 4.19.97; J. Rennis (WA) 4.21.21; S. Schneider (V AC) 4.23.72; C. Hughes (NZ) 4.24.72; K. Wilkinson (V) 4.26.96; J. McFadzean (V) 4.29.76.

3000 METRES: J. Green (Q) 9.27.47; S. Schneider (V AC) 9.28.02;
J. Rennie (WA) 9.35.89; K. Wilkinson (V) 9.38.29; T. Walsh (N)
9.40.50; S. Pierson (V) 9.42.14.

100 METRES HURDLES: P. Gillies (N) 13.81; R. Strong (V) 14.01;
H. Edwards (Q) 14.07; T. Yaxley (NZ) 14.09; C. Boswell (SA) 14.18;
G. Saunders (Q) 14.45.

400 METRES HURDLES: L. Foreman (WA) 56.91; D. Flintoff (V) 57.94;
D. Cooper (V) 58.70; T. Yaxley (NZ) 59.00; M. O'Shaughnessy (V)
59.99; E. Hindle (WA) 61.94.

5000 METRES WALK: S. Cook (V) 22.53.20; S. Pierson (V) 23.20.62;
L. Young (V) 24.25.87; L. Harpur (SA) 24.44.87; A. Ryan (N) 24.49.00;
R. Thompson (N) 25.08.90.

4 x 100 METRES RELAY: New South Wales 44.70; Victoria 45.86; South
Australia 46.08; Queensland 46.49; Western Australia 46.83;
Tasmania 48.18.

4 x 400 METRES RELAY: Victoria 3.39.42; New South Wales 3.40.58;
Tasmania 3.41.26; South Australia 3.43.69.

HIGH JUMP: C. Stanton (WA) 1.92; K. Gibbs (N) 1.90; V. Brown (WA)
1.81; J. Steinfort (V AC) 1.81; S. Moran (SA) 1.78; K. Dennis (Q)
1.78.

LONG JUMP: C. Stanton (WA) 6.40; L. Garden (N) 6.27; R. Strong (V)
6.04; A. Divito (SA) 6.00; C. Booth (N) 5.99; G. Saunders (Q) 5.95.

JAVELIN THROW: P. Rivers (V) 61.86; P. Matthews (V) 59.06; S. Howland
(V) 58.48; T. Wrenn (V AC) 49.90; L. Dennis (N) 45.78; M. Thomas (N)
44.72.

DISCUS THROW: G. Mulhall (V) 60.92; A. Rovis-Herman (WA) 47.14;
C. Schultz (V) 46.10; B. Francis (V) 45.35; I. Livich (WA) 44.96;
J. Connellan (Q) 44.56.

SHOT PUT: G. Mulhall (V) 18.24; B. Francis (V) 16.00; C. Schultz (V)
14.62; P. Donnelly (V AC) 14.33; J. Carlile (N) 12.99; S. Penson (WA)
12.60.

HEPTATHLON: G. Saunders (Q) 5554; J. Millar (TAS) 5289; W. Smart (N)
5087; S. Moran (SA) 5056.

JUNIOR WOMEN

100 METRES: D. Holden (N) 11.72; M. Spitteler (N) 12.24; K. Bowers
(Q) 12.38; J. Fleming (V) 12.39; C. Byles (SA) 12.39; B. Webb (Q) 12.43.

200 METRES: D. Holden (N) 23.59; M. Spitteler (N) 24.53; C. Byles (SA)
24.60; G. Miller (TAS) 24.81; K. Bowers (Q) 25.02; E. White (WA) 25.35.

400 METRES: G. Miller (TAS) 54.39; G. Hall (N) 54.60; C. Stoneham (V)
54.78; M. Holland (N) 54.96; S. Speers (TAS) 55.45; E. White (WA) 57.43.

800 METRES: M. Reddish (WA) 2.07.57; J. Nykvist (Q) 2.08.56; S. Speers
(TAS) 2.08.76; B. Buck (WA) 2.09.87; E. Rose (N) 2.10.53; K. McDonald
(ACT) 2.14.66.

1500 METRES: M. Reddish (WA) 4.26.46; B. Buck (WA) 4.33.89; A. Leaney
(V) 4.34.30; J. Nykvist (Q) 4.36.94; E. Rose (N) 4.37.24; E. Allen
(SA) 4.37.46.

3000 METRES: M. Reddish (WA) 9.41.88; T. Turney (V) 10.00.94; E. Allen (SA) 10.09.60; K. Fischer (Q) 10.15.00; H. Wakeman (N) 10.37.27.

100 METRES HURDLES: J. Beasley (WA) 14.09; L. Garling (N) 14.50; S. Wheatley (Q) 14.74; K. Harders (Q) 14.75; J. Fleming (V) 14.75; B. Pittman (Q) 14.98.

400 METRES HURDLES: S. Tanner (WA) 60.24; M. Hardstaff (TAS) 60.48; C. Wilson (V) 61.26; D. Allen (SA) 62.35; R. Attenborough (N) 62.60; M. Eccles (V) 63.29.

3000 METRES WALK: L. Nicholson (V) 14.42.92; T. Clark (N) 14.53.06; D. Robertson (V) 14.58.7; L. Harrison (N) 15.13.3; B. Thompson (N) 15.28.0; P. Langley (N) 15.29.7.

4 x 100 METRES RELAY: New South Wales 46.10; Victoria 46.70; Western Australia 46.33; South Australia 47.98; Queensland 48.12; Tasmania 48.71.

4 x 400 METRES RELAY: Victoria 3.42.13; New South Wales 3.42.87; Tasmania 3.43.23; Western Australia 3.48.52; Queensland 3.55.21; South Australia 3.56.17.

HIGH JUMP: T. Hindle (Q) 1.79; J. Talbot (V) 1.76; K. Harders (Q) 1.73; R. Slyters (ACT) 1.73; D. Boyce (SA) 1.70; A. Thomas (N) 1.70.

LONG JUMP: J. Beasley (WA) 6.01; A. Stevenson (N) 5.93; D. Vlahov (WA) 5.90; C. Gray (SA) 5.75; G. Hall (N) 5.56; M. McLean (V AC) 5.55.

JAVELIN THROW: L. Dennis (N) 45.84; S. Wijesundra (WA) 43.46; C. Wilkinson (SA) 43.22; V. Harwood (TAS) 40.90; P. Mountfield (N) 40.84; J. Bates (Q) 40.86.

SHOT PUT: J. Carlile (N) 13.67; I. Livich (WA) 12.39; L. Dennis (N) 11.90; P. Mountfield 11.58; G. Larsen (SA) 11.08; J. Clark (V) 9.49.

DISCUS THROW: I. Livich (WA) 45.08; P. Mountfield (N) 42.10; C. Mills (SA) 39.64; L. Dennis (N) 39.50; J. Clark (V) 39.16; J. Waugh (SA) 39.12.

HEPTATHLON: K. Harders (Q) 5333; D. Vlahov (WA) 5189; L. Richards (N) 4932; A. Thomas (N) 4874; S. Smith (Q) 4769; L. McHarg (N) 4686.

SHIELD AWARDS

RICHARD COOMBES SHIELD

1. Victoria
2. New South Wales
3. Queensland
4. South Australia
5. A.C.T.
6. = Tasmania & W.A.

DORIS MULCAHY SHIELD

1. Victoria
2. New South Wales
3. Western Australia
4. Queensland
5. Tasmania
6. South Australia
7. A.C.T.

ARTHUR J. HODSON SHIELD

1. Queensland
2. Victoria
3. Western Australia
4. Tasmania
5. New South Wales
6. South Australia
7. A.C.T.

C. RONALD AITKEN SHIELD

1. Western Australia
2. Queensland
3. South Australia
4. New South Wales
5. Tasmania
6. Victoria
7. A.C.T.

DORIS MAGEE SHIELD

1. Western Australia
2. New South Wales
3. Victoria
4. Queensland
5. Tasmania
6. South Australia
7. A.C.T.

AUSTRALIAN MARATHON CHAMPIONSHIPS - ADELAIDE 27TH JULY, 1980

1st	L. Whitty (NSW)	2.19.00
2nd	G. Wood (S.A)	2.20.26
3rd	J. Stanley (NSW)	2.22.43
4th	B. Morgan (NSW)	2.23.57
5th	R. Lyons (Qld)	2.24.06
6th	C. Neave (ACT)	2.24.44

WOMEN:

1st	J. Kuchins (VIC)	2.53.23
2nd	M. Pye (VIC)	2.56.08
3rd	B. Byrnes (VIC)	3.00.10
4th	K. Whannel (QLD)	3.02.47



Collect
**MILO COACHING
HINTS**
from back of labels
- **SOCCER**
- **NETBALL**
- **TENNIS**

**It's marvellous what a
difference MILO makes.**

AUSTRALIAN COMPETITORS IN INTERNATIONAL COMPETITION

RESULTS OF I.A.A.F. WORLD CHAMPIONSHIPS SITARD, NETHERLANDS AUG. 14-16, 1980

400M HURDLES 7th Lyn Foreman Australia 58.24

Lyn's other times Heat: 58.07
 S.F.: 57.46

RESULTS OF MANILA INTERNATIONAL MARATHON AUG. 30

1st John Stanley (N.S.W) 2.30.5
2nd Brian Morgan (N.S.W) 2.47.03

PRESIDENT MARCOS' BIRTHDAY COMMEMORATIVE MARATHON SEPT. 6

1st John Stanley (N.S.W.) 2.27.0

FUKUOKA MARATHON - JAPAN - DECEMBER 7

4th Gary Henry (VIC) 2.10.9
8th R. De Castilla (VIC) 2.10.44
20th L. Whitty (N.S.W.) 2.15.23

VANCOUVER MARATHON MAY 1981

1st Brian Morgan (N.S.W.) 2.16.30

WORLD CROSS COUNTRY CHAMPIONSHIPS - MADRID 28th MARCH

6th R. de Castilla 35.20
23rd S. Austin 35.50
34th J. Andrews 35.59
49th B. Lewry 36.12
62nd M. Little 36.20
81st C. Wardlaw 36.30
100th G. Bentley 36.50
171st R. Neylon 37.50
187. T. U'Shaughnessy 38.29

Team: Australia - 5th (255)

MOSCOW OLYMPICS 1980RESULTS

<u>NAME</u>	<u>EVENT</u>	<u>ROUND</u>	<u>PLACE</u>	<u>TIME</u>
Steve AUSTIN (VIC)	5,000m	1st S.F.	7th 7th	13.47.5 13.43.2
	10,000m	Heat	5th	29.45.2
Gerard BARRETT (QLD)	10,000m Marathon	DNC DNF		
Denise BOYD (VIC)	100m	1st	2nd	11.56
		2nd	4th	11.35
		S.F.	8th	11.44
	200m	1st	2nd	23.36
		2nd	5th	22.91
		S.F.	3rd	22.80
	Final	7th	22.76	
Ian CAMPBELL (VIC)	Triple J.	Final	5th	16.72
Rob de CASTELLA (VIC)	Marathon		10th	2:14:31.0
Peter FARMER (VIC)	Hammer T.	D.N.Q.		69.16
David FITZSIMMONS (SA)	5,000m	Heat	7th	13.46.4
		S.F.	10th	13.58.3
Penny GILLIES (NSW)	100m H.	1st	6th	13.86
Peter HADFIELD (NSW)	Decathlon		13th	7709 pts.
Gary HONEY (VIC)	Long Jump	D.N.Q.		7.44
Ken LORRAWAY (ACT)	Triple J.		8th	16.44
Pam MATTHEWS (VIC)	Javelin	D.N.Q.		55.72
Rick MITCHELL (VIC)	400m	1st	3rd	46.63
		2nd	1st	45.73
		S.F.	2nd	45.58
		Final	2nd	44.84
Gael MULHALL (VIC)	Shot put		12th	18.00
	Discus	D.N.Q.	D.N.Q.	54.90
Petra RIVERS (VIC)	Javelin	D.N.Q.		55.80
Willi SAWALL (VIC)	50k Walk		8th	4.08.25
Bill SCOTT (VIC)	10,000m	Heat	3rd	28.58.8
	10,000m	Final	9th	28.15.1
David SMITH (VIC)	20k Walk	Disqualified		
	50k Walk	D.N.F.		
Chris WARDLAW (VIC)	Marathon		28th	2.20.42.0
Chris STANTON (WA)	High Jump	Qualified		1.88m
		Final	6th	1.91m
Debbie WELLS (NSW)	100m	1st	5th	11.72
		2nd	7th	11.66

RECORDS

MEN

<u>100 METRES</u>	<u>RECORD</u>	<u>NAME</u>	<u>COUNTRY/ STATE/CLUB</u>	<u>DATE</u>	<u>PLACE</u>
World	9.95	Jim Hines	U.S.A.	14.10.68	Mexico
Commonwealth	9.9 (e)	Donald Quarrie	Jamaica		
	10.0 (h)	Harry W. Jerome	Canada		
Australian	10.0	P.A.Narracott	Queensland	19. 3.78	Brisbane
Australian Under 20	10.0	P.A.Narracott	Queensland	19. 3.78	Brisbane
Australian Under 17	10.4	P.A.Narracott	Queensland	2.10.76	Brisbane
<u>200 METRES</u>					
World	19.72	Pietro Mennea	Italy	12. 9.79	Mexico
Commonwealth	20.23(e)	Donald Quarrie	Jamaica		
	19.8 (h)	Donald Quarrie	Jamaica		
Australian	20.4	P.A.Narracott	Queensland	25. 2.79	Brisbane
	20.4 (h)	M.B.Frayne	Sth Australia	21.12.80	Canberra
	20.59(e)	M.B.Frayne	Sth Australia	21.12.80	Canberra
Australian Under 20	20.5	P.A.Narracott	Queensland	27. 2.77	Brisbane
	20.5 (h)	P. Gandy	N.S.W.	20.12.79	Sydney
	20.88(e)	P. Gandy	N.S.W.	21.12.80	Canberra
Australian Under 17	20.6	P.A.Narracott	Queensland	3.10.76	Brisbane
<u>400 METRES</u>					
World	43.86	Lee Evans	U.S.A.	18.10.68	Mexico
Commonwealth	44.9	Julius Sang	Kenya		
Australian Open	45.2	S. Chepkwony	Kenya	4. 2.75	Melbourne
Australian National	45.3 (h)	R. Mitchell	Victoria	23. 3.80	Sydney
	45.35(e)	R. Mitchell	Victoria	23. 3.80	Sydney
Australian Under 20	46.9	R.P.Wilson	Queensland	25.10.69	Brisbane
		L.P.Hollestelle	N.S.W.	31. 3.74	Melbourne
		D. Waller	N.S.W.	18. 3.78	Brisbane
		G. Minahan	Victoria	15.11.80	Melbourne
Australian Under 17	47.3	L.P.Hollestelle	N.S.W.	6. 1.74	Sydney
<u>800 METRES</u>					
World	1.42.33	Sebastian Coe	G.B. & N.I.	5. 7.79	Oslo
Commonwealth	1.43.6	Michael Boit	Kenya		
Australian Open & Nat.	1.45.9	John Higham	Victoria	6. 3.80	Melbourne
Australian Open & Nat.	1.45.9	Michael Hillardt	Queensland	15. 1.80	Melbourne
Australian Under 20	1.45.9	Michael Hillardt	Queensland	15. 1.80	Melbourne
Australian Under 17	1.50.8	R.S. Markey	Tasmania	29. 1.72	Melbourne
<u>1000 METRES</u>					
World	2.13.40	Sebastian Coe	G.B. & N.I.	1. 7.80	Oslo
Commonwealth	2.21.6	Ken Elmer	Canada		
Australian Open	2.19.7	J. Kipkurgat	Kenya	8. 3.75	Melbourne
Australian National	2.20.8	R.D.Doubell	Victoria	12. 3.70	Melbourne
Australian Under 20	2.25.9	G.A.Gledhill	Victoria	14.12.65	Melbourne
<u>1500 METRES</u>					
World	3.31.36	Steve Ovett	G.B.R.	27. 8.80	Koblenz
Commonwealth	3.32.2	Filbert Bayi	Tanzania		
Australian Open	3.36.9	G. D. Crouch	Victoria	4. 2.75	Melbourne
Australian Under 20	3.39.7	M. Hillardt	Queensland	23. 3.80	Sydney
Australian Under 17	3.48.0	B.J.Crew	Tasmania	3. 2.79	Brisbane

<u>2000 METRES</u>	<u>RECORD</u>	<u>NAME</u>	<u>COUNTRY/ STATE/CLUB</u>	<u>DATE</u>	<u>PLACE</u>
World	4.51.4	John Walker	New Zealand	30. 6.76	Oslo
Commonwealth	4.51.4	John Walker	New Zealand	30. 6.76	Oslo
Australian Open & Nat.	5.01.3	S. Foley	Victoria	22.12.79	Adelaide
Australian Under 20	5.15.5	M.J.Arens	Sth Australia	22.12.79	Adelaide

3000 METRES

World	7.32.1	Henry Rono	Kenya	27. 6.78	Oslo
Commonwealth	7.35.2	Brendan Foster	G.B.R.		
Australian Open	7.43.0	Henry Rono	Kenya	10. 2.80	Brisbane
Australian National	7.48.8	G.M.Barrett	Queensland	29.11.78	Brisbane
Australian Under 20	8.23.2	G.M.Barrett	Queensland	19. 2.75	Sydney
Australian Under 17	8.23.2	M.J.Thomson	N.S.W.	15.12.77	Melbourne

5000 METRES

World	13.08.4	Henry Rono	Kenya	8. 4.78	Berkeley
Commonwealth	13.14.4	Benjamin Jipcho	Kenya		
Australian Open & Nat.	13.23.8	W.S.Scott	Victoria	23. 1.80	Melbourne
Australian Under 20	13.58.4	F.R.De Castella	Victoria	4.12.75	Melbourne

10,000 METRES

World	27.30.5	Samson Kimobwa	Kenya	30. 6.77	Helsinki
Commonwealth	27.30.8	David Bedford	G.B.R.		
Australian Open	27.31.4(h)	Henry Rono	Kenya	6. 2.80	Melbourne
	27.31.68(e)	Henry Rono	Kenya	6. 2.80	Melbourne
Australian National	27.46.6(h)	W.S.Scott	Victoria	6. 2.80	Melbourne
	27.46.71(e)	W.S.Scott	Victoria	6. 2.80	Melbourne
Australian Under 20	29.11.8	F.R.De Castella	Victoria	17.12.75	Melbourne

20,000 METRES

World	57.24.2	Jos Hermens	Netherlands	1. 5.76	Papendal
Commonwealth	58.39.0	Ronald Hill	G.B.R.		
Australian	59.22.8	R.W.Clarke	Victoria	27.10.65	Geelong
Australian Under 20	1.10.03.8	M.E.Little	Tasmania	5.10.68	Melbourne

25,000 METRES

World	1.14.11.8	Bill Rodgers	U.S.A.	21. 2.79	Saratoga
Commonwealth	1.15.22.6	Ronald Hill	G.B.R.		
Australian	1.20.31.4	B. Morgan	N.S.W.	24. 5.80	Newcastle
Australian Under 20	1.24.12.0	E.A.Keranen	Victoria	3.11.74	Melbourne

30,000 METRES

World	1.31.30.4	Jim Alder	G.B. & N.I.	5. 9.70	London
Commonwealth	1.31.30.4	Jim Alder	G.B. & N.I.	5. 9.70	London
Australian Open	1.38.33.5	B. Morgan	N.S.W.	24. 5.80	Newcastle
Australian Under 20	1.46.53.0	E.A.Keranen	Victoria	3.11.74	Melbourne

1 HOUR

World	20,944m	Jos Hermens	Netherlands	1. 5.76	Papendal
Commonwealth	20,471m	Ronald Hill	G.B.R.		
Australian Open	20,232.56m	R.W.Clarke	Victoria	27.10.65	Geelong
Australian Under 20	18,678m	A.L.Bart	Sth Australia	29. 8.73	Adelaide

100 YARDS

Commonwealth	9.1	Harry W. Jerome	Canada		
Australian	9.2	R.W.Lay	N.S.W.	10. 3.65	Sydney

<u>1 MILE</u>	<u>RECORD</u>	<u>NAME</u>	<u>COUNTRY/ STATE/CLUB</u>	<u>DATE</u>	<u>PLACE</u>
World	3.48.8	Steve Ovett	G.B.R.	1. 7.80	Oslo
Commonwealth	3.49.4	John Walker	New Zealand		
Australian Open	3.56.3	John Walker	New Zealand	15. 1.79	Sydney
Australian Nationals	3.56.6	M. Hillardt	Queensland	8. 3.81	Sydney
Australian Under 20	4.00.9	R.S.Markey	Tasmania	9. 1.74	Melbourne

1500 METRES WALK

Australian Open & Nat.	5.19.1	D.G.Smith	Victoria	7. 2.81	Melbourne
Australian Under 20	5.46.2	W.C.Dyer	Victoria	7. 3.81	Melbourne
Australian Under 17	5.59.2	A.D.Muir	N.S.W.	31. 1.81	Sydney

3000 METRES WALK

Australian Open & Nat.	11.11.5	D.G.Smith	Victoria	8.3.81	Sydney
Australian Under 20	12.15.2	W.C.Dyer	Victoria	14.3.81	Melbourne
Australian Under 17	12.36.3	M.D.Woods	N.S.W.	12. 1.79	Sydney

5000 METRES WALK

Australian Open	20.15.02	D.G.Smith	Victoria	2. 3.80	Ballarat
Australian Under 20	22.23.5	M.Woods	N.S.W.	8. 9.79	Pagewood

10,000 METRES WALK

Commonwealth	41.55.6	Phil Embleton	G.B.R.		
Australian Open & Nat.	40.54.6	D.G.Smith	Victoria	2. 3.80	Ballarat
Australian Under 20	45.23.8	W.C.Dyer	Victoria	2. 3.80	Ballarat

15,000 METRES WALK

Australian Open	1.06.09.4	D.M.Keane	Victoria	22. 9.56	Melbourne
Australian Under 20	1.12.38.2	P.E.Nugent	Victoria	29.6.74	Melbourne

20,000 METRES WALK

World	1.20.06.8	Daniel Bautista	Mexico	17.10.79	Montreal
Commonwealth	1.28.45.8	Ken Matthews	G.B.R.		
Australian Open	1.28.34.4	W.A.Sawall	Victoria	24. 5.80	Melbourne
Australian Under 20	1.37.14.8	P.E.Nugent	Victoria	29. 6.74	Melbourne

30,000 METRES WALK

World	2.08.00	Jose Marin	Spain	8. 4.79	Barcelona
Commonwealth	2.23.09.2	N.F.Freeman	Victoria	26. 7.69	Melbourne
Australian Open	2.23.09.2	N.F.Freeman	Victoria	26. 7.69	Melbourne

50,000 METRES WALK

World	3.41.39.0	Raul Gonzales	Mexico	25. 5.79	Fana
Commonwealth	4.06.39.0	W. A. Sawall	Victoria	14. 8.76	Melbourne
Australian Open	4.06.39.0	W. A. Sawall	Victoria	14. 8.76	Melbourne


1 HOUR WALK

Australian Open	13649.2	D.M.Keane	Victoria	22. 9.56	Melbourne
-----------------	---------	-----------	----------	----------	-----------


2 HOUR WALK

World	28165m	Jose Marin	Spain	8. 4.79	Barcelona
Commonwealth	26118m	Edward Allsopp	Victoria	22. 9.56	Melbourne
Australian Open	27123.35m	W.A.Sawall	Victoria	24. 5.80	Melbourne
Australian Under 20	23127.84m	R.W.Haywood	Victoria	21. 8.65	Melbourne

<u>110 METRES HURDLES</u>	<u>RECORD</u>	<u>NAME</u>	<u>COUNTRY/ STATE/CLUB</u>	<u>DATE</u>	<u>PLACE</u>
World	13.00	Renaldo Nehemiah	U.S.A.	6. 5.79	Westwood
Commonwealth	14.18	Daniel Taillon	Canada		
Australian Open	13.5	J.W.Davis	U.S.A.	28.11.56	Melbourne
	13.5	L.O.Calhoun	U.S.A.	28.11.56	Melbourne
Australian National	13.6	M.C.Binnington	Victoria	3. 2.76	Melbourne
	13.6	W. C. Parr	N.S.W.	9.10.77	Sydney
Australian Under 20	13.5	D.E.Wright	Queensland	2.10.77	Brisbane
Australian Under 17	13.61	D.E.Wright	Queensland	28. 2.76	Brisbane
<u>200 METRES HURDLES</u>					
Commonwealth	22.7	J. M. McCann	N.S.W.	5. 3.66	Sydney
Australian Open	22.7	J. M. McCann	N.S.W.	5. 3.66	Sydney
Australian Under 20	23.2	P. L. Balthes	Queensland	9. 2.63	Brisbane
Australian Under 17	24.9	A. Cashman	N.S.W.	26. 1.63	Sydney
<u>400 METRES HURDLES</u>					
World	47.13	Edwin Moses	U.S.A.	3. 7.80	Milan
Commonwealth	47.8	J. Akii-Bua	Uganda		
Australian Open	49.4	G.J.Knoke	N.S.W.	26. 3.72	Perth
Australian Under 20	51.6 (h)	W.B.Hooker	Victoria	17. 3.68	Melbourne
	51.57(e)	J. Roche	Victoria	12.12.60	Sydney
<u>4 x 100 METRES RELAY</u>					
World	38.03	U.S.A.		3. 9.77	Dusseldorf
Commonwealth	38.3	Jamaica			
Australian Open	38.35	U.S.A.		3.12.77	Canberra
Australian National	39.8	Victoria		18. 3.78	Brisbane
Australian Under 20	41.1	Queensland		19. 3.78	Brisbane
Australian Under 17	42.4	Queensland		28. 2.71	Sydney
<u>4 x 200 METRES RELAY</u>					
World	1.20.26	U.S.A.		27. 5.78	Tempe
Commonwealth	1.23.5	Trinidad			
Australian Open	1.23.8	U.S.A.		5.12.56	Sydney
Australian National	1.23.8	E.Melb Harriers	Victoria	9. 3.75	Melbourne
Australian Under 20	1.27.3	Mentone	Victoria	31. 1.72	Melbourne
Australian Under 17	1.30.0	Wendouree	Victoria	6. 2.79	Melbourne
<u>4 x 400 METRES RELAY</u>					
World	2.56.16	U.S.A.		20.10.68	Mexico
Commonwealth	2.59.6	Kenya			
Australian Open	3.04.7	U.S.A.		1.12.56	Melbourne
Australian National	3.06.2(h)	Aust. Olympic Team		1.12.56	Melbourne
	3.05.8(e)	Victoria		23. 3.80	Sydney
Australian Under 20	3.14.2	Queensland		22. 3.80	Sydney
Australian Under 17	3.19.9	N.S.W. A.A.A.		18. 1.76	Melbourne
<u>4 x 800 METRES RELAY</u>					
World	7.08.1	U.S.S.R.		13. 8.78	Podoisk
Commonwealth	7.11.6	Kenya			
Australian Open	7.22.9	U.S.A.		5.12.56	Sydney
Australian National	7.28.8	Ringwood A.A.C.		10. 3.81	Melbourne
Australian Under 20	7.42.2	Victoria		6. 2.79	Melbourne



Bruce Frayne (S.A.) 200 m Champion.



Tracy Hinde (Qld.) Jun




*Diane Holden (N.S.W.) Junior 100 m
& 200 m Champion.*



Mark Spivey (Vic.) Jun




Senior High Jump Champion.



Garry Henry (Vic.) Top Marathon Runner.



Senior Decathlon Champion.



Steve Austin (Vic.) who topped the rankings over 5,000 and 10,000 m.

<u>4 x 1500 M. RELAY</u>	<u>RECORD</u>	<u>NAME</u>	<u>COUNTRY/ STATE/CLUB</u>	<u>DATE</u>	<u>PLACE</u>
World	14.38.8	West Germany		17. 8.77	Cologne
Commonwealth	14.40.4	New Zealand			
Australian Open	15.26.4	Box Hill A.A.C.		7. 3.76	Melbourne
<u>1500 METRES STEEPLECHASE</u>					
Australian Under 17	4.17.5	G.D.Young	Sth Australia	6. 2.80	Adelaide
<u>2000 METRES STEEPLECHASE</u>					
Australian Under 20	5.38.6	G. Dunsford	N.S.W.	13. 3.77	Hobart
Australian Under 17	5.51.2	T.C.Elsey	Victoria	1. 2.78	Melbourne
<u>3000 METRES STEEPLECHASE</u>					
World	8.05.4	Henry Rono	Kenya	13. 5.78	Seattle
Commonwealth	8.14	Kipchoge Keino	Kenya		
Australian Open	8.21.0	K. Rono	Kenya	12. 2.80	Adelaide
Australian National	8.27.0	P.A.Larkins	Victoria	21. 3.76	Melbourne
Australian Under 20	9.01.8	R.F.Hardwick	Sth Australia	22. 3.75	Adelaide
<u>POLE VAULT</u>					
World	5.78m	W.Kozakiewicz	Poland	30. 7.80	Moscow
Commonwealth	5.51m	Don Baird	Australia		
Australian Open	5.50m	Rauli Pudas	Finland	8. 2.81	Sydney
Australian National	5.31m	D.G.Baird	Victoria	12. 1.78	Melbourne
Australian Under 20	4.90	R.M.Boyd	Victoria	22. 3.71	Adelaide
Australian Under 17	4.42m	R.M.Boyd	Victoria	24. 3.68	Sydney
<u>LONG JUMP</u>					
World	8.90m	Robert Reamon	U.S.A.	18.10.68	Mexico City
Commonwealth	8.23m	Lynn Davies	G.B.R.		
Australian Open	8.08m	C.J.Commons	Victoria	14. 1.78	Sydney
Australian Under 20	7.60m	S. Knott	Tasmania	17. 3.78	Brisbane
Australian Under 17	7.33m	F.J.Holpen	Queensland	22.12.73	Brisbane
<u>TRIPLE JUMP</u>					
World	17.89m	J. de Oliveria	Brazil	15.10.75	Mexico City
Commonwealth	17.02m	Philip May	Australia		
Australian Open	17.16m	K. Connor	G.B.	16. 1.80	Adelaide
Australian National	17.09	I. Campbell	Victoria	16. 1.80	Melbourne
Australian Under 20	16.27	I. Campbell	Victoria	17. 1.76	Melbourne
Australian Under 17	15.40	F.J.Holden	Queensland	13. 1.74	Brisbane
<u>HIGH JUMP</u>					
World	2.36m	Gerd Wessig	G.D.R.	1. 8.80	Moscow
Commonwealth	2.26m	Greg Joy	Canada		
Australian Open	2.22m	N. Paige	U.S.A.	18. 1.81	Brisbane
Australian National	2.21m	G.P.Windeyer	N.S.W.	3. 6.78	Brisbane
Australian Under 20	2.16m	D. Hoyle	Victoria	23. 3.80	Sydney
	2.16m	D. Hoyle	Victoria	1. 3.80	Brisbane
Australian Under 17	2.14m	D. Hoyle	Victoria	15.12.79	Perth

<u>SHOT PUT</u>	<u>RECORD</u>	<u>NAME</u>	<u>COUNTRY/ STATE/CLUB</u>	<u>DATE</u>	<u>PLACE</u>
World	22.15m	Udo Beyer	G.D.R.	6. 7.78	Gothenburg
Commonwealth	21.55m	Geoff Capes	G.B.R.		
Australian Open	19.62m	C. Anderson	U.S.A.	3.12.77	Canberra
Australian National	18.26m	P. Nettle	Victoria	15.11.80	Melbourne
Australian Under 20	18.73m	R.E.Rigby	Victoria	17.12.66	Hobart
Australian Under 17	18.60m	P.Spinoglio	Queensland	3. 2.79	Brisbane

DISCUS THROW

World	71.16m	W.Schmidt	G.D.R.	9. 8.78	Berlin
Commonwealth	65.40m	B.Chambul	Canada		
Australian Open & Nat.	65.06m	W.Martin	N.S.W.	3. 1.79	Melbourne
Australian Under 20	63.56m	P.Nandapi	Victoria	29. 3.80	Melbourne
Australian Under 17	58.98m	P.Spinoglio	Queensland	24. 3.79	Perth

JAVELIN

World	96.72m	Ferenc Paragi	Hungary	23. 4.80	Tata
Commonwealth	87.76m	Phil Olsen	Canada		
Australian Open	85.71m	E.Danielson	Norway	26.11.56	Melbourne
Australian National	81.01m	N. N. Birks	Sth Australia	24. 2.62	Adelaide
Australian Under 20	76.29m	A.E.Mitchell	N.S.W.	24. 1.60	Melbourne
Australian Under 17	69.58m	D.H.F.Baker	Sth Australia	14. 1.78	Sydney

HAMMER THROW

World	81.80m	Yuriy Sedykh	U.S.S.R.	31. 7.80	Moscow
Commonwealth	75.90m	Peter Farmer	Australia	14. 8.79	Vanues
Australian Open	70.30m	Hans Lotz	W.Germany	21. 2.81	Melbourne
Australian Under 20	66.84m	Andrew Heyes	N.S.W.	4. 2.81	Sydney
Australian Under 17	67.72m	A. Heyes	N.S.W.	14. 1.78	Sydney

COMBINED:

<u>Pentathlon:(Under 20 Men)</u>	3065 Pts.	M. Mol	Tasmania	13. 1.80	Hobart
Long Jump	6.38m	688	Discus Throw	30.08	476
Javelin Throw	50.74m	643	1500 Metres	4.44.1	499
200 Metres	22.8	759			
<u>Decathlon: World</u>	8649 Pts.	G.Kratschmer	F.R.G.	14/15.6.80	Filderstadt
100 Metres	10.58	110 M. Hurdles		13.92	
Long Jump	7.80m	Discus Throw		45.52	
Shot Put	15.47m	Pole Vault		4.60m	
High Jump	2.00m	Javelin Throw		66.50m	
400 Metres	48.04	1500 Metres		4.24.15	
Commonwealth	7916	D.Thompson	G.B.R.		
Australian Open & National	7931 Pts.	P.Hadfield	N.S.W.	29/30.12.79	Sydney
100 Metres	10.8	853	110m H.	14.6	892
Long Jump	7.17m	855	Discus Throw	47.42m	826
Shot Put	13.76m	713	Pole Vault	4.20	859
High Jump	1.90m	769	Javelin	58.90m	748
400 Metres	48.5	875	1500 Metres	4.37.4	541
Australian Under 20	7070 Pts.	A.Seagrim	S.A.	26/27.1.80	Adelaide
100 Metres	10.8	853	100m H.	16.7	685
Long Jump	6.75m	767	Discus Throw	40.7	699
Shot Put	12.02m	600	Pole Vault	3.50m	672
High Jump	1.69	578	Javelin	61.92m	785
400 Metres	48.7	866	1500 Metres	4.32.2	5 75

WOMEN

<u>100 METRES</u>	<u>RECORD</u>	<u>NAME</u>	<u>COUNTRY/ STATE/CLUB</u>	<u>DATE</u>	<u>PLACE</u>
World	10.88	Marlies Gohr	G.D.R.	1. 7.77	Dresden
Commonwealth	11.0	Denise Robertson	Australia		
Australian Open & Nat.	11.0	Denise Robertson	Queensland	27.10.73	Sydney
Australian Under 18	11.2	J. Lamy	N.S.W.	21. 1.67	Sydney
Australian Under 15	11.3	D. Wells	N.S.W.	14. 1.76	Sydney
<u>200 METRES</u>					
World	21.71	Marita Koch	G.D.R.	10. 6.79	Karl Marx
Commonwealth	22.50	Raelene Boyle	Australia		
	22.50	Denise Robertson	Australia		
Australian Open & Nat.	22.2 (h)	D. Boyd	Victoria	23. 3.80	Sydney
	22.35(e)				
Australian U. 18 & 15	22.8	D. Wells	N.S.W.	28. 2.76	Brisbane
<u>400 METRES</u>					
World	48.60	Marita Koch	G.D.R.	4. 8.79	Turin
Commonwealth	51.0	Marilyn Neufville	Jamaica		
Australian Open & Nat.	51.2	Raelene Boyle	Victoria	12. 3.80	Adelaide
Australian Under 18	52.7	M. Baumgartner	Victoria	15. 1.81	Melbourne
Australian Under 15	55.1	M. Baumgartner	Victoria	18. 2.78	Melbourne
<u>800 METRES</u>					
World	1.53.43	N. Olizarenko	U.S.S.R.	27. 7.80	Moscow
Commonwealth	1.59.0	Charlene Rendia	Australia		
Australian Open & Nat.	1.59.0	C. Rendina	Victoria	29. 2.76	Melbourne
Australian Under 18	2.05.3	M. Reddish	Western Aust.	28. 2.81	Perth
Australian Under 15	2.09.4	J. Nykvist	Queensland	23. 2.80	Brisbane
<u>1500 METRES</u>					
World	3.52.47	T. Kazankina	U.S.S.R.	13. 8.80	Zurich
Commonwealth	4.04.8	S. Carey	U.K.		
Australian Open	4.07.6	G. Waitz	Norway	11. 1.79	Melbourne
Australian National	4.14.0	P. Lazarakis	Western Aust.	23. 2.80	Perth
Australian Under 18	4.19.9	M. Reddish	Western Aust.	15. 1.81	Melbourne
Australian Under 15	4.25.9	J. Nykvist	Queensland	15.11.80	Brisbane
<u>3000 METRES</u>					
World	8.27.12	Lyudmila Bragina	U.S.S.R.	7. 8.76	Maryland
Commonwealth	8.55.6	J. Smith	U. K.		
Australian	9.18.5	L. Williams	Victoria	24. 2.79	Melbourne
Australian Under 18	9.28.6	M. Reddish	Western Aust.	7. 3.81	Perth
<u>1 MILE</u>					
World	4.21.68	Mary Decker	U.S.A.	26. 1.80	Auckland
Australian Open & Nat.	4.43.1	S. Muir	N.S.W.	15.12.79	Sydney
<u>1500 METRES WALK</u>					
Australian Open & Nat.	6.19.0	S. Cook	Victoria	8.11.80	Melbourne
Australian Under	6.32.4	S. Pierson	Victoria	8.11.80	Melbourne
Australian Under	6.32.6	A. Miller	Victoria	5. 2.78	Melbourne

<u>3000 METRES WALK</u>	<u>RECORD</u>	<u>NAME</u>	<u>COUNTRY/ STATE/CLUB</u>	<u>DATE</u>	<u>PLACE</u>
Australian Open & Nat.	13.28.8	S. Cook	Victoria	22. 1.81	Melbourne
Australian Under 18	13.50.0	S. Pierson	Victoria	31. 1.81	Melbourne
Australian Under 15	14.17.1	L. Nicholson	Victoria	29.11.80	Melbourne
<u>5000 METRES WALK</u>					
Australian Open & Nat.	23.32.8	S. Cook	Victoria	9. 2.80	Melbourne
<u>90 METRES HURDLES</u>					
Australian Under 15	12.8	Jayne Beasley	Western Aust.	10. 1.81	Perth
<u>100 METRES HURDLES</u>					
World	12.36	G. Rabsztyń	Poland	13. 6.80	Warsaw
Commonwealth	12.5	Pamela Kilborn	Australia		
Australian Open & Nat.	13.0	P. Ryan	Victoria	26. 3.72	Perth
	13.0	P. Gillies	N.S.W.	16.12.79	Brisbane
Australian Under 18	13.8	D. M. Harley	Queensland	23. 2.80	Brisbane
Australian Under 15	14.5	S. Armstrong	N.S.W.	16. 2.74	Sydney
<u>200 METRES HURDLES</u>					
Commonwealth	25.7	Pamela Kilborn	Australia		
<u>400 METRES HURDLES</u>					
World	54.28	K. Rossley	GDR	18.5.80	Jena
Commonwealth	58.0	C. Howell	GBR		
Australian Senior	56.85	L. Foreman	W.A.	21.12.80	Canberra
<u>4 X 100 METRES RELAY</u>					
World	41.60	GDR		1.8.80	Moscow
Commonwealth	43.17	CAN			
Australian Senior	44.3	Australia		3.12.77	Canberra
Australian Junior	45.75	Victoria		24.3.79	Perth
Australian Sub-Junior	48.5	S.A.		16.2.75	Adelaide
<u>4 X 200 METRES RELAY</u>					
World	1:28.15	GDR		9.8.80	Jena
Commonwealth	1:33.8	GBR			
<u>4 X 400 METRES RELAY</u>					
World	3:19.23	GDR		31.7.76	Montreal
Commonwealth	3:25.6	Australia			
Australian Senior	3:33.3	Victoria		25.3.72	Perth
Australian Junior	3:42.7	N.S.W.		19.3.78	Brisbane
Australian Sub-Junior	4:02.6	Victoria		7.3.81	Melbourne
<u>4 X 800 METRES RELAY</u>					
World	7:52.4	USSR		16.8.76	Podolsk
Commonwealth	8:23.8	GBR			

LONG JUMP

World	7.09m	V. Bardauskiene	USSR	29.8.78	Prague
Commonwealth	6.76m	M. Rand	GBR		
Australian Senior	6.70	L. Jacenko	N.S.W.	18.3.78	Brisbane
Australian Junior	6.33	K. Thorley	N.S.W.	15.12.79	Perth
Australian Sub-Junior	5.82	R. Strong	Victoria	21.3.76	Melbourne

HIGH JUMP

World	2.01m	Sara Simeoni	Italy	31.8.78	Prague
Commonwealth	1.93m	Katrina Gibbs	Australian	11.8.78	Edmonton
Australian Senior	1.90m	C. Stanton	W.A.	23.3.80	Sydney
Australian Junior	1.88m	C. Annison	W.A.	9.12.77	Adelaide
Australian Sub-Junior	1.76m	V. Browne	W.A.	2.1.78	Perth

SHOT PUT

World	22.45m	Iлона Slupianek	GDR	10.5.80	Potsdam
Commonwealth	18.17m	Gael Mulhall	Australia	15.12.79	Melbourne
Australian	18.55m	G. Mulhall	Victoria	9.2.80	Melbourne
Australian Junior	14.54m	A. Vitois	Victoria	15.1.77	Melbourne
Australian Sub-Junior	11.69m	J. Carlile	N.S.W.	14.12.77	Melbourne

DISCUS THROW

World	71.80m	Maria Petkova	Bulgaria	13.7.80	Sofia
Commonwealth	63.00m	Gael Mulhall	Australia	11.1.79	Melbourne
Australian Senior	63.00m	G. Mulhall	Victoria	11.1.79	Melbourne
Australian Junior	51.48m	G. Mulhall	Victoria	5.12.73	Melbourne
Australian Sub-Junior	43.28m	P. Mountfield	N.S.W.	27.10.79	Sydney

JAVELIN THROW

World	70.08m	Tatyana Biryulina	USSR	12.7.80	Padolsk
Commonwealth	62.24	Petra Rivers	Australia	2.12.72	Melbourne
Australian	65.72m	P. Mathews	Victoria	16.12.79	Brisbane
Australian Junior	61.76m	P. Rivers	Victoria	17.10.70	Melbourne
Australian Sub-Juniors	38.84m	E. Moore	W.A.	22.2.75	Perth

PENTATHLON

World	5083 pts	N. Tkachenko	USSR	24.7.80	Moscow
Commonwealth	4801 pts	Mary Peters	GBR		
Australian	4251 pts	G. Saunders	QLD.	21.3.80	Sydney
Australian Junior	4026 pts	G. Saunders	QLD.	8.1.77	Brisbane
Australian Sub-Junior	3480 pts	S. Hamilton			Perth

AUSTRALIAN RECORDS SUPERSEDED

Since the publication of the 1980 edition of this Almanac, the following performances have been adopted as Australian Records but have since been superseded by better marks.

MEN

3,000 mts Walk	D. Smith (Vic)	11.15.7	Melbourne	28.2.1981
----------------	----------------	---------	-----------	-----------

JUNIOR MEN

3,000 mts Walk	W.C. Dyer (Vic)	12.21.0	Melbourne	22.2.1981
1,500 mts Walk	M. Woods (N.S.W)	5.47.3	Sydney	15.11.1980

SUB JUNIOR MEN

1,500 mts Walk	A.D. Muir (N.S.W.)	6.01.7	Sydney	29.11.1980
----------------	--------------------	--------	--------	------------

JUNIOR WOMEN

3,000 mts	S. Pierson (Vic)	9.44.9	Melbourne	22.2.1981
3,000 mts Walk	S. Pierson (Vic)	13.59.7	Melbourne	15.11.1980

SUB JUNIOR WOMEN

90 mts Hurdles	= K. Coombe (QLD)	13.3	Brisbane	19.10.1980
	J. Beasley (W.A.)	13.1	Perth	26.10.1980
	J. Beasley (W.A.)	12.9	Perth	3. 1.1981

* * * * *

AUSTRALIAN RECORDS OUTSTANDING

Recognition of the following performances which have been reported since the publication of the 1980 edition of the Almanac are awaiting the submissions of either an application by the responsible association or additional information which has been requested.

WOMEN

Heptathlon U/18	5333 pts	K. Harders (QLD)	19/20.3.1981	- O.S.F.
400 mts Hurdles S.W.	56.8 (H)	L. Foreman (W.A.)	22.3.1981	- O.S.F.

MEN

Mile J.M.	3.58.5	M. Hillardt (QLD)	3.1.1981	- Brisbane
Mile J.M.	3.59.0	M. Hillardt (QLD)	14.12.1980	- O.S.F.
400 Mts Hurdles U/17	55.4	G. Tudor (TAS)	28.2.1981	
400 mts Hurdles SJM	54.75 (E) 54.6 (H)	G. Tudor (TAS)	22.3.1981	- O.S.F.

400 mts Hurdles JM	51.5 (H)	G. MacLaughlan (N.S.W.)	22.3.1981 - O.S.F.
3,000 mts Walk SJM	12.34.9 (H) 12.35.05(E)	A.D. Muir (N.S.W.)	20.3.1981 - O.S.F.
110 Mts Hurdles JM 3' 6"	14.69(E) 14.5 (H)	R. McKinnon (W.A.)	20.3.1981 - O.S.F.
5,000 mts U/17	14.42.4	G. Bissett (Tas)	7.3.1981 -
4 x 400 mts Relay JM	3.12.4 (H) 3.12.54(E)	G. MacLaughlan (N.S.W.) A. Ozolins D. Joyce P. Kaine	21.3.1981 - O.S.F.
4 x 400 mts Relay SM	3.05.0 (H) 3.05.04(E)	M. Willis (Vic) P. Van Miltenberg J. Fleming R. Mitchell	22.3.1981 - O.S.F.
400 mts. JM	46.67(E)	G. Minihan (Vic)	21.3.1981 - O.S.F.
200 mts. JM	20.3	P. Gandy (N.S.W.)	11. 1.1981 - Hobart
200 mts. SM	20.3	P. Gandy (N.S.W.)	11.1.1981 - Hobart

WAVERLEY GARDEN SPORTS STORE

Shop 413,
Waverley Gardens
Shopping Centre, Mulgrave
(behind V.F.L. Park, cnr.
Police & Jacksons Roads)

Agents for

adidas 

**Footwear
& Sports Gear**

*"We cater for all
Sports Enthusiasts"*

Call in and see our large
range of sports
equipment.

Telephone: 546 8721

Young's Pool Shop

*ARE PROUD TO SPONSOR
AMATEUR SPORT
IN AUSTRALIA*

**668 Canterbury Rd.,
Surrey Hills
PHONE: 88 7069**

All types of Pool Servicing,
Free Advice on Chemicals and
Water Treatment. Filtration,
Heating, Pool Chemicals.

*Specialists in
Automatic Equipment*

BEST ON RECORD FOR NON RECORD EVENTS

The times given below are the best by Australian athletes for the Marathon and for the two Olympic Road Walks.

Marathon	2.11.08.8	D.J. Clayton (Vic)	25.9.71 - Hobart
20 Kilometres Road Walk:	1.29.12.0	N.F. Freeman (Vic)	6.4.68 - Melbourne
50 Kilometres Road Walk:	4.18.20.4	R.C. Gardiner (Vic)	24.9.66 - Melbourne

KALGOORLIE MINING ASSOCIATES



**MINING OPERATORS IN
THE KALGOORLIE AREA**

**FIMISTON,
WESTERN AUSTRALIA, 6433
Telephone: (090) 21 3411**

1980/81 AUSTRALIAN RANKING LIST as at 31/3/81

100 YARDS				200 METRES (Electric)			
9.6	Peter Gandy	N H	11/1	20.59	Bruce Frayne	S C	21/12
9.7	Bruce Frayne	S H	11/1	20.63	Bruce Frayne	Auck	24/1
100 METRES (Electric)				20.66	Peter Gandy	N Auck	24/1
10.38	Peter Gandy	N Auck	24/1	20.71	Bruce Frayne	A	21/3
10.42	Peter Gandy	Chr	31/1	20.74	Peter Gandy	A	21/3
10.52	Peter Gandy	Ham	21/1	20.79	Bruce Frayne	Ham	21/1
10.55	Peter Gandy	C	20/12	20.88	Peter Gandy	C	21/12
10.56	Peter Gandy	S	8/3	20.89	Peter Gandy	Chr	1/2
10.57	Peter Gandy	A	22/3	20.92	Peter Gandy	S	8/3
10.59	Peter Gandy	A	22/3	21.04	Paul Narracott	Q C	21/12
10.60	Gerrard Keating	V Ham	21/1	21.07	Peter Gandy	S	4/1
10.64	Paul Narracott	Q S	8/3	21.07	Bruce Frayne	Chr	1/2
10.65	Bruce Frayne	S C	20/12	21.12	Rick Mitchell	V A	21/3
10.73	Jamie Kelly	S A	22/3	21/34	Colin O'Sullivan	W C	21/12
10.74	Rick James	V Tok	13/9	21.35	Gerrard Keating	V S	13/12
10.87	John Dublewicz	N S	15/2	21.35	Jamie Kelly	S C	21/12
10.87	Tony McDonald	N S	21/2	21/43	John Dublewicz	N S	8/3
10.88	Ian Rogers	V A	22/3	21.46	Ian Rogers	V C	21/12
10.93	Peter Hadfield	N Bernh	13/6	21.48	Derek Blumberg	N S	28/3
10.93	Colin O'Sullivan	W C	20/12	21.55	Digby Mercer	W C	21/12
10.93	Peter Batten	W A	22/3	21.56	Mike Willis	V Auck	24/1
10.94	Kevin Dinale	V M	4/2	21.57	Peter van Miltenberg	V M	22/2
10.94	David Johnston	N A	21/3	21.60	Greg Parker	W A	21/3
10.94	George Andrea	V A	21/3	21.61	Tony McDonald	N S	22/2
wind assisted				21.63	Michael Barnett	N S	10/1
10.34	Gerrard Keating	V S	14/12	21.65	Ross Hawthorne	N S	10/1
10.72	Greg Radley	Q S	14/12	21.67	John Sullivan	N S	6/12
100 METRES (Manual)				21.68	Paul Benetti	W S	13/12
10.2	Paul Narracott	Q B	21/2	21.71	Paul Gilbert	N S	6/12
10.3	Gerrard Keating	V M	6/11	21.73	Michael Benoit	V S	13/12
10.3	Bruce Frayne	S A	15/11	21.75	Glenn MacLaughlan	N A	22/3
10.3	Paul Narracott	B	29/11	21.76	Robert Henderson	N S	13/12
10.4	Gerrard Keating	A	7/12	21.78	David Johnston	N A	22/3
10.4	Peter Gandy	N S	13/12	21.81	Steve Longden-Gee	N S	6/12
10.4	Bruce Frayne	A	14/2	21.82	Paul Stenhouse	N S	4/1
10.4	Jamie Kelly	S A	14/2	21.85	Greg Radley	Q S	13/12
10.5	Ian Rogers	V M	18/10	21.88	Jeff Sargent	V M	22/2
10.5	Craig Parker	Q B	29/11	200 METRES (Manual)			
10.5	Michael Barnett	N S	13/12	20.3	Peter Gandy	N H	11/1
10.5	John Dublewicz	N M	26/1	20.4	Bruce Frayne	S H	11/1
10.5	Colin O'Sullivan	W P	31/1	20.5	Bruce Frayne	A	7/3
10.5	Digby Mercer	W P	31/1	20.8	Bruce Frayne	A	15/11
10.5	Ken Lorraway	A C	7/3	20.8	Bruce Frayne	A	22/2
10.6	Gary Honey	V M	29/11	20.8	Paul Narracott	Q B	22/2
10.6	Ray Bowman	Q B	29/11	20.9	Bruce Frayne	M	15/1
10.6	Jeff Sargent	V M	17/1	20.9	Paul Narracott	B	18/1
10.6	David Johnston	N M	26/1	21.0	Paul Narracott	B	22/11
10.6	Ivan Coles	S A	7/2	21.0	Peter Gandy	S	13/12
10.7	Michael Yung	Q B	11/10	21.1	Peter Lindner	N S	11/10
10.7	Rex Barrard	V M	18/10	21.1	Theo van Veenendaal	V M	22/11
10.7	Michael Benoit	V M	6/11	21.1	Paul Stenhouse	N S	25/1
10.7	Gary Minehan	V M	15/11	21.1	Jamie Kelly	S A	22/2
10.7	Glenn Stewart	W P	22/11	21.2	Colin O'Sullivan	W P	3/1
10.7	John Sullivan	N S	13/12	21.2	Peter van Miltenberg	V B	1/3
10.7	Nigel Reed	V M	31/1	21.2	Rick Mitchell	V M	5/3
10.7	Kevin Dinale	V M	14/2	21.3	Gerrard Keating	V M	6/11
10.7	Brett Atlander	T H	2/3	21.3	Jim O'Sullivan	Q B	7/11
wind assisted				21.3	Paul Blackaby	T H	11/1
10.2	Paul Narracott	Q B	13/12	21.3	Ian Frater	N S	25/1
10.2	Colin O'Sullivan	W P	28/2	21.4	Craig Parker	Q B	22/11
10.2	Peter Batten	W P	28/2	21.4	Digby Mercer	W P	3/1
10.3	Ian Campbell	V M	19/4	21.4	Mike Willis	V M	7/2
10.3	Digby Mercer	W P	8/11	21.4	Ian Rogers	V B	1/3
10.3	Greg Parker	W P	28/2	21.5	Michael Ryan	Q B	7/11
10.4	Ken Lorraway	A C	22/11	21.5	Colin McQueen	Q B	18/1
10.4	Colin McQueen	Q B	13/12	21.5	Darren Clark	N S	25/1
10.4	Kevin Dinale	V M	28/2	21.5	Ray Gooding	V M	7/2
10.4	Mike Willis	V M	28/2	21.5	Damien O'Shea	V M	7/2
10.5	Glen Stewart	W P	1/11	21.5	Gary Minehan	V M	5/3
10.5	Nick Broome	V M	28/2	21.6	Robert Henderson	N S	11/10
10.5	Jeff Sargent	V M	28/2	21.6	John Sullivan	N S	11/10
10.2	Gerrard Keating	V Ball	10/9	21.6	Rick James	V M	4/12
10.5	Michael Benoit	V Ball	27/9	21.6	Paul Gilbert	N S	13/12
				21.6	Craig Pettit	W P	3/1
				21.6	Steven Shadwell	N S	25/1

3,000 METRES

7.53.4	Steve Foley	V B	1/3
7.54.4	Steve Austin	V B	1/3
7.55.08	Dave Fitzsimons	S CP	13/7
7.57.23	Dave Fitzsimons	Oslo	1/7
8.00.81	John Andrews	N Ham	21/1
8.02.96	Dave Fitzsimons	Pors	29/6
8.07.07	Stewart Tempest	W Pors	29/6
8.08.0	Warwick Horsey	Q B	1/3
8.10.7	Wayne Brennan	N S	10/1
8.10.94	Max Little	V Bern	19/7
8.12.2	Rob de Castilla	V P	22/11
8.12.64	Rob Neylon	V Ham	21/1
8.12.9	Peter Hutton	N S	10/1
8.13.7	Andrew Lloyd	N S	22/11
8.14.8	David Brennan	N S	22/11
8.17.5	Graham Clews	W P	14/3
8.19.2	Lawrie Whitty	N S	10/1
8.19.3	Pat Kaufman	T H	11/1
8.19.4	Danny Boltz	N S	25/10

2 MILES

8.38.81	Dave Fitzsimons	S CP	27/6
---------	-----------------	------	------

5,000 METRES

13.22.1	Steve Austin	V Oslo	15/7
13.29.2	Steve Austin	M	4/2
13.30.01	Steve Austin	TH	4/7
13.30.8	Gerard Barrett	Q M	4/2
13.34.4	Steve Austin	M	21/2
13.35.4	Steve Austin	M	4/12
13.35.8	Dave Fitzsimons	S Leuv	12/7
13.35.9	Steve Austin	Leuv	12/7
13.37.0	Gerard Barrett	B	22/11
13.37.2	Steve Austin	M	5/3
13.39.8	Gerard Barrett	S	8/2
13.40.0	Steve Austin	M	8/11
13.45.4	Bill Scott	V Mil	3/7
13.47.1	John Sheehan	V M	21/2
13.48.0	Rob de Castilla	V M	4/2
13.49.4	Garry Bentley	V M	21/2
13.52.6	Tim O'Shaughnessy	V M	4/2
13.52.74	John Andrews	N Auck	25/1
13.53.7	Bryan Lewry	V M	21/2
13.55.0	Andre Lambden	V M	4/2
13.58.6	Steve Foley	V M	4/2
13.58.8	Ewan Wilson	V M	21/2
14.00.8	Graham Crouch	V M	21/2
14.01.4	Dave Chettle	V Rome	5/8
14.01.9	Max Little	V Flor	4/6
14.03.5	Rob Neylon	V M	4/2
14.06.5	Lawrie Whitty	N S	14/2
14.07.0	Peter Noordhoff	V M	4/12
14.07.1	Brian Morgan	N S	14/2
14.08.8	Wayne Brennan	N S	8/3
14.09.5	Jeff Coole	V M	4/12
14.10.7	Ken Hall	V M	5/3
14.11.2	Warwick Horsey	Q A	19/3
14.11.4	Graham Clews	W M	17/2
14.12.0	Peter Hutton	N S	14/2
14.13.5	Ray Wilson	V M	8/11
14.14.8	Chris Wardlaw	V M	4/2
14.15.6	Stewart Tempest	W P	7/1
14.19.4	Robin Sealey	V M	17/2
14.19.8	Stephen Both	V M	5/3
14.20.0	Nick de Castilla	V M	4/12

10,000 METRES

27.54.3	Steve Austin	V M	18/12
28.09.9	Gerard Barrett	Q M	15/1
28.15.08	Bill Scott	V Mos	27/7
28.36.63	Max Little	V Kob	27/8
28.41.70	John Andrews	N Chr	31/1
28.44.0	Garry Bentley	V M	18/12
28.57.0	Garry Henry	V A	20/8
28.58.05	Max Little	P	5/9
28.58.70	Bill Scott	Mos	24/7
28.59.12	Rob de Castilla	V Par	17/7
29.20.0	Lawrie Whitty	N S	28/10
29.23.6	Andrew Lloyd	N S	28/10
29.20.0	Steve Poulton	N M	18/12

29.29.0	Jeff Coole	V M	18/12
29.35.5	Brian Morgan	N M	15/1
29.40.0	Graeme Kennedy	V M	15/1
29.45.0	Warren Partland	S M	18/12
29.52.0	Col Whiteman	N S	28/10
29.52.0	Peter Noordhoff	V M	18/12
29.55.8	Graham Clews	W P	26/11
30.00.0	Bruce Palmer	N S	12/11
30.00.2	Jack Lane	A C	21/1
30.04.3	Ewan Wilson	V M	15/1
30.05.0	Eric Cairns	N S	28/10
30.07.4	Nick de Castilla	V M	15/1
30.10.0	Danny Boltz	N S	28/10
30.13.6	Kent Rayner	T H	2/3
30.17.0	Harry Trist	N S	12/11
30.20.0	Les Good	N S	28/10
30.23.8	David Smith	T H	2/3
30.32.0	Peter Hutton	N S	28/10

MARATHON

2.10.09.0	Garry Hutton	V Fuk	7/12
2.10.44.0	Rob de Castilla	V Fuk	7/12
2.11.37.0	Garry Henry	Mon	6/9
2.11.42.4	Gerard Barrett	Q A	6/4
2.12.24.0	Rob de Castilla	A	6/4
2.12.47.0	Chris Wardlaw	V A	6/4
2.13.11.0	Garry Henry	A	6/4
2.13.14.0	Garry Henry	Van	2/5
2.14.33.0	Dave Chettle	V Mon	6/9
2.15.19.0	Rob Wallace	V Dall	6/12
2.15.23.0	Lawrie Whitty	N Fuk	7/12
2.17.37.0	Andrew Lloyd	N M	12/10
2.18.22.0	John Stanley	N Lon	29/3
2.19.26.0	Bill Scott	V M	12/10
2.19.48.0	Steve Poulton	N S	22/6
2.20.26.0	Grenville Wood	S A	27/7
2.22.03.0	Brian Morgan	N M	12/10
2.22.04.0	Bruce Palmer	N Eug	
2.22.34.0	Len Johnson	V A	6/4
2.22.45.0	Paul Lockyer	N S	22/6
2.22.47.0	Rob Neylon	V M	12/10
2.22.52.0	John Pedley	V PC	24/8
2.23.10.0	Nick Hearnshaw	N S	22/6
2.23.31.0	Rod Lyons	Q Cab	29/6
2.23.34.0	Robert Squirrell	N M	23/11
2.24.00.0	Peter Brasher	T Cres	21/6
2.24.01.0	Graeme Kennedy	V M	12/10
2.24.20.0	Paul O'Hare	V M	12/10
2.24.23.0	Rob Guthrie	V CPt	15/6
2.24.27.0	Dave Byrnes	V M	12/10
2.24.44.0	Colin Neave	A A	27/7
2.24.57.0	Dan O'Connor	N S	22/6
2.25.08.0	Garry Hand	A A	27/7
2.25.19.0	Glen Henry	V PC	24/5

110 M. HURDLES (Electric)

13.88	Max Binnington	V Chr	31/1
13.95	Max Binnington	C	20/12
13.99	Max Binnington	A	22/3
14.05	Max Binnington	Ham	21/1
14.05	Max Binnington	V M	4/2
14.09	Max Binnington	M	21/2
14.09	Max Binnington	A	22/3
14.23	Warren Parr	N C	20/12
14.27	Don Wright	Q Seat	24/5
14.35	Mike Wilson	V M	4/2
14.54	Michael Ryan	Q A	22/3
14.68	Ray McKinnon	W A	20/3
14.73	Michael Kent	Q C	20/12
14.92	Ray Bowman	Q A	20/3
14.96	Peter Hadfield	N C	21/12
14.96	Peter Bubner	S A	20/3
14.96	Michael Yung	Q A	22/3
15.04	John Kenny	N S	8/2
15.07	Michael Carroll	N A	20/3
15.09	Peter Ehlers	W A	20/3
15.10	Chris Nunn	S A	22/3
15.12	Darryl Nettleton	V M	21/2
15.15	James Middleton	N C	21/12

wind assisted				54.5	Nick Hagicostas	S	A	29/11	
13.89	Max Binnington	V	Auck	24/1	54.5	Phil de la Hunty	W	P	21/12
14.15	Don Wright	Q	Eug	12/4	54.5	Chris Ehlers	W	P	7/2
110 M. HURDLES (Manual)				54.5	Barry Besanko	V	M	7/2	
13.8	Warren Parr	N	S	1/11	54.67	James Middleton	N	S	22/11
13.9	Don Wright	Q	Corv	29/5	54.6	Chum Darvall	N	H	15/5
13.9	Max Binnington	V	M	5/3	3,000 M. STEEPCHASE				
14.0	Max Binnington	V	M	15/1	8.28.23	Peter Larkins	V	A	21/3
14.1	Max Binnington	M		29/11	8.34.61	Peter Larkins	M		22/2
14.1	Warren Parr	S		13/12	8.35.4	Peter Larkins	Nij		20/8
14.1	Warren Parr	S		13/12	8.36.41	Peter Larkins	Duss		24/8
14.1	Warren Parr	S		24/1	8.41.86	Peter Larkins	CP		6/9
14.1	Mike Wilson	V	M	14/2	8.42.87	Rob Neylon	V	Chr	1/2
14.1	Max Binnington	M		14/2	8.44.0	Rob Neylon	M		14/3
14.2	Mike Wilson	M		15/1	8.44.17	Rob Neylon	M		22/2
14.3	Michael Ryan	Q	B	29/11	8.44.69	Rob Neylon	A		21/3
14.4	Michael Kent	Q	B	13/12	8.46.1	Rob Neylon	M		15/1
14.6	Michael Yung	Q	B	21/2	8.50.97	Phil Cuffe	V	M	22/2
14.7	Ray Bowman	Q	B	29/11	8.51.17	Gary Zeuner	S	A	21/3
14.8	Garry Brown	Q	B	15/11	8.55.6	Bryan Lewry	V	M	15/1
14.8	James Middleton	N	S	29/11	8.59.17	Chris Lynch	V	A	21/3
14.8	Peter Hadfield	N	S	13/12	9.00.15	Ian Minter	V	A	21/3
14.8	Ray McKinnon	W	P	3/1	9.00.2	Warren Partland	S	A	11/2
14.9	Dave Douglas	V	M	11/11	9.00.3	Peter Hutton	N	S	22/2
14.9	Graham Smith	V	M	29/11	9.01.0	Robin Sealey	V	M	14/3
14.9	Michael Carroll	N	S	29/11	9.01.5	Stephen Both	V	M	14/3
14.9	Michael Heyman	N	S	13/12	9.02.4	Mike Novak	V	M	14/2
15.0	Ian Brooks	V	M	29/11	9.02.5	Pat Kaufman	T	H	21/2
15.0	Darryl Nettleton	V	Geel	25/1	9.02.73	Terry Fisher	V	M	22/2
15.0	John Kenny	N	S	26/1	9.03.1	Neil Hawthorne	Q	B	21/2
15.0	Greg Barnett	V	M	7/2	9.03.2	Rob Pit	V	M	15/1
wind assisted				9.03.3	Bob Lange	S	A	26/11	
13.6	Max Binnington	V	M	22/11	9.03.8	Paul Bennett	V	M	14/2
13.9	Mike Wilson	V	M	22/11	9.04.6	Stewart Tempest	W	P	31/1
14.2	Dave Douglas	V	M	22/11	9.04.83	Andrew Garnham	V	M	22/2
14.5	Peter Grant	V	M	28/2	9.05.5	Peter Brasher	T	H	21/2
14.7	Mark Woodbridge	V	M	22/11	9.05.6	Peter Noordhoff	V	M	22/1
14.7	Alex Prodromou	V	M	28/2	9.05.7	Warren Hall	S	A	11/2
14.8	Paul Anderson	V	M	20/12	9.10.7	David Brennan	N	S	29/11
one watch				9.11.2	David Smith	V	M	22/1	
13.6	Max Binnington	V	M	8/11	9.13.0	Ross Shilston	V	M	22/1
14.7	Darryl Nettleton	V	M	8/11	9.14.6	Mark Boucher	V	M	22/1
14.8	Graham Tew	V	M	8/11	9.17.0	A. Theriault	V	M	22/1
400 M. HURDLES				9.17.4	John Mallinder	V	M	14/2	
50.5	Garry Brown	Q	B	1/3	9.18.0	Greg Lyons	V	M	22/1
50.7	Garry Brown	B		22/2	9.18.0	John Cormack	V	M	14/3
51.21	Garry Brown	C		21/12	9.18.0	Terry Harrison	V	M	14/3
51.27	Garry Brown	A		21/3	4 x 100 M. RELAY				
51.2	Steve Endean	N	P	7/12	39.8	National Team	Chr		31/1
51/3	Garry Brown	B		18/1	40.25	Victoria	A		21/3
51.52	Max Binnington	V	M	22/2	40.56	N.S.W.	A		21/3
51.5	Steve Endean	M		15/1	40.7	Queensland	B		17/1
51.5	Steve Endean	B		1/3	40.87	Western Australia	A		21/3
51.65	Max Endean	S		8/3	41.36	Victoria U/20	A		22/3
51.68	Garry Brown	Chr		1/2	41.6	Box Hill	V	M	15/11
51.69	Glenn MacLaughlan	N	A	22/3	41.6	Secondary Schools	V	A	7/12
51.86	Dale Horrobin	V	M	22/2	41.6	Melville District	W	P	28/2
51.87	Mark Woodbridge	V	M	4/2	41.6	W.A. University	W	P	28/2
52.13	David Joyce	N	A	22/3	41.9	South Eastern Suburbs	V	M	22/1
52.7	Graham Smith	V	M	28/3	4 x 400 M. RELAY				
52.82	Mike Edwards	W	A	21/3	3.05.04	Victoria	A		22/3
53.0	John Sheridan	W	P	13/12	3.07.03	National Team	Chr		1/2
53.41	Don Wright	Q	Eug	26/4	3.10.11	N.S.W.	A		22/3
53.5	Greg Doran	V	M	8/11	3.10.2	Box Hill	V	M	8/3
53.64	Neil McGillivray	N	A	21/3	3.10.57	Queensland	A		22/3
53.72	Peter Grant	V	Tok	13/9	3.12.54	Junior Team	N	A	21/3
53.8	Chris Nunn	S	A	22/2	3.12.6	SSH	V	M	8/3
53.9	Mike Wilson	V	M	4/12	3.13.05	Junior Team	V	A	21/3
54.09	Steve Longden-Gee	N	S	6/12	3.13.1	Randwick-Botany	N	S	23/11
54.0	Ray Bowman	Q	B	20/12	3.13.3	Collingwood	V	M	8/3
54.0	Les Curran	Q	B	18/1	3.14.19	South Australia	S	A	22/3
54.0	Geoff Anderson	W	P	7/3	3.16.29	Junior Team	S	A	21/3
54.1	Greg McMillan	V	M	7/2	3,000 METRES WALK				
54.21	Andrew Trevor-Jones	N	S	8/3	11.11.5	Dave Smith	V	S	8/3
54.21	Gavin Barrett	V	A	22/3	11.17.5	Dave Smith	M		14/3
54.3	John Roche	V	M	28/12	11.17.9	Dave Smith	M		22/1
54.40	David Hodgson	V	M	15/5	11.30.0	Dave Smith	M		15/11
54.4	Neil Mickleborough	T	H	15/5	11.49.80	Willi Sawall	V	A	22/3

11.49.9	Dave Smith	M	22/2	5.15.31.0	Roy McFadden	S	EI	2/8
11.53.3	Tim Erickson	V M	15/11	5.18.56.5	Frank Overton	N	S	17/8
11.54.2	Willi Sawall	M	14/3					
12.01.7	Willi Sawall	M	22/2	2.18	David Hoyle	V	A	21/3
12.02.2	Tim Erickson	M	22/1	2.16	David Hoyle		B	1/3
12.02.4	Tim Erickson	M	28/2	2.13	Larry Sayers	N	Aust	5/6
12.15.2	Bill Dyer	V M	14/3	2.13	David Hoyle		S	14/12
12.25.3	John Smith	N S	8/11	2.13	David Hoyle		C	21/12
12.26.6	David Cash	V M	15/11	2.13	Brendan Caldwell	S	C	21/12
12.28.1	Mike Woods	N S	22/11	2.13	David Hoyle		M	21/2
12.35.05	Alan Muir	N A	20/3	2.13	John Atkinson	Q	A	22/3
12.37.0	Mark Wall	V M	22/2	2.13	David Hoyle		A	22/3
12.39.1	Bruce Cook	V M	22/2	2.12	Ken Bray	N	New	21/9
12.39.5	Barrie Birtchneil	V M	22/1	2.12	David Hoyle		M	25/10
12.43.3	Rod Huxley	N S	22/11	2.12	David Hoyle		S	13/12
12.44.70	Dean Cruise	V A	20/3	2.12	Brendan Caldwell		A	14/12
12.47.0	Andrew Jackno	V M	22/1	2.11	David Anderson	W	A	22/3
12.48.3	Simon Baker	V M	29/11	2.10	David Morrow	N	C	21/12
12.48.59	Duncan Knox	V A	22/3	2.10	Mark Barratt	S	A	7/2
12.50.8	Keith Knox	N S	14/3	2.10	Mark Thebridge	N	S	8/3
12.52.0	John Sheard	V M	22/1	2.09	Chris Ehlers	W	P	7/3
13.04.5	Paul Lilley	N S	22/2	2.06	Andrew Munzberg	S	H	17/1
13.08.0	Martin Richardson	V M	21/2	2.05	Angus Waddell	Q	B	20/9
13.14.0	Bruce Dudon	VV M	28/2	2.05	Peter Ehlers	W	P	18/10
13.14.6	Clark Stone	N S	19/3	2.05	Adam Metherall	V	M	15/11
13.17.0	Mark Donahoo	V M	22/1	2.05	Jeff Parker	N	S	14/2
13.17.5	Steven Richardson	V M	21/2	2.03	Ian Rutledge	Q	B	28/2
13.18.65	Neville Stone	N A	20/3	2.01	Andrew Tomas	V	M	8/2
13.19.0	Michael Harvey	V M	28/2	2.01	Shaun Seery	N	A	22/3
13.25.0	S. Bourke	V M	22/1	2.00	Allan Powrie	N	CP	6/9
13.25.0	Ian Jack	V M	28/2	2.00	Greg Varigos	V	M	18/10
13.25.8	Greg Sockhill	Q S	8/11	2.00	Victor Svarcs	V	M	15/11
13.26.5	Bob Mee	A C	5/10	2.00	Wayne Mack	V	M	22/11

HIGH JUMP

20 KM. WALK								
1.26.15.6	Dave Smith	V Chr	31/1	2.00	Mal MacFarlane	V	M	22/11
1.26.59.0	Dave Smith	Lon	7/6	2.00	Greg Bartlett	V	M	4/1
1.27.09.0	Dave Smith	Lut	15/6	2.00	Jon Wren	Q	B	18/1
1.27.12.0	Tim Erickson	V M	14/12	2.00	Graeme Morrish	V	M	21/2
1.28.58.4	Tim Erickson	Chr	31/1	2.00	David Whelan	Q	P	21/2
1.30.22.0	Tim Erickson	UK	16/8	2.00	Paul Cleary	V	C	7/3
1.30.36.0	Tim Erickson	lut	15/6	2.00	Grant Ward	A	C	14/3
1.31.43.0	Tim Erickson	Lon	8/6	2.00	David Wilkins	V	Ball	14/3
1.32.20.0	Bill Dyer	V Lut	15/6	2.00	Peter Hurley	V	M	14/3
1.32.59.0	Willi Sawall	V Mos	30/7	2.00	G. Jane	V	M	14/3
1.34.09.0	John Smith	N Chr	12/1					
1.34.24.0	John Sheard	V M	6/7					
1.34.40.0	Peter Fullager	S A	27/7	5.20	Ray Boyd	V	M	6/12
1.35.19.0	Bruce Cook	V Fred	31/5	5.20	Ray Boyd		C	20/12
1.35.48.6	Barrie Birtchneil	V A	27/7	5.20	Ray Boyd		M	4/2
1.36.24.0	Bob Mee	A Chr	12/1	5.20	Ray Boyd		S	8/2
1.37.56.0	Mike Woods	N A	27/7	5.18	Don Baird	V	LB	27/4
1.38.49.6	Rod Huxley	N EPI	5/7	5.10	Ray Boyd		Well	28/1
1.39.07.0	Keith Knox	N A	27/7	5.10	Ray Boyd		M	22/2
1.39.10.0	Harry Summers	V A	27/7	5.10	Ray Boyd		A	22/3
1.39.39.0	David Cash	V M	6/7	5.05	Ray Boyd		M	28/12
1.39.42.0	Clarrie Jack	V M	14/12	5.05	Boyd		Chr	31/1
1.40.07.0	Robin Whyte	N A	27/7	5.03	Don Baird		Wal	31/1
1.40.15.0	Duncan Knox	V A	27/7	5.03	Don Baird		SD	21/2
1.40.18.0	John Saffer	V Chr	12/1	4.90	Andrew Stewart	V	M	22/11
1.41.13.0	Mark Wall	V A	27/7	4.90	Rob Huddle	V	A	22/3
1.41.44.0	Michael Harvey	V M	6/7	4.80	Brett Randall	V	M	22/11
1.41.58.0	Phil Hollis	S A	27/7	4.65	Kym Simons	S	M	15/1
1.44.15.0	John Cust	V A	27/7	4.65	Greg Wainwright	S	A	6/2

POLE VAULT

50 KM. WALK								
3.46.34.0	Willi Sawall	V A	6/4	4.50	Terry Hand	V	M	20/4
4.05.04.0	Tim Erickson	V A	6/4	4.50	Tom Tandler	S	A	14/12
4.08.25.0	Willi Sawall	Mos	30/7	4.50	Peter Hadfield	N	A	20/3
4.10.33.0	Tim Erickson	Bas	19/7	4.40	Neil Honey	V	M	26/1
4.26.21.0	Keith Knox	N S	17/8	4.30	Cameron Cuthill	V	M	31/10
4.27.12.0	John Sheard	V M	/9	4.30	Paul Ghirardello	A	A	22/3
4.29.23.2	John Sheard	A	6/4	4.25	John DeBes	W	P	14/3
4.39.59.2	John Smith	N S	17/8	4.25	Bruce Jackson	W	P	14/3
4.40.27.0	Harry Summers	V M	/9	4.22	Mark Spivey	V	A	20/3
4.58.07.7	Alan Hancock	N S	17/8	4.20	Mark Stewart	V	M	22/11
5.00.55.0	Bruce Dudon	V M	/9	4.20	James Middleton	N	S	27/12
5.07.39.0	Peter Vysma	V M	/9	4.20	Michael Mol	T	A	21/3
5.12.15.0	Phil Hollis	S EI	2/8	4.15	Roger Smith	S	A	29/11
				4.15	Ron Scott	S	A	22/2
				4.10	Robert Chisholm	V	M	7/2

49.74	Peter Spinoglio	Q A	22/3	72.16	Bruce Dengate	N M	26/1
49.43	Rob Wilks	V M	22/1	70.00	Reg Spiers	S M	26/1
49.20	Ken Soutar	N S	14/12	68.14	Rob Lethbridge	V M	22/1
47.44	Peter Hadfield	N Bernh	14/6	67.90	Peter Thornton	S Auck	25/1
47.12	Joe Quigley	V Geel	25/1	67.52	Colin Carbis	V M	14/3
46.84	Rudy Villani	V M	20/12	67.48	Ian Wilson	W A	21/3
46.73	Bill Apostoldis	N S	22/11	66.10	Russ Spinks	V M	15/11
46.56	Rod Guy	V M	22/2	66.02	Peter Keane	V M	29/11
46.56	Matt Barber	W A	22/3	66.00	Paul Harwood	T H	24/1
46.04	Ian Murray	T M	26/1	64.46	Mark Stevens	Q B	28/2
45.70	Len Vlahov	W P	28/2	64.10	Stephen Collins	N S	14/12
45.45	Merv Kemp	S A	30/10	63.60	David Stanton	W P	14/12
44.28	Richard Brown	W P	7/2	63.28	Nick Birks	S A	28/2
44.10	Peter McGrath	N S	8/3	62.96	Andrew Seagrim	S A	28/2
44.02	Terry O'Brien	V M	4/1	62.26	Greg Nicol	N S	18/10
44.00	Damian Green	V M	8/11	62.06	Darryl Selleck	V M	22/11
43.74	Bill Meywes	N S	20/1	61.90	Peter Lawler	N S	27/12
43.60	Ray Rigby	V Ball	10/1	61.16	R. Wright	N S	24/9
43.09	Bruce Dengate	N S	25/10	60.38	Greg Allen	V M	28/3
42.98	Bruce Severns	V M	4/12	60.24	Brett Owen	V M	22/2
42.76	Ian Friend	Q B	22/2	60.14	Peter Hadfield	N A	20/3
42.36	Sam Hays	N S	28/3	60.04	Adam Metherall	V Geel	25/1
42.32	Ben Grzes	Q B	1/3	59.96	Charlie Yankos	V M	4/12
42.24	Graeme Young	V M	22/11	59.87	Tim Warden	V M	28/2
42.16	Tony Holt	Q B	1/3	59.86	Stephen Peters	W P	28/2
				59.82	Steve Jacobs	V M	6/12
				59.80	Rod McCafferty	T A	22/3
				59.52	Andy Gray	W P	29/11

HAMMER THROW

71.66	Peter Farmer	N EP	30/4	7.886e	Peter Hadfield	N A	20/3
71.50	Peter Farmer	EP	19/4	7.709e	Peter Hadfield	Mos	28/7
71.48	Peter Farmer	EP	9/4	7.672e	Peter Hadfield	Chr	1/2
70.80	Peter Farmer	Vill	28/6	7.507e	Peter Hadfield	Gotz	18/5
70.72	Peter Farmer	Ep	5/4	7.469e	Peter Hadfield	C	21/12
70.30	Peter Farmer	Rome	5/8	7.096	John DeBes	W P	22/2
70.20	Peter Farmer	Wal	14/6	6.962e	Ian Wilson	W A	20/3
69.68	Peter Farmer	Mod	17/5	6.888e	John DeBes	A	20/3
69.62	Peter Farmer	Vill	27/6	6.878e	Andrew Seagrim	S Chr	1/2
69.26	Peter Farmer	Troy	1/6	6.827	Ian Wilson	A	21/12
69.16	Peter Farmer	Mos	30/7	6.644e	Geoff Jones	N A	20/3
64.94	Gus Puopolo	V M	15/1	6.643e	James Middleton	N C	21/12
63.66	Dave Huxley	T M	4/2	6.543	Peter Fossey	V Geel	15/2
62.50	Andy Pollock	V V	21/3	6.538	Brendan Leane	V M	18/12
59.40	Wal Jacenko	N A	21/3	6.486	Max Binnington	V M	20/4
59.30	Loris Bertolacci	V M	22/2	6.434	Terry Hand	V M	20/4
55.34	Phillip Spivey	V C	21/12	6.428	Robbie Goff	W P	22/2
54.06	Ron Stanoyevic	V M	4/2	6.383	John Brennan	Q B	25/1
53.92	Andrew Heyes	N A	21/3	6.371e	Mark Spivey	V A	20/3
51.94	Joe Quigley	V M	28/3	6.368e	Clay Tompkins	N S	4/1
51.64	Milo Bodirosa	N S	8/3	6.336	Michael Mol	T A	11/1
51.28	Greg Farmer	N S	15/11	6.270	Peter Urban	V M	18/12
50.06	Tony Patane	S A	28/2	6.231e	Andy Gray	W A	20/3
49.36	Ben Grzes	Q B	22/2	6.207e	Peter Sharley	S A	20/3
49.04	Matt Barber	W P	11/10	6.188	Mark Krause	V Geel	15/2
48.60	Roger Glass	V M	28/2	6.180e	Bruce Jackson	W A	20/3
48.30	Mark Spivey	V M	4/1	6.127e	Stephen Bews	V A	20/3
48.20	Ian Ison	N S	1/11	6.096	Mark Stanton	W P	22/2
48.10	John Rofe	S A	21/1	6.089	Rudy Villani	V M	20/4
47.69	Terry James	V M	25/10	6.019	Bohdan Babijczuk	V M	20/4
47.50	Graham Braden	V M	14/3	6.013	Roger Newman	V H	13/5
47.42	Moiz Haque	N S	28/3	5.990	Adam Metherall	V M	11/1
46.80	Ray Rigby	V Ball	18/10	5.985	N. Long	W P	22/2
46.16	Stephen Hall	V M	28/2	5.982	C. Cherry	W P	22/2
46.12	Bill Meywes	N S	31/1	5.906	Ray Mooney	V M	18/12
46.08	Bruce Stanton	W P	14/12	5.865	Phillip Spivey	V M	11/1
46.04	Ken Readwin	V M	28/3				
45.84	John Everard	N S	22/2				
45.74	Gary Warren	V M	6/12				
45.66	Mark Stanton	W P	3/1				

JAVELIN THROW

80.20	Gary Calvert	V M	14/2
79.98	Gary Calvert	S	8/2
79.08	Gary Calvert	M	22/2
79.02	Gary Calvert	M	14/3
77.92	Gary Calvert	M	28/3
77.72	Gary Calvert	A	21/3
77.12	Gary Calvert	M	29/11
76.88	Gary Calvert	Well	28/1
76.76	Gary Calvert	M	4/2
5.16	Gary Calvert	M	15/1
73.60	Manfred Rohkamper	V M	15/1

DECATHLON

7.886e	Peter Hadfield	N A	20/3
7.709e	Peter Hadfield	Mos	28/7
7.672e	Peter Hadfield	Chr	1/2
7.507e	Peter Hadfield	Gotz	18/5
7.469e	Peter Hadfield	C	21/12
7.096	John DeBes	W P	22/2
6.962e	Ian Wilson	W A	20/3
6.888e	John DeBes	A	20/3
6.878e	Andrew Seagrim	S Chr	1/2
6.827	Ian Wilson	A	21/12
6.644e	Geoff Jones	N A	20/3
6.643e	James Middleton	N C	21/12
6.543	Peter Fossey	V Geel	15/2
6.538	Brendan Leane	V M	18/12
6.486	Max Binnington	V M	20/4
6.434	Terry Hand	V M	20/4
6.428	Robbie Goff	W P	22/2
6.383	John Brennan	Q B	25/1
6.371e	Mark Spivey	V A	20/3
6.368e	Clay Tompkins	N S	4/1
6.336	Michael Mol	T A	11/1
6.270	Peter Urban	V M	18/12
6.231e	Andy Gray	W A	20/3
6.207e	Peter Sharley	S A	20/3
6.188	Mark Krause	V Geel	15/2
6.180e	Bruce Jackson	W A	20/3
6.127e	Stephen Bews	V A	20/3
6.096	Mark Stanton	W P	22/2
6.089	Rudy Villani	V M	20/4
6.019	Bohdan Babijczuk	V M	20/4
6.013	Roger Newman	V H	13/5
5.990	Adam Metherall	V M	11/1
5.985	N. Long	W P	22/2
5.982	C. Cherry	W P	22/2
5.906	Ray Mooney	V M	18/12
5.865	Phillip Spivey	V M	11/1

WOMEN

100 METRES (Electric)

11.35	Denise Boyd	V Mos	25/7
11.39	Diane Holden	N S	13/12
11.42	Diane Holden	S	29/11
11.44	Denise Boyd	Mos	26/7
11.48	Debbie Wells	N A	21/3
11.52	Diane Holden	Auck	25/1
11.54	Diane Holden	S	8/3
11.56	Denise Boyd	Mos	25/7
11.58	Denise Boyd	Stutt	13/7
11.63	Diane Holden	C	20/12

55.9	Perette Minciullo	W	P	31/1
56.0	Debbie Cooper	V	M	28/12
56.1	Kerry Bowers	Q	B	15/11

800 METRES

2.02.93	Terri Cater	V	A	22/3
2.03.1	Terri Cater	M	M	3/1
2.03.1	Terri Cater	M	M	15/1
2.03.28	Heather Barralet	Q	A	22/3
2.03.86	Terri Cater	M	A	4/2
2.03.97	Penny Gray	T	A	22/3
2.04.02	Terri Cater	Chr	A	1/2
2.04.2	Heather Barralet	M	M	15/1
2.04.40	Terri Cater	Auck	A	24/1
2.04.4	Heather Barralet	B	A	21/2
2.04.5	Terri Cater	P	A	7/12
2.04.6	Terri Cater	M	M	9/12
2.05.3	Margaret Reddish	W	P	28/2
2.06.09	Barbara Willis	A	A	22/3
2.08.4	Vienna Church	Q	A	7/12
2.08.4	Debbie Keywood	S	A	14/12
2.08.56	Jodie Nykvist	Q	A	21/3
2.08.6	Sharyn Saxby	N	A	7/12
2.08.76	Sandra Spear	T	A	21/3
2.09.6	Julie Rennie	W	P	28/2
2.09.8	Annette Morrice	N	S	8/2
2.09.87	Barbara Buck	W	A	21/3
2.09.94	Chris Canning	Q	C	21/12
2.09.94	Judith Cousins	N	A	22/3
2.10.1	Kelly McDonald	N	S	14/12
2.10.2	Bronwyn Fleming	V	A	7/12
2.10.3	Cheryl Attenborough	N	S	8/2
2.10.53	Elizabeth Rose	N	A	21/3
2.10.9	Michelle Lyons	Q	A	7/12
2.11.09	Cynthia Kasenhagen	S	A	22/3
2.11.4	Debbie Canning	N	S	22/11
2.11.5	Dot McCoy	V	M	6/12
2.11.6	Helen Pynor	N	S	8/2
2.11.79	Anne Leaney	V	M	4/2
2.12.2	Kathy Wilkinson	V	M	28/10
2.12.40	Kathie Watt	V	M	4/2
2.12.5	Sue Hallam	S	A	7/2

1,500 METRES

4.19.41	Margaret Reddish	W	Chr	31/1
4.19.9	Margaret Reddish	M	M	15/1
4.19.97	Margaret Reddish	A	A	21/3
4.21.21	Julie Rennie	W	A	21/3
4.23.72	Sue Schneider	V	A	21/3
4.23.9	Margaret Reddish	P	A	3/1
4.24.3	Margaret Reddish	P	A	3/1
4.25.6	Chris Canning	Q	B	24/1
4.25.66	Margaret Reddish	C	B	20/12
4.25.7	Margaret Reddish	P	A	8/3
4.25.9	Jodie Nykvist	Q	B	15/11
4.26.3	Gayelene Clews	W	M	15/1
4.26.96	Kathy Wilkinson	V	A	21/3
4.27.1	Rhonda Mallinder	V	M	15/1
4.27.42	Anne Lord	V	M	22/2
4.27.5	Annette Morrice	N	S	13/12
4.28.2	Janine McFadzean	V	M	15/1
4.28.5	Barbara Buck	W	P	11/2
4.28.6	Nola Perkins	N	Auck	13/12
4.29.1	Karen Hillier	S	A	14/12
4.29.9	Anne Leaney	V	M	21/2
4.31.7	Karen Fischer	Q	S	17/1
4.32.1	Jenny Green	Q	B	22/2
4.32.4	Elizabeth Rose	N	S	31/1
4.32.5	Kelly LaCombre	V	M	9/12
4.34.5	Michelle Lyons	Q	B	21/2
4.34.6	Barbara Willis	A	C	7/3
4.34.9	Judy Dady	S	A	6/12
4.35.0	Sue Bradley	N	C	7/3
4.35.1	Megan Sloane	V	M	15/1
4.35.4	Penny Gray	T	H	15/5
4.35.6	Jodi Bilich	W	S	17/1
4.35.9	Catherine Borg	N	S	20/12
4.35.9	Theresa Walsh	N	S	27/12
4.36.2	Helen Wakeman	N	S	15/11
4.37.0	Kathy Watt	V	M	31/1

3,000 METRES

9.27.47	Jenny Green	Q	A	22/3
9.28.02	Sue Schneider	V	A	22/3
9.28.6	Margaret Reddish	W	P	7/3
9.30.9	Gayelene Clews	W	M	24/1
9.31.3	Margaret Reddish	P	A	14/2
9.33.0	Margaret Reddish	P	A	7/1
9.34.15	Margaret Reddish	Auck	A	24/1
9.35.89	Julie Rennie	W	A	22/3
9.36.4	Sue Schneider	M	A	21/2
9.36.6	Lisa O'Dea	S	Stian	27/3
9.37.8	Megan Sloane	V	M	21/2
9.38.29	Kathy Wilkinson	V	A	22/3
9.40.50	Theresa Walsh	N	A	22/3
9.42.14	Sally Pierson	V	A	22/3
9.42.3	Rhonda Mallinder	V	M	21/2
9.51.7	Alison Quelch	N	S	8/11
9.51.8	Deidre Criddle	W	P	14/12
9.52.0	Anne Lord	V	M	20/12
9.53.2	Helen Wakeman	N	S	25/10
9.54.7	Desiree Letherby	S	A	13/12
9.54.9	Coral Jelleff	V	M	21/2
9.57.0	Tania Turney	V	M	22/11
9.58.0	Karen Fischer	Q	B	22/11
10.00.2	Cathy Jones	Q	B	24/1
10.01.0	Penny Gray	T	H	12/5
10.01.9	Kelly LaCombre	V	M	6/11
10.01.9	Janis Hams	S	A	29/11
10.02.2	Sue Bradley	N	C	8/3
10.02.4	Chris Canning	Q	B	22/11
10.02.5	Nola Perkins	N	S	8/11
10.02.89	Karen Hillier	S	A	22/3
10.03.0	Jodie Nykvist	Q	B	8/11
10.07.2	Sandra Middleton	V	M	14/2
10.09.60	Elizabeth Allen	S	A	20/3

10,000 METRES

35.56.2	Megan Sloane	V	M	15/12
36.11.0	Jenny Walker	N	M	15/12
36.42.0	Mary McLennan	V	M	15/12
36.36.90	Dot Browne	V	Chr	7/1
37.51.4	Kerryn Turney	V	M	15/12
38.08.0	Kitty Chiller	V	M	15/12

MARATHON

2.45.32.0	Elizabeth Hassall	N	S	18/5
2.46.15.0	Rosemary Longstaff	A	M	12/10
2.46.40.0	Elizabeth Hassall	Lon	A	3/8
2.49.50.0	Jane Kuchins	V	M	12/10
2.50.26.0	Angela Cook	N	S	18/5
2.53.23.0	Jane Kuchins	A	A	27/7
2.53.37.0	Joan Cameron	V	S	18/5
2.55.17.0	Susan Hill	A	C	13/4
2.55.19.0	Susan Hill	S	A	18/5
2.56.08.0	Megan Sloane	V	A	27/7
2.56.10.0	Barbara Byrnes	V	CPT	15/6
2.57.13.0	Desiree Letherby	S	A	8/6
2.58.39.0	Jackie Turney	V	CPT	15/6
2.58.50.0	Margaret Smith	V	M	23/11
2.58.59.0	Barbara Fay	V	M	12/10
3.01.34.0	Lavinia Petrie	V	S	18/5
3.01.57.0	Caroline Vaughan	N	S	18/5
3.02.47.0	Kerry Whannell	Q	A	27/7
3.03.16.0	Allison Hall	V	PC	24/5
3.04.23.0	Margaret Ricardo	N	S	18/5
3.06.54.0	Rae Bolton	N	S	22/6
3.07.12.0	Sue Beisty	B	A	27/7
3.09.28.0	Jillian Pratten	V	M	12/10
3.10.47.0	Shane Whannell	Q	A	27/7
3.10.52.0	Kim Richardson	V	M	12/10
3.12.59.0	Toy Martin	N	S	18/5
3.14.12.0	Jenny Haddrell	V	M	12/10
3.16.34.4	Julie Mullins	W	HH	14/9
3.16.53.0	Sue Clarke	V	M	24/5
3.17.05.0	S. Cathcart	V	M	12/10
3.17.29.0	R. Tindale	V	M	12/10
3.17.57.0	Susan Stortenbacher	Q	A	27/7

100 M. HURDLES (Electric)

13.65	Penny Gillies	N	S	8/3
13.69	Penny Gillies	Stutt	A	13/7

13.78	Penny Gillies	A	22/3	59.72	Marian O'Shaughnessy	V C	21/12
13.81	Penny Gillies	Prag	8/7	60.1	Jenny Low	Q B	18/1
13.81	Penny Gillies	A	22/3	60.24	Stacey Tanner	W A	22/3
13.86	Penny Gillies	Mos	27/7	60.31	Eileen Hindle	W A	20/3
13.88	Robyne Strong	V Ham	21/1	60.48	Marianne Hardstaff	T A	22/3
13.88	Robyne Strong	A	22/3	60.62	Jenny Stewart	N S	22/2
13.89	Helen Edwards	Q Chr	31/1	61.06	Barbara Stockton	N S	22/2
13.90	Robyne Strong	S	8/3	61.26	Cathie Wilson	V A	22/3
13.95	Cheryl Boswell	S Chr	31/1	61.34	Jenny Hocking	A C	21/12
14.08	Glynis Saunders	Q A	19/3	61.85	Leslie Richards	N S	10/1
14.09	Jane Beasley	W A	21/3	62.35	Dianne Allen	S A	22/3
14.14	Jenny Low	Q A	22/3	62.60	Rhonda Attenborough	N A	22/3
14.47	Eileen Hindle	W A	22/3	62.98	Marea Eccles	V M	22/2
14.50	Lyndal Garling	N A	21/3	63.08	Wendy Smart	N S	22/2
14.61	Jocelyn Millar	T A	19/3	63.2	Karen Laycock	Q B	7/2
14.69	Katrina Harders	Q A	19/3	63.7	Carmen Campton	N S	25/10
14.71	Jenny Stewart	N S	8/2	64.0	Elizabeth Dale	N S	22/11
14.74	Susan Wheatley	Q A	21/3	64.3	Suzanne Stritzky	N S	9/12
14.75	Jane Fleming	V A	21/3	64.5	Belinda Pittman	Q B	22/2
14.87	Leslie Richards	N S	3/1	64.6	Erika Seck	N S	20/12
14.90	Wendy Smart	N S	3/1	64.8	Anna Schafer	N S	20/12
14.98	Belinda Pittman	Q A	21/3	64.9	Kim Collins	N S	25/10
	wind assisted			64.9	Kerrie Soanes	V M	9/12
13.58	Robyne Strong	V Auck	24	64.9	Vicki Goodall	Q B	31/1
13.86	Helen Edwards	Q Auck	24/1	64.9	Barbara Buck	W P	7/2
14.28	Susan Wheatley	Q A	13/12	64.9	Pam Franke	Q B	22/2
14.41	Anne-Marie McGuire	N S	13/12				
14.73	Vanessa Rohan	V S	13/12				
	100 M. HURDLES (Manual)				4 x 100 M. RELAY		
13.5	Penny Gillies	N B	1/3	44.70	N.S.W.	A	22/3
13.8	Helen Edwards	Q B	3/1	44.86	National Team	Auck	24/1
13.8	Robyne Strong	V M	14/2	45.86	Victoria	A	22/3
13.8	Helen Edwards	B	22/2	46.08	South Australia	A	22/3
13.8	Glynis Saunders	Q B	22/2	46.10	Junior Team	N A	21/3
13.9	Robyne Strong	A	12/10	46.21	Schools Team	N S	13/12
13.9	Cheryl Boswell	S A	6/12	46.2	Mayne Harriers	Q B	22/2
13.9	Helen Edwards	B	13/12	46.49	Queensland	A	22/3
13.9	Robyne Strong	M	15/1	46.70	Junior Team	V A	21/3
14.0	Susan Wheatley	Q B	29/11	46.83	Western Australia	A	22/3
14.0	Eileen Hindle	W P	21/2	47.0	Western Suburbs	N S	31/1
14.0	Jane Beasley	W P	21/2				
14.1	Jenny Low	Q B	13/12		4 x 400 M. RELAY		
14.4	Chris Stanton	W P	8/3	3.34.20	National Team	Chr	1/2
14.5	Anne-Marie McGuire	N C	16/11	3.39.42	Victoria	A	21/3
14.5	Jocelyn Millar	T H	1/3	3.40.58	N.S.W.	A	21/3
14.6	Belinda Pittman	Q B	19/10	3.41.26	Tasmania	A	21/3
14.6	Lyndal Garling	N B	17/1	3.42.13	Junior Team	V A	22/3
14.6	Katrina Harders	Q B	21/2	3.42.87	Junior Team	N A	22/3
14.7	Vanessa Rohan	V A	7/12	3.43.23	Junior Team	T A	22/3
14.7	Anne Stevenson	N A	7/12	3.43.69	South Australia	A	21/3
14.8	Jane Fleming	V M	15/1	3.47.5	KG	Q B	22/3
14.8	Leslie Richards	N B	17/1	3.48.52	Junior Team	W A	22/3
14.9	Maree Allenby	Q B	26/10	3.48.7	Queensland	B	18/1
14.9	Jackie Oler	S A	7/12				
	wind assisted				3,000 METRES WALK		
13.8	Jane Beasley	W P	14/3	13.28.8	Sue Cook	V M	21/2
13.8	Eileen Hindle	W P	14/3	13.37.2	Sue Cook	M	29/11
14.3	Anne-Marie McGuire	N S	1/11	13.40.7	Sue Cook	M	15/1
14.3	Chris Stanton	W P	21/2	13.42.4	Sally Pierson	V M	14/3
14.4	Gayle Anderson	V M	28/2	13.59.7	Sally Pierson	M	15/11
14.4	Kathy Lee	A C	7/3	14.11.3	Sally Pierson	M	18/10
14.4	Katrina Harders	Q C	7/3	14.11.5	Lorraine Young	V M	14/3
14.5	Debbie Flintoff	V M	22/11	14.12.6	Sally Pierson	M	15/1
	400 M. HURDLES			14.17.1	Louise Nicholson	V M	29/11
56.5	Lyne Foreman	W P	10/1	14.21.0	Lorraine Young	M	29/11
56.85	Lyne Foreman	C	21/12	14.35.6	Anne Ryan	N S	14/3
56.91	Lyne Foreman	A	22/3	14.39.0	Rachel Thompson	N S	22/11
56.9	Lyne Foreman	P	14/12	14.44.0	Frances Toohey	V M	14/2
57.0	Lyne Foreman	P	14/3	14.44.1	Sarah Miller	V M	22/11
57.2	Lyne Foreman	P	22/2	14.49.0	Ann Miller	V M	31/1
57.39	Lyne Foreman	Auck	25/1	14.52.0	Tanya Clarke	N S	22/11
57.46	Lyne Foreman	Sitt	15/8	14.52.8	Lillian Harpur	S A	29/11
57.4	Lyne Foreman	P	7/3	14.56.0	Lisa Harrison	N S	6/12
57.73	Lyne Foreman	Chr	1/2	14.57.0	Sheila Miller	V M	15/11
57.8	Lyne Foreman	P	1/11	14.58.7	Debbie Robertson	V A	19/3
57.94	Debbie Flintoff	V A	22/3	15.12.3	Yvonne Waters	V M	29/11
58.70	Debbie Cooper	V A	22/3	15.15.3	Suzanne Narbey	W P	14/2
58.7	Glynis Saunders	Q B	21/2	15.16.0	Robyne Webster	V M	2/8
				15.18.7	Pauline Langley	N S	21/2
				15.21.6	Marlene Stanway	V M	29/11
				15.22.0	Joan Russell	V M	29/11
				15.27.0	Kathryn Gilbert	N S	8/11

15.28.0	Bronwen Thompson	N	A	19/3	1.87	Chris Stanton	A	14/12
15.28.8	Teresa Buckingham	V	M	14/3	1.87	Chris Stanton	P	10/1
15.28.9	Joanne Paller	N	S	29/10	1.86	Chris Stanton	P	21/2
15.34.6	Kerry Saxby	N	S	22/2	1.85	Chris Stanton	P	15/11
15.37.9	Leanne Castle	S	A	19/3	1.85	Chris Stanton	P	7/3
15.38.9	Karen Iselin	Q	B	15/11	1.82	Tracey Hinde	Q	A 7/12
15.39.0	Rhona Lamb	N	S	22/11	1.82	Cathy Lee	S	A 31/1
15.43.0	Jennifer Jones	N	A	19/3	1.81	Debbie Boyce	S	A 22/11
15.51.0	Anita Gori	Q	B	21/2	1.81	Karlene Dennis	Q	B 21/2

5,000 M. WALK (Track)

22.53.20	Sue Cook	V	A	21/3	1.81	Jane Steinfort	V	M 7/3
23.18.9	Sue Cook		Berg	3/5	1.81	Vanessa Browne	W	A 22/3
23.20.62	Sally Pierson	V	A	21/3	1.80	Sandra Moran	S	A 8/11
23.39.4	Sue Cook		Syr	15/8	1.79	Katrina Harders	Q	A 7/12
24.06.1	Sue Cook		M	2/8	1.78	Nicole Coughlan	V	M 25/10
25.08.90	Rachel Thompson	N	A	21/3	1.78	Cathy Soanes	V	M 7/3
24.44.82	Lillian Harpur	S	A	21/3	1.76	Tracey Brand	Q	B 22/11
24.25.87	Lorraine Young	V	A	21/3	1.76	Amanda Thomas	N	S 25/1
24.49.00	Anne Ryan	N	A	21/3	1.76	Joanne Sweetman	N	S 31/1
25.52.9	Tanya Clarke	N	S	22/2	1.76	Deann Bopf	Q	B 22/2
26.16.1	Frances Toohey	V	M	2/8	1.76	Jocelyn Millar	T	H 28/2
26.29.1	Karen Iselin	Q	B	6/12	1.76	Jenny Talbot	V	A 21/3
26.38.92	Lisa Harrison	N	A	21/3	1.75	Andrea Heales	Q	B 30/10
27.12.0	Sheila Miller	V	M	7/2	1.74	Helen Merriman	N	S 15/11
27.44.0	Joan Russell	V	M	7/2	1.74	Tanya Thomas	Q	B 14/2
27.44.0	Suzanne Narbey	W	P	22/2	1.73	Robyn Sluyters	A	A 21/3
27.53.0	Leanne Castle	S	A	28/1	1.72	Jenny Reid	S	A 22/11
28.00.6	Judith Johnson	A	C	8/2	1.72	Jacinta Hunt	V	M 18/1
28.11.8	Karen McBride	W	P	22/2	1.72	Lisa McHarg	N	A 19/3
28.12.0	Anne Miller	V	M	8/2	1.71	Lisa Rutter	N	S 25/9
28.37.6	Rhona Lamb	N	S	4/11	1.71	Judith Parsons	S	A 6/2
28.48.0	Belinda Castle	S	A	28/1	1.70	Michelle Richmond	V	Ben 22/11
28.48.6	Karla Perkins	Q	B	6/12	1.70	Donna Robertson	N	S 21/2
29.16.6	Anita Gori	Q	B	22/2	1.69	Jackie Oliner	S	A 12/10
29.23.0	Marisa Currie	V	M	8/2	1.69	Glynis Saunders	Q	Chr 31/1
29.38.2	M. Hathaway	W	P	22/2				

5 KM. WALK (Road)

22.54.0	Sue Cook	V	Varn	25/5	6.62	Linda Garden	N	Auck 25/1
22.59.0	Sue Cook		Vax	24/5	6.60	Linda Garden	S	4/10
23.13.0	Sue Cook		M	6/7	6.59	Linda Garden	S	6/12
23.18.0	Sue Cook		Ore	15/5	6.53	Linda Garden	Chr	31/1
23.23.0	Sue Cook		Mass.	11/5	6.45	Linda Garden	C	21/12
23.57.0	Sue Cook		M	19/4	6.40	Chris Stanton	W	A 21/3
23.57.4	Sue Cook		C	15/6	6.31	Linda Garden	S	9/12
24.04.0	Lorraine Young	V	M	19/7	6.28	Robyne Strong	V	C 21/12
24.05.0	Sue Cook		M	22/10	6.27	Linda Garden	S	9/12
24.14.0	Sue Cook		A	27/7	6.27	Linda Garden	S	22/2
24.33.0	Anne Miller	V	M	6/7	6.27	Linda Garden	A	21/3
24.34.0	Sally Pierson	V	M	21/6	6.24	Glynis Saunders	Q	A 14/12
24.39.8	Lillian Harpur	S	A	5/7	6.16	Anne Divito	S	A 13/12
24.58.4	Rachel Thompson	N	C	15/6	6.03	Chris Booth	N	S 8/2
25.18.0	Anne Ryan	N	M	27/7	6.01	Jane Beasley	W	A 22/3
25.25.0	Sheila Miller	V	M	6/7	5.99	Chris Knox	N	S 6/12
25.26.0	Louise Nicholson	V	M	19/7	5.93	Pat Synon	V	M 22/11
25.29.0	Lisa Harrison	N	C	15/6	5.93	Anne Stevenson	N	A 22/3
25.32.0	Sarah Miller	V	M	13/7	5.90	Dana Vlahov	W	A 22/3
25.39.0	Karen Iselin	Q	A	27/7	5.87	Gayle Anderson	V	M 31/1
25.46.0	Helen Burke	N	S	26/5	5.85	Chris Gray	S	A 15/11
25.56.0	Tanya Clarke	N	S	26/5	5.78	Kim Thorley	N	S 24/9
26.12.0	Frances Toohey	V	M	17/8	5.77	Rosemary Langley	N	S 6/12
26.26.7	Roseanne Smith	V	C	15/6	5.76	Cathy Callaghan	V	M 31/1
26.46.8	Kathryn Gilbert	N	C	15/6	5.75	Donna Scott	Q	B 17/1
27.58.0	Leanne Castle	S	A	17/5	5.75	Megan McLean	V	C 7/3
28.22.6	Leslie Knowles	S	A	5/7	5.72	Kathryn Stark	Q	B 30/10
28.40.0	Suzanne Narbey	W	A	27/7	5.71	Jocelyn Millar	T	H 3/1
28.53.0	Jacqui Bonnyman	V	M	23/8	5.71	Lyn Jacenko	N	C 7/2
28.58.0	Anna-Lisa Leb	V	C	15/6	5.69	J. Hynes	Q	B 22/2
29.00.0	Lisa Mathers	N	C	15/6	5.68	Denise Owen	V	M 8/11
29.00.0	Teresa Buckingham	V	M	17/8	5.66	Glenda Hall	N	S 6/12

HIGH JUMP

1.92	Chris Stanton	W	A	22/3	5.62	Katrina Harders	Q	S 17/1
1.91	Chris Stanton		Mos	26/7	5.61	Vanessa Browne	W	P 20/10
1.90	Katrina Gibbs	N	A	22/3	5.61	M. Adams	V	M 15/11
1.89	Chris Stanton		Auck	24/1	5.58	Katrina Gibbs	N	S 6/12
1.88	Chris Stanton		Mos	25/7				
1.88	Chris Stanton		C	21/12				
1.88	Katrina Gibbs		C	21/12				
1.88	Chris Stanton		P	14/3				

LONG JUMP

wind assisted

6.70	Linda Garden	N	S	25/10
6.48	Robyne Strong	V	M	17/1
6.45	Chris Stanton	W	P	22/2
6.23	Anne Divito	S	A	/3
6.07	Jane Beasley	W	P	14/2

6.02	Chris Knox	N S	8/2	62.30	Sue Howland	V M	6/12
5.85	Kim Thorley	N S	14/12	61.86	Petra Rivers	A	21/3
SHOT PUTT							
18.53	Gael Mulhall	V M	18/12	61.72	Sue Howland	M	11/11
18.37	Gael Mulhall	M	15/1	61.64	Petra Rivers	M	7/3
18.34	Gael Mulhall	Ham	21/1	61.52	Sue Howland	M	1/11
18.29	Gael Mulhall	M	28/12	61.48	Sue Howland	M	8/11
18.24	Gael Mulhall	A	21/3	61.20	Sue Howland	M	15/1
18.13	Gael Mulhall	M	6/12	61.18	Sue Howland	Auck	24/1
18.12	Gael Mulhall	S	8/3	61.04	Sue Howland	M	29/11
18.00	Gael Mulhall	Mos	24/7	60.64	Pam Matthews	V M	7/3
17.64	Bev Francis	V M	6/12	52.46	Terry Wrenn	W M	8/11
17.60	Gael Mulhall	Pisa	5/7	49.60	Jeanette Kieboom	S A	22/2
15.09	Chris Schultz	V M	7/3	47.66	Margaret Phillipott	N S	31/1
14.75	Pat Donnelly	V H	13/5	47.34	Tracey Griffin	V M	20/12
14.73	Sue Howland	V M	22/11	46.70	Kathy Wilkinson	S S	13/12
13.95	Julianne Carlile	N C	16/11	46.62	Vicki Harwood	T H	7/2
13.35	Pam Matthews	V M	1/11	46.02	Leanne Dennis	N S	20/12
13.22	Andrina Rovis-Herman	W P	8/3	45.60	Sandra Moran	S A	11/1
13.13	Helen Campbell	V C	8/3	45.16	Mary Thomas	N S	20/12
13.01	Elspeth Laing	S C	21/12	45.14	Sally Wijesundra	W S	14/12
12.82	Sally Penson	W P	29/11	44.43	Tracey Oliver	V M	22/11
12.75	Chris Stanton	W P	8/3	43.42	Nola Perkins	N Auck	14/12
12.57	Leanne Dennis	N S	12/10	42.36	Julia Bates	Q B	21/2
12.44	Ines Livich	W P	14/2	42.26	Janet Bowles	V M	11/11
12.15	Glynis Saunders	Q B	21/2	42.10	Pam Mountfield	N S	4/1
12.12	Vicki Jackson	V M	18/10	42.04	Jody Pinset	V M	22/11
12.05	Gail Henderson	Q B	18/1	41.22	Julianne Carlile	N S	11/10
11.96	Jenine Sunderland	N S	12/10	40.96	Chris Stanton	W P	14/3
11.94	Lynn Wakefield	N A	7/12	40.62	Margot Shaw	Q B	12/10
11.89	Pam Mountfield	N S	12/10	40.24	Gail Eddison	N S	20/12
11.86	Una Lund	Q B	22/11	39.76	Susanne Smith	Q B	24/1
11.73	Gayle Caundry	V M	15/11	39.32	Ines Livich	W P	7/2
11.68	Yvonne Stockman	A C	5/10	38.76	Jayne Hardy	A C	21/12
11.64	Heidi Ehmman	N S	/10	38.74	Janet Pearce	N S	11/10
11.59	Helen Searle	N S	22/11	38.74	Lisa McHarg	N S	20/12
11.56	Alyson Wells	Q C	8/3	38.58	Katrina Hart	N S	1/11
11.46	Gail Millar	T S	13/12	38.46	Heather Doherty	Q B	12/10
11.41	Maleah Harris	Q A	7/12	PENTATHLON			
11.39	Terri Wrenn	W M	24/1	4,290e	Glynis Saunders	Q Chr	31/1
11.37	Robyn May	V M	18/10	4,094e	Glynis Saunders	N C	20/12
DISCUS THROW							
60.92	Gael Mulhall	V M	14/3	3,562e	Wendy Smart	N C	20/12
60.92	Gael Mulhall	A	22/3	3,457e	Jackie Oliner	S C	20/12
58.74	Gael Mulhall	S	8/3	3,138	Anne Berry	N H	13/5
58.10	Gael Mulhall	Chr	31/1	HEPTATHLON			
57.96	Gael Mulhall	Prag	8/7	5,724e	Chris Stanton	W P	22/2
56.18	Gael Mulhall	Ham	21/1	5,554e	Glynis Saunders	Q A	20/3
55.66	Gael Mulhall	M	28.12	5,333e	Katrina Harders	Q A	20/3
55.40	Gael Mulhall	M	6/12	5,323	Glynis Saunders	A	11/1
55.14	Gael Mulhall	C	20/12	5,289e	Jocelyn Millar	T A	20/3
54.90	Gael Mulhall	Mos	31/7	5,189e	Dana Vlahov	W A	20/3
50.12	Chris Schultz	V M	14/2	5,154	Dana Vlahov	P	22/2
49.26	Bev Francis	V M	14/3	5,134e	Leslie Richards	N S	4/1
48.96	Ines Livich	W P	14/2	5,087e	Kerry Smart	N A	20/3
48.44	Andrina Rovis-Herman	W P	14/3	5,056e	Sandra Moran	S A	20/3
47.30	Heidi Wittesch	S A	11/3	4,878	Susan Johnson	T H	15/2
46.56	Sally Penson	W P	7/3	4,874e	Amanda Thomas	N A	20/3
46.00	Pam Mountfield	N S	8/3	4,769e	Susanne Smith	Q A	20/3
44.84	Pat Donnelly	V M	10/1	4,686e	Lisa McHarg	N A	20/3
44.72	Jenine Sunderland	N S	14/12	4,647	Gayle Anderson	V H	15/2
44.56	Jenny Connellan	Q A	22/3	4,636	Stacey Tanner	W P	22/2
42.98	Leanne Dennis	N S	22/11	4,629e	Jackie Oliner	S S	13/12
42.24	Heike Hartnig	N S	8/11	4,628e	Pam Mountfield	N A	20/3
41.26	Gail Henderson	Q B	21/2	4,584	Karen Laycock	Q B	25/1
40.76	Sally Flynn	S S	18/1	4,566e	Tracey Griffin	V A	20/3
40.54	Helen Campbell	V C	8/3	4,557e	Cathy Dennis	T A	20/3
40.16	Yvonne Ladlay	N S	6/12	4,535e	Judith Parsons	S A	20/3
40.16	Judy Clark	V S	14/12	4,504e	Susan Robinson	V A	20/3
39.90	Julia Waugh	S A	14/10	4,472	Vicki Goodall	Q B	25/1
39.74	Connie van Rooyen	W P	7/12	4,402e	Kerry Kristiansen	N S	4/1
39.64	Claire Mills	S A	21/3	4,382	Michelle Talbot	S A	11/1
38.90	Vicki Jackson	V M	11/11	4,353	Ann Divito	S A	11/1
38.56	Yvonne Stockman	A C	8/2	4,343	Kirsteen Farrance	V M	25/1
JAVELIN THROW							
63.50	Petra Rivers	V M	4/2	4,317	Judith Parsons	S A	11/1
63.40	Petra Rivers	S	8/2	4,250	Joanne Smith	N S	4/1
62.44	Petra Rivers	M	31/1	4,246	Jodie O'Reilly	S A	11/1
				4,240	Donna Grodecki	Q B	25/1

ABBREVIATIONS

Auck	Auckland, NZ	Leuv	Leuven, Belgium
Aust	Austin, USA	Linz	Linz, Austria
Ball	Ballarat	Lon	London, UK
Bas	Basel, Switzerland	LB	Long Beach, USA
Ben	Benalla	Lut	Lutry, Switzerland
Berg	Bergen, Norway	Mil	Milan, Italy
Bern	Berne, Switzerland	Mod	Modesto, USA
Bernn	Bernhausen, W. Germany	Mon	Montreal, Canada
Berl	Berlin, W. Germany	Mos	Moscow, USSR
Brus	Bussels, Belgium	Moss	Moss, Norway
Bun	Bunbury	New	Newcastle
Cab	Caboollura	Nice	Nice, France
Chr	Christchurch, NZ	Nij	Nijmegen, Holland
Col	Cologne, W. Germany	Orø	Orebo, Sweden
Copt	Copthall, UK	Oslo	Oslo, Norway
Corv	Corvallis, USA	Par	Paris, France
Cres	Cressy	Pisa	Pisa, Italy
CPt	Crib Point	Pors	Porsgrunn, Sweden
CP	Crystal Palace, UK	PC	Point Cook
Dall	Dallas, USA	Prag	Prague, Czechoslovakia
Dubbo	Dubbo	Rome	Rome, Italy
Duss	Dusseldorf, W. Germany	SD	San Diego, USA
El	Elizabeth	Seat	Seattle, USA
EP	El Paso, USA	Sitt	Sittard, Holland
EPI	Emu Plains	Stan	Stanford, USA
Eug	Eugene, USA	Stut	Stuttgart, W. Germany
Flor	Florence, Italy	Syr	Syracuse, USA
Fred	Fredrikstad, Norway	TH	The Hague, Holland
Fuk	Fukuoka, Japan	Tok	Tokyo, Japan
Geel	Geelong	Trois	Troisdorf, W. Germany
Gotz	Gotzis, Austria	Troy	Troyes, France
Ham	Hamilton, NZ	Van	Vancouver, Canada
HH	Herne Hill	Varn	Varnamo, Sweden
KC	Kansa City, USA	Vax	Vaxjo, Sweden
Klag	Klagenfurt, Austria	Vill	Villaneuve d'Asq, France
Kob	Koblenz, W. Germany	Wal	Walnut, USA
		Well	Wellington, NZ
		WL	West London

Compiled by Paul Jenés ATFS