

HILLTOPPERS

WKU MEN'S BASKETBALL

2012-13 MEDIA GUIDE



TEENG AKOL
F/C • 6-11 • SR • Wian, South Sudan



T.J. PRICE

G • 6-4 • SO • Slidell, La.



JAMAL CROOK

G • 6-3 • SR • Louisville, Ky.



GEORGE FANT

F • 6-6 • SO • Bowling Green, Ky.



Cover Designed by:
SIDESIGN
SPORTS INFORMATION DESIGN
sportsinfodesign.com

**WESTERN KENTUCKY UNIVERSITY
DEPARTMENT OF ATHLETICS**

1605 Avenue of Champions
Bowling Green, Ky. 42101
270-745-4298
www.WKUSports.com



CREDITS

EXECUTIVE EDITOR

Michael Schroeder

EDITORIAL ASSISTANCE

Robert Sampson, Chris Glowacki, Kyle Allen, Whitney Tarp, Paul Just

LAYOUT

Michael Schroeder

Printed by Liberty Printing, Bowling Green, Ky. (Printed with state funds)

© 2012, Western Kentucky University Department of Athletics

WESTERN KENTUCKY UNIVERSITY STATEMENT OF PURPOSE

As a nationally prominent university, Western Kentucky University engages the globe in acclaimed, technologically enhanced academic programs. An inspiring faculty promotes entrepreneurial success and a unique campus spirit to attract an intellectually exciting and diverse family of the nation's best students.

WKU provides students with rigorous academic programs in education, the liberal arts and sciences, business, and traditional and emerging professional programs, with emphasis at the baccalaureate level, complemented by relevant associate and graduate-level programs.

The University places a premium on teaching and student learning. WKU faculty engage in creative activity and diverse scholarship, including basic and applied research, designed to expand knowledge, improve instruction, increase learning, and provide optimum service to the state and nation. The University directly supports its constituents in its designated service areas of Kentucky with professional and technical expertise, cultural enrichment, and educational assistance. The University encourages applied research and public service in support of economic development, quality of life, and improvement of education at all levels, especially elementary and secondary schools. In particular, WKU faculty contribute to the identification and solution of key social, economic, scientific, health, and environmental problems within its reach, but particularly throughout its primary service area.

Maintaining a campus of distinctive history and character, WKU sustains a student population of increasing quality. It fulfills its responsibility for access through its Bowling Green Community College, regional campus programs in Glasgow, Owensboro and Elizabethtown/Radcliff/Ft. Knox, and distance/on-line learning.

WKU's commitment is to ensure value in a holistic learning experience through high standards for student achievement and conduct, a strong faculty, technological innovation, personalized attention, broad access, and public accountability for actions and outcomes.

WKU recognizes that its mission continues to evolve in response to regional, national, and global changes, and the need for lifelong learning.

WKU ATHLETICS MISSION STATEMENT

The mission of the Western Kentucky University Department of Intercollegiate Athletics is to support the university vision by providing a comprehensive, high quality education for student-athletes and to serve the university community, alumni, and friends through success and distinction within an environment of uncompromising integrity. The WKU Athletic Department seeks to be a source of pride for the citizens of the Commonwealth of Kentucky and to be recognized as a nationally prominent program by consistently winning Sun Belt Conference championships and achieving frequent success in NCAA post-season competitions. It is also imperative that we compete with dignity, honor and respect in upholding and advancing WKU's rich history and tradition.

We must operate in a manner that embraces the guidelines and principles established by the NCAA and Sun Belt Conference, which promote the principles of sportsmanship and ethical conduct. Fair and equitable opportunities will be a priority and will be provided for student-athletes and staff to participate in intercollegiate athletics at the Division I level regardless of gender and ethnicity. Our ultimate purpose is to provide a world class academic and athletic experience for our student-athletes resulting in the vital personal development necessary for long term success.

TABLE OF CONTENTS

MEDIA INFORMATION..... 1-8

 General Information2-3

 2012-13 Opponents4-5

 2012-13 Schedule..... 6

 2012-13 Roster 7

 2012-13 Radio / TV Guide 8

2012-13 HILLTOPPERS 9-38

 Returning Players 10-26

 Newcomers27-28

 Career Stats vs. 2012-13 Opponents ..28-30

 Coaching Staff 32-36

 Support Staff37-38

2011-12 SEASON IN REVIEW 39-64

 Statistics..... 40

 Results 41

 Game-By-Game Team Comparison..... 42

 High-Low Analysis..... 43

 Individual P-R-A 44

 Sun Belt Conference 45

 Box Scores.....46-64

RECORDS 65-80

 Single-Game Records..... 66

 Individual Season Records 67

 Team Season Records..... 68

 Career Records..... 69

 E.A. Diddle Arena Records 70

 Miscellaneous Records..... 71

 Scoring Leaders..... 72

 Annual Leaders..... 73-74

 1,000-Point Scorers 75-79

 By The Numbers 80

HISTORY AND TRADITION 81-132

 Year-By-Year History..... 82-83

 Year-By-Year Results 84-102

 Games vs. Ranked Opponents 103

 All-Time Series Records 104-105

 Series Records by Opponent..... 106-122

 Postseason History 123

 NCAA Tournament Superlatives 124

 Honor Roll 125-127

 All-Time Letterwinners 128-130

 All-Time Coaches Roster 131

 WKU in the Pros 132

“WE ARE WKU”

Please refer to Hilltopper and Lady Topper athletic programs as “WKU” or “Western Kentucky University.” Please do NOT use Western Ky., W. Kentucky, Western, or any other variation.

UNIVERSITY INFORMATION

Location: Bowling Green, Ky. 42101
Founded: 1906
Enrollment: 21,045
Nickname: Hilltoppers
Colors: Red and White
Arena (Capacity): E.A. Diddle Arena (7,326)
National Affiliation: NCAA Division I
Conference Affiliation: Sun Belt Conference
President: Dr. Gary Ransdell
Director of Athletics: Todd Stewart

MEN’S BASKETBALL HISTORY

First Year of Basketball: 1914-15
All-Time Record: 1659-827 (.667)
Seasons of College Basketball: 93
Conference Championships: 42
NCAA Tournament Appearances: 22
Last NCAA Tournament Appearance: 2012
NIT Appearances: 13
Last NIT Appearance: 2006
Postseason Record: 28-37 (35 apps.)
Last Postseason Appearance: 2012
 • L, 81-66 vs. #1 Kentucky, NCAA 2nd Round

COACHING STAFF

Head Coach: Ray Harper (Ky. Wesleyan, 1985)
 • Career Record: 353-71 (13 seasons)
 • WKU Record: 11-8 (1 season)
Assistant: Lawrence Brenneman (5th season)
Assistant: David Boyden (3rd season)
Assistant: Phil Cunningham (1st season)
Director of Ops: Jake Morton (1st season)
Graduate Asst.: Mike Pollio (1st season)
Video Coord.: Chase Richardson (1st season)
Strength Coach: Brandon Kuhn
Athletic Trainer: Mike Gaddie

MEN’S BASKETBALL INFORMATION

2011-12 Record: 16-19
 • Home: 8-7
 • Road: 3-8
 • Neutral: 5-4
2011-12 SBC Record: 7-9 (3rd place, East)
Postseason: NCAA 2nd Round
Final National Ranking: None
Letterwinners Returning/Lost: 9/3
Starters Returning/Lost: 4/1

Returning Starters:

- Teeng Akol (R-Sr., F/C) - 19 GS, 6.3 ppg
 - 9.7 ppg in last 10 games of ‘11-12
- Jamal Crook (Sr., G) - 26 GS, 8.5 ppg, 2.7 apg
 - ppg in ‘11-12 is 2.5x career avg. of 2.5 ppg
- George Fant (So., F) - 26.4 mpg, 10.4 ppg
 - 7th highest-scoring frosh yr. in WKU history
- T.J. Price (So., G) - 9.0 ppg, 35.6 3FG%
 - 3rd on team in ppg, rpg in ‘11-12

Starters Lost:

- Derrick Gordon (Fr., G) - Tm-hgh 11.8 ppg
 - Third-Team All-Sun Belt Conference

Other Returners:

- O’Karo Akamune (Jr., F) - 28 GP
- Caden Dickerson (R-Jr., G) - injury in ‘11-12
- Kevin Kaspar (So., G) - 5.5 ppg before injury
- Nigel Snipes (So., F) - 32 GP, 83.9 FT%

Key Newcomers:

- Eddie Alcantara (6-5, 205, Fr., F)
- Brandon Harris (6-1, 170, Jr., G)
- Aleksejs Rostov (6-10, 225, Fr., C)

DIRECTIONS TO E.A. DIDDLE ARENA

FROM I-65 NORTH (HEADING SOUTH): Take the first Bowling Green exit (exit 28) at the Corvette Plant and Corvette Museum onto the connector road that will take you to US 31-W. Follow the signs for US 31-W South — Bowling Green. Stay on the four-lane US 31-W South (Louisville Road) to the stop light at the bridge over Barren River. 31-W turns left at that stoplight; however, you want to continue straight through the light on Louisville Road which will split into two one-way streets at Sixth Ave. The one-way SW is Adams Street. When the one-way streets merge into the four-lane University Blvd., you will be on the NW corner of the Western Kentucky University campus (railroad on right, WKU on left). Go straight through the first stoplight (at Old Morgantown Road/Dogwood Drive) and the University Parking Structure will be the first building on your left, followed immediately by the back side of E.A. Diddle Arena and the Arena/Stadium Parking Lot.

FROM THE CUMBERLAND PARKWAY: Take I-65 South at the west end of the Cumberland Parkway and follow the directions for I-65 (heading south) above.

FROM I-65 SOUTH (HEADING NORTH): Take the first Bowling Green exit (The Natcher Parkway, exit 20) and proceed on the Natcher Parkway to the Bowling Green-Franklin exit (exit 4 — US31-W). At the end of the ramp, turn right (north) onto US 31-W (Nashville Road) into Bowling Green. The second stoplight after passing through the Campbell Lane intersection (Bowling Green Mall is on your left and a Burger King and Kroger are on the right at the Campbell Lane intersection) will be University Blvd. (to the left). Turn left (there is a left-turn lane and arrow) onto University Blvd., to the Western Kentucky University campus. You will pass through two stoplights and the athletics complex will then be on your right. You will pass Nick Denes Field (baseball) first, followed by the University Tennis Courts and L.T. Smith Stadium. The Arena/Stadium Parking Lot and E.A. Diddle Arena will be on your right just past the Stadium.

FROM US 68-80 WEST (HEADING EAST): Follow US 68-80 (Russellville Road) into Bowling Green. You will pass under a railroad overpass (with its “Welcome to Western” sign) and then, at the stoplight, both the center and left lanes turn left. You want to turn left at that light onto University Blvd. The athletics complex will then be on your right — first Nick Denes Field (baseball), then the University Tennis Courts and L.T. Smith Stadium. The Arena/Stadium Parking Lot and E.A. Diddle Arena will be on your right just past the Stadium.

FROM THE NATCHER PARKWAY (HEADING SOUTH):

Take the first Bowling Green exit (US 231, exit 7) and turn right onto Morgantown Road (US 231) into Bowling Green. You will cross Veterans Memorial Lane and pass Warren Central High School (on the right). When you reach the junction of US 231 and US 68-80 (Burger King on your left, Holley Corporation on your right and Arby’s straight ahead), turn left onto Russellville Road and follow the directions for US 68-80 above from the railroad overpass (“Welcome to Western” sign) on in to E.A. Diddle Arena.

MESSAGE TO THE MEDIA

The following information is intended to assist members of the media in their coverage of Hilltopper basketball. Should you require additional information, contact Michael Schroeder, Director of Athletic Communications, by phone at (270) 745-5045 or via email at michael.schroeder@wku.edu.

PRESS ROW CREDENTIALS

All requests for working press, photo, radio and television credentials should be made to men's basketball SID Michael Schroeder as soon as possible prior to game day. Credentials may be picked up at the Athletic Communications Office in E.A. Diddle Arena (Room 1454) prior to game day; or, on game day at the Media Will Call Gate of E.A. Diddle Arena (Gate 4). The gate will open 90 minutes prior to each contest.

Press row seats will be issued to print/broadcast media on a selective, and space available, basis. Only WKU passes will be honored for admission. Each credential will entitle the authorized bearer to the full courtesies and complete services of press row. Press row credentials are nontransferable. Spouses, dates, children and nonworkers are not permitted in the media area.

PHOTO CREDENTIALS

WKU photo passes will be issued to authorized personnel and must be displayed at all times. No credentials will be given to free-lance photographers. A photo pass will admit the bearer to the press room for programs, stats, refreshments, etc.

UNAUTHORIZED USE OF MEDIA CREDENTIALS

Credentials will be issued to working media only. Credentials are non-transferable. Use by anyone other than members of the working media are unauthorized, and those credentials will be revoked immediately. News organizations allowing unauthorized individuals to use credentials will have their credentials revoked for the remainder of the year.

INTERNET ACCESS

Wireless internet is available to the media throughout E.A. Diddle Arena, including press row and the media work room. Information to access the WKU Wireless service will be provided to credentialed media upon arrival on game day.

RADIO COVERAGE

Radio broadcast permission must be obtained in advance, along with press row reservations, from Schroeder. WKU maintains two courtesy lines for use by schools who can provide reciprocal arrangements for the Big Red Radio Network. Other arrangements for installation of broadcast lines should be made well in advance with Schroeder and WKU Telephone Communications at (270) 745-6370.

MEDIA PARKING

Media parking is available on a limited basis and is done by a list. No single-game parking passes are distributed. Reservations must be made well in advance with WKU Athletic Communications.

INTERVIEW POLICY

Members of the media desiring interviews with WKU players and/or coaches must make arrangements with Schroeder in advance. Head coach Ray Harper and select players will be available to the media on designated days prior to each game. Contact Athletic Communications for those availabilities.

Remember, 24-hour advance notice is requested to maximize possibilities of arranging interviews around the busy schedule of student-athletes and coaches. All interviews must go through Athletic Communications. No student-athlete phone numbers will be provided to media members.

POST-GAME INTERVIEWS

The WKU locker room is closed to the media. During games at E.A. Diddle Arena, a member of the WKU Athletic Communications staff will collect player interview requests towards the end of the second half. Following the NCAA's recommended 10-minute cooling-off period, selected WKU players will be available in the media room. Harper will address the media in the postgame media room, just off the arena floor, following his postgame radio interview.


Visiting coaches and players will be brought to the media room upon request. Otherwise, members of the media should contact the visiting SID for postgame interview needs.

On the road, the WKU locker room will remain closed — WKU will adhere to the home team's postgame interview policies whenever possible.

WKUSPORTS.COM

WKUSports.com is the official online home for all 19 sports on the Hill. Rosters, schedules, stats, game notes, game recaps and media information guides are available at any time through the site.

Media members are strongly encouraged to use WKUSports.com to access box scores following each Hilltopper game. Updated WKU statistics will be available on the site shortly following the conclusion of each game, except when travel plans dictate other arrangements. In those situations, stats may be updated the following day.

WKU ATHLETIC COMMUNICATIONS/MEDIA RELATIONS

SCHROEDER



GLOWACKI



ALLEN



TARPY



SAMPSON



JUST

MAILING ADDRESS:

E.A. Diddle Arena Room 1454
1605 Avenue of Champions
Bowling Green, KY 42101

DIRECTOR OF COMMUNICATIONS: Michael Schroeder (MBB Contact)

- Office: (270) 745-5045
- Cell: (270) 799-8984
- Email: michael.schroeder@wku.edu
- Fax: (270) 745-3444

DIRECTOR OF MEDIA RELATIONS: Chris Glowacki

- Email: chris.glowacki@wku.edu

ASSISTANT DIRECTOR: Kyle Allen

- Email: kyle.allen@wku.edu

ASSISTANT: Whitney Tarpy

- Email: whitney.tarpy@wku.edu

ASSISTANT: Robert Sampson

- Email: robert.sampson@wku.edu

STUDENT ASSISTANT: Jeremy Brown

- Email: jeremy.brown210@topper.wku.edu

SPORTS INFORMATION DIRECTOR (RETIRED): Paul Just

- Email: paul.just@wku.edu

UALR TROJANS

Conference:..... Sun Belt
 2011-12 Record:..... 15-16
 2011-12 Conf. Record (Finish): 12-4 (1st West)
 Postseason:..... none
 Letterwinners Returning/Lost:..... 5/7
 Starters Returning/Lost:..... 2/3
 Head Coach:..... Steve Shields
 Career Record (Seasons): 147-128 (9)
 Record at School (Seasons): 147-128 (9)
 Arena (Capacity): Jack Stephens Center (5,600)
 Men's Basketball SID: Joe Angolia
 Office Phone: (501) 569-3449
 Email:..... jaangolia@ualr.edu

ARKANSAS STATE RED WOLVES

Conference:..... Sun Belt
 2011-12 Record:..... 14-20
 2011-12 Conf. Record (Finish): 6-10 (5th West)
 Postseason:..... none
 Letterwinners Returning/Lost:..... 6/4
 Starters Returning/Lost:..... 4/1
 Head Coach:..... John Brady
 Career Record (Seasons): 342-282 (21)
 Record at School (Seasons): 61-66 (4)
 Arena (Capacity): Convocation Center (10,727)
 Men's Basketball SID: Joe Gorby
 Office Phone: (870) 972-3547
 Email:..... jgorby@astate.edu

AUSTIN PEAY GOVERNORS

Conference:..... Ohio Valley
 2011-12 Record:..... 12-20
 2011-12 Conf. Record (Finish):..... 8-8 (T-6th)
 Postseason:..... none
 Letterwinners Returning/Lost:..... 9/5
 Starters Returning/Lost:..... 1/4
 Head Coach:..... Dave Loos
 Career Record (Seasons): 445-363 (26)
 Record at School (Seasons): .. 363-310 (22)
 Arena (Capacity):..... Dunn Center (7,875)
 Men's Basketball SID: Brad Kirtley
 Office Phone: (931) 221-6561
 Email:..... kirtleyb@apsu.edu

DEPAUL BLUE DEMONS

Conference:..... BIG EAST
 2011-12 Record:..... 12-19
 2011-12 Conf. Record (Finish):..... 3-15 (16th)
 Postseason:..... none
 Letterwinners Returning/Lost:..... 10/2
 Starters Returning/Lost:..... 3/2
 Head Coach:..... Oliver Purnell
 Career Record (Seasons): 413-322 (24)
 Record at School (Seasons): 19-43 (2)
 Arena (Capacity):..... Allstate Arena (18,500)
 Men's Basketball SID: Greg Greenwell
 Office Phone: (773) 325-7546
 Email:..... ggreenwe@depaul.edu

FLORIDA ATLANTIC OWLS

Conference:..... Sun Belt
 2011-12 Record:..... 11-19
 2011-12 Conf. Record (Finish):7-9 (T-3rd East)
 Postseason:..... none
 Letterwinners Returning/Lost:..... 5/7
 Starters Returning/Lost:..... 2/3
 Head Coach:..... Mike Jarvis
 Career Record (Seasons): 371-274 (23)
 Record at School (Seasons): 53-72 (4)
 Arena (Capacity):..... FAU Arena (5,000)
 Men's Basketball SID: Justin Johnson
 Office Phone: (561) 302-0461
 Email:..... jjohn218@fau.edu

FIU PANTHERS

Conference:..... Sun Belt
 2011-12 Record:..... 8-21
 2011-12 Conf. Record (Finish):.5-11 (T-5th East)
 Postseason:..... none
 Letterwinners Returning/Lost: 6/8
 Starters Returning/Lost:..... 0/5
 Head Coach:..... Richard Pitino
 Career Record (Seasons):first season
 Record at School (Seasons):first season
 Arena (Capacity): U.S. Century Bank Arena (5,000)
 Men's Basketball SID: Paul Dodson
 Office Phone: (305) 348-2963
 Email:..... pdodson@fiu.edu

IOWA HAWKEYES

Conference:..... Big Ten
 2011-12 Record:..... 18-17
 2011-12 Conf. Record (Finish):..... 8-10 (T-7th)
 Postseason:..... NIT Second Round
 Letterwinners Returning/Lost: 7/5
 Starters Returning/Lost:..... 3/2
 Head Coach:..... Fran McCaffery
 Career Record (Seasons): 280-214 (16)
 Record at School (Seasons): 29-37 (2)
 Arena (Capacity): Carver-Hawkeye Arena (15,400)
 Men's Basketball SID:Matthew Weitzel
 Office Phone: (319) 430-8176
 Email:..... matthew.weitzel@uiowa.edu

IUPUI JAGUARS

Conference:.....The Summit League
 2011-12 Record:..... 14-18
 2011-12 Conf. Record (Finish):.....7-11 (7th)
 Postseason:..... none
 Letterwinners Returning/Lost: 10/3
 Starters Returning/Lost:..... 2/3
 Head Coach:..... Todd Howard
 Career Record (Seasons): 14-18 (1)
 Record at School (Seasons): 14-18 (1)
 Arena (Capacity):..... The Jungle (1,215)
 Men's Basketball SID:Ed Holdaway
 Office Phone: (317) 274-2725
 Email:..... eholdaway@iupui.edu

LOUISIANA-LAFAYETTE RAGIN' CAJUNS

Conference:..... Sun Belt
 2011-12 Record:..... 16-16
 2011-12 Conf. Record (Finish): 10-6 (3rd West)
 Postseason:..... CollegeInsider.com
 Letterwinners Returning/Lost:..... 4/9
 Starters Returning/Lost:..... 1/4
 Head Coach:..... Bob Marlin
 Career Record (Seasons): 255-162 (14)
 Record at School (Seasons): 30-31 (2)
 Arena (Capacity):..... Cajundome (11,550)
 Men's Basketball SID: Brian McCann
 Office Phone: (337) 482-6331
 Email:..... bjm5269@louisiana.edu

ULM WARHAWKS

Conference:..... Sun Belt
 2011-12 Record:..... 3-26
 2011-12 Conf. Record (Finish): 2-14 (6th West)
 Postseason:..... none
 Letterwinners Returning/Lost: 5/7
 Starters Returning/Lost:..... 1/4
 Head Coach:..... Keith Richard
 Career Record (Seasons):160-167 (11)
 Record at School (Seasons): 10-50 (2)
 Arena (Capacity): Fant-Ewing Coliseum (7,000)
 Men's Basketball SID: Jeremy Stevens
 Office Phone: (318) 342-5462
 Email:..... jstevens@ulm.edu

LOUISVILLE CARDINALS

Conference:..... BIG EAST
 2011-12 Record:..... 30-10
 2011-12 Conf. Record (Finish):..... 10-8 (7th)
 Postseason:..... NCAA Final Four
 Letterwinners Returning/Lost: 11/5
 Starters Returning/Lost:..... 3/2
 Head Coach:..... Rick Pitino
 Career Record (Seasons): 629-234 (26)
 Record at School (Seasons): .. 275-106 (10)
 Arena (Capacity):..... KFC Yum! Center (22,000)
 Men's Basketball SID:Kenny Klein
 Office Phone: (502) 852-6581
 Email:..... kenny.klein@louisville.edu

MIDDLE TENNESSEE BLUE RAIDERS

Conference:..... Sun Belt
 2011-12 Record:..... 27-7
 2011-12 Conf. Record (Finish):. 14-2 (1st East)
 Postseason:..... NIT quarterfinals
 Letterwinners Returning/Lost: 11/3
 Starters Returning/Lost:..... 4/1
 Head Coach:..... Kermit Davis
 Career Record (Seasons): 317-208 (17)
 Record at School (Seasons): .. 180-133 (10)
 Arena (Capacity):..... Murphy Center (11,520)
 Men's Basketball SID:Leslie Wilhite
 Office Phone: (615) 904-8115
 Email:..... wilhite@goblueraiders.com

MURRAY STATE RACERS

Conference:.....Ohio Valley
 2011-12 Record:.....31-2
 2011-12 Conf. Record (Finish):.....15-1 (1st)
 Postseason:.....NCAA Third Round
 Letterwinners Returning/Lost:.....6/5
 Starters Returning/Lost:.....2/3
 Head Coach:.....Steve Prohm
 Career Record (Seasons):.....31-2 (1)
 Record at School (Seasons):.....31-2 (1)
 Arena (Capacity):.....CFSB Center (8,600)
 Men's Basketball SID:.....Dave Winder
 Office Phone:.....(270) 809-4271
 Email:.....dwinder@murraystate.edu

NORTH TEXAS MEAN GREEN

Conference:.....Sun Belt
 2011-12 Record:.....18-14
 2011-12 Conf. Record (Finish):..9-7 (4th West)
 Postseason:.....none
 Letterwinners Returning/Lost:.....8/4
 Starters Returning/Lost:.....5/0
 Head Coach:.....Tony Benford
 Career Record (Seasons):.....first season
 Record at School (Seasons): ..first season
 Arena (Capacity):.....The Super Pit (10,500)
 Men's Basketball SID:.....Stephen Howard
 Office Phone:.....(940) 369-8548
 Email:.....stephen.howard@unt.edu

SOUTH ALABAMA JAGUARS

Conference:.....Sun Belt
 2011-12 Record:.....17-12
 2011-12 Conf. Record (Finish):..8-8 (2nd East)
 Postseason:.....none
 Letterwinners Returning/Lost:.....7/5
 Starters Returning/Lost:.....5/0
 Head Coach:.....Ronnie Arrow
 Career Record (Seasons):.....340-247 (21)
 Record at School (Seasons): ..206-156 (13)
 Arena (Capacity):.....Mitchell Center (10,000)
 Men's Basketball SID:.....Matt Horne
 Office Phone:.....(251) 414-8184
 Email:.....mhorne@usouthal.edu

SOUTHERN ILLINOIS SALUKIS

Conference:.....Missouri Valley
 2011-12 Record:.....8-23
 2011-12 Conf. Record (Finish):.....5-13 (9th)
 Postseason:.....none
 Letterwinners Returning/Lost:.....8/5
 Starters Returning/Lost:.....4/1
 Head Coach:.....Barry Hinson
 Career Record (Seasons):.....205-140 (11)
 Record at School (Seasons): ..first season
 Arena (Capacity):.....SIU Arena (8,339)
 Men's Basketball SID:.....Tom Weber
 Office Phone:.....(618) 453-7236
 Email:.....tomweber@siu.edu

SOUTHERN MISS GOLDEN EAGLES

Conference:.....Conference USA
 2011-12 Record:.....25-9
 2011-12 Conf. Record (Finish):.....11-5 (2nd)
 Postseason:.....NCAA Second Round
 Letterwinners Returning/Lost:.....5/6
 Starters Returning/Lost:.....2/3
 Head Coach:.....Donnie Tyndall
 Career Record (Seasons):.....114-85 (6)
 Record at School (Seasons): ..first season
 Arena (Capacity):.....Reed Green Coliseum (8,095)
 Men's Basketball SID:.....Tim Andrzejewski
 Office Phone:.....(601) 266-4503
 Email:.....timothy.andrzejewski@usm.edu

TROY TROJANS

Conference:.....Sun Belt
 2011-12 Record:.....10-18
 2011-12 Conf. Record (Finish):.5-11 (T-5th East)
 Postseason:.....none
 Letterwinners Returning/Lost:.....4/5
 Starters Returning/Lost:.....3/2
 Head Coach:.....Don Maestri
 Career Record (Seasons):.....488-383 (30)
 Record at School (Seasons): ..488-383 (30)
 Arena (Capacity):.....Trojan Arena (5,200)
 Men's Basketball SID:.....Joe St. Pierre
 Office Phone:.....(334) 670-5654
 Email:.....jst.pierre@troy.edu

VCU RAMS

Conference:.....Atlantic 10
 2011-12 Record:.....29-7
 2011-12 Conf. Record (Finish):.....15-3 (2nd)
 Postseason:.....NCAA Third Round
 Letterwinners Returning/Lost:.....10/3
 Starters Returning/Lost:.....4/1
 Head Coach:.....Shaka Smart
 Career Record (Seasons):.....84-28 (3)
 Record at School (Seasons):.....84-28 (3)
 Arena (Capacity):.....Verizon Wireless Arena (7,617)
 Men's Basketball SID:.....Scott Day
 Office Phone:.....(804) 828-1727
 Email:.....sdday@vcu.edu

WESTERN CAROLINA CATAMOUNTS

Conference:.....Southern
 2011-12 Record:.....17-18
 2011-12 Conf. Record (Finish):.8-10 (3rd North)
 Postseason:.....none
 Letterwinners Returning/Lost:.....7/5
 Starters Returning/Lost:.....3/2
 Head Coach:.....Larry Hunter
 Career Record (Seasons):.....616-342 (32)
 Record at School (Seasons): ..107-118 (7)
 Arena (Capacity):.....Ramsey Center (7,826)
 Men's Basketball SID:.....Daniel Hooker
 Office Phone:.....(828) 227-2339
 Email:.....dhooker@email.wcu.edu

WICHITA STATE SHOCKERS

Conference:.....Missouri Valley
 2011-12 Record:.....27-6
 2011-12 Conf. Record (Finish):.....16-2 (1st)
 Postseason:.....NCAA Second Round
 Letterwinners Returning/Lost:.....6/7
 Starters Returning/Lost:.....2/3
 Head Coach:.....Gregg Marshall
 Career Record (Seasons):.....303-144 (14)
 Record at School (Seasons):.....109-61 (5)
 Arena (Capacity):.....Charles Koch Arena (10,506)
 Men's Basketball SID:.....Larry Rankin
 Office Phone:.....(316) 978-3221
 Email:.....lrankin@goshockers.edu

2012-13 SCHEDULE

| DATE | DAY | OPPONENT | LOCATION | TIME (CT) | TV |
|--------|----------|-----------------------------------|---------------------|-----------|-------------------|
| O29 | MON | Campbellsville (Ky.) (Exh.) | E.A. Diddle Arena | 7:00 PM | TBD |
| N3 | SAT | Kentucky Wesleyan (Exh.) | E.A. Diddle Arena | 7:00 PM | TBD |
| N10 | SAT | at Southern Miss | Hattiesburg, Miss. | TBD | TBD |
| N13 | TUES | Austin Peay (1) | E.A. Diddle Arena | 7:00 PM | TBD |
| N17 | SAT | Western Carolina (1) (2) | E.A. Diddle Arena | 7:30 PM | TBD |
| N20 | TUES | vs. Iowa (3) | Cancun, Mexico | 8:30 PM | CBS Sports Net. |
| N21 | WED | vs. DePaul/Wichita State (3) | Cancun, Mexico | TBD | CBS Sports Net. |
| N24 | SAT | Brescia (Ky.) | E.A. Diddle Arena | 7:30 PM | TBD |
| N29 | THUR | at ULM* | Monroe, La. | 7:30 PM | TBD |
| D1 | SAT | at Troy* | Troy, Ala. | TBD | TBD |
| D5 | WED | Southern Illinois | E.A. Diddle Arena | 7:00 PM | TBD |
| D8 | SAT | IUPUI | E.A. Diddle Arena | 3:00 PM | TBD |
| D16 | SUN | at Murray State | Murray, Ky. | 2:00 PM | TBD |
| D18 | TUES | at VCU | Richmond, Va. | 8:00 PM | TBD |
| D22 | SAT | vs. Louisville | Nashville, Tenn.^ | 7:30 PM | ESPNU |
| D27 | THUR | FIU* | E.A. Diddle Arena | 7:00 PM | TBD |
| D29 | SAT | North Texas* | E.A. Diddle Arena | 7:00 PM | TBD |
| J3 | THUR | at UALR* | Little Rock, Ark. | TBD | TBD |
| J5 | SAT | at Arkansas State* | Jonesboro, Ark. | 7:05 PM | TBD |
| J12 | SAT | Florida Atlantic* | E.A. Diddle Arena | 7:00 PM | TBD |
| J17 | THUR | Louisiana-Lafayette* | E.A. Diddle Arena | 7:00 PM | TBD |
| J19 | SAT | UALR* | E.A. Diddle Arena | 5:00 PM | TBD |
| J24 | THUR | at South Alabama* | Mobile, Ala. | TBD | TBD |
| J26 | SAT | at Middle Tennessee* | Murfreesboro, Tenn. | 5:00 PM | TBD |
| J31 | THUR | Troy* | E.A. Diddle Arena | 7:00 PM | TBD |
| F7 | THUR | at North Texas* | Denton, Texas | TBD | TBD |
| F9 | SAT | Arkansas State* | E.A. Diddle Arena | 7:00 PM | TBD |
| F14 | THUR | at Florida Atlantic* | Boca Raton, Fla. | 6:00 PM | TBD |
| F16 | SAT | at FIU* | Miami, Fla. | TBD | TBD |
| F21 | THUR | ULM* | E.A. Diddle Arena | 7:00 PM | TBD |
| F23 | SAT | at Louisiana-Lafayette* | Lafayette, La. | 7:15 PM | TBD |
| F28 | THUR | South Alabama* | E.A. Diddle Arena | 7:00 PM | TBD |
| M2 | SAT | Middle Tennessee* | E.A. Diddle Arena | 7:00 PM | TBD |
| M8-11 | FRI-MON | at Sun Belt Conference Tournament | Hot Springs, Ark. | TBD | TBD |
| M19-20 | TUES-WED | at NCAA Tournament First Four | Dayton, Ohio | TBD | truTV |
| M21-24 | THUR-SUN | at NCAA Tournament 2nd/3rd Rounds | TBD | TBD | truTV/TBS/TNT/CBS |
| M28-31 | THUR-SUN | at NCAA Regionals | TBD | TBD | truTV/TBS/TNT/CBS |
| A6-8 | SAT-MON | at NCAA Final Four | Atlanta, Ga. | TBD | CBS |

• All times (CT) and subject to change • All TV info subject to change • Home games in **bold**

(*) Sun Belt Conference game

(^) at Bridgestone Arena

(1) 2012 Cancun Challenge (Campus Sites)

(2) 30th Annual BB&T Classic

(3) 2012 Cancun Challenge (Teams in Riviera Division: DePaul, Iowa, WKU, Wichita State)

| NO. | NAME | POS. | HT. | WT. | YR. | EXP. | HOMETOWN (LAST SCHOOL) |
|-----|-----------------|------|------|-----|-------|------|--|
| 0 | Kene Anyigbo | F | 6-5 | 250 | Jr. | 2L | Bellaire, Texas (Bellaire HS) |
| 1 | Kevin Kaspar | G | 6-0 | 175 | So. | 1L | Istanbul, Turkey (Findlay Prep) |
| 2 | Eddie Alcantara | F | 6-5 | 205 | Fr. | HS | Chicago, Ill. (Hales Franciscan HS) |
| 10 | Caden Dickerson | G | 6-5 | 195 | R-Jr. | 2L | Argyle, Texas (Argyle HS) |
| 11 | Spence Sheldon | G | 5-11 | 165 | So. | 1L | Bowling Green, Ky. (IMG Academy) |
| 12 | Brandon Harris | G | 6-1 | 170 | Jr. | JC | Oklahoma City, Okla. (Otero JC) |
| 13 | Percy Blade | G | 6-4 | 200 | Fr. | HS | Louisville, Ky. (Eastern HS) |
| 14 | Jamal Crook | G | 6-3 | 175 | Sr. | 3L | Louisville, Ky. (Bridgton Academy) |
| 15 | O'Karo Akamune | F | 6-7 | 210 | Jr. | 1L | Miami, Fla. (Eastern Oklahoma State JC) |
| 20 | Aleksejs Rostov | C | 6-10 | 225 | Fr. | HS | Riga, Latvia (Canarias Basketball Academy) |
| 21 | Nigel Snipes | F | 6-6 | 210 | So. | 1L | Marietta, Ga. (Wheeler HS) |
| 22 | Teeng Akol | F/C | 6-11 | 220 | R-Sr. | 2L | Wian, South Sudan (Oklahoma State Univ.) |
| 24 | Stephon Drane | F | 6-7 | 225 | R-So. | 1L | Raleigh, N.C. (Garner HS) |
| 44 | George Fant | F | 6-6 | 240 | So. | 1L | Bowling Green, Ky. (Warren Central HS) |
| 52 | T.J. Price | G | 6-4 | 208 | So. | 1L | Slidell, La. (Salmen HS) |

| NO. | NAME | POS. | HT. | WT. | YR. | EXP. | HOMETOWN (LAST SCHOOL) |
|-----|-----------------|------|------|-----|-------|------|--|
| 15 | O'Karo Akamune | F | 6-7 | 210 | Jr. | 1L | Miami, Fla. (Eastern Oklahoma State JC) |
| 22 | Teeng Akol | F/C | 6-11 | 220 | R-Sr. | 2L | Wian, South Sudan (Oklahoma State Univ.) |
| 2 | Eddie Alcantara | F | 6-5 | 205 | Fr. | HS | Chicago, Ill. (Hales Franciscan HS) |
| 0 | Kene Anyigbo | F | 6-5 | 250 | Jr. | 2L | Bellaire, Texas (Bellaire HS) |
| 13 | Percy Blade | G | 6-4 | 200 | Fr. | HS | Louisville, Ky. (Eastern HS) |
| 14 | Jamal Crook | G | 6-3 | 175 | Sr. | 3L | Louisville, Ky. (Bridgton Academy) |
| 10 | Caden Dickerson | G | 6-5 | 195 | R-Jr. | 2L | Argyle, Texas (Argyle HS) |
| 24 | Stephon Drane | F | 6-7 | 225 | R-So. | 1L | Raleigh, N.C. (Garner HS) |
| 44 | George Fant | F | 6-6 | 240 | So. | 1L | Bowling Green, Ky. (Warren Central HS) |
| 12 | Brandon Harris | G | 6-1 | 170 | Jr. | JC | Oklahoma City, Okla. (Otero JC) |
| 1 | Kevin Kaspar | G | 6-0 | 175 | So. | 1L | Istanbul, Turkey (Findlay Prep) |
| 52 | T.J. Price | G | 6-4 | 208 | So. | 1L | Slidell, La. (Salmen HS) |
| 20 | Aleksejs Rostov | C | 6-10 | 225 | Fr. | HS | Riga, Latvia (Canarias Basketball Academy) |
| 11 | Spence Sheldon | G | 5-11 | 165 | So. | 1L | Bowling Green, Ky. (IMG Academy) |
| 21 | Nigel Snipes | F | 6-6 | 210 | So. | 1L | Marietta, Ga. (Wheeler HS) |

| POSITION | NAME (ALMA MATER, YEAR) | YEAR IN ROLE |
|-----------------------------------|--|--------------|
| Head Coach | Ray Harper (Kentucky Wesleyan, 1985) | 2nd Season |
| Assistant Coach | Lawrence Brenneman (Geneva, 1985) | 5th Season |
| Assistant Coach | David Boyden (WKU, 2003) | 3rd Season |
| Assistant Coach | Phil Cunningham (Campbellsville [Ky.], 1990) | 1st Season |
| Director of Basketball Operations | Jake Morton (Miami [Fla.], 1993) | 1st Season |
| Graduate Assistant | Mike Pollio (Georgetown [Ky.] College, 2010) | 1st Season |
| Video Coordinator | Chase Richardson (WKU, 2011) | 1st Season |
| Athletic Trainer | Mike Gaddie (Murray State, 1992) | 13th Season |
| Strength and Conditioning Coach | Brandon Kuhn (Angelo State, 2006) | 2nd Season |

PRONUNCIATION GUIDE


| | |
|---------------------------------------|--------------------------------------|
| O'Karo Akamune uh-KAH-muh-nay | Stephon Dranesteh-FAHN |
| Teeng Akol..... TING uh-KOHL | Kevin Kaspar KASS-parr |
| Eddie Alcantara al-can-TAR-uh | Aleksejs Rostov....."Alex" ROW-stove |
| Kene Anyigbo KEN-nee uh-KNEE-bo | |




#0 KENE ANYIGBO
JR. • F • 6-5 • 250



#1 KEVIN KASPAR
SO. • G • 6-0 • 175



#2 EDDIE ALCANTARA
FR. • F • 6-5 • 205



#10 CADEN DICKERSON
R-JR. • G • 6-5 • 195



#11 SPENCE SHELDON
SO. • G • 5-11 • 165




#12 BRANDON HARRIS
JR. • G • 6-1 • 170



#13 PERCY BLADE
FR. • G • 6-4 • 200



#14 JAMAL CROOK
SR. • G • 6-3 • 175




#15 O'KARO AKAMUNE
JR. • F • 6-7 • 210



#20 ALEKSEJS ROSTOV
FR. • C • 6-10 • 225



#21 NIGEL SNIPES
SO. • F • 6-6 • 210



#22 TEENG AKOL
R-SR. • F/C • 6-11 • 220



#24 STEPHON DRANE
R-SO. • F • 6-7 • 225



#44 GEORGE FANT
SO. • F • 6-6 • 240



#52 T.J. PRICE
SO. • G • 6-4 • 208



HEAD COACH
RAY HARPER



ASSISTANT COACH
LAWRENCE BRENNEMAN



ASSISTANT COACH
DAVID BOYDEN



ASSISTANT COACH
PHIL CUNNINGHAM




DIRECTOR OF OPS.
JAKE MORTON



GRADUATE ASSISTANT
MIKE POLLIO



VIDEO COORDINATOR
CHASE RICHARDSON



STRENGTH COACH
BRANDON KUHN



ATHLETIC TRAINER
MIKE GADDIE



2012-13 HILLTOPPER PLAYERS

| | |
|---|--------------|
| Returning Players..... | 10-26 |
| Teeng Akol | 10-11 |
| Jamal Crook..... | 12-13 |
| Caden Dickerson | 14-15 |
| O'Karo Akamune..... | 16-17 |
| Kene Anyigbo..... | 18-19 |
| Stephon Drane..... | 20-21 |
| George Fant..... | 22 |
| Kevin Kaspar..... | 23 |
| T.J. Price | 24 |
| Spence Sheldon..... | 25 |
| Nigel Snipes..... | 26 |
| Newcomers | 27-28 |
| Brandon Harris..... | 27 |
| Eddie Alcantara..... | 27 |
| Percy Blade..... | 27 |
| Aleksejs Rostov..... | 28 |
| Career Stats versus 2012-13 Opponents..... | 28-30 |





#22 TEENG AKOL

REDSHIRT-SENIOR • F/C • 6-11 • 220
 WIAN, SOUTH SUDAN (OKLAHOMA STATE UNIVERSITY)

AKOL'S CAREER HIGHS

| | |
|--|----|
| Points: | 23 |
| vs. North Texas, 03/06/12 | |
| Rebounds: | 8 |
| vs. 2 opp. (last vs. MVSU, 03/13/12) | |
| Field Goals: | 9 |
| vs. North Texas, 03/06/12 | |
| Field Goal Attempts: | 11 |
| vs. North Texas, 03/06/12 | |
| 3-Point Field Goals: | 2 |
| vs. Middle Tennessee, 02/25/12 | |
| 3-Point Field Goal Attempts: | 4 |
| vs. Middle Tennessee, 02/25/12 | |
| Free Throws: | 6 |
| vs. 2 opp. (last vs. Ark. St., 02/23/12) | |
| Free Throw Attempts: | 7 |
| vs. Arkansas State, 02/23/12 | |
| Assists: | 1 |
| vs. 12 opp. (last vs. #1 Kentucky, 03/15/12) | |
| Blocked Shots: | 7 |
| vs. VCU, 11/20/11 | |
| Steals: | 2 |
| at FIU, 01/28/12 | |
| Minutes Played: | 33 |
| vs. North Texas, 03/06/12 | |

MISCELLANEOUS STATS

| | |
|-------------------------------------|----|
| Games Led WKU in Scoring: | |
| 2011-12: | 2 |
| Career: | 2 |
| 10+ Scoring Games: | |
| 2011-12: | 7 |
| Career: | 8 |
| 20+ Scoring Games: | |
| 2011-12: | 1 |
| Career: | 1 |
| Double-Doubles: | |
| 2011-12: | 0 |
| Career: | 0 |
| Games Led WKU in Rebounding: | |
| 2011-12: | 1 |
| Career: | 1 |
| 10+ Rebounding Games: | |
| 2011-12: | 0 |
| Career: | 0 |
| Games Led WKU in Assists: | |
| 2011-12: | 0 |
| Career: | 0 |
| Games Led WKU in Blocks: | |
| 2011-12: | 16 |
| Career: | 21 |
| Games Led WKU in Steals: | |
| 2011-12: | 1 |
| Career: | 1 |

REDSHIRT-JUNIOR (2011-12): Emerged as a valuable post presence in 2011-12... Played 32 games and made 19 starts, including each of the last 13 games of the season... Averaged 6.3 points and 3.4 rebounds per game while leading the team with 45 blocks... Rebound total was good for third on the team... Led WKU in blocked shots in 15 games... Made season debut against LSU on November 18 and had five rebounds and a blocked shot... Played 22 minutes against VCU on November 18, leading WKU with seven blocked shots and scoring seven points... Went 5-for-7 from the field and 6-for-6 from the free throw line en route to 17 points and seven rebounds against Southeastern Louisiana on November 26... Made first-career start on December 1 against Murray State, scoring eight points on 4-of-9 shooting and blocking three shots... Had eight rebounds and scored nine points against Bowling Green State on December 4... Hit multiple field goals for the fourth-straight game at Southern Illinois on December 7, scoring eight points in 25 minutes of action... Had 13 points in 27 minutes of action against South Alabama on February 4, adding four blocked shots and five rebounds... Made two clutch baskets to help beat Florida Atlantic on February 16 and finished with 10 points and four rebounds... Made all four shots and poured in 14 points with three rebounds and two blocks against Arkansas State on February 23... Knocked down five of eight shots against Middle Tennessee on February 25 and finished with 12 points and three rebounds in the game... Had nine points, eight rebounds and three blocks against FIU in the Sun Belt Conference Tournament on March 3... Set a career-high with 23 points on 9-of-11 shots from the field in the Sun Belt Conference Tournament Championship win over North Texas and played a career-high 33 minutes... Scored nine points and pulled down eight rebounds while blocking five shots against Mississippi Valley State in the first round of the NCAA Tournament.

REDSHIRT-SOPHOMORE (2010-11): Became eligible midway through the season after transferring from Oklahoma State and sitting out the first semester of the 2010-11 academic year... Saw action in 19 games and contributed 7.8 minutes per outing... Averaged 2.5 points and 1.8 rebounds per game... Shot 42.9 percent (18-for-42) from the field... Became a defensive force with shot-blocking prowess, averaging nearly one block per game... Led WKU in blocks in five games... Played eight minutes at Murray State on December 8 in his first action for the Hilltoppers... Was 2-for-3 from the field against 25th-ranked Louisville on December 22... Swatted two ULM shots on February 5, which led the team in that game, and also scored four points and grabbed three rebounds... Played a then-career-high 13 minutes against Middle Tennessee on February 10 and swatted four shots... Scored nine points and grabbed six rebounds in 16 minutes of action against North Texas on February 12. Had a career-high 11 points and career-best seven rebounds at UALR on February 17.

SOPHOMORE (2009-10): Enrolled at WKU at the end of the first semester, becoming eligible to play in the second semester of the 2010-11 academic year.

OKLAHOMA STATE: Played in five games as a freshman in 2008-09, averaging just under four minutes per appearance... Scored two points and grabbed two rebounds in collegiate debut against Mercer... Chose Oklahoma State after originally enrolling at South Florida... Decided on South Florida over West Virginia, Indiana and Kentucky.

HIGH SCHOOL: Played for Dan Barto at IMG Academy in Bradenton, Fla., as a senior in 2007-08... Attended Our Savior American in Centereach, N.Y., and the African Hope Learning Center in Cairo, Egypt, prior to enrolling at IMG Academy... Averaged 21 points, 15 rebounds and seven blocked shots as a senior at IMG Academy... Was rated the 42nd-best center in the country by ESPN.com and the 60th-best power forward by Scout.com.

MISCELLANEOUS: Majoring in recreation... Has three brothers and one sister who all live in Egypt.

HILLTOPPERS TO WEAR NUMBER 22:

- B.J. Frazier (2008-09)
- Benson Callier (2006-07)
- Patrick Sparks (2002-03)
- Monty Latimer (1998)
- Nashon McPherson (1997)
- Andre Lewis (1994-95)
- Patrick Butts (1991-93)
- Derfra Holt (1989)
- David Garmon (1987)
- Brian Fish (1985-86)
- Jon Lawson (1984)
- Bryan Teater (1981-82)
- Greg Burbach (1977-80)
- Rob Dunbar (1976)
- Gary Elliott (1974-75)
- Chuck Witt (1971-73)
- Walker Banks (1968-70)
- Clem Haskins (1965-67)
- Bob Cole (1959-61)

AKOL'S 2011-12 STATISTICS

| OPPONENT | FG-A | 3FG-A | FT-A | R | PF | TP | A | TO | B | S | MIN. |
|--------------------------|------|-------|------|---|----|----|---|----|---|---|------|
| Saint Joseph's..... | | | | | | | | | | | DNP |
| Tennessee St..... | | | | | | | | | | | DNP |
| vs. Tulsa..... | | | | | | | | | | | DNP |
| vs. LSU..... | 1-6 | 0-1 | 1-4 | 5 | 3 | 3 | 0 | 3 | 1 | 0 | 12 |
| vs. VCU..... | 2-3 | 0-0 | 3-5 | 2 | 4 | 7 | 1 | 0 | 7 | 0 | 22 |
| VCU..... | 1-3 | 0-0 | 0-1 | 3 | 2 | 3 | 0 | 2 | 1 | 0 | 17 |
| SE Louisiana..... | 5-7 | 1-1 | 6-6 | 7 | 4 | 17 | 0 | 1 | 1 | 0 | 16 |
| Murray State..... | 4-9 | 0-1 | 0-0 | 3 | 4 | 8 | 1 | 2 | 3 | 0 | 22 |
| BG State..... | 2-6 | 1-2 | 4-4 | 8 | 3 | 9 | 0 | 4 | 0 | 0 | 22 |
| at Southern Ill..... | 3-7 | 0-1 | 2-5 | 2 | 3 | 8 | 1 | 1 | 0 | 0 | 25 |
| at IUPUI..... | 1-6 | 0-2 | 0-0 | 5 | 1 | 2 | 0 | 0 | 1 | 0 | 16 |
| Furman..... | 0-2 | 0-0 | 0-0 | 1 | 2 | 0 | 0 | 1 | 1 | 0 | 8 |
| at #4 Louisville..... | 1-3 | 0-0 | 1-2 | 1 | 0 | 3 | 0 | 2 | 2 | 1 | 15 |
| at ULM..... | 3-4 | 0-0 | 1-1 | 1 | 1 | 7 | 0 | 0 | 1 | 0 | 15 |
| FIU..... | 1-1 | 0-0 | 0-0 | 2 | 3 | 2 | 0 | 2 | 0 | 0 | 8 |
| La.-Lafayette..... | 0-3 | 0-0 | 0-0 | 2 | 2 | 0 | 0 | 1 | 0 | 0 | 9 |
| Troy..... | 3-4 | 0-0 | 0-0 | 5 | 2 | 6 | 1 | 0 | 0 | 0 | 17 |
| at North Texas..... | 1-5 | 0-1 | 0-0 | 3 | 3 | 2 | 0 | 0 | 1 | 0 | 15 |
| at Denver..... | 1-3 | 0-0 | 3-4 | 1 | 1 | 5 | 0 | 1 | 1 | 0 | 9 |
| UALR..... | 0-0 | 0-0 | 0-0 | 2 | 2 | 0 | 0 | 0 | 0 | 0 | 11 |
| at Florida Atlantic..... | 1-1 | 0-0 | 0-0 | 2 | 1 | 2 | 0 | 1 | 0 | 0 | 8 |
| at FIU..... | 1-5 | 0-0 | 0-0 | 3 | 1 | 2 | 0 | 1 | 1 | 2 | 12 |
| South Alabama..... | 6-9 | 1-1 | 0-0 | 5 | 1 | 13 | 1 | 2 | 4 | 1 | 27 |
| at Middle Tenn..... | 2-6 | 0-1 | 0-0 | 3 | 4 | 4 | 0 | 2 | 1 | 0 | 13 |
| at Troy..... | 1-3 | 0-0 | 0-1 | 1 | 2 | 2 | 0 | 0 | 0 | 0 | 6 |
| Florida Atlantic..... | 5-7 | 0-1 | 0-2 | 4 | 3 | 10 | 0 | 0 | 1 | 0 | 24 |
| at South Alabama..... | 5-8 | 0-0 | 1-2 | 3 | 3 | 11 | 0 | 0 | 1 | 0 | 24 |
| Arkansas State..... | 4-4 | 0-0 | 6-7 | 3 | 5 | 14 | 1 | 0 | 2 | 0 | 19 |
| Middle Tennessee..... | 5-8 | 2-4 | 0-0 | 3 | 2 | 12 | 0 | 1 | 1 | 1 | 22 |
| vs. FIU..... | 3-10 | 0-1 | 3-5 | 8 | 3 | 9 | 2 | 0 | 3 | 0 | 22 |
| vs. UALR..... | 2-9 | 0-0 | 0-0 | 4 | 3 | 4 | 1 | 0 | 1 | 0 | 17 |
| vs. Denver..... | 0-2 | 0-0 | 3-4 | 2 | 2 | 3 | 0 | 1 | 0 | 0 | 11 |
| vs. North Texas..... | 9-11 | 0-1 | 5-6 | 5 | 1 | 23 | 1 | 1 | 4 | 0 | 33 |
| vs. Miss. Valley St..... | 3-9 | 0-1 | 3-4 | 8 | 0 | 9 | 0 | 4 | 5 | 0 | 28 |
| vs. #1 Kentucky..... | 1-7 | 0-1 | 0-0 | 3 | 1 | 2 | 1 | 1 | 1 | 0 | 22 |

AKOL'S 2010-11 STATISTICS

| OPPONENT | FG-A | 3FG-A | FT-A | R | PF | TP | A | TO | B | S | MIN. |
|--------------------------|------|-------|------|---|----|----|---|----|---|---|------|
| at Saint Joseph's..... | | | | | | | | | | | DNP |
| Alabama A&M..... | | | | | | | | | | | DNP |
| vs. Minnesota..... | | | | | | | | | | | DNP |
| vs. Hofstra..... | | | | | | | | | | | DNP |
| vs. Davidson..... | | | | | | | | | | | DNP |
| South Carolina..... | | | | | | | | | | | DNP |
| at Vanderbilt..... | | | | | | | | | | | DNP |
| at Memphis..... | | | | | | | | | | | DNP |
| at BG State..... | | | | | | | | | | | DNP |
| Southern Illinois..... | | | | | | | | | | | DNP |
| at Murray State..... | 0-1 | 0-0 | 1-2 | 0 | 1 | 1 | 0 | 2 | 1 | 0 | 8 |
| Louisville..... | 2-3 | 0-0 | 0-0 | 1 | 2 | 4 | 0 | 0 | 0 | 0 | 4 |
| at Arkansas State..... | 0-0 | 0-0 | 0-0 | 0 | 1 | 0 | 0 | 1 | 0 | 0 | 3 |
| Denver..... | | | | | | | | | | | DNP |
| at Troy..... | 0-1 | 0-0 | 0-0 | 0 | 0 | 0 | 0 | 0 | 0 | 0 | 2 |
| Florida Atlantic..... | | | | | | | | | | | DNP |
| at South Alabama..... | 0-0 | 0-0 | 0-0 | 0 | 0 | 0 | 0 | 0 | 0 | 0 | 2 |
| Troy..... | 1-3 | 0-0 | 0-0 | 1 | 0 | 2 | 0 | 0 | 0 | 0 | 7 |
| at FIU..... | 0-0 | 0-0 | 0-0 | 0 | 0 | 0 | 1 | 0 | 0 | 0 | 2 |
| at Florida Atlantic..... | | | | | | | | | | | DNP |
| South Alabama..... | 0-1 | 0-0 | 0-0 | 0 | 0 | 0 | 0 | 0 | 0 | 0 | 1 |
| ULM..... | 2-3 | 0-0 | 0-0 | 3 | 3 | 4 | 0 | 0 | 2 | 0 | 8 |
| Middle Tennessee..... | 1-3 | 0-0 | 0-0 | 2 | 0 | 2 | 0 | 1 | 4 | 0 | 13 |
| North Texas..... | 3-6 | 0-0 | 3-6 | 6 | 2 | 9 | 1 | 2 | 2 | 0 | 16 |
| Florida Gulf Coast..... | 0-2 | 0-0 | 4-4 | 4 | 2 | 4 | 0 | 1 | 1 | 0 | 14 |
| at UALR..... | 5-9 | 1-1 | 0-0 | 7 | 2 | 11 | 1 | 1 | 2 | 0 | 17 |
| at La.-Lafayette..... | 1-2 | 0-0 | 0-0 | 2 | 2 | 2 | 0 | 1 | 0 | 0 | 11 |
| FIU..... | 0-2 | 0-0 | 0-0 | 2 | 1 | 0 | 0 | 1 | 2 | 0 | 13 |
| at Middle Tenn..... | 1-2 | 0-0 | 1-2 | 3 | 4 | 3 | 1 | 2 | 1 | 0 | 14 |
| vs. ULM..... | 0-1 | 0-0 | 0-0 | 2 | 2 | 0 | 0 | 1 | 0 | 0 | 6 |
| vs. La.-Lafayette..... | 0-0 | 0-0 | 2-2 | 0 | 2 | 2 | 0 | 1 | 1 | 0 | 3 |
| vs. North Texas..... | 2-3 | 0-0 | 0-0 | 1 | 0 | 4 | 0 | 0 | 0 | 0 | 4 |

2012-13 HILLTOPPERS

AKOL'S CAREER STATISTICS

| SEASON | GP-GS | MIN/AVG | TOTAL | | 3-POINT | | F-THROWS | | REBOUNDS | | | | PF | DQ | AST | TO | BLK | STL | SCORING | |
|--------------|--------------|-----------------|---------------|-------------|-------------|-------------|--------------|-------------|-----------|-----------|------------|------------|-----------|----------|-----------|-----------|-----------|----------|------------|------------|
| | | | FG-FGA | PCT | FG-FGA | PCT | FT-FTA | PCT | OFF | DEF | TOT | AVG | | | | | | | PTS | AVG |
| 2010-11 | 19-0 | 148/7.8 | 18-42 | .429 | 1-11 | .000 | 11-16 | .688 | 14 | 20 | 34 | 1.8 | 24 | 0 | 4 | 14 | 16 | 0 | 48 | 2.5 |
| 2011-12 | 32-19 | 547/17.1 | 77-171 | .450 | 5-20 | .250 | 42-63 | .667 | 36 | 74 | 110 | 3.4 | 73 | 1 | 11 | 34 | 45 | 5 | 201 | 6.3 |
| TOTAL | 51-19 | 695/13.6 | 95-213 | .446 | 6-21 | .286 | 53-79 | .671 | 50 | 94 | 144 | 2.8 | 97 | 1 | 15 | 48 | 61 | 5 | 249 | 4.9 |

AKOL'S CAREER SUN BELT CONFERENCE STATISTICS

| SEASON | GP-GS | MIN/AVG | TOTAL | | 3-POINT | | F-THROWS | | REBOUNDS | | | | PF | DQ | AST | TO | BLK | STL | SCORING | |
|--------------|-------------|-----------------|---------------|-------------|------------|-------------|--------------|-------------|-----------|-----------|-----------|------------|-----------|----------|----------|-----------|-----------|----------|------------|------------|
| | | | FG-FGA | PCT | FG-FGA | PCT | FT-FTA | PCT | OFF | DEF | TOT | AVG | | | | | | | PTS | AVG |
| 2010-11 | 13-0 | 109/8.4 | 14-32 | .438 | 1-11 | .000 | 4-8 | .500 | 11 | 15 | 26 | 2.0 | 15 | 0 | 4 | 9 | 13 | 0 | 33 | 2.5 |
| 2011-12 | 16-9 | 239/14.9 | 39-71 | .549 | 3-8 | .375 | 11-17 | .647 | 13 | 30 | 43 | 2.7 | 36 | 1 | 3 | 11 | 14 | 4 | 92 | 5.8 |
| TOTAL | 29-9 | 348/12.0 | 53-103 | .515 | 4-9 | .444 | 15-25 | .600 | 24 | 45 | 69 | 2.4 | 51 | 1 | 7 | 20 | 27 | 4 | 125 | 4.3 |



#14 JAMAL CROOK

SENIOR • G • 6-3 • 175
LOUISVILLE, KY. (BRIDGTON ACADEMY)

CROOK'S CAREER HIGHS

| | |
|---|----|
| Points: | 24 |
| vs. South Alabama, 02/04/12 | |
| Rebounds: | 8 |
| vs. Troy, 01/22/11 | |
| Field Goals: | 9 |
| vs. 2 opp. (last vs. USA, 02/04/12) | |
| Field Goal Attempts: | 17 |
| vs. Louisiana-Lafayette, 01/05/12 | |
| 3-Point Field Goals: | 1 |
| vs. 7 opp. (last vs. FIU, 03/03/12) | |
| 3-Point Field Goal Attempts: | 5 |
| at Troy, 02/11/12 | |
| Free Throws: | 6 |
| at FIU, 01/27/11 | |
| Free Throw Attempts: | 8 |
| at FIU, 01/27/11 | |
| Assists: | 10 |
| vs. FIU, 02/24/11 | |
| Blocked Shots: | 2 |
| at Troy, 02/11/12 | |
| Steals: | 5 |
| at #4 Louisville, 12/23/11 | |
| Minutes Played: | 39 |
| vs. Louisiana-Lafayette, 01/05/12 | |

MISCELLANEOUS STATS

| | |
|-------------------------------------|----|
| Games Led WKU in Scoring: | |
| 2011-12:..... | 6 |
| Career:..... | 6 |
| 10+ Scoring Games: | |
| 2011-12:..... | 14 |
| Career:..... | 14 |
| 20+ Scoring Games: | |
| 2011-12:..... | 2 |
| Career:..... | 2 |
| Double-Doubles: | |
| 2011-12:..... | 0 |
| Career:..... | 0 |
| Games Led WKU in Rebounding: | |
| 2011-12:..... | 0 |
| Career:..... | 0 |
| 10+ Rebounding Games: | |
| 2011-12:..... | 0 |
| Career:..... | 0 |
| Games Led WKU in Assists: | |
| 2011-12:..... | 19 |
| Career:..... | 39 |
| Games Led WKU in Blocks: | |
| 2011-12:..... | 2 |
| Career:..... | 3 |
| Games Led WKU in Steals: | |
| 2011-12:..... | 10 |
| Career:..... | 24 |

JUNIOR (2011-12): Had breakout season offensively as a junior in 2011-12, nearly tripling his career scoring average by contributing 8.5 points per contest in 35 games played... Scored at a 41.6 percent clip and started the final 24 games of the season... Led WKU in assists in a game 18 times and had 10 games of double-digit scoring... Had 13 points, including a pivotal first-career three-pointer, in a November 14 win against Tennessee State... Torched the nets for 20 points, including 10 alone in a key three-minute stretch in the second half, on 9-of-13 shooting against Murray State on December 1... Scored 12 points and dished out four assists with no turnovers at Southern Illinois on December 7... Shot 5-for-8 from the field for 11 points at IUPUI on December 10 in just 16 minutes... Eleven points against Furman on December 17 were second-most on the team... Became the first Hilltopper in almost two years to have five steals when he forced five turnovers at 4th-ranked Louisville on December 23... Had 18 points, six rebounds and three assists against Louisiana-Lafayette on January 5 while playing a career-high 39 minutes... Dished out six assists at North Texas on January 12... Was outstanding in a win over UALR on January 21, scoring 13 points on 6-of-7 shooting and adding five rebounds, four assists and two steals... Had seven assists at Florida Atlantic on January 26 to go along with eight points and four rebounds... Led WKU with 12 points and had seven assists for the second-straight game at FIU on January 28... Scored a career-high 24 points on 9-of-10 shooting against South Alabama on February 4 and dished out six assists... Had a Hilltopper season-high eight assists on February 25 against Middle Tennessee... Scored nine points and had seven rebounds in a win over Mississippi Valley State in the first round of the NCAA Tournament.

SOPHOMORE (2010-11): Contributed significantly at the point guard position in 2010-11 and finished the season ranked third in the Sun Belt Conference in assist-to-turnover ratio (2.0:1) and fifth in assists per game (3.6)... Played 31 games in sophomore season and made 17 starts, averaging 20.3 minutes per contest... Grabbed 2.2 rebounds per game to go along with scoring average of 3.6 points per game... Led WKU in assists in a game 16 times... Started final 12 games of the season... Had a career-high 10 assists on February 24 against FIU, marking the first time since January 1, 2009 that a Hilltopper had at least 10 assists in a game... Led WKU with six assists against Minnesota on November 18 in the Honda Puerto Rico Tip-Off, compared with no turnovers, in 16 minutes... Played 20 solid minutes in a start at Arkansas State on January 1, contributing eight points and five assists with only one turnover... Filled the stat sheet after coming off the bench at South Alabama on January 20, scoring six points, going 4-of-4 from the free throw line, dishing out a team-high six assists and grabbing three rebounds in the game... Set career highs with nine assists and eight rebounds and also had eight points against Troy on January 22... Had eight points and four assists in 25 minutes off the bench at Florida Atlantic on

January 29... Dished out nine assists and did not commit a turnover in 25 minutes against North Texas on February 12... Had nine assists for the second-straight game and third time in 2010-11 against Florida Gulf Coast on February 14... Had the game-winning put-back with 0:00.7 seconds left at UALR, sending WKU to a 61-59 win... Played a career-high 34 minutes at Louisiana-Lafayette on February 19.


FRESHMAN (2009-10): Played in 32 games as a freshman in 2009-10 and made 18 starts... Dished out 51 assists and added 2.2 points per game... Grabbed one rebound in six minutes in collegiate debut on November 16 against Wisconsin-Milwaukee... Scored first collegiate points against Evansville on December 8... Breakout game came against Murray State on December 22 in first career start, scoring eight points in 26 minutes and adding five assists and one block... Tied then-career high with eight points against Mississippi State on January 4... Recorded first career double-digit scoring game with 11 points against New Orleans on January 30... Dished out a career-high seven assists on February 18 in a senior night win over South Alabama.

HIGH SCHOOL: Rated as a multi-star performer at Bridgton Academy by Scout.com... Played one season for the Maine prep school... Prior to attending Bridgton Academy, played senior year of high school at Durango High in Las Vegas, Nev... Most of high school career took place at Ballard High School in Louisville... As a member of the varsity squad, compiled an impressive 57-13 record as a sophomore and junior... Averaged 6.1 points, 2.2 rebounds, and 1.5 assists over his two seasons, shooting 50.0 percent from the field in 14.0 minutes per game... Scored a career-high 16 points against Louisville Manual and had six points, 10 assists and five steals versus Seneca High School... Likely to have earned 7th Region Player of the Year and all-state honors had he played his senior year in Kentucky... As a junior, helped Ballard to a pair of prestigious in-season tournaments in the King of the Bluegrass and Louisville Invitational, as well as winning the 7th Region Tournament and finishing as Kentucky State Runner-Up.

MISCELLANEOUS: Majoring in recreation... Five former teammates from Ballard High School recently played college basketball: Twany Beckham at Mississippi State, Johonne Hamilton at Georgetown College (Ky.), Chris Gowers at Centre College (Ky.), Corey Kottak at Transylvania (Ky.), and Wesley Cox at Iowa Western Junior College.

HILLTOPPERS TO WEAR NUMBER 14:

- Adam Howard (2005-08)
- Michael Fraliex (1993-96)
- Jim Dunn (1961-63)
- Roger Davis (1959)
- Jim Mitchell (1958)



#10 CADEN DICKERSON

REDSHIRT-JUNIOR • G • 6-5 • 195
ARGYLE, TEXAS (ARGYLE HS)

DICKERSON'S CAREER HIGHS

| | |
|---|----|
| Points: | 16 |
| vs. Florida Gulf Coast, 02/14/11 | |
| Rebounds: | 6 |
| vs. ULM, 03/05/11 | |
| Field Goals: | 5 |
| vs. 3 opp. (last vs. S. Alabama, 02/03/11) | |
| Field Goal Attempts: | 12 |
| vs. New Orleans, 01/30/10 | |
| 3-Point Field Goals: | 4 |
| vs. 3 opp. (last at FIU, 02/27/10) | |
| 3-Point Field Goal Attempts: | 10 |
| vs. New Orleans, 01/30/10 | |
| Free Throws: | 5 |
| vs. 2 opp. (last vs. La.-Lafayette, 03/06/11) | |
| Free Throw Attempts: | 5 |
| vs. 2 opp. (last vs. La.-Lafayette, 03/06/11) | |
| Assists: | 4 |
| vs. South Alabama, 02/03/11 | |
| Blocked Shots: | 1 |
| at Florida Atlantic, 01/29/11 | |
| Steals: | 4 |
| at Vanderbilt, 12/01/10 | |
| Minutes Played: | 38 |
| vs. 2 opp. (last vs. Denver, 01/06/11) | |

MISCELLANEOUS STATS

| | |
|-------------------------------------|----|
| Games Led WKU in Scoring: | |
| 2011-12:..... | 0 |
| Career:..... | 0 |
| 10+ Scoring Games: | |
| 2011-12:..... | 0 |
| Career:..... | 13 |
| 20+ Scoring Games: | |
| 2011-12:..... | 0 |
| Career:..... | 0 |
| Double-Doubles: | |
| 2011-12:..... | 0 |
| Career:..... | 0 |
| Games Led WKU in Rebounding: | |
| 2011-12:..... | 0 |
| Career:..... | 0 |
| 10+ Rebounding Games: | |
| 2011-12:..... | 0 |
| Career:..... | 0 |
| Games Led WKU in Assists: | |
| 2011-12:..... | 0 |
| Career:..... | 8 |
| Games Led WKU in Blocks: | |
| 2011-12:..... | 1 |
| Career:..... | 1 |
| Games Led WKU in Steals: | |
| 2011-12:..... | 2 |
| Career:..... | 12 |

JUNIOR (2011-12): Played four games as a junior in 2011-12 before an injured shoulder required season-ending surgery... Was awarded a medical redshirt after the season... Opened the season with 27 minutes of action against Saint Joseph's on November 11 and played 23 minutes against Tennessee State three days later... Made two starts in the 2011 DirecTV Charleston Classic against Tulsa and LSU... Sat out the third game in Charleston against VCU due to injury, ending his streak of having played in each of the first 70 games of his collegiate career.

SOPHOMORE (2010-11): Appeared in all 32 games for the Hilltoppers in 2010-11 and now has seen action in every contest in first two seasons on the Hill... Made 27 starts as a sophomore, third-most on the team, including the final 25 games of the season... Averaged 28.3 minutes per game, ranking fourth among Hilltoppers... Led the team in three-point field goal percentage, connecting from distance at a 38.8 percent clip... Became the first player to lead the team in three-point field goal percentage in back-to-back seasons since Tremain Rowles in 1998-99 and 1999-2000... Also led WKU in free throw percentage after converting nearly 85 percent of his tries from the charity stripe... Proficiency at the free throw line included a streak of 27-straight made free throws that was snapped at UALR on February 27... At the time, it was the third-longest active streak in the nation... Averaged 6.0 points per game to go along with an assist per contest... Had six games of 10 or more points in 2010-11 and led WKU in assists five times and steals four times... Nailed a three-pointer with two defenders in his face that helped WKU mount a 14-point comeback against Hofstra in the Honda Puerto Rico Tip-Off on November 19... Had 12 points and hit three three-pointers at Vanderbilt on December 1 and also added four steals on the defensive end... Played a team-high 31 minutes in a start at 14th-ranked Memphis on December 4 and contributed eight points with a couple of three-pointers... Had nine steals in the span of four games from December 1-11... Tied a career high with 15 points against South Alabama on February 3 and also had a career-high four assists... Had nine points against ULM on February 5, increasing his scoring average over the span of five games to 9.8 per contest... Scored a career-high 16 points, partly thanks to three three-pointers and five free throws, against Florida Gulf Coast on February 14... Hit three three-pointers for the third-straight game at UALR on February 17 and finished with 10 points in 31 minutes.

FRESHMAN (2009-10): Played significant time as a freshman in 2009-10, becoming the first true freshman to lead WKU in three-point field goal percentage since Anthony Winchester in 2002-03... Connected on 42.7 percent of shots from deep... Scored 199 points in 2009-10, the 11th-most by a freshman in a single season in WKU history... Played in all 34 WKU games in 2009-10, making 19 starts... Logged 11 minutes in collegiate debut on November 16 against Wisconsin-Milwaukee... Scored five points to

go with two assists in 14 minutes off the bench at South Carolina on December 2... Made first-career start on December 6 against Tulane... Set numerous then-career bests at Louisville on December 19, scoring eight points and swiping three steals in 24 minutes of play... Logged 37 minutes in the January 7 win at South Alabama, adding eight points... Reached double-figures for the first time on January 21 at Troy with 13 points on 5-of-8 shooting... Had 10 points in a career-high 38 minutes versus North Texas on January 28... Scored 14 points on January 30 versus New Orleans... Scored career-high 15 points against Troy on February 6... Reached double-figures in four-straight games from January 30-February 9... Led WKU in steals six times... Had seven games of at least 10 points in 2009-10.

HIGH SCHOOL: Led Argyle High School in Argyle, Texas to a 30-4 record as a senior and a spot in the regional quarterfinals... Lost at the buzzer to the eventual state champions... Averaged 22 points, six assists and four rebounds per game as a senior... Named first-team all-state as well as first-team all-region, area most valuable player and district MVP... In the regular season, was named the Whataburger Tournament MVP... Selected as a McDonald's All-American nominee... Named an all-star by the Texas Association of Basketball Coaches and earned MVP honors at the Texas High School Coaches Association All-Star Game... As a junior, led the Eagles to a 34-3 record and an appearance in the Texas Class 3A Region 1 semifinals... Averaged 14.5 points, 4.2 assists, and 2.7 steals per game... Connected on 48.0 percent of his three-point attempts while converting 90.0 percent at the charity stripe.

MISCELLANEOUS: Will graduate in December 2012 with a degree in business and will begin working towards a master's degree in business... As a four-year starter in high school, finished with a 94-13 record.

HILLTOPPERS TO WEAR NUMBER 10:

- Anthony Winchester (2003-06)
- Rashon Brown (2000)
- Vince Edwards (1997-99)
- Jeff Rogers (1994-95)
- Mark Bell (1993)
- Anthony Palm (1990-91)
- Paul Brown (1988)
- Keith Lickliter (1986-87)
- Dennis Johnson (1983-85)
- Tony Ray (1982)
- Jerry Britt (1976)
- Calvin Wade (1974-75)
- Dennis Smith (1972-73)
- Gary Sundmacker (1970-71)
- Lowell Tarrant (1969)
- Wayne Chapman (1966-68)
- Harel Carrier (1962-63)
- George Warren (1959-61)
- Ken Cornelius (1958)
- Ronnie Clark (1954-57)
- Richard White (1951-53)
- John Edwards (1949)

DICKERSON'S 2011-12 STATISTICS

Table with columns: OPPONENT, FG-A, 3FG-A, FT-A, R, PF, TP, A, TO, B, S, MIN. Lists games against opponents like Saint Joseph's, Tennessee St., vs. Tulsa, vs. LSU, etc.

DICKERSON'S 2010-11 STATISTICS

Table with columns: OPPONENT, FG-A, 3FG-A, FT-A, R, PF, TP, A, TO, B, S, MIN. Lists games against opponents like at Saint Joseph's, Alabama A&M, vs. Minnesota, vs. Hofstra, etc.

DICKERSON'S 2009-10 STATISTICS

Table with columns: OPPONENT, FG-A, 3FG-A, FT-A, R, PF, TP, A, TO, B, S, MIN. Lists games against opponents like vs. Wisc.-Milw., at LSU, Cal St. Nthrdge, Indiana State, etc.

DICKERSON'S CAREER STATISTICS

Summary table with columns: SEASON, GP-GS, MIN/AVG, TOTAL FG-FGA PCT, 3-POINT FG-FGA PCT, F-THROWS FT-FTA PCT, REBOUNDS OFF DEF TOT AVG, PF, DQ, AST, TO, BLK, STL, SCORING PTS AVG.

DICKERSON'S CAREER SUN BELT CONFERENCE STATISTICS

Summary table with columns: SEASON, GP-GS, MIN/AVG, TOTAL FG-FGA PCT, 3-POINT FG-FGA PCT, F-THROWS FT-FTA PCT, REBOUNDS OFF DEF TOT AVG, PF, DQ, AST, TO, BLK, STL, SCORING PTS AVG.



#15 O'KARO AKAMUNE
JUNIOR • F • 6-7 • 210
MIAMI, FLA. (EASTERN OKLAHOMA STATE JC)

AKAMUNE'S CAREER HIGHS

| | |
|--------------------------------------|-----------|
| Points: | 8 |
| at Florida Atlantic, 01/26/12 | |
| Rebounds: | 8 |
| at Denver, 01/15/12 | |
| Field Goals: | 4 |
| at Florida Atlantic, 01/26/12 | |
| Field Goal Attempts: | 7 |
| at Florida Atlantic, 01/26/12 | |
| 3-Point Field Goals: | 0 |
| 3-Point Field Goal Attempts: | |
| Free Throws: | 3 |
| vs. LSU, 11/18/11 | |
| Free Throw Attempts: | 6 |
| vs. VCU, 11/20/11 | |
| Assists: | 2 |
| vs. Tennessee State, 11/14/11 | |
| Blocked Shots: | 3 |
| vs. LSU, 11/18/11 | |
| Steals: | 2 |
| vs. 2 opp. (last vs. MTSU, 02/25/12) | |
| Minutes Played: | 21 |
| vs. 2 opp. (last at FAU, 01/26/12) | |
| MISCELLANEOUS STATS | |
| Games Led WKU in Scoring: | |
| 2011-12: | 0 |
| Career: | 0 |
| 10+ Scoring Games: | |
| 2011-12: | 0 |
| Career: | 0 |
| 20+ Scoring Games: | |
| 2011-12: | 0 |
| Career: | 0 |
| Double-Doubles: | |
| 2011-12: | 0 |
| Career: | 0 |
| Games Led WKU in Rebounding: | |
| 2011-12: | 5 |
| Career: | 5 |
| 10+ Rebounding Games: | |
| 2011-12: | 0 |
| Career: | 0 |
| Games Led WKU in Assists: | |
| 2011-12: | 0 |
| Career: | 0 |
| Games Led WKU in Blocks: | |
| 2011-12: | 5 |
| Career: | 5 |
| Games Led WKU in Steals: | |
| 2011-12: | 5 |
| Career: | 5 |

SOPHOMORE (2011-12): Appeared in 28 games in first season on the Hill... Averaged 9.5 minutes and 2.3 points per contest while grabbing nearly three boards per game... Scored seven points and pulled down seven rebounds in debut in the red and white against Saint Joseph's on November 11... Led WKU with three blocks against LSU on November 18... Had six points and a career-best eight rebounds at Denver on January 15... Made first-career start at Florida Atlantic on January 26, scoring eight points on 4-of-7 shooting and pulling down seven rebounds to go along with two steals... Played 15 solid minutes off the bench against Middle Tennessee and hit two baskets and had two steals... Had five offensive rebounds against FIU in the first round of the Sun Belt Conference Tournament on March 3... Made a key layup with nine seconds remaining in Sun Belt Conference Tournament Championship game to put WKU ahead 72-68 with nine seconds remaining, and pulled down rebound of a missed North Texas free throw with four seconds left to preserve 72-70 lead... Had a steal and dunk during furious rally against Mississippi Valley State in first round of NCAA Tournament.

EASTERN OKLAHOMA STATE JUNIOR COLLEGE: Spent the 2010-11 season at Eastern Oklahoma State Junior College in Wilburton, Okla... Averaged nine points, seven rebounds and four blocks per game... Helped the Mountaineers to a 19-11 record and a berth in the semifinals of the NJCAA Region II Tournament.

HIGH SCHOOL: Played at Everglades High School in Miami, Fla., and started and lettered three seasons... Averaged 12 points and 10 rebounds per game as a senior in 2009-10 and earned Broward County Athletic Association Athletic Scholar honors... Was named team most valuable player in both junior and senior campaigns.

MISCELLANEOUS: Majoring in exercise science... Aspires to own a business and become a sports scientist after graduation.

HILLTOPPERS TO WEAR NUMBER 15:

- Kene Anyigbo (2011)
- Elgrace Wilborn (2005-06)
- Mike Wells (2001-04)
- Rashon Brown (1998-99)
- Terry Birdsong (1988-90)
- James McNary (1985-87)
- Bobby Jones (1981-84)
- Kurtis Townsend (1979-80)
- Chuck Rawlings (1973-76)
- Danny Johnson (1970-72)
- Rich Hendrick (1967-69)
- Marshall Mason (1966)
- Ray Rhorer (1963-65)
- Mike Ridley (1961-62)
- Darrell Bicknell (1958-60)

AKAMUNE'S 2011-12 STATISTICS

| OPPONENT | FG-A | 3FG-A | FT-A | R | PF | TP | A | TO | B | S | MIN. |
|--------------------------|------|-------|------|---|----|----|---|----|---|---|------|
| Saint Joseph's..... | 3-6 | 0-0 | 1-2 | 7 | 4 | 7 | 0 | 0 | 0 | 1 | 11 |
| Tennessee St..... | 1-4 | 0-0 | 2-2 | 6 | 1 | 4 | 2 | 2 | 0 | 1 | 21 |
| vs. Tulsa..... | 2-4 | 0-0 | 1-1 | 2 | 3 | 5 | 0 | 2 | 0 | 1 | 17 |
| vs. LSU..... | 1-2 | 0-0 | 3-5 | 7 | 4 | 5 | 0 | 2 | 3 | 1 | 17 |
| vs. VCU..... | 1-2 | 0-0 | 2-6 | 5 | 2 | 4 | 1 | 0 | 0 | 0 | 12 |
| VCU..... | 0-0 | 0-0 | 0-0 | 3 | 2 | 0 | 0 | 1 | 1 | 1 | 16 |
| SE Louisiana..... | 1-1 | 0-0 | 0-0 | 1 | 2 | 2 | 0 | 2 | 0 | 0 | 5 |
| Murray State..... | 0-1 | 0-0 | 0-0 | 2 | 1 | 0 | 0 | 0 | 2 | 0 | 8 |
| BG State..... | 0-0 | 0-0 | 0-0 | 1 | 0 | 0 | 0 | 0 | 0 | 0 | 4 |
| at Southern Ill..... | 0-0 | 0-0 | 0-0 | 0 | 2 | 0 | 1 | 0 | 0 | 0 | 1 |
| at IUPUI..... | | | | | | | | | | | DNP |
| Furman..... | | | | | | | | | | | DNP |
| at #4 Louisville..... | | | | | | | | | | | DNP |
| at ULM..... | | | | | | | | | | | DNP |
| FIU..... | 0-1 | 0-0 | 0-0 | 0 | 1 | 0 | 0 | 0 | 0 | 0 | 3 |
| La.-Lafayette..... | | | | | | | | | | | DNP |
| Troy..... | | | | | | | | | | | DNP |
| at North Texas..... | 0-0 | 0-0 | 0-0 | 0 | 0 | 0 | 0 | 0 | 1 | 0 | 4 |
| at Denver..... | 3-3 | 0-0 | 0-1 | 8 | 2 | 6 | 0 | 0 | 2 | 1 | 15 |
| UALR..... | 0-0 | 0-0 | 0-0 | 0 | 0 | 0 | 0 | 0 | 0 | 0 | 1 |
| at Florida Atlantic..... | 4-7 | 0-0 | 0-0 | 7 | 3 | 8 | 1 | 1 | 0 | 2 | 21 |
| at FIU..... | 0-2 | 0-0 | 0-0 | 2 | 0 | 0 | 0 | 1 | 0 | 1 | 3 |
| South Alabama..... | 0-0 | 0-0 | 1-2 | 1 | 0 | 1 | 0 | 1 | 0 | 0 | 2 |
| at Middle Tenn..... | 1-2 | 0-0 | 0-0 | 2 | 0 | 2 | 0 | 0 | 1 | 0 | 4 |
| at Troy..... | 1-2 | 0-0 | 0-2 | 3 | 0 | 2 | 0 | 0 | 0 | 0 | 7 |
| Florida Atlantic..... | 0-0 | 0-0 | 0-0 | 0 | 0 | 0 | 0 | 0 | 0 | 0 | 1 |
| at South Alabama..... | | | | | | | | | | | DNP |
| Arkansas State..... | 0-0 | 0-0 | 0-0 | 1 | 1 | 0 | 1 | 1 | 0 | 0 | 7 |
| Middle Tennessee..... | 2-2 | 0-0 | 0-0 | 1 | 4 | 4 | 0 | 0 | 0 | 2 | 15 |
| vs. FIU..... | 2-3 | 0-0 | 0-1 | 6 | 2 | 4 | 1 | 0 | 0 | 0 | 16 |
| vs. UALR..... | 1-2 | 0-0 | 0-2 | 3 | 2 | 2 | 0 | 2 | 1 | 0 | 15 |
| vs. Denver..... | 1-1 | 0-0 | 2-2 | 1 | 3 | 4 | 0 | 1 | 0 | 0 | 13 |
| vs. North Texas..... | 1-1 | 0-0 | 0-0 | 4 | 2 | 2 | 0 | 0 | 0 | 0 | 8 |
| vs. Miss. Valley St..... | 1-3 | 0-0 | 0-2 | 2 | 2 | 2 | 0 | 1 | 1 | 1 | 11 |
| vs. #1 Kentucky..... | 0-1 | 0-0 | 0-2 | 2 | 1 | 0 | 0 | 0 | 0 | 0 | 9 |


2012-13 HILLTOPPERS

AKAMUNE'S CAREER STATISTICS

| SEASON | GP-GS | MIN/AVG | TOTAL | | 3-POINT | | F-THROWS | | REBOUNDS | | | | PF | DQ | AST | TO | BLK | STL | SCORING | |
|--------------|-------------|----------------|--------------|-------------|------------|-------------|--------------|-------------|-----------|-----------|-----------|------------|-----------|----------|----------|-----------|-----------|-----------|-----------|------------|
| | | | FG-FGA | PCT | FG-FGA | PCT | FT-FTA | PCT | OFF | DEF | TOT | AVG | | | | | | | PTS | AVG |
| 2011-12 | 28-2 | 267/9.5 | 26-50 | .520 | 0-0 | .000 | 12-30 | .400 | 36 | 41 | 77 | 2.8 | 44 | 0 | 6 | 18 | 13 | 11 | 64 | 2.3 |
| TOTAL | 28-2 | 267/9.5 | 26-50 | .520 | 0-0 | .000 | 12-30 | .400 | 36 | 41 | 77 | 2.8 | 44 | 0 | 6 | 18 | 13 | 11 | 64 | 2.3 |

AKAMUNE'S CAREER SUN BELT CONFERENCE STATISTICS

| SEASON | GP-GS | MIN/AVG | TOTAL | | 3-POINT | | F-THROWS | | REBOUNDS | | | | PF | DQ | AST | TO | BLK | STL | SCORING | |
|--------------|-------------|---------------|--------------|-------------|------------|-------------|------------|-------------|-----------|-----------|-----------|------------|-----------|----------|----------|----------|----------|----------|-----------|------------|
| | | | FG-FGA | PCT | FG-FGA | PCT | FT-FTA | PCT | OFF | DEF | TOT | AVG | | | | | | | PTS | AVG |
| 2011-12 | 12-2 | 83/6.9 | 11-19 | .579 | 0-0 | .000 | 1-5 | .200 | 10 | 15 | 25 | 2.1 | 11 | 0 | 2 | 4 | 4 | 6 | 23 | 1.9 |
| TOTAL | 12-2 | 83/6.9 | 11-19 | .579 | 0-0 | .000 | 1-5 | .200 | 10 | 15 | 25 | 2.1 | 11 | 0 | 2 | 4 | 4 | 6 | 23 | 1.9 |



#0 KENE ANYIGBO

JUNIOR • F • 6-5 • 250
BELLAIRE, TEXAS (BELLAIRE HS)

ANYIGBO'S CAREER HIGHS

| | |
|---|-----------|
| Points: | 8 |
| vs. Tulsa, 11/17/11 | |
| Rebounds: | 7 |
| vs. Tulsa, 11/17/11 | |
| Field Goals: | 2 |
| vs. 5 opp. (last vs. BGSU, 12/04/11) | |
| Field Goal Attempts: | 8 |
| vs. Tulsa, 11/17/11 | |
| 3-Point Field Goals: | 0 |
| 3-Point Field Goal Attempts: | 0 |
| Free Throws: | 4 |
| vs. 2 opp. (last vs. Tulsa, 11/17/11) | |
| Free Throw Attempts: | 6 |
| vs. Tulsa, 11/17/11 | |
| Assists: | 1 |
| vs. 8 opp. (last at USA, 02/18/12) | |
| Blocked Shots: | 1 |
| vs. 2 opp. (last at USA, 02/18/12) | |
| Steals: | 2 |
| vs. LSU, 11/18/11 | |
| Minutes Played: | 20 |
| vs. LSU, 11/18/11 | |

MISCELLANEOUS STATS

| | |
|-------------------------------------|---|
| Games Led WKU in Scoring: | |
| 2011-12: | 0 |
| Career: | 0 |
| 10+ Scoring Games: | |
| 2011-12: | 0 |
| Career: | 0 |
| 20+ Scoring Games: | |
| 2011-12: | 0 |
| Career: | 0 |
| Double-Doubles: | |
| 2011-12: | 0 |
| Career: | 0 |
| Games Led WKU in Rebounding: | |
| 2011-12: | 0 |
| Career: | 0 |
| 10+ Rebounding Games: | |
| 2011-12: | 0 |
| Career: | 0 |
| Games Led WKU in Assists: | |
| 2011-12: | 0 |
| Career: | 0 |
| Games Led WKU in Blocks: | |
| 2011-12: | 1 |
| Career: | 1 |
| Games Led WKU in Steals: | |
| 2011-12: | 4 |
| Career: | 4 |

SOPHOMORE (2011-12): Started the first six games of the season and played in 22 contests as a sophomore in 2011-12... Ended the season averaging 2.1 points and 1.6 rebounds per game... Hit multiple field goals in each of first four games... Played 15 minutes in first career start in the season opener against Saint Joseph's on November 11... Had eight points and seven rebounds against Tulsa in the 2011 DirectTV Charleston Classic on November 17... Topped the 20 minute-played mark for the first time the next game in Charleston against LSU.

FRESHMAN (2010-11): Appeared in 14 games as a freshman in 2010-11 and averaged 3.4 minutes per appearance... Hit 11 of 18 free throw attempts and averaged nearly one rebound per contest... Made WKU debut in the season opener at St. Joseph's on November 12, playing five minutes, hitting a field goal, grabbing two rebounds and coming up with a steal... Logged a season-best 11 minutes against Alabama A&M on November 15 and hit a pair of free throws to go along with three rebounds... Hit three free throws in four attempts against Troy on January 22... Scored a career-high four points on February 5 against ULM.

HIGH SCHOOL: Was a four-year starter for Bellaire High School in Bellaire, Texas... Rated as the 82nd-best power forward prospect in the nation by ESPN and Scouts, Inc.... Averaged 12 points, eight rebounds and three assists per game as a senior in 2009-10... Named to the all-region second team after senior season... In earning an ESPN Scouts grade of 87, ESPN writes that Anyigbo is "a strong, tough, and physical combination forward that dominates games

with his tremendous athletic ability" and he "finishes with authority above the rim in a variety of ways."

MISCELLANEOUS: Majoring in exercise science... Chose WKU over offers from Houston and Memphis.

HILLTOPPERS TO WEAR NUMBER 0:
 Ravon Farris (1996-99) (#00)

ANYIGBO'S 2011-12 STATISTICS

| OPPONENT | FG-A | 3FG-A | FT-A | R | PF | TP | A | TO | B | S | MIN. |
|--------------------------|------|-------|------|---|----|----|---|----|---|---|------|
| Saint Joseph's..... | 2-7 | 0-0 | 0-2 | 2 | 2 | 4 | 0 | 0 | 1 | 0 | 15 |
| Tennessee St..... | 2-3 | 0-0 | 0-0 | 4 | 2 | 4 | 1 | 2 | 0 | 1 | 16 |
| vs. Tulsa..... | 2-8 | 0-0 | 4-6 | 7 | 3 | 8 | 0 | 1 | 0 | 1 | 17 |
| vs. LSU..... | 2-3 | 0-0 | 2-2 | 3 | 1 | 6 | 0 | 1 | 0 | 2 | 20 |
| vs. VCU..... | 0-0 | 0-0 | 1-4 | 1 | 1 | 1 | 1 | 1 | 0 | 0 | 12 |
| VCU..... | 0-2 | 0-0 | 0-0 | 1 | 2 | 0 | 1 | 0 | 0 | 1 | 11 |
| SE Louisiana..... | | | | | | | | | | | DNP |
| Murray State..... | 1-1 | 0-0 | 0-1 | 4 | 4 | 2 | 1 | 2 | 0 | 1 | 13 |
| BG State..... | 2-2 | 0-0 | 0-2 | 0 | 0 | 4 | 0 | 1 | 0 | 1 | 7 |
| at Southern Ill..... | 1-3 | 0-0 | 0-0 | 2 | 1 | 2 | 1 | 1 | 0 | 0 | 8 |
| at IUPUI..... | 1-2 | 0-0 | 1-2 | 3 | 3 | 3 | 0 | 1 | 0 | 0 | 12 |
| Furman..... | 1-2 | 0-0 | 1-2 | 0 | 2 | 3 | 0 | 1 | 0 | 0 | 6 |
| at #4 Louisville..... | | | | | | | | | | | DNP |
| at ULM..... | 0-0 | 0-0 | 0-0 | 1 | 1 | 0 | 1 | 0 | 0 | 0 | 3 |
| FIU..... | 1-4 | 0-0 | 2-2 | 3 | 1 | 4 | 0 | 2 | 0 | 0 | 10 |
| La.-Lafayette..... | 0-1 | 0-0 | 0-0 | 0 | 1 | 0 | 0 | 1 | 0 | 0 | 1 |
| Troy..... | | | | | | | | | | | DNP |
| at North Texas..... | 0-0 | 0-0 | 0-0 | 0 | 1 | 0 | 0 | 0 | 0 | 1 | 3 |
| at Denver..... | 0-0 | 0-0 | 0-0 | 1 | 0 | 0 | 0 | 0 | 0 | 0 | 2 |
| UALR..... | | | | | | | | | | | DNP |
| at Florida Atlantic..... | 0-0 | 0-0 | 0-0 | 1 | 0 | 0 | 0 | 0 | 0 | 1 | 4 |
| at FIU..... | | | | | | | | | | | DNP |
| South Alabama..... | | | | | | | | | | | DNP |
| at Middle Tenn..... | | | | | | | | | | | DNP |
| at Troy..... | | | | | | | | | | | DNP |
| Florida Atlantic..... | | | | | | | | | | | DNP |
| at South Alabama..... | 1-2 | 0-0 | 0-1 | 1 | 0 | 2 | 1 | 0 | 1 | 0 | 7 |
| Arkansas State..... | 0-1 | 0-0 | 0-0 | 0 | 0 | 0 | 0 | 0 | 0 | 0 | 2 |
| Middle Tennessee..... | 0-0 | 0-0 | 2-2 | 1 | 0 | 2 | 0 | 1 | 0 | 0 | 5 |
| vs. FIU..... | | | | | | | | | | | DNP |
| vs. UALR..... | | | | | | | | | | | DNP |
| vs. Denver..... | | | | | | | | | | | DNP |
| vs. North Texas..... | | | | | | | | | | | DNP |
| vs. Miss. Valley St..... | 0-0 | 0-0 | 0-0 | 0 | 0 | 0 | 0 | 1 | 0 | 0 | 3 |
| vs. #1 Kentucky..... | 1-1 | 0-0 | 0-0 | 0 | 1 | 2 | 0 | 2 | 0 | 0 | 3 |

ANYIGBO'S 2010-11 STATISTICS

| OPPONENT | FG-A | 3FG-A | FT-A | R | PF | TP | A | TO | B | S | MIN. |
|--------------------------|------|-------|------|---|----|----|---|----|---|---|------|
| at Saint Joseph's..... | 1-1 | 0-0 | 0-0 | 2 | 2 | 2 | 0 | 1 | 0 | 1 | 5 |
| Alabama A&M..... | 0-1 | 0-0 | 2-4 | 3 | 3 | 2 | 1 | 2 | 0 | 1 | 11 |
| vs. Minnesota..... | 0-0 | 0-0 | 0-0 | 0 | 1 | 0 | 0 | 1 | 0 | 1 | 4 |
| vs. Hofstra..... | 0-0 | 0-0 | 0-0 | 0 | 0 | 0 | 0 | 0 | 0 | 0 | 4 |
| vs. Davidson..... | 0-1 | 0-0 | 0-0 | 0 | 0 | 0 | 0 | 1 | 0 | 0 | 3 |
| South Carolina..... | | | | | | | | | | | DNP |
| at Vanderbilt..... | 0-0 | 0-0 | 1-2 | 0 | 1 | 1 | 0 | 0 | 0 | 0 | 3 |
| at Memphis..... | | | | | | | | | | | DNP |
| at BG State..... | | | | | | | | | | | DNP |
| Southern Illinois..... | | | | | | | | | | | DNP |
| at Murray State..... | | | | | | | | | | | DNP |
| Louisville..... | 0-0 | 0-0 | 0-0 | 0 | 1 | 0 | 0 | 0 | 0 | 0 | 2 |
| at Arkansas State..... | | | | | | | | | | | DNP |
| Denver..... | 0-0 | 0-0 | 0-0 | 0 | 0 | 0 | 0 | 0 | 0 | 0 | 1 |
| at Troy..... | | | | | | | | | | | DNP |
| Florida Atlantic..... | | | | | | | | | | | DNP |
| at South Alabama..... | | | | | | | | | | | DNP |
| Troy..... | 0-1 | 0-0 | 3-4 | 1 | 0 | 3 | 0 | 0 | 0 | 0 | 3 |
| at FIU..... | | | | | | | | | | | DNP |
| at Florida Atlantic..... | | | | | | | | | | | DNP |
| South Alabama..... | | | | | | | | | | | DNP |
| ULM..... | 0-0 | 0-0 | 4-6 | 1 | 3 | 4 | 0 | 0 | 0 | 0 | 4 |
| Middle Tennessee..... | | | | | | | | | | | DNP |
| North Texas..... | 0-0 | 0-0 | 1-2 | 1 | 0 | 1 | 0 | 0 | 0 | 0 | 3 |
| Florida Gulf Coast..... | 0-0 | 0-0 | 0-0 | 2 | 0 | 0 | 0 | 0 | 0 | 0 | 3 |
| at UALR..... | | | | | | | | | | | DNP |
| at La.-Lafayette..... | | | | | | | | | | | DNP |
| FIU..... | | | | | | | | | | | DNP |
| at Middle Tenn..... | 0-0 | 0-0 | 0-0 | 0 | 0 | 0 | 0 | 0 | 0 | 0 | 1 |
| vs. ULM..... | | | | | | | | | | | DNP |
| vs. La.-Lafayette..... | | | | | | | | | | | DNP |
| vs. North Texas..... | 0-0 | 0-0 | 0-0 | 0 | 0 | 0 | 0 | 0 | 0 | 0 | 1 |

ANYIGBO'S CAREER STATISTICS

| SEASON | GP-GS | MIN/AVG | TOTAL | | 3-POINT | | F-THROWS | | REBOUNDS | | | | SCORING | | | | | | | |
|--------------|-------------|----------------|--------------|-------------|------------|-------------|--------------|-------------|-----------|-----------|-----------|------------|-----------|----------|----------|-----------|----------|-----------|-----------|------------|
| | | | FG-FGA | PCT | FG-FGA | PCT | FT-FTA | PCT | OFF | DEF | TOT | AVG | PF | DQ | AST | TO | BLK | STL | PTS | AVG |
| 2010-11 | 14-0 | 48/3.4 | 1-4 | .250 | 0-0 | .000 | 11-18 | .611 | 1 | 9 | 10 | 0.7 | 11 | 0 | 1 | 5 | 0 | 3 | 13 | 0.9 |
| 2011-12 | 22-6 | 180/8.2 | 17-42 | .405 | 0-0 | .000 | 13-26 | .500 | 16 | 19 | 35 | 1.6 | 26 | 0 | 7 | 18 | 2 | 9 | 47 | 2.1 |
| TOTAL | 36-6 | 228/6.3 | 18-46 | .391 | 0-0 | .000 | 24-44 | .545 | 17 | 28 | 45 | 1.3 | 37 | 0 | 8 | 23 | 2 | 12 | 60 | 1.7 |

ANYIGBO'S CAREER SUN BELT CONFERENCE STATISTICS

| SEASON | GP-GS | MIN/AVG | TOTAL | | 3-POINT | | F-THROWS | | REBOUNDS | | | | SCORING | | | | | | | |
|--------------|-------------|---------------|------------|-------------|------------|-------------|--------------|-------------|----------|----------|-----------|------------|----------|----------|----------|----------|----------|----------|-----------|------------|
| | | | FG-FGA | PCT | FG-FGA | PCT | FT-FTA | PCT | OFF | DEF | TOT | AVG | PF | DQ | AST | TO | BLK | STL | PTS | AVG |
| 2010-11 | 5-0 | 12/2.4 | 0-1 | .000 | 0-0 | .000 | 8-12 | .667 | 1 | 2 | 3 | 0.6 | 3 | 0 | 0 | 0 | 0 | 0 | 8 | 1.6 |
| 2011-12 | 9-0 | 37/4.1 | 2-8 | .250 | 0-0 | .000 | 4-5 | .800 | 2 | 6 | 8 | 0.9 | 4 | 0 | 2 | 4 | 1 | 2 | 8 | 0.9 |
| TOTAL | 14-0 | 49/3.5 | 2-9 | .222 | 0-0 | .000 | 12-17 | .706 | 3 | 8 | 11 | 0.8 | 7 | 0 | 2 | 4 | 1 | 2 | 16 | 1.1 |

2012-13 HILLTOPPERS



#24 STEPHON DRANE

REDSHIRT-SOPHOMORE • F • 6-7 • 225
 RALEIGH, N.C. (GARNER HS)

DRANE'S CAREER HIGHS

| | |
|---|----|
| Points: | 4 |
| at #14 Memphis, 12/04/10 | |
| Rebounds: | 3 |
| vs. 2 opp. (last at Troy, 01/13/11) | |
| Field Goals: | 1 |
| vs. 7 opp. (last vs. North Texas, 03/07/11) | |
| Field Goal Attempts: | 2 |
| vs. 2 opp. (last vs. ULM, 02/05/11) | |
| 3-Point Field Goals: | 0 |
| 3-Point Field Goal Attempts: | 1 |
| vs. ULM, 02/05/11 | |
| Free Throws: | 4 |
| at #14 Memphis, 12/04/10 | |
| Free Throw Attempts: | 6 |
| at #14 Memphis, 12/04/10 | |
| Assists: | 1 |
| vs. Southeastern Louisiana, 11/26/11 | |
| Blocked Shots: | 1 |
| vs. ULM, 02/05/11 | |
| Steals: | 2 |
| at Bowling Green State, 12/08/10 | |
| Minutes Played: | 10 |
| vs. 2 opp. (last vs. ULM, 02/05/11) | |

MISCELLANEOUS STATS

| | |
|-------------------------------------|---|
| Games Led WKU in Scoring: | |
| 2011-12: | 0 |
| Career: | 0 |
| 10+ Scoring Games: | |
| 2011-12: | 0 |
| Career: | 0 |
| 20+ Scoring Games: | |
| 2011-12: | 0 |
| Career: | 0 |
| Double-Doubles: | |
| 2011-12: | 0 |
| Career: | 0 |
| Games Led WKU in Rebounding: | |
| 2011-12: | 0 |
| Career: | 0 |
| 10+ Rebounding Games: | |
| 2011-12: | 0 |
| Career: | 0 |
| Games Led WKU in Assists: | |
| 2011-12: | 0 |
| Career: | 0 |
| Games Led WKU in Blocks: | |
| 2011-12: | 0 |
| Career: | 0 |
| Games Led WKU in Steals: | |
| 2011-12: | 0 |
| Career: | 0 |

SOPHOMORE (2011-12): Made one appearance before missing the rest of the season due to knee injury... Was awarded a medical redshirt after the season... Played four minutes and had an assist against Southeastern Louisiana on November 26.

FRESHMAN (2010-11): Appeared in 18 games in his debut season in 2010-11, averaging 4.2 minutes per contest... Hit seven of 11 field goal attempts on the season and grabbed 14 rebounds with four coming on the offensive end... Finished the season averaging 1.2 points and almost one rebound per game... Made his first career appearance at 14th-ranked Memphis on December 4 and contributed eight solid minutes, going 4-for-6 from the free throw line... Played a career-best 10 minutes against ULM on February 5... Had three points, one rebound and a blocked shot in the game.

HIGH SCHOOL: Finished high school career at Garner High School in Garner, N.C., after previously playing at Word of God Academy in Raleigh, N.C... Rated as the 28th-best power forward prospect in the country by ESPN and Scouts, Inc... Averaged approximately 20 points and 10 rebounds per game as a senior in 2009-10... Played alongside former Kentucky star and top overall NBA Draft pick John Wall at Word of God as a junior in 2008-09... Contributed six points and six rebounds per game as a junior at Word of God... Was a McDonald's All-American nominee.

MISCELLANEOUS: Majoring in recreation... Chose WKU over heavy interest from Virginia, George Mason, South Carolina and Missouri State.

HILLTOPPERS TO WEAR NUMBER 24:

- Kevin Massiah (2003-04)
- Kyle Chapman (1995-99)
- Brad Cirino (1994)
- Karl Brown (1990-91)
- Terry Davis (1970-71)
- Norman Weaver (1966-68)
- Ralph Baker (1963-65)
- Don Crosley (1960)
- Bill Curry (1958)

DRANE'S 2011-12 STATISTICS

| OPPONENT | FG-A | 3FG-A | FT-A | R | PF | TP | A | TO | B | S | MIN. |
|--------------------------|------|-------|------|---|----|----|---|----|---|---|------|
| Saint Joseph's..... | | | | | | | | | | | DNP |
| Tennessee St..... | | | | | | | | | | | DNP |
| vs. Tulsa..... | | | | | | | | | | | DNP |
| vs. LSU..... | | | | | | | | | | | DNP |
| vs. VCU..... | | | | | | | | | | | DNP |
| VCU..... | | | | | | | | | | | DNP |
| SE Louisiana..... | 0-0 | 0-0 | 0-0 | 0 | 2 | 0 | 1 | 0 | 0 | 0 | 4 |
| Murray State..... | | | | | | | | | | | DNP |
| BG State..... | | | | | | | | | | | DNP |
| at Southern Ill..... | | | | | | | | | | | DNP |
| at IUPUI..... | | | | | | | | | | | DNP |
| Furman..... | | | | | | | | | | | DNP |
| at #4 Louisville..... | | | | | | | | | | | DNP |
| at ULM..... | | | | | | | | | | | DNP |
| FIU..... | | | | | | | | | | | DNP |
| La.-Lafayette..... | | | | | | | | | | | DNP |
| Troy..... | | | | | | | | | | | DNP |
| at North Texas..... | | | | | | | | | | | DNP |
| at Denver..... | | | | | | | | | | | DNP |
| UALR..... | | | | | | | | | | | DNP |
| at Florida Atlantic..... | | | | | | | | | | | DNP |
| at FIU..... | | | | | | | | | | | DNP |
| South Alabama..... | | | | | | | | | | | DNP |
| at Middle Tenn..... | | | | | | | | | | | DNP |
| at Troy..... | | | | | | | | | | | DNP |
| Florida Atlantic..... | | | | | | | | | | | DNP |
| at South Alabama..... | | | | | | | | | | | DNP |
| Arkansas State..... | | | | | | | | | | | DNP |
| Middle Tennessee..... | | | | | | | | | | | DNP |
| vs. FIU..... | | | | | | | | | | | DNP |
| vs. UALR..... | | | | | | | | | | | DNP |
| vs. Denver..... | | | | | | | | | | | DNP |
| vs. North Texas..... | | | | | | | | | | | DNP |
| vs. Miss. Valley St..... | | | | | | | | | | | DNP |
| vs. #1 Kentucky..... | | | | | | | | | | | DNP |

DRANE'S 2010-11 STATISTICS

| OPPONENT | FG-A | 3FG-A | FT-A | R | PF | TP | A | TO | B | S | MIN. |
|--------------------------|------|-------|------|---|----|----|---|----|---|---|------|
| at Saint Joseph's..... | | | | | | | | | | | DNP |
| Alabama A&M..... | | | | | | | | | | | DNP |
| vs. Minnesota..... | | | | | | | | | | | DNP |
| vs. Hofstra..... | | | | | | | | | | | DNP |
| vs. Davidson..... | | | | | | | | | | | DNP |
| South Carolina..... | | | | | | | | | | | DNP |
| at Vanderbilt..... | | | | | | | | | | | DNP |
| at Memphis..... | 0-1 | 0-0 | 4-6 | 3 | 1 | 4 | 0 | 0 | 0 | 0 | 8 |
| at BG State..... | 1-2 | 0-0 | 0-0 | 2 | 0 | 2 | 0 | 0 | 0 | 2 | 10 |
| Southern Illinois..... | 0-0 | 0-0 | 0-0 | 0 | 0 | 0 | 0 | 0 | 0 | 1 | 2 |
| at Murray State..... | 1-1 | 0-0 | 0-1 | 0 | 0 | 2 | 0 | 0 | 0 | 0 | 3 |
| Louisville..... | 0-0 | 0-0 | 0-0 | 0 | 0 | 0 | 0 | 0 | 0 | 0 | 0+ |
| at Arkansas State..... | | | | | | | | | | | DNP |
| Denver..... | | | | | | | | | | | DNP |
| at Troy..... | 0-0 | 0-0 | 0-0 | 3 | 0 | 0 | 0 | 2 | 0 | 1 | 3 |
| Florida Atlantic..... | 0-0 | 0-0 | 0-0 | 0 | 0 | 0 | 0 | 0 | 0 | 0 | 2 |
| at South Alabama..... | | | | | | | | | | | DNP |
| Troy..... | 0-0 | 0-0 | 0-0 | 2 | 1 | 0 | 0 | 1 | 0 | 0 | 4 |
| at FIU..... | 1-1 | 0-0 | 0-0 | 0 | 1 | 2 | 0 | 0 | 0 | 0 | 6 |
| at Florida Atlantic..... | | | | | | | | | | | DNP |
| South Alabama..... | | | | | | | | | | | DNP |
| ULM..... | 1-2 | 0-1 | 1-2 | 1 | 2 | 3 | 0 | 1 | 1 | 0 | 10 |
| Middle Tennessee..... | 0-0 | 0-0 | 2-2 | 1 | 1 | 2 | 0 | 0 | 0 | 0 | 5 |
| North Texas..... | 0-0 | 0-0 | 0-0 | 0 | 1 | 0 | 0 | 0 | 0 | 0 | 3 |
| Florida Gulf Coast..... | 0-1 | 0-0 | 0-0 | 1 | 2 | 0 | 0 | 0 | 0 | 0 | 3 |
| at UALR..... | 1-1 | 0-0 | 0-0 | 0 | 0 | 2 | 0 | 0 | 0 | 0 | 2 |
| at La.-Lafayette..... | 0-0 | 0-0 | 0-0 | 0 | 0 | 0 | 0 | 0 | 0 | 0 | 4 |
| FIU..... | 1-1 | 0-0 | 0-0 | 0 | 2 | 2 | 0 | 0 | 0 | 0 | 5 |
| at Middle Tenn..... | 0-0 | 0-0 | 0-0 | 0 | 1 | 0 | 0 | 1 | 0 | 0 | 4 |
| vs. ULM..... | | | | | | | | | | | DNP |
| vs. La.-Lafayette..... | | | | | | | | | | | DNP |
| vs. North Texas..... | 1-1 | 0-0 | 0-0 | 1 | 0 | 2 | 0 | 0 | 0 | 0 | 1 |

2012-13 HILLTOPPERS

DRANE'S CAREER STATISTICS

| SEASON | GP-GS | MIN/AVG | TOTAL | | 3-POINT | | F-THROWS | | REBOUNDS | | | | PF | DQ | AST | TO | BLK | STL | SCORING | |
|--------------|-------------|---------------|-------------|-------------|------------|-------------|-------------|-------------|----------|-----------|-----------|------------|-----------|----------|----------|----------|----------|----------|-----------|------------|
| | | | FG-FGA | PCT | FG-FGA | PCT | FT-FTA | PCT | OFF | DEF | TOT | AVG | | | | | | | PTS | AVG |
| 2010-11 | 18-0 | 75/4.2 | 7-11 | .636 | 0-1 | .000 | 7-11 | .636 | 4 | 10 | 14 | 0.8 | 12 | 0 | 0 | 5 | 1 | 4 | 21 | 1.2 |
| 2011-12 | 1-0 | 4/4.0 | 0-0 | .000 | 0-0 | .000 | 0-0 | .000 | 0 | 0 | 0 | 0.0 | 2 | 0 | 1 | 0 | 0 | 0 | 0 | 0.0 |
| TOTAL | 19-0 | 79/4.2 | 7-11 | .636 | 0-1 | .000 | 7-11 | .636 | 4 | 10 | 14 | 0.7 | 14 | 0 | 1 | 5 | 1 | 4 | 21 | 1.1 |

DRANE'S CAREER SUN BELT CONFERENCE STATISTICS

| SEASON | GP-GS | MIN/AVG | TOTAL | | 3-POINT | | F-THROWS | | REBOUNDS | | | | PF | DQ | AST | TO | BLK | STL | SCORING | |
|--------------|-------------|---------------|------------|-------------|------------|-------------|------------|-------------|----------|----------|----------|------------|----------|----------|----------|----------|----------|----------|-----------|------------|
| | | | FG-FGA | PCT | FG-FGA | PCT | FT-FTA | PCT | OFF | DEF | TOT | AVG | | | | | | | PTS | AVG |
| 2010-11 | 11-0 | 48/4.4 | 4-5 | .800 | 0-1 | .000 | 3-4 | .750 | 1 | 6 | 7 | 0.6 | 9 | 0 | 0 | 5 | 1 | 1 | 11 | 1.0 |
| 2011-12 | 0-0 | 0/0.0 | 0-0 | .000 | 0-0 | .000 | 0-0 | .000 | 0 | 0 | 0 | 0.0 | 0 | 0 | 0 | 0 | 0 | 0 | 0 | 0.0 |
| TOTAL | 11-0 | 48/4.4 | 4-5 | .800 | 0-1 | .000 | 3-4 | .750 | 1 | 6 | 7 | 0.6 | 9 | 0 | 0 | 5 | 1 | 1 | 11 | 1.0 |



#44 GEORGE FANT

SOPHOMORE • F • 6-6 • 240
BOWLING GREEN, KY. (WARREN CENTRAL HS)

FANT'S CAREER HIGHS

| | |
|---|----|
| Points: | 20 |
| vs. Florida Atlantic, 02/16/12 | |
| Rebounds: | 11 |
| vs. 2 opp. (last vs. MVSU, 03/13/12) | |
| Field Goals: | 8 |
| vs. Arkansas State, 02/23/12 | |
| Field Goal Attempts: | 14 |
| vs. #1 Kentucky, 03/15/12 | |
| 3-Point Field Goals: | 0 |
| 3-Point Field Goal Attempts: | 1 |
| vs. 3 opp. (last vs. FAU, 02/16/12) | |
| Free Throws: | 9 |
| vs. 2 opp. (last vs. UALR, 03/04/12) | |
| Free Throw Attempts: | 16 |
| vs. UALR, 03/04/12 | |
| Assists: | 3 |
| vs. Southeastern Louisiana, 11/26/11 | |
| Blocked Shots: | 4 |
| vs. Bowling Green State, 12/04/11 | |
| Steals: | 3 |
| vs. 4 opp. (last vs. #1 Kentucky, 03/15/12) | |
| Minutes Played: | 39 |
| vs. Louisiana-Lafayette, 01/05/12 | |

MISCELLANEOUS STATS

| | |
|-------------------------------------|----|
| Games Led WKU in Scoring: | |
| 2011-12: | 5 |
| Career: | 5 |
| 10+ Scoring Games: | |
| 2011-12: | 15 |
| Career: | 15 |
| 20+ Scoring Games: | |
| 2011-12: | 1 |
| Career: | 1 |
| Double-Doubles: | |
| 2011-12: | 2 |
| Career: | 2 |
| Games Led WKU in Rebounding: | |
| 2011-12: | 14 |
| Career: | 14 |
| 10+ Rebounding Games: | |
| 2011-12: | 3 |
| Career: | 3 |
| Games Led WKU in Assists: | |
| 2011-12: | 1 |
| Career: | 1 |
| Games Led WKU in Blocks: | |
| 2011-12: | 15 |
| Career: | 15 |
| Games Led WKU in Steals: | |
| 2011-12: | 7 |
| Career: | 7 |

FRESHMAN (2011-12): Averaged 26.4 minutes per game in 31 contests, 24 starts, as a freshman in 2011-12... Was second on the team in points per game (10.4), rebounds per game (6.1), blocks (37) and steals (29)... Led team in field goal percentage after making 110 of 231 shots (.476)... 321 points scored were seventh-most by a freshman in a season in WKU history... Was named the Sun Belt Conference Tournament Most Outstanding Player after averaging 14.8 points and 4.3 rebounds per game in Hot Springs, becoming the first freshman to earn the honor since Bo McCalebb of New Orleans in 2004... Had 15 games of double-digit scoring and led WKU in rebounding in 14 games... Played finest game of career to date against Florida Atlantic on February 16, scoring 20 points and grabbing 10 rebounds to help power a win... Had 19 points on 8-of-9 shooting in a win over Arkansas State on February 23... Led WKU with 19 points, making 6-of-8 shots from the field, in win over Denver in Sun Belt Tournament semifinals... Scored 17 points with six rebounds in title game win over North Texas... Had 11 rebounds in an NCAA Tournament win against Mississippi Valley State.

HIGH SCHOOL: Prepped at nearby Warren Central High School in Bowling Green... Lettered and started all four years... Rated as a three-star recruit by Rivals.com... Listed in Rivals.com's prestigious Top 150 as the 150th-best high school senior in the country... Helped the Dragons to back-to-back 4th Region titles in 2009-10 and 2010-11 and a Kentucky High School Athletic Association Sweet 16 appearance as a senior in 2010-11... Followed up second-team all-state honors as a junior with first-team recognition after senior season... Averaged 21.5 points and 11.7 rebounds per game as a senior... Leaves Warren Central High School having pulled down 1,039 rebounds and scored 1,805 points, which tops the school record books and ranks third, respectively... Signed with WKU during the early signing period.

MISCELLANEOUS: Major is undeclared as of the start of the 2012-13 academic year... Cousin, Jim McDaniels, was a three-time All-American at WKU, helped lead the Hilltoppers to the 1971 Final Four and is the school's all-time leading scorer... McDaniels also wore number 44, and his jersey is retired in the rafters at E.A. Diddle Arena... Mother, Kim (Norman), played basket-

ball at WKU under Coach Paul Sanderford, and father, George, was a manager on men's basketball teams coached by Clem Haskins and Murray Arnold... Selected WKU over offers from Alabama, Arkansas, Murray State, Penn State, UTEP and others.

HILLTOPPERS TO WEAR NUMBER 44:

- Steve Holley (1994-95)
- Bryan Brown (1991-93)
- Jim McDaniels (1969-71)
- Bill Newman (1967)
- Don Crosley (1966)
- Vinton Pease (1965)
- Glenn Marcum (1963-64)
- Harry Todd (1960-62)
- Jude Talbott (1958-59)

FANT'S 2011-12 STATISTICS

| OPPONENT | FG-A | 3FG-A | FT-A | R | PF | TP | A | T | B | S | MIN. |
|--------------------------|------|-------|------|----|----|----|---|---|---|---|------|
| Saint Joseph's..... | | | | | | | | | | | DNP |
| Tennessee St..... | | | | | | | | | | | DNP |
| vs. Tulsa..... | | | | | | | | | | | DNP |
| vs. LSU..... | | | | | | | | | | | DNP |
| vs. VCU..... | 0-1 | 0-0 | 4-4 | 3 | 3 | 4 | 0 | 3 | 0 | 1 | 13 |
| VCU..... | 2-7 | 0-0 | 2-6 | 6 | 1 | 6 | 2 | 2 | 0 | 1 | 25 |
| SE Louisiana..... | 5-12 | 0-0 | 5-9 | 8 | 3 | 15 | 3 | 4 | 3 | 1 | 31 |
| Murray State..... | 4-12 | 0-1 | 0-0 | 9 | 4 | 8 | 1 | 3 | 2 | 0 | 29 |
| BG State..... | 5-6 | 0-0 | 3-7 | 7 | 3 | 13 | 2 | 2 | 4 | 3 | 28 |
| at Southern Ill..... | 3-3 | 0-0 | 2-4 | 4 | 3 | 8 | 0 | 1 | 1 | 3 | 28 |
| at IUPUI..... | 2-6 | 0-0 | 3-5 | 6 | 4 | 7 | 1 | 3 | 0 | 0 | 25 |
| Furman..... | 3-6 | 0-0 | 1-3 | 7 | 5 | 7 | 0 | 0 | 1 | 3 | 21 |
| at #4 Louisville..... | 3-6 | 0-0 | 0-0 | 5 | 4 | 6 | 1 | 3 | 1 | 1 | 24 |
| at ULM..... | 4-8 | 0-0 | 9-12 | 9 | 3 | 17 | 1 | 2 | 0 | 0 | 33 |
| FIU..... | 2-6 | 0-0 | 2-4 | 3 | 4 | 6 | 0 | 1 | 1 | 0 | 23 |
| La.-Lafayette..... | 2-10 | 0-0 | 2-2 | 6 | 3 | 6 | 1 | 2 | 1 | 2 | 39 |
| Troy..... | 2-3 | 0-0 | 2-2 | 5 | 1 | 6 | 0 | 1 | 2 | 1 | 20 |
| at North Texas..... | 6-11 | 0-1 | 2-2 | 8 | 4 | 14 | 0 | 1 | 1 | 1 | 21 |
| at Denver..... | 1-3 | 0-0 | 1-2 | 1 | 5 | 3 | 0 | 4 | 0 | 0 | 11 |
| UALR..... | 4-11 | 0-0 | 4-6 | 6 | 1 | 12 | 0 | 0 | 3 | 2 | 31 |
| at Florida Atlantic..... | 4-9 | 0-0 | 5-6 | 7 | 3 | 13 | 1 | 3 | 0 | 0 | 23 |
| at FIU..... | 2-9 | 0-0 | 4-6 | 8 | 4 | 8 | 0 | 0 | 0 | 1 | 26 |
| South Alabama..... | 5-6 | 0-0 | 2-3 | 8 | 2 | 12 | 0 | 1 | 0 | 0 | 28 |
| at Middle Tenn..... | 5-10 | 0-0 | 2-2 | 11 | 4 | 12 | 1 | 4 | 2 | 1 | 32 |
| at Troy..... | 3-8 | 0-0 | 3-6 | 9 | 1 | 9 | 0 | 3 | 1 | 1 | 23 |
| Florida Atlantic..... | 6-10 | 0-1 | 8-11 | 10 | 1 | 20 | 0 | 1 | 1 | 0 | 33 |
| at South Alabama..... | 2-6 | 0-0 | 1-2 | 3 | 3 | 5 | 1 | 0 | 2 | 1 | 29 |
| Arkansas State..... | 8-9 | 0-0 | 3-3 | 4 | 5 | 19 | 2 | 1 | 3 | 2 | 31 |
| Middle Tennessee..... | 1-2 | 0-0 | 2-2 | 3 | 4 | 4 | 0 | 0 | 1 | 0 | 20 |
| vs. FIU..... | 4-9 | 0-0 | 2-4 | 5 | 2 | 10 | 0 | 1 | 3 | 0 | 26 |
| vs. UALR..... | 2-6 | 0-0 | 9-16 | 4 | 1 | 13 | 1 | 4 | 2 | 0 | 28 |
| vs. Denver..... | 6-8 | 0-0 | 7-9 | 2 | 1 | 19 | 1 | 5 | 0 | 0 | 31 |
| vs. North Texas..... | 6-10 | 0-0 | 5-5 | 6 | 2 | 17 | 1 | 1 | 1 | 0 | 32 |
| vs. Miss. Valley St..... | 2-4 | 0-0 | 5-8 | 11 | 4 | 9 | 2 | 3 | 1 | 1 | 23 |
| vs. #1 Kentucky..... | 6-14 | 0-0 | 1-1 | 4 | 2 | 13 | 0 | 1 | 0 | 3 | 32 |

FANT'S CAREER STATISTICS


| SEASON | GP-GS | MIN/AVG | TOTAL FG-FGA/PCT | 3-POINT FG-FGA/PCT | F-THROWS FT-FTA/PCT | REBS TOT/AVG | AST | TO | BLK | STL | PTS AVG |
|---------|-------|----------|------------------|--------------------|---------------------|--------------|-----|----|-----|-----|---------|
| 2011-12 | 31-24 | 819/26.4 | 110-231/.476 | 0-3/.000 | 101-152/.664 | 188/6.1 | 22 | 60 | 37 | 29 | 10.4 |
| TOTAL | 31-24 | 819/26.4 | 110-231/.476 | 0-3/.000 | 101-152/.664 | 188/6.1 | 22 | 60 | 37 | 29 | 10.4 |

FANT'S CAREER SUN BELT CONFERENCE STATISTICS

| SEASON | GP-GS | MIN/AVG | TOTAL FG-FGA/PCT | 3-POINT FG-FGA/PCT | F-THROWS FT-FTA/PCT | REBS TOT/AVG | AST | TO | BLK | STL | PTS AVG |
|---------|-------|----------|------------------|--------------------|---------------------|--------------|-----|----|-----|-----|---------|
| 2011-12 | 16-10 | 423/26.4 | 57-121/.471 | 0-2/.000 | 52-71/.732 | 101/6.3 | 7 | 24 | 18 | 12 | 10.4 |
| TOTAL | 16-10 | 423/26.4 | 57-121/.471 | 0-2/.000 | 52-71/.732 | 101/6.3 | 7 | 24 | 18 | 12 | 10.4 |

#1 KEVIN KASPAR

SOPHOMORE • G • 6-0 • 175
 ISTANBUL, TURKEY (FINDLAY PREP)



KASPAR'S CAREER HIGHS

| | |
|---|-----------|
| Points: | 15 |
| vs. LSU, 11/18/11 | |
| Rebounds: | 5 |
| vs. Bowling Green State, 12/04/11 | |
| Field Goals: | 6 |
| vs. LSU, 11/18/11 | |
| Field Goal Attempts: | 9 |
| vs. Southeastern Louisiana, 11/26/11 | |
| 3-Point Field Goals: | 3 |
| vs. 2 opp. (last vs. VCU, 11/20/11) | |
| 3-Point Field Goal Attempts: | 7 |
| vs. Southeastern Louisiana, 11/26/11 | |
| Free Throws: | 6 |
| at ULM, 12/29/11 | |
| Free Throw Attempts: | 7 |
| at ULM, 12/29/11 | |
| Assists: | 3 |
| vs. 4 opp. (last vs. SELA, 11/26/11) | |
| Blocked Shots: | 0 |
| Steals: | 4 |
| vs. VCU, 11/20/11 | |
| Minutes Played: | 37 |
| vs. Southeastern Louisiana, 11/26/11 | |

MISCELLANEOUS STATS

| | |
|-------------------------------------|---|
| Games Led WKU in Scoring: | |
| 2011-12:..... | 1 |
| Career:..... | 1 |
| 10+ Scoring Games: | |
| 2011-12:..... | 4 |
| Career:..... | 4 |
| 20+ Scoring Games: | |
| 2011-12:..... | 0 |
| Career:..... | 0 |
| Double-Doubles: | |
| 2011-12:..... | 0 |
| Career:..... | 0 |
| Games Led WKU in Rebounding: | |
| 2011-12:..... | 0 |
| Career:..... | 0 |
| 10+ Rebounding Games: | |
| 2011-12:..... | 0 |
| Career:..... | 0 |
| Games Led WKU in Assists: | |
| 2011-12:..... | 4 |
| Career:..... | 4 |
| Games Led WKU in Blocks: | |
| 2011-12:..... | 0 |
| Career:..... | 0 |
| Games Led WKU in Steals: | |
| 2011-12:..... | 2 |
| Career:..... | 2 |

FRESHMAN (2011-12): Played in 20 games and made nine starts as a freshman in 2011-12 before season ended due to injury on January 21... Finished debut season averaging 5.5 points and 1.3 assists per game in 18.6 minutes per contest... Converted 21 of 58 three-point tries on the season (.362)... Played 21 minutes against Saint Joseph's in first career game on November 11, hitting a three-pointer, grabbing two rebounds and dishing out three assists... Had seven points and hit two three-pointers against Tennessee State on November 14... Made first-career start on November 17 against Tulsa in the 2011 DirectTV Charleston Classic, playing 29 minutes and scoring seven points... Had 15 points on 6-of-8 shooting versus LSU the next day... Scored 13 points and had four steals and three assists against VCU in the third game of the Charleston Classic, helping him to a team-best 11.7 point-per game scoring average in the three games in Charleston... Played 37 minutes against Southeastern Louisiana on November 26... Hit at least one three-pointer in first seven games of the season before going 0-for-3 against Murray State... Scored eight of the final 14 Hilltopper points in the final minute of regulation and in overtime at ULM on December 29, making four clutch free throws in overtime to help seal the win... Tore left ACL at the end of the first half against UALR on January 21.

HIGH SCHOOL: Played at prestigious Findlay Prep in Henderson, Nev., and earned two letters... Averaged seven points and three assists per game as a senior at Findlay Prep... Shot 45 percent from three-point range in 2010-11... Team finished the season with a 28-4 record and fell just short of its third-straight national championship... Hit a game-winning shot at the buzzer to defeat Bishop Gorman in double overtime in the state tournament during senior season... Before attending Findlay Prep, played two high school years in native Turkey... Turkish team won the high school championship once and finished third once... Led team in points and assists both seasons... Played on the same AAU team as fellow Hilltopper Derrick Gordon... Inked with WKU during the regular signing period... Rated as a two-star recruit by Rivals.com.

MISCELLANEOUS: Majoring in sport management... Born in Bakirkoy, Istanbul, Turkey... Member of the Turkish National Team, which

twice finished third in the European Championship... Selected WKU over scholarship offers from Utah State, TCU, Central Michigan, Northern Illinois, Creighton and Sam Houston State.

HILLTOPPERS TO WEAR NUMBER 1:

- Sergio Kerusch (2009-11)
- Desire Gabou (2007-08)
- Golden Ingle (2001)
- Filip Videnov (2000)

KASPAR'S 2011-12 STATISTICS

| OPPONENT | FG-A | 3FG-A | FT-A | R | PF | TP | A | T | B | S | MIN. |
|--------------------------|------|-------|------|---|----|----|---|---|---|---|------|
| Saint Joseph's..... | 1-2 | 1-1 | 0-0 | 2 | 2 | 3 | 3 | 1 | 0 | 0 | 21 |
| Tennessee St..... | 2-5 | 2-4 | 1-2 | 1 | 1 | 7 | 0 | 2 | 0 | 0 | 17 |
| vs. Tulsa..... | 3-6 | 1-3 | 0-0 | 3 | 2 | 7 | 2 | 1 | 0 | 0 | 29 |
| vs. LSU..... | 6-8 | 3-5 | 0-1 | 2 | 2 | 15 | 0 | 0 | 0 | 1 | 25 |
| vs. VCU..... | 4-7 | 3-5 | 2-2 | 3 | 3 | 13 | 3 | 5 | 0 | 4 | 32 |
| VCU..... | 2-5 | 1-3 | 1-2 | 4 | 2 | 6 | 3 | 6 | 0 | 0 | 28 |
| SE Louisiana..... | 3-9 | 2-7 | 2-3 | 3 | 1 | 10 | 3 | 4 | 0 | 0 | 37 |
| Murray State..... | 1-4 | 0-3 | 4-4 | 3 | 3 | 6 | 2 | 0 | 0 | 0 | 22 |
| BG State..... | 2-7 | 1-4 | 0-0 | 5 | 2 | 5 | 0 | 2 | 0 | 1 | 20 |
| at Southern Ill..... | 0-3 | 0-1 | 0-0 | 0 | 0 | 0 | 0 | 1 | 0 | 1 | 9 |
| at IUPUI..... | 2-4 | 1-2 | 0-0 | 2 | 3 | 5 | 2 | 2 | 0 | 0 | 19 |
| Furman..... | 0-2 | 0-2 | 0-0 | 1 | 0 | 0 | 0 | 0 | 0 | 0 | 11 |
| at #4 Louisville..... | 2-3 | 2-3 | 0-0 | 0 | 1 | 6 | 1 | 1 | 0 | 0 | 12 |
| at ULM..... | 2-5 | 1-2 | 6-7 | 3 | 0 | 11 | 0 | 0 | 0 | 2 | 22 |
| FIU..... | 1-3 | 0-2 | 0-0 | 1 | 1 | 2 | 1 | 0 | 0 | 0 | 10 |
| La-Lafayette..... | 0-5 | 0-2 | 0-0 | 1 | 1 | 0 | 1 | 0 | 0 | 1 | 6 |
| Troy..... | 2-5 | 2-4 | 0-0 | 1 | 0 | 6 | 1 | 0 | 0 | 1 | 16 |
| at North Texas..... | 0-3 | 0-2 | 0-0 | 1 | 0 | 0 | 0 | 0 | 0 | 0 | 10 |
| at Denver..... | 1-5 | 0-0 | 3-3 | 0 | 0 | 5 | 2 | 0 | 0 | 1 | 17 |
| UALR..... | 1-3 | 1-3 | 0-0 | 2 | 0 | 3 | 2 | 0 | 0 | 0 | 8 |
| at Florida Atlantic..... | | | | | | | | | | | DNP |
| at FIU..... | | | | | | | | | | | DNP |
| South Alabama..... | | | | | | | | | | | DNP |
| at Middle Tenn..... | | | | | | | | | | | DNP |
| at Troy..... | | | | | | | | | | | DNP |
| Florida Atlantic..... | | | | | | | | | | | DNP |
| at South Alabama..... | | | | | | | | | | | DNP |
| Arkansas State..... | | | | | | | | | | | DNP |
| Middle Tennessee..... | | | | | | | | | | | DNP |
| vs. FIU..... | | | | | | | | | | | DNP |
| vs. UALR..... | | | | | | | | | | | DNP |
| vs. Denver..... | | | | | | | | | | | DNP |
| vs. North Texas..... | | | | | | | | | | | DNP |
| vs. Miss. Valley St..... | | | | | | | | | | | DNP |
| vs. #1 Kentucky..... | | | | | | | | | | | DNP |

KASPAR'S CAREER STATISTICS

| SEASON | GP-GS | MIN/AVG | TOTAL FG-FGA/PCT | 3-POINT FG-FGA/PCT | F-THROWS FT-FTA/PCT | REBS TOT/AVG | AST | TO | BLK | STL | PTS AVG |
|--------------|-------------|-----------------|-------------------|--------------------|---------------------|---------------|-----------|-----------|----------|-----------|------------|
| 2011-12 | 20-9 | 371/18.6 | 35-94/.372 | 21-58/.362 | 19-24/.792 | 38/1.9 | 26 | 25 | 0 | 12 | 5.5 |
| TOTAL | 20-9 | 371/18.6 | 35-94/.372 | 21-58/.362 | 19-24/.792 | 38/1.9 | 26 | 25 | 0 | 12 | 5.5 |

KASPAR'S CAREER SUN BELT CONFERENCE STATISTICS

| SEASON | GP-GS | MIN/AVG | TOTAL FG-FGA/PCT | 3-POINT FG-FGA/PCT | F-THROWS FT-FTA/PCT | REBS TOT/AVG | AST | TO | BLK | STL | PTS AVG |
|--------------|------------|----------------|------------------|--------------------|---------------------|--------------|----------|----------|----------|----------|------------|
| 2011-12 | 7-0 | 89/12.7 | 7-29/.241 | 4-15/.267 | 9-10/.900 | 9/1.3 | 7 | 0 | 0 | 5 | 3.9 |
| TOTAL | 7-0 | 89/12.7 | 7-29/.241 | 4-15/.267 | 9-10/.900 | 9/1.3 | 7 | 0 | 0 | 5 | 3.9 |

2012-13 HILLTOPPERS



#52 T.J. PRICE

SOPHOMORE • G • 6-4 • 208
SLIDELL, LA. (SALMEN HS)

PRICE'S CAREER HIGHS

| | |
|---|----|
| Points:..... | 21 |
| vs. #1 Kentucky, 03/15/12 | |
| Rebounds:..... | 8 |
| vs. 2 opp. (last vs. MVSU, 03/15/12) | |
| Field Goals:..... | 6 |
| vs. 2 opp. (last vs. #1 Kentucky, 03/15/12) | |
| Field Goal Attempts:..... | 12 |
| at IUPUI, 12/10/11 | |
| 3-Point Field Goals:..... | 4 |
| vs. 2 opp. (last at Troy, 02/11/12) | |
| 3-Point Field Goal Attempts:..... | 10 |
| vs. Furman, 12/17/11 | |
| Free Throws:..... | 6 |
| vs. #1 Kentucky, 03/15/12 | |
| Free Throw Attempts:..... | 8 |
| at ULM, 12/29/11 | |
| Assists:..... | 7 |
| at ULM, 12/29/11 | |
| Blocked Shots:..... | 3 |
| vs. Denver, 03/05/12 | |
| Steals:..... | 3 |
| vs. 3 opp. (last vs. MVSU, 03/15/12) | |
| Minutes Played:..... | 38 |
| vs. Furman, 12/17/11 | |

MISCELLANEOUS STATS

| | |
|-------------------------------------|----|
| Games Led WKU in Scoring: | |
| 2011-12:..... | 8 |
| Career:..... | 8 |
| 10+ Scoring Games: | |
| 2011-12:..... | 11 |
| Career:..... | 11 |
| 20+ Scoring Games: | |
| 2011-12:..... | 1 |
| Career:..... | 1 |
| Double-Doubles: | |
| 2011-12:..... | 0 |
| Career:..... | 0 |
| Games Led WKU in Rebounding: | |
| 2011-12:..... | 2 |
| Career:..... | 2 |
| 10+ Rebounding Games: | |
| 2011-12:..... | 0 |
| Career:..... | 0 |
| Games Led WKU in Assists: | |
| 2011-12:..... | 7 |
| Career:..... | 7 |
| Games Led WKU in Blocks: | |
| 2011-12:..... | 4 |
| Career:..... | 4 |
| Games Led WKU in Steals: | |
| 2011-12:..... | 10 |
| Career:..... | 10 |

FRESHMAN (2011-12): Appeared in 30 games as a freshman in 2011-12 and made 20 starts, and ended the season second on the team with an averaging 27.9 minutes played per contest... Contributed 9.0 points and 4.3 rebounds per game... Rebound total was good for third on the team... Converted three-pointers at a .356 clip (52-of-146)... Scored 270 total points, the ninth-most by a freshman in a season in WKU history... Had 11 double-figure scoring games... Scored career-high 21 points in breakout game against top-seeded Kentucky in second round of NCAA Tournament in Louisville, Ky... Exploded for 17 points and hit four three-pointers in debut in the red and white against VCU on November 20, logging a team-high 32 minutes in that game... Had three assists against Murray State on December 1... Scored 19 points off the bench at IUPUI on December 10, making three three-pointers and four free throws, to go along with three assists... Played a career-high 38 minutes against Furman on December 17 and had four assists and four rebounds... Had seven assists compared to just one turnover at ULM on December 29 in a game played approximately 275 miles from hometown of Slidell, La., becoming the first Hilltopper to have seven assists in the freshman campaign since Jamal Crook had seven against South Alabama on February 18, 2010... Grabbed seven rebounds against FIU on December 31... Grabbed a career-best eight rebounds on January 12 at North Texas... Led WKU with 12 points in 32 minutes off the bench at Denver on January 15, shooting 5-for-9 from the field and adding six rebounds and three assists... Had 11 points, seven rebounds, two assists and two steals in 31 minutes at FIU on January 28... Recorded third-straight double-figure scoring game at Middle Tennessee, pouring in 14 points on 4-of-11 shooting and adding seven rebounds and three assists... Ripped off 17 points at Troy on February 11, thanks in part to four three-pointers... Made the game-winning three-pointer with two seconds left against Arkansas State on February 23... Scored 13 points and had seven rebounds against Middle Tennessee on February 25.

HIGH SCHOOL: Played high school basketball at Salmen High School in Slidell, La... Was named the Louisiana Class 4A Player of the Year after senior season of 2010-11... Helped Salmen High School to the number-two ranking in the state and the semifinals of the Class 4A state tourna-

ment by averaging 17.6 points, 7.0 rebounds and 3.2 assists per game as a senior... Salmen High School finished the 2010-11 season with a 32-4 record... Member of the Spartans' Louisiana Class 4A state championship teams as a sophomore in 2009 and a junior in 2010... Earned both District 9 Player of the Year and all-state recognition after junior and senior campaigns... Also a standout football defensive end... Signed with WKU during the regular signing period.

MISCELLANEOUS: Majoring in sport management... Selected WKU over offers from Louisiana Tech, LSU and Tulane.

HILLTOPPERS TO WEAR NUMBER 52:
None previously

PRICE'S 2011-12 STATISTICS

| OPPONENT | FG-A | 3FG-A | FT-A | R | PF | TP | A | T | B | S | MIN. |
|------------------------------|------|-------|------|---|----|----|---|---|---|---|------|
| Saint Joseph's..... | | | | | | | | | | | DNP |
| Tennessee St..... | | | | | | | | | | | DNP |
| vs. Tulsa..... | | | | | | | | | | | DNP |
| vs. LSU..... | | | | | | | | | | | DNP |
| vs. VCU.....5-11 | 4-6 | | 3-5 | 4 | 3 | 17 | 1 | 4 | 0 | 0 | 32 |
| VCU.....2-5 | 1-4 | | 1-2 | 2 | 2 | 6 | 1 | 4 | 1 | 1 | 19 |
| SE Louisiana..... | | | | | | | | | | | DNP |
| Murray State.....1-6 | 1-3 | | 1-2 | 3 | 4 | 4 | 3 | 2 | 0 | 0 | 24 |
| BG State.....0-5 | 0-2 | | 5-5 | 3 | 2 | 5 | 0 | 2 | 0 | 0 | 28 |
| at Southern Ill.....3-7 | 2-3 | | 0-3 | 2 | 1 | 8 | 2 | 4 | 0 | 1 | 31 |
| at IUPUI.....6-12 | 3-6 | | 4-4 | 3 | 3 | 19 | 3 | 3 | 0 | 0 | 26 |
| Furman.....3-11 | 3-10 | | 0-0 | 4 | 3 | 9 | 4 | 2 | 0 | 0 | 38 |
| at #4 Louisville.....2-7 | 1-5 | | 1-2 | 2 | 4 | 6 | 2 | 2 | 0 | 1 | 28 |
| at ULM.....3-9 | 0-4 | | 3-8 | 6 | 3 | 9 | 7 | 1 | 0 | 0 | 37 |
| FIU.....1-9 | 1-8 | | 2-2 | 7 | 4 | 5 | 2 | 4 | 0 | 0 | 29 |
| La.-Lafayette.....1-6 | 0-2 | | 2-2 | 3 | 2 | 4 | 1 | 0 | 0 | 1 | 31 |
| Troy.....3-8 | 2-7 | | 0-0 | 3 | 2 | 8 | 3 | 4 | 1 | 0 | 26 |
| at North Texas.....2-9 | 1-4 | | 0-0 | 8 | 2 | 5 | 1 | 2 | 1 | 1 | 28 |
| at Denver.....5-9 | 2-5 | | 0-0 | 6 | 2 | 12 | 3 | 0 | 0 | 0 | 32 |
| UALR.....1-6 | 0-4 | | 4-4 | 3 | 2 | 6 | 2 | 1 | 0 | 1 | 19 |
| at Florida Atlantic.....3-5 | 2-3 | | 0-2 | 1 | 2 | 8 | 0 | 0 | 0 | 1 | 20 |
| at FIU.....3-6 | 3-5 | | 2-3 | 7 | 4 | 11 | 2 | 5 | 0 | 2 | 31 |
| South Alabama.....4-5 | 3-4 | | 0-1 | 3 | 4 | 11 | 2 | 1 | 0 | 3 | 12 |
| at Middle Tenn.....4-11 | 3-7 | | 3-3 | 7 | 4 | 14 | 3 | 2 | 0 | 2 | 36 |
| at Troy.....5-10 | 4-8 | | 3-4 | 5 | 5 | 17 | 1 | 2 | 0 | 2 | 36 |
| Florida Atlantic.....1-4 | 1-2 | | 0-0 | 4 | 2 | 3 | 1 | 5 | 1 | 3 | 32 |
| at South Alabama.....2-11 | 0-6 | | 0-0 | 5 | 4 | 4 | 3 | 3 | 0 | 2 | 24 |
| Arkansas State.....2-6 | 2-6 | | 0-0 | 2 | 1 | 6 | 2 | 3 | 0 | 0 | 29 |
| Middle Tennessee.....4-7 | 2-5 | | 3-3 | 7 | 3 | 13 | 0 | 1 | 0 | 2 | 29 |
| vs. FIU.....3-7 | 3-6 | | 2-2 | 5 | 3 | 11 | 1 | 3 | 0 | 0 | 18 |
| vs. UALR.....1-4 | 1-3 | | 2-2 | 5 | 2 | 5 | 0 | 1 | 0 | 1 | 17 |
| vs. Denver.....2-4 | 2-3 | | 0-0 | 3 | 2 | 6 | 1 | 2 | 3 | 0 | 30 |
| vs. North Texas.....2-7 | 2-3 | | 0-1 | 4 | 2 | 6 | 2 | 3 | 0 | 0 | 32 |
| vs. Miss. Valley St.....3-11 | 0-5 | | 5-5 | 8 | 3 | 11 | 1 | 2 | 0 | 3 | 29 |
| vs. #1 Kentucky.....6-11 | 3-7 | | 6-7 | 4 | 5 | 21 | 0 | 0 | 0 | 0 | 33 |

PRICE'S CAREER STATISTICS

| SEASON | GP-GS | MIN/AVG | TOTAL FG-FGA/PCT | 3-POINT FG-FGA/PCT | F-THROWS FT-FTA/PCT | REBS TOT/AVG | AST | TO | BLK | STL | PTS AVG |
|--------------|--------------|-----------------|-------------------|--------------------|---------------------|----------------|-----------|-----------|----------|-----------|------------|
| 2011-12 | 30-20 | 836/27.9 | 83-229/362 | 52-146/356 | 52-72/722 | 129/4.3 | 54 | 68 | 7 | 27 | 9.0 |
| TOTAL | 30-20 | 836/27.9 | 83-229/362 | 52-146/356 | 52-72/722 | 129/4.3 | 54 | 68 | 7 | 27 | 9.0 |

PRICE'S CAREER SUN BELT CONFERENCE STATISTICS

| SEASON | GP-GS | MIN/AVG | TOTAL FG-FGA/PCT | 3-POINT FG-FGA/PCT | F-THROWS FT-FTA/PCT | REBS TOT/AVG | AST | TO | BLK | STL | PTS AVG |
|--------------|--------------|-----------------|-------------------|--------------------|---------------------|---------------|-----------|-----------|----------|-----------|------------|
| 2011-12 | 16-10 | 451/28.2 | 44-121/364 | 26-80/325 | 22-32/688 | 77/4.8 | 33 | 34 | 3 | 20 | 8.5 |
| TOTAL | 16-10 | 451/28.2 | 44-121/364 | 26-80/325 | 22-32/688 | 77/4.8 | 33 | 34 | 3 | 20 | 8.5 |

#11 SPENCE SHELDON

SOPHOMORE • G • 5-11 • 165
BOWLING GREEN, KY. (IMG ACADEMY)



SHELDON'S CAREER HIGHS

Points: 0

Rebounds: 1

vs. VCU, 11/23/11

Field Goals: 0

Field Goal Attempts: 0

3-Point Field Goals: 0

3-Point Field Goal Attempts: 0

Free Throws: 0

Free Throw Attempts: 0

Assists: 0

Blocked Shots: 0

Steals: 0

Minutes Played: 2

vs. VCU, 11/23/11

MISCELLANEOUS STATS

Games Led WKU in Scoring:

2011-12: 0

Career: 0

10+ Scoring Games:

2011-12: 0

Career: 0

20+ Scoring Games:

2011-12: 0

Career: 0

Double-Doubles:

2011-12: 0

Career: 0

Games Led WKU in Rebounding:

2011-12: 0

Career: 0

10+ Rebounding Games:

2011-12: 0

Career: 0

Games Led WKU in Assists:

2011-12: 0

Career: 0

Games Led WKU in Blocks:

2011-12: 0

Career: 0

Games Led WKU in Steals:

2011-12: 0

Career: 0

FRESHMAN (2011-12): Played in seven games as a freshman in 2011-12... Saw action for the first time in the season opener against Saint Joseph's on November 11... Grabbed a rebound against VCU on November 23.

HIGH SCHOOL: Finished high school career at IMG Academy in Bradenton, Fla., after starting prep career at Warren Central High School in hometown of Bowling Green... Averaged 12 points and six assists per game in lone season at IMG Academy... Scored 37 points and dished out seven assists in breakthrough game... Contributed 1.7 points as a junior at Warren Central High School in 2009-10 before injury shorted season... High school teammate of fellow WKU freshman George Fant.

MISCELLANEOUS: Major is undeclared as of the start of the 2012-13 academic year.

HILLTOPPERS TO WEAR NUMBER 11:

- Dejan Cvoro (2009)
- Danny Rumph (2003-05)
- Raynardo Curry (2000-02)
- Joe Harney (1996-99)
- Mark Bell (1992)
- Durey Cadwell (1988-89)
- Kurk Lee (1986-87)
- Lamont Coffey (1985)
- Ken Hatcher (1981-84)
- Bill Bryant (1980)
- Steve Ashby (1976-78)
- Ed Gampfer (1973-75)
- Gary Raymond (1972)
- Jim Rose (1969-71)
- Charles Selvy (1968)
- Mike Kitchens (1965-66)
- Bobby Moore (1962-63)
- Brentley Bernard (1960-61)
- Ronnie Sutton (1959)
- Owen Lawson (1956-58)
- Dencel Miller (1954-55)
- Tom Schutz (1953)
- Gene Rhodes (1949-52)
- Dee Gibson (1943, 1947-48)

SHELDON'S 2011-12 STATISTICS

| OPPONENT | FG-A | 3FG-A | FT-A | R | PF | TP | A | B | S | MIN. |
|--------------------------|------|-------|------|---|----|----|---|---|---|------|
| Saint Joseph's..... | 0-0 | 0-0 | 0-0 | 0 | 0 | 0 | 0 | 0 | 0 | 0+ |
| Tennessee St..... | | | | | | | | | | DNP |
| vs. Tulsa..... | | | | | | | | | | DNP |
| vs. LSU..... | 0-0 | 0-0 | 0-0 | 0 | 0 | 0 | 0 | 0 | 0 | 1 |
| vs. VCU..... | | | | | | | | | | DNP |
| VCU..... | 0-0 | 0-0 | 0-0 | 1 | 0 | 0 | 0 | 0 | 0 | 2 |
| SE Louisiana..... | | | | | | | | | | DNP |
| Murray State..... | | | | | | | | | | DNP |
| BG State..... | | | | | | | | | | DNP |
| at Southern Ill..... | | | | | | | | | | DNP |
| at IUPUI..... | | | | | | | | | | DNP |
| Furman..... | | | | | | | | | | DNP |
| at #4 Louisville..... | 0-0 | 0-0 | 0-0 | 0 | 0 | 0 | 0 | 0 | 0 | 0+ |
| at ULM..... | | | | | | | | | | DNP |
| FIU..... | | | | | | | | | | DNP |
| La.-Lafayette..... | | | | | | | | | | DNP |
| Troy..... | | | | | | | | | | DNP |
| at North Texas..... | | | | | | | | | | DNP |
| at Denver..... | | | | | | | | | | DNP |
| UALR..... | | | | | | | | | | DNP |
| at Florida Atlantic..... | | | | | | | | | | DNP |
| at FIU..... | 0-0 | 0-0 | 0-0 | 0 | 0 | 0 | 0 | 0 | 0 | 0+ |
| South Alabama..... | 0-0 | 0-0 | 0-0 | 0 | 0 | 0 | 0 | 0 | 0 | 0+ |
| at Middle Tenn..... | | | | | | | | | | DNP |
| at Troy..... | | | | | | | | | | DNP |
| Florida Atlantic..... | | | | | | | | | | DNP |
| at South Alabama..... | | | | | | | | | | DNP |
| Arkansas State..... | | | | | | | | | | DNP |
| Middle Tennessee..... | | | | | | | | | | DNP |
| vs. FIU..... | | | | | | | | | | DNP |
| vs. UALR..... | | | | | | | | | | DNP |
| vs. Denver..... | | | | | | | | | | DNP |
| vs. North Texas..... | | | | | | | | | | DNP |
| vs. Miss. Valley St..... | | | | | | | | | | DNP |
| vs. #1 Kentucky..... | 0-0 | 0-0 | 0-0 | 0 | 0 | 0 | 0 | 0 | 0 | 0+ |

SHELDON'S CAREER STATISTICS

| SEASON | GP-GS | MIN/AVG | TOTAL | | | 3-POINT | | F-THROWS | | REBS | | PTS | | | |
|---------|-------|---------|------------|------------|------------|------------|---------|----------|----|------|-----|-----|-----|-----|--|
| | | | FG-FGA/PCT | FG-FGA/PCT | FT-FTA/PCT | FT-FTA/PCT | TOT/AVG | AST | TO | BLK | STL | AVG | | | |
| 2011-12 | 7-0 | 3/0.4 | 0-0/0.000 | 0-0/0.000 | 0-0/0.000 | 1/0.1 | 0 | 0 | 0 | 0 | 0 | 0 | 0 | 0.0 | |
| TOTAL | 7-0 | 3/0.4 | 0-0/0.000 | 0-0/0.000 | 0-0/0.000 | 1/0.1 | 0 | 0 | 0 | 0 | 0 | 0 | 0.0 | | |

SHELDON'S CAREER SUN BELT CONFERENCE STATISTICS

| SEASON | GP-GS | MIN/AVG | TOTAL | | | 3-POINT | | F-THROWS | | REBS | | PTS | | | |
|---------|-------|---------|------------|------------|------------|------------|---------|----------|----|------|-----|-----|-----|--|--|
| | | | FG-FGA/PCT | FG-FGA/PCT | FT-FTA/PCT | FT-FTA/PCT | TOT/AVG | AST | TO | BLK | STL | AVG | | | |
| 2011-12 | 2-0 | 0/0.0 | 0-0/0.000 | 0-0/0.000 | 0-0/0.000 | 0/0.0 | 0 | 0 | 0 | 0 | 0 | 0 | 0.0 | | |
| TOTAL | 2-0 | 0/0.0 | 0-0/0.000 | 0-0/0.000 | 0-0/0.000 | 0/0.0 | 0 | 0 | 0 | 0 | 0 | 0 | 0.0 | | |

2012-13 HILLTOPPERS



SNIPES' CAREER HIGHS

| | |
|--|----|
| Points: | 13 |
| vs. LSU, 11/18/11 | |
| Rebounds: | 8 |
| vs. 3 opp. (last vs. FIU, 12/31/11) | |
| Field Goals: | 5 |
| at Troy, 02/11/12 | |
| Field Goal Attempts: | 13 |
| vs. Tulsa, 11/17/11 | |
| 3-Point Field Goals: | 2 |
| vs. 2 opp. (last at #4 UofL, 12/23/11) | |
| 3-Point Field Goal Attempts: | 8 |
| vs. Tulsa, 11/17/11 | |
| Free Throws: | 6 |
| vs. LSU, 11/18/11 | |
| Free Throw Attempts: | 6 |
| vs. LSU, 11/18/11 | |
| Assists: | 3 |
| vs. Southeastern Louisiana, 11/26/11 | |
| Blocked Shots: | 2 |
| vs. 2 opp. (last at USA, 02/18/12) | |
| Steals: | 3 |
| vs. Southeastern Louisiana, 11/26/11 | |
| Minutes Played: | 35 |
| vs. Saint Joseph's, 11/11/11 | |

MISCELLANEOUS STATS

| | |
|-------------------------------------|---|
| Games Led WKU in Scoring: | |
| 2011-12: | 0 |
| Career: | 0 |
| 10+ Scoring Games: | |
| 2011-12: | 4 |
| Career: | 4 |
| 20+ Scoring Games: | |
| 2011-12: | 0 |
| Career: | 0 |
| Double-Doubles: | |
| 2011-12: | 0 |
| Career: | 0 |
| Games Led WKU in Rebounding: | |
| 2011-12: | 2 |
| Career: | 2 |
| 10+ Rebounding Games: | |
| 2011-12: | 0 |
| Career: | 0 |
| Games Led WKU in Assists: | |
| 2011-12: | 1 |
| Career: | 1 |
| Games Led WKU in Blocks: | |
| 2011-12: | 5 |
| Career: | 5 |
| Games Led WKU in Steals: | |
| 2011-12: | 5 |
| Career: | 5 |

#21 NIGEL SNIPES

SOPHOMORE • F • 6-6 • 210
MARIETTA, GA. (WHEELER HS)

FRESHMAN (2011-12): Appeared in 32 games in rookie season and played nearly 16 minutes per contest... Contributed 3.7 points and 2.3 rebounds per game... Led team with 83.9 percent success from the charity stripe (26-for-31)... Topped the stat sheet in a game in blocks and steals five times each... Started first-career game on November 11 against Saint Joseph's and played a team-high 35 minutes, scoring six points and grabbing eight rebounds... Had first-career 10-point game against Tulsa in 2011 DirecTV Charleston Classic on November 17... Turned in second 10-point game of the Charleston Classic with 13 against LSU, thanks in part to going 6-for-6 from the free throw line... Filled the stat sheet in a start against Southeastern Louisiana on November 26, scoring seven points, grabbing eight rebounds, dishing out three assists and having three steals... Made 4-of-8 shots en route to 10 points in 25 minutes off the bench at Denver on January 15... Had 12 points off the bench at Troy on February 11 on 5-of-6 shooting.

HIGH SCHOOL: Finished high school career at Wheeler High School in Marietta, Ga., after playing three years as Paideia High School in Atlanta... Lettered and started all four years of high school... Helped Wheeler High School to a berth in the quarterfinals of the Georgia Class AAAAA State Tournament in 2010-11... Scored 19 points in the win to advance to the quarterfinals... Averaged 18.8 points and 8.3 rebounds per game as a junior in 2009-10 and was named all-state and all-region as a senior... Was the Atlanta Class 1A Player of the Year as a junior at Paideia High School and played in the Atlanta North-South All-Star Game... Advanced to the Sweet 16 in both 2008-09 and 2009-10 at Paideia High School... Set Paideia High School record with 41-point performance... Single-game high rebound total was 19... Signed with WKU during the early signing period... Rated as a three-star recruit by Rivals.com.

MISCELLANEOUS: Majoring in business... Enjoys playing chess... Selected WKU over offers from West Virginia, Morehead State, UALR, FIU and others.

HILLTOPPERS TO WEAR NUMBER 21:

- Boris Siakam (2005-08)
- Elgrace Wilborn (2004)
- Chris Marcus (2002)

- Darrin Horn (1992-95)
- Dave McConico (1977)
- Steve Ashby (1975)
- Dave Ramey (1974)
- Dennis Fox (1971)
- Ken Michaels (1969-70)
- Butch Kaufman (1966-68)
- Billy Warren (1965)
- Tom Milton (1963)
- Danny Day (1961)
- Denny Wedge (1958)
- Dean Day (1957)
- Jerry Nall (1956)
- Tom Benbrook (1955)
- Bobby McGuire (1951)
- Charley Parsley (1947-49)
- Ben Gurtner (1946)

SNIPES' 2011-12 STATISTICS


| OPPONENT | FG-A | 3FG-A | FT-A | R | PF | TP | A | T | B | S | MIN. |
|--------------------------|------|-------|------|---|----|----|---|---|---|---|------|
| Saint Joseph's... | 3-10 | 0-1 | 0-0 | 8 | 3 | 6 | 0 | 6 | 1 | 1 | 35 |
| Tennessee St..... | 1-4 | 0-1 | 1-2 | 4 | 4 | 3 | 0 | 1 | 1 | 0 | 25 |
| vs. Tulsa..... | 4-13 | 2-8 | 0-0 | 1 | 2 | 10 | 2 | 3 | 0 | 0 | 27 |
| vs. LSU..... | 3-8 | 1-4 | 6-6 | 1 | 4 | 13 | 0 | 1 | 0 | 0 | 27 |
| vs. VCU..... | 2-5 | 1-3 | 0-0 | 0 | 3 | 5 | 0 | 1 | 0 | 0 | 17 |
| VCU..... | 1-2 | 1-1 | 0-0 | 0 | 0 | 0 | 3 | 0 | 1 | 0 | 12 |
| SE Louisiana..... | 3-9 | 0-1 | 1-2 | 8 | 1 | 7 | 3 | 3 | 0 | 3 | 34 |
| Murray State..... | | | | | | | | | | | DNP |
| BG State..... | 1-2 | 0-1 | 0-0 | 2 | 1 | 2 | 1 | 1 | 0 | 0 | 18 |
| at Southern Ill..... | 1-1 | 0-0 | 1-2 | 1 | 2 | 3 | 0 | 1 | 0 | 0 | 9 |
| at IUPUI..... | 2-4 | 0-0 | 2-2 | 4 | 4 | 6 | 0 | 1 | 0 | 1 | 14 |
| Furman..... | 3-7 | 0-1 | 0-0 | 1 | 5 | 6 | 1 | 3 | 0 | 2 | 27 |
| at #4 Louisville..... | 2-3 | 2-3 | 0-0 | 3 | 5 | 6 | 0 | 1 | 0 | 1 | 17 |
| at ULM..... | 1-3 | 1-2 | 2-2 | 2 | 4 | 5 | 0 | 1 | 0 | 0 | 13 |
| FIU..... | 2-6 | 1-1 | 4-4 | 8 | 3 | 9 | 2 | 2 | 0 | 0 | 22 |
| La.-Lafayette..... | 0-1 | 0-1 | 0-0 | 3 | 4 | 0 | 0 | 0 | 0 | 0 | 16 |
| Troy..... | 0-1 | 0-1 | 0-0 | 1 | 2 | 0 | 1 | 0 | 0 | 0 | 14 |
| at North Texas..... | 0-1 | 0-1 | 0-0 | 1 | 0 | 0 | 0 | 1 | 0 | 1 | 4 |
| at Denver..... | 4-8 | 0-1 | 2-2 | 5 | 0 | 10 | 0 | 0 | 2 | 1 | 25 |
| UALR..... | 0-0 | 0-0 | 0-0 | 0 | 1 | 0 | 0 | 1 | 1 | 0 | 6 |
| at Florida Atlantic..... | 0-2 | 0-1 | 2-2 | 3 | 2 | 0 | 0 | 0 | 0 | 0 | 14 |
| at FIU..... | 0-1 | 0-1 | 0-0 | 1 | 4 | 0 | 1 | 0 | 0 | 0 | 6 |
| South Alabama..... | 1-3 | 0-1 | 0-0 | 2 | 2 | 2 | 1 | 0 | 0 | 1 | 19 |
| at Middle Tenn..... | 1-2 | 0-1 | 0-0 | 4 | 5 | 2 | 0 | 1 | 0 | 0 | 13 |
| at Troy..... | 5-6 | 0-0 | 2-3 | 1 | 4 | 12 | 1 | 2 | 0 | 0 | 25 |
| Florida Atlantic..... | 0-0 | 0-0 | 0-0 | 2 | 0 | 0 | 0 | 0 | 0 | 0 | 13 |
| at South Alabama..... | 0-2 | 0-1 | 0-0 | 3 | 0 | 0 | 0 | 3 | 2 | 0 | 14 |
| Arkansas State..... | 0-1 | 0-1 | 0-0 | 0 | 1 | 0 | 0 | 1 | 0 | 0 | 13 |
| Middle Tennessee..... | 0-2 | 0-1 | 2-2 | 1 | 2 | 0 | 0 | 0 | 1 | 0 | 8 |
| vs. FIU..... | 0-0 | 0-0 | 0-0 | 0 | 2 | 0 | 0 | 0 | 0 | 0 | 4 |
| vs. UALR..... | 1-2 | 0-1 | 1-2 | 4 | 2 | 3 | 1 | 0 | 0 | 0 | 11 |
| vs. Denver..... | | | | | | | | | | | DNP |
| vs. North Texas..... | | | | | | | | | | | DNP |
| vs. Miss. Valley St..... | 1-1 | 0-0 | 0-0 | 0 | 0 | 2 | 0 | 0 | 0 | 0 | 3 |
| vs. #1 Kentucky..... | 0-0 | 0-0 | 0-0 | 1 | 0 | 0 | 0 | 1 | 0 | 1 | 4 |

SNIPES' CAREER STATISTICS

| SEASON | GP-GS | MIN/AVG | TOTAL FG-FGA/PCT | 3-POINT FG-FGA/PCT | F-THROWS FT-FTA/PCT | REBS TOT/AVG | AST | TO | BLK | STL | PTS AVG |
|--------------|-------------|-----------------|--------------------|--------------------|---------------------|---------------|-----------|-----------|----------|-----------|------------|
| 2011-12 | 32-5 | 509/15.9 | 42-110/.382 | 9-39/.231 | 26-31/.839 | 75/2.3 | 14 | 36 | 8 | 12 | 3.7 |
| TOTAL | 32-5 | 509/15.9 | 42-110/.382 | 9-39/.231 | 26-31/.839 | 75/2.3 | 14 | 36 | 8 | 12 | 3.7 |

SNIPES' CAREER SUN BELT CONFERENCE STATISTICS

| SEASON | GP-GS | MIN/AVG | TOTAL FG-FGA/PCT | 3-POINT FG-FGA/PCT | F-THROWS FT-FTA/PCT | REBS TOT/AVG | AST | TO | BLK | STL | PTS AVG |
|--------------|-------------|-----------------|-------------------|--------------------|---------------------|---------------|----------|-----------|----------|----------|------------|
| 2011-12 | 16-1 | 225/14.1 | 14-39/.359 | 2-14/.143 | 14-15/.933 | 37/2.3 | 6 | 12 | 6 | 3 | 2.8 |
| TOTAL | 16-1 | 225/14.1 | 14-39/.359 | 2-14/.143 | 14-15/.933 | 37/2.3 | 6 | 12 | 6 | 3 | 2.8 |



#12 BRANDON HARRIS

JUNIOR • G • 6-1 • 170
OKLAHOMA CITY, OKLA. (OTERO JC)

OTERO JUNIOR COLLEGE: Spent the 2011-12 season at Otero Junior College in La Junta, Colo... Helped the Rattlers to the NJCAA Tournament Elite Eight... Team finished the season with school-record 30 wins en route to its best national finish in program history... Averaged 10.5 points and six rebounds per game as a sophomore... Named to the Region IX All-Tournament Team after the post-season concluded... Signed with WKU during the regular signing period.

NORTHWEST OKLAHOMA STATE UNIVERSITY: Played one season at Northwest Oklahoma State University in 2010-11... Finished second on the team in assists and steals... Also ran cross country.

HIGH SCHOOL: Prepped at Northwest Classen High School in Oklahoma City, Okla... Lettered and started four seasons and also lettered in soccer, golf, cross country, baseball and football... Contributed 14.2 points and six assists per game as a senior... Earned first-team all-city and all-conference honors.

MISCELLANEOUS: Majoring in interdisciplinary studies with an emphasis in social and behavioral science... Enjoys singing and playing guitar.

HILLTOPPERS TO WEAR NUMBER 12:

Ken Brown (2011)
Jordan Swing (2010)
A'Darius Pegues (2008)
Chris Marcus (2003)
Nashon McPherson (1998-2001)
Brad Divine (1996-97)

Deon Jackson (1994-95)
Marty Stone (1993)
Rich Burns (1990-91)
Gary Gregory (1975-77)
Tony Stroud (1972-73)



#2 EDDIE ALCANTARA

FRESHMAN • F • 6-5 • 205
CHICAGO, ILL. (HALES FRANCISCAN HS)

HIGH SCHOOL: Started two seasons and earned two letters at Hales Franciscan High School in Chicago, Ill... Named a Chicago Tribune all-state special mention after averaging 23.4 points and 10.1 rebounds per game as a senior in 2011-12... Named all-conference... Was a member of Hales Franciscan's Illinois Class 2A state championship team as a junior in 2011... Averaged 15.5 points and 6.8 rebounds per game as a junior as team finished with a 27-4 record... Inked with WKU during the regular signing period... Rated as a three-star recruit by recruiting service Rivals.com.

MISCELLANEOUS: Major is undeclared as of the start of the 2012-13 academic year.

HILLTOPPERS TO WEAR NUMBER 2:

Juan Pattillo (2011)
Anthony Sally (2009)
Chris Marcus (2000-01)



#13 PERCY BLADE

FRESHMAN • G • 6-4 • 200
LOUISVILLE, KY. (EASTERN HS)

HIGH SCHOOL: Averaged 13.1 points, 5.6 rebounds and 2.3 assists per game as a senior at Eastern High School in Louisville in 2011-12... Also shot 53 percent from the floor... Played with the Kentucky All-Stars in the summer of 2011 and was invited to try out for the 2012 team... Named the top sleeper in the state by kyprehoops.com.

MISCELLANEOUS: Majoring in business... Had interest from Tennessee Tech, IUPUI, Iona and Tennessee-Martin.

HILLTOPPERS TO WEAR NUMBER 13:

Jameson Tipping (2010)
Filip Videnov (2001-03)
Greg Grady (1998)
Brad Divine (1995)
Kevin Willard (1994)
Joe Lightfoot (1991)



#20 ALEKSEJS ROSTOV

FRESHMAN • C • 6-10 • 225
RIGA, LATVIA (CANARIAS BASKETBALL ACADEMY)

HIGH SCHOOL: Played at Canarias Basketball Academy in Spain, one of the top prep schools in Europe... Helped the team to a strong showing in the 2012 National Prep Invitational Tournament in Rhode Island... Scored 14 points and added seven points and two blocks in 32 minutes in a contest against NIA Prep... Signed with WKU during the regular signing period.

MISCELLANEOUS: Major is undecided as of the start of the 2012-13 academic year... Lists greatest sports thrill as signing letter of intent to play at WKU... Played for Latvia in 2011 FIBA U19 World Championships and averaged 1.3 points and 2.0 rebounds in seven minutes per game, helping Latvia to 3-5 record in competition.

HILLTOPPERS TO WEAR NUMBER 20:

- | | | |
|---------------------------------|--------------------------|--------------------------|
| Orlando Mendez-Valdez (2006-09) | Roland Shelton (1987-90) | Steve Eaton (1970-72) |
| Jason Stonebraker (2005) | Billy Gordon (1983-86) | Johnny Russell (1967-69) |
| Jamaal Brown (2003-04) | Mike Reese (1979-81) | Bob Bantom (1966) |
| Carl Thomas (1995-96) | Johnny Britt (1973-76) | Hamilton Watkins (1965) |

2012-13 HILLTOPPERS

UALR

| PLAYER | GP-GS | MIN/AVG | TOTAL | | 3-POINT | | F-THROWS | | REBOUNDS | | | | PF | DQ | AST | TO | BLK | STL | SCORING | |
|-----------|-------|----------|--------|------|---------|------|----------|-------|----------|-----|-----|-----|----|----|-----|----|-----|-----|---------|------|
| | | | FG-FGA | PCT | FG-FGA | PCT | FT-FTA | PCT | OFF | DEF | TOT | AVG | | | | | | | PTS | AVG |
| Akamune | 2-0 | 16/8.0 | 1-2 | .500 | 0-0 | .000 | 0-2 | .000 | 1 | 2 | 3 | 1.5 | 2 | 0 | 0 | 2 | 1 | 0 | 2 | 1.0 |
| Akol | 3-2 | 45/15.0 | 7-18 | .389 | 1-11 | .000 | 0-0 | .000 | 7 | 6 | 13 | 4.3 | 7 | 0 | 2 | 1 | 3 | 0 | 15 | 5.0 |
| Crook | 4-4 | 108/27.0 | 13-25 | .520 | 1-4 | .250 | 2-7 | .286 | 2 | 14 | 16 | 4.0 | 9 | 0 | 16 | 6 | 1 | 4 | 29 | 7.3 |
| Dickerson | 2-1 | 44/22.0 | 6-12 | .500 | 6-11 | .545 | 5-6 | .833 | 1 | 3 | 4 | 2.0 | 3 | 0 | 1 | 5 | 0 | 1 | 23 | 11.5 |
| Drane | 1-0 | 2/2.0 | 1-11 | .000 | 0-0 | .000 | 0-0 | .000 | 0 | 0 | 0 | 0.0 | 0 | 0 | 0 | 0 | 0 | 0 | 2 | 2.0 |
| Fant | 2-1 | 59/29.5 | 6-17 | .353 | 0-0 | .000 | 13-22 | .591 | 5 | 5 | 10 | 5.0 | 2 | 0 | 1 | 4 | 5 | 2 | 25 | 12.5 |
| Kaspar | 1-0 | 8/8.0 | 1-3 | .333 | 1-3 | .333 | 0-0 | .000 | 0 | 2 | 2 | 2.0 | 0 | 0 | 2 | 0 | 0 | 0 | 3 | 3.0 |
| Price | 2-1 | 36/18.0 | 2-10 | .200 | 1-7 | .143 | 6-6 | 1.000 | 2 | 6 | 8 | 4.0 | 4 | 0 | 2 | 2 | 0 | 2 | 11 | 5.5 |
| Snipes | 2-1 | 17/8.5 | 1-2 | .500 | 0-1 | .000 | 1-2 | .500 | 1 | 3 | 4 | 2.0 | 3 | 0 | 1 | 1 | 1 | 0 | 3 | 1.5 |

ARKANSAS STATE

| PLAYER | GP-GS | MIN/AVG | TOTAL | | 3-POINT | | F-THROWS | | REBOUNDS | | | | PF | DQ | AST | TO | BLK | STL | SCORING | |
|-----------|-------|----------|--------|-------|---------|------|----------|-------|----------|-----|-----|-----|----|----|-----|----|-----|-----|---------|------|
| | | | FG-FGA | PCT | FG-FGA | PCT | FT-FTA | PCT | OFF | DEF | TOT | AVG | | | | | | | PTS | AVG |
| Akamune | 1-0 | 7/7.0 | 0-0 | .000 | 0-0 | .000 | 0-0 | .000 | 0 | 1 | 1 | 1.0 | 1 | 0 | 1 | 1 | 0 | 0 | 0 | 0.0 |
| Akol | 2-1 | 22/11.0 | 4-4 | 1.000 | 0-0 | .000 | 6-7 | .857 | 1 | 2 | 3 | 1.5 | 6 | 1 | 1 | 1 | 2 | 0 | 14 | 7.0 |
| Anyigbo | 1-0 | 2/2.0 | 0-1 | .000 | 0-0 | .000 | 0-0 | .000 | 0 | 0 | 0 | 0.0 | 0 | 0 | 0 | 0 | 0 | 0 | 0 | 0.0 |
| Crook | 4-2 | 56/14.0 | 5-13 | .385 | 0-1 | .000 | 3-4 | .750 | 0 | 6 | 6 | 1.5 | 8 | 0 | 7 | 5 | 1 | 3 | 13 | 3.3 |
| Dickerson | 4-1 | 104/26.0 | 6-16 | .375 | 4-7 | .571 | 0-1 | .000 | 2 | 3 | 5 | 1.3 | 8 | 0 | 0 | 1 | 0 | 2 | 16 | 4.0 |
| Fant | 1-1 | 31/31.0 | 8-9 | .889 | 0-0 | .000 | 3-3 | 1.000 | 1 | 3 | 4 | 4.0 | 5 | 1 | 2 | 1 | 3 | 2 | 19 | 19.0 |
| Price | 1-1 | 29/29.0 | 2-6 | .333 | 2-6 | .333 | 0-0 | .000 | 0 | 2 | 2 | 2.0 | 1 | 0 | 2 | 3 | 0 | 0 | 6 | 6.0 |
| Snipes | 1-0 | 13/13.0 | 0-1 | .000 | 0-1 | .000 | 0-0 | .000 | 0 | 0 | 0 | 0.0 | 1 | 0 | 0 | 1 | 0 | 0 | 0 | 0.0 |

FLORIDA ATLANTIC

| PLAYER | GP-GS | MIN/AVG | TOTAL | | 3-POINT | | F-THROWS | | REBOUNDS | | | | PF | DQ | AST | TO | BLK | STL | SCORING | |
|-----------|-------|----------|--------|------|---------|------|----------|-------|----------|-----|-----|-----|----|----|-----|----|-----|-----|---------|------|
| | | | FG-FGA | PCT | FG-FGA | PCT | FT-FTA | PCT | OFF | DEF | TOT | AVG | | | | | | | PTS | AVG |
| Akamune | 2-1 | 22/11.0 | 4-7 | .571 | 0-0 | .000 | 0-0 | .000 | 4 | 3 | 7 | 3.5 | 3 | 0 | 1 | 1 | 0 | 2 | 8 | 4.0 |
| Akol | 2-2 | 32/16.0 | 6-8 | .750 | 0-1 | .000 | 0-2 | .000 | 1 | 5 | 6 | 3.0 | 4 | 0 | 0 | 1 | 1 | 0 | 12 | 6.0 |
| Anyigbo | 1-0 | 4/4.0 | 0-0 | .000 | 0-0 | .000 | 0-0 | .000 | 0 | 1 | 1 | 1.0 | 0 | 0 | 0 | 0 | 0 | 1 | 0 | 0.0 |
| Crook | 6-3 | 131/21.8 | 9-39 | .231 | 0-0 | .000 | 8-11 | .727 | 2 | 8 | 10 | 1.7 | 10 | 0 | 19 | 9 | 2 | 6 | 26 | 4.3 |
| Dickerson | 4-4 | 110/27.5 | 8-16 | .500 | 6-13 | .462 | 0-0 | .000 | 0 | 6 | 6 | 1.5 | 13 | 1 | 6 | 4 | 1 | 0 | 22 | 5.5 |
| Drane | 1-0 | 2/2.0 | 0-0 | .000 | 0-0 | .000 | 0-0 | .000 | 0 | 0 | 0 | 0.0 | 0 | 0 | 0 | 0 | 0 | 0 | 0 | 0.0 |
| Fant | 2-1 | 56/28.0 | 10-19 | .526 | 0-1 | .000 | 13-17 | .765 | 9 | 8 | 17 | 8.5 | 4 | 0 | 1 | 4 | 1 | 0 | 33 | 16.5 |
| Price | 2-1 | 52/26.0 | 4-9 | .444 | 3-5 | .600 | 0-2 | .000 | 1 | 4 | 5 | 2.5 | 4 | 0 | 1 | 5 | 1 | 4 | 11 | 5.5 |
| Snipes | 2-0 | 27/13.5 | 0-2 | .000 | 0-1 | .000 | 2-2 | 1.000 | 0 | 5 | 5 | 2.5 | 2 | 0 | 0 | 0 | 0 | 0 | 2 | 1.0 |



2012-13 HILLTOPPER STAFF

| | |
|---|--------------|
| 2012-13 Coaching Staff | 32-36 |
| Head Coach Ray Harper..... | 32-33 |
| Assistant Coach Lawrence Brenneman..... | 34 |
| Assistant Coach David Boyden..... | 35 |
| Assistant Coach Phil Cunningham..... | 36 |
| 2012-13 Support Staff | 37-38 |





THE HARPER FILE

- **Born:**..... October 11, 1961, Bremen, Ky.
- **High School:**.....Bremen HS, 1980
- **HS Sports:**.....Basketball, guard, four letters (first-team all-state, two-time district PotY)
- **College:**.....Texas, 1981-82
- **College Sports:**..... Basketball, two letters (1981 Southwest Conf. Rookie of the Year)
- **College:**..... Ky. Wesleyan, 1983-85 (B.S.)
- **College Sports:**..... Basketball, two letters (1985 third-tm. All-American, 1985 all-conf.)
- **Coaching Experience:**
 VCU, graduate assistant, 1986
 Ky. Wesleyan, assistant coach, 1987-90
 Ky. Wesleyan, assoc. head coach, 1991-96
 Ky. Wesleyan, head coach, 1997-2005 (1999, 2001 NCAA Division II Nat'l Titles)
 Oklahoma City Univ., head coach, 2006-08 (2007, 2008 NAIA Division I Nat'l Titles)
 WKU, assistant coach, 2009-12
 WKU, interim head coach, 2012
 WKU, head coach, 2012-present

HEAD COACHING RECORD

| | |
|----------------------------------|----------------------|
| 1996-97: Kentucky Wesleyan..... | 21-8 |
| 1997-98: Kentucky Wesleyan..... | 30-3 ^ |
| 1998-99: Kentucky Wesleyan..... | 35-1 * |
| 1999-00: Kentucky Wesleyan..... | 31-3 ^ |
| 2000-01: Kentucky Wesleyan..... | 31-3 * |
| 2001-02: Kentucky Wesleyan..... | 31-3 ^ |
| 2002-03: Kentucky Wesleyan..... | 31-4 ^ |
| 2003-04: Kentucky Wesleyan..... | 22-8 |
| 2004-05: Kentucky Wesleyan..... | 15-13 |
| 2005-06: Oklahoma City Univ..... | 29-8 ^ |
| 2006-07: Oklahoma City Univ..... | 35-2 * |
| 2007-08: Oklahoma City Univ..... | 31-7 * |
| 2011-12: WKU..... | 11-8 |
| 13 SEASONS | 353-71 (.833) |

(*) national champions
 (^) national runner-up

BY THE NUMBERS

- 9 National Championship game berths
- 4 National Championships
- 5 National Coach of the Year awards
- 7 NCAA head coaching records

Fastest coach in NCAA history to 200 wins
 -- 224 games

NCAA record for most consecutive 30-win seasons -- 6

HEAD COACH RAY HARPER

CAREER RECORD: 353-71 (13 SEASONS)
RECORD AT WKU: 11-8 (1 SEASON)

Ray Harper enters his second season as the head coach of the WKU men's basketball team on the heels of a memorable run through the 2012 Sun Belt Conference Tournament and a win in the NCAA Tournament.

After taking the helm of the team midway through the 2011-12 season Harper began to put his stamp on the program, and the team responded in a big way. The Hilltoppers went 11-8 after he took over and 7-1 after he was named full-time head coach, which came after starting the season with a 5-11 record.

In winning seven of its last eight games, WKU won a game against conference rival Arkansas State on a buzzer beater, defeated conference champion Middle Tennessee two days later in front of a sell-out crowd at E.A. Diddle Arena and then stormed through the Sun Belt Conference Tournament in Hot Springs, Ark., capturing four wins in four days to earn its eighth tournament title and head to the NCAA Tournament for the 22nd time.

Seeded seventh in the conference tournament, WKU defeated FIU, second-seeded UALR, third-seeded Denver and number five North Texas to become the lowest seed to win the conference tournament in 35 years of Sun Belt Conference postseason competition.

WKU was seeded 16th in the NCAA Tournament and traveled to Dayton to play Mississippi Valley State in the first round on March 13, where it earned a thrilling 59-58 win after erasing a 16-point deficit with 4:51 to play, which set an NCAA Tournament record for the largest comeback with under 5:00 remaining. The Hilltoppers then headed to Louisville, where they took on tournament top-seeded and number-one Kentucky and saw their season end with an 81-66 loss.

By defeating Mississippi Valley State, WKU has now won games in its last three NCAA Tournaments (2008, 2009, 2012) and is one of just 23 teams in the nation with at least one win in three of the last five tournaments.

In all, WKU finished the season with a 16-19 record, and freshman guard Derrick Gordon was named to the All-Sun Belt Conference Third Team. His 412 points scored were the third-most by a freshman in WKU history, and fellow rookies George Fant (321) and T.J. Price (270) cemented their places on the list in seventh and ninth, respectively, thanks in part to Harper's coaching efforts.

Harper was named WKU's 14th full-time head coach in its illustrious men's basketball history on February 19, 2012, after leading the Hilltoppers on an interim basis since January 6.

Harper's stellar head coaching resume includes four national championships in 12 seasons at Kentucky Wesleyan College and Oklahoma City University, five national runner-up finishes, eight conference titles, five national coach-of-the-year honors and a remarkable .844 winning percentage after winning 342 of 405 games at his two stops before WKU.

In his nine years at Kentucky Wesleyan in Owensboro, Ky., Harper laid claim to seven NCAA coaching records, surpassing Division I record-holders in all instances, including becoming the fastest to 200 wins (224 games), holding the most consecutive 30-win seasons (6) and compiling the most wins in each of the first four-through-eight seasons of his career.

With NCAA Division II title game appearances each season from 1998-2003, the Bremen, Ky., native became the first NCAA head coach since John Wooden to appear in six-straight NCAA National Championship games.

The NCAA requires a minimum of 10 seasons at the Division II level to officially qualify for its list of head coaching records, but Harper's nine-year record of 247-46 at Kentucky Wesleyan would give him the best winning percentage in Division II history at .843, topping Walter Harris, who led Philadelphia University to a 240-56 record (.811) in 13 seasons spanning the mid-1950s and 1960s.

After capturing his second-straight NAIA Division I national title at Oklahoma City in 2007-08, Harper accepted a job as an assistant coach at WKU. As a part of head coach Ken McDonald's staff, Harper was instrumental in WKU's two 20-win seasons in 2008-09 and 2009-10, its 2009 Sun Belt Conference Regular Season and Tournament Championships and run to the second round of the 2009 NCAA Tournament.

Harper was in the middle of his fourth season as an assistant coach at WKU when he was asked to take over the program 16 games into the 2011-12 campaign. The Hilltoppers were 5-11 at that point, and in Harper's 11 games as interim head coach the team rebounded and won four games, lost four others by six points or fewer and climbed from last place in the Sun Belt Conference East Division to as high as third in just five games in late January and early February.

With a 75-66 win over South Alabama on February 4, 2012, Harper earned his 250th career victory as

an NCAA head coach in just his 300th career game.

Hilltopper Nation responded extremely well after Harper took over on an interim basis. In the nine home games prior to Harper being named head coach WKU was averaging just over 3,000 fans per game at E.A. Diddle Arena, but in four home games under Harper crowds swelled to an average of 5,105 fans per contest.

He helped guide Oklahoma City to a 95-17 mark the three seasons prior to joining the WKU staff, with the Stars claiming two-straight NAIA Division I National Championships. Oklahoma City ended the 2007-08 campaign at 31-7, capturing the national title. The previous year, the Stars were 35-2 and won the national championship. In his first year leading the program, Oklahoma City posted a 29-8 mark and were runners-up in the NAIA Division I Tournament.

In his three years at the helm at Oklahoma City, Harper had six individuals earn NAIA Division I All-American recognition, highlighted by Ollie Bailey, who was selected as the National Player of the Year in 2007-08. In addition, 10 student-athletes were honored on the All-Sooner Athletic Conference Team and six made the NAIA Division I All-Tournament squad. Kameron Gray was named the tournament's most valuable player in both 2007 and 2008.

Harper's results at Kentucky Wesleyan were just as impressive, as he compiled a 247-46 record and an .843 winning percentage, and he led the Panthers to the 1999 and 2001 NCAA Division II National Championships. Kentucky Wesleyan won 30 or more games in six-straight seasons from 1998-2003, an NCAA all-division record, and claimed five Great Lakes Valley Conference regular season and tournament titles in his time with the program. The Panthers were 35-1 on their way to winning the program's first national title in 1999, while the 2001 squad posted a 31-3 finish.

Harper guided Kentucky Wesleyan to a 31-3 record for three-straight years from 2000-02, including winning 90 percent of the Panthers' league games over that span for a 54-6 mark. Harper's 1997-98 squad, which posted a 30-3 ledger, advanced to the national title game. Kentucky Wesleyan's amazing six-year run from 1998 to 2003 included two NCAA Division II titles (1999, 2001) and four runner-up finishes (1998, 2000, 2002 and 2003).

Harper was named the NCAA Division II National Coach of the Year four-straight years from 1999-2002, while earning the honor at the NAIA Division I level once with Oklahoma City following the 2008 title run. He was selected conference coach of the year on seven occasions, as well as the region coach of the year twice.

Through seven seasons, he had more victories than any coach at the NCAA Division I and II levels (210). Harper reached 200 wins in 224 games, which was faster than NCAA Division I record holder and Hall of Famer Clair Bee, who won 200 in 231 games.

On February 17, 2008, Harper's number 12 jersey was permanently retired at Kentucky Wesleyan, and the floor at Jones Gymnasium was named "Ray Harper Court."

He has also coached on the international level, having led USA Basketball men's junior team to a 7-1 record and a fifth-place finish at the 2003 FIBA World Championships in Greece.

Harper was an assistant coach at Kentucky Wesleyan for 10 years, including six as its associate head coach, prior to taking over the program. As an assistant, Harper aided the Panthers to a 235-66 record while they won the 1987 and 1990 NCAA Division II National Titles, also reaching the tournament two other times.

In fact, Kentucky Wesleyan won more than 20 contests in each of his first nine years on the staff, beginning with a 28-5 mark in 1986-87. The Panthers followed that performance with a 23-7 finish the following season and then went 24-7 in 1988-89, before posting a 31-2 record en route to the 1990 national title. Kentucky Wesleyan finished 22-8 the next year and was 23-8 in 1991-92 on the way to reaching the NCAA Division II Elite Eight. After recording a 21-6 mark in 1992-93 the school won 23 contests in each of the next two years, including going 16-2 in the conference in 1994-95.

In addition to finishing in the top 20 in the final polls in each of his first six seasons with the school, the Panthers won no fewer than 12 games in the Great Lakes Valley Conference in his time as an assistant.

At Kentucky Wesleyan, Harper coached two National Players of the Year, seven All-Americans and nine individuals who earned NABC Great Lakes All-Region honors. Eleven of Harper's players were selected for All-Great Lakes Valley Conference honors, including five who were named the league's player of the year. In postseason play, seven Panthers were voted to the NCAA Division II All-Tournament squad with three selected most outstanding player, while nine earned All-Great Lakes Valley Conference Tournament accolades, including four Most Outstanding Player honorees. Off the court, six student-athletes earned academic honors from the conference.

Harper got his start in the coaching profession as a graduate assistant at Virginia Commonwealth during the 1985-86 season.

A 1985 graduate of Kentucky Wesleyan, Harper was a two-year starter for the Panthers after transferring from Texas. He became the school's first All-American as a senior, and he also earned most outstanding player in the regional as well as all-region and all-conference accolades. The 1981 Southwest Conference Rookie of the Year at Texas after averaging 9.8 points and 3.9 assists per outing, Harper finished his college career with 1,187 points and 605 assists at the two schools.

In April of 2010, Harper was named to Kentucky Wesleyan's All-Century Team. One of 30 members selected to the All-Century team, Harper coached 12 of the players, including six of the top 13 vote-getters.

Harper scored 3,033 points during his high school playing career, earning all-state honors as a senior and District Player of the Year acclaim twice. He earned his Master's degree from WKU in 1995.

Harper and his wife, Shannon, reside in Bowling Green, Ky.



ASSISTANT COACH LAWRENCE BRENNEMAN

FIFTH SEASON
GENEVA, 1985

Lawrence Brenneman begins his fifth season as assistant men's basketball coach at Western Kentucky University in 2012-13. As a part of the staff, Brenneman has helped the Hilltoppers to two 20-win seasons, Sun Belt Conference East Division and Tournament championships in 2009, another tournament championship in 2012 and wins in the 2009 and 2012 NCAA Tournaments.

Brenneman came to WKU with 20 years of experience in the coaching profession, including a dozen at the collegiate level. Most recently, he was an assistant coach at Binghamton University for eight seasons, helping the Bearcats to 105 victories as they transitioned from the Division II to Division I level.

In his first year on the staff, Binghamton won 14 games while reaching the championship game of three different in-season tournaments. The next fall they began the process of moving to Division I and joining the America East Conference. After finishing ahead of three teams in their inaugural year, the Bearcats improved to 9-7 in the league, good enough for fourth in the standings, and posted a 14-13 overall mark the following year, earning victories over regular-season champion Boston University and tournament-winner Vermont.

In their first season of eligibility for the America East Conference Tournament in 2003-04, the Bearcats notched a 10-8 league mark en route to a fifth-place finish. Binghamton earned its first-ever America East Conference Tournament win the next year after defeating Albany in the quarterfinals. Brenneman helped the program go 12-4 in the conference and 16-14 overall in 2005-06, as the Bearcats were second in the regular season standings and advanced to the semifinals of the league tournament.

After winning 13 contests in 2006-07, Binghamton once again posted a winning league record in 2007-08, going 9-7 against conference foes.

Brenneman spent four seasons as an assistant at Seward County Community College, helping the Saints to a 98-38 mark including a berth in the semifinals of the 1998 National Junior College Athletic Association Tournament. They finished 35-3 after claiming the NJCAA Region VI Tournament Championship. The victory total is still the highest in school history.

In 1999-2000, Brenneman's final season on the staff at Seward County Community College, the squad posted a 24-8 overall mark and went 12-4 to finish second in the Jayhawk West Conference. The Saints were 22-11 overall and 10-6 in the league the previous year, while advancing to the semifinals of the region tournament.

The Saints ended each of Brenneman's final three seasons on the staff ranked in the top 20 of the final NJCAA poll.

In his four years with the program, Seward County Community College student-athletes earned all-region honors on seven occasions. One individual, Melvin Sanders, went on to garner NJCAA All-America recognition, receive a scholarship to Oklahoma State and then play for the San Antonio Spurs in the National Basketball Association.

Brenneman also has eight years of experience as a head coach at the high school level, leading Andover (Kan.) High School to an 88-34 record from 1989-96, with the school qualifying for the state tournament in his final season, while posting a 48-16 mark in two years at Wichita High School. He was also an assistant coach at Tabor (Kan.) College during the 1986-87 campaign, helping the school to a 19-7 finish.

A 1985 graduate of Geneva College (Pa.), Brenneman earned NAIA All-America honors on the court after being selected a Kodak All-American and all-state twice at Hillsboro High School in Kansas. He went on to earn his Master's degree from Wichita State in 1992.

Brenneman and his wife, Lisa, have two children, James and Jenna. They reside in Bowling Green, Ky.

Coaching Career

- Tabor (Kan.) College, assistant coach, 1987
- Wichita High School, head coach, 1988-89
- Andover (Kan.) High School, head coach, 1990-96
- Seward County Community College, assistant coach, 1997-2000
- Binghamton, assistant coach, 2001-08
- WKU, assistant coach, 2009-present



ASSISTANT COACH DAVID BOYDEN

THIRD SEASON
WKU, 2003

David Boyden returns to the Hilltopper bench for a second stint after spending one season as an assistant coach at Tennessee Tech. A standout basketball player on the Hill from 2000-03, Boyden previously spent two years as an assistant coach at WKU during the 2008-09 and 2009-10 seasons.

During his first two seasons as an assistant at WKU, Boyden helped the Hilltoppers to back-to-back 20-win seasons, a Sun Belt Conference East Division and Tournament championship and a win in the NCAA Tournament. Boyden worked primarily with the post players at Tennessee Tech in 2011-12 and was instrumental in the Golden Eagles' 19-14 finish and 9-7 mark in Ohio Valley Conference play.

Boyden lettered on the court at WKU from 2000-03, helping the Hilltoppers win 24 or more games in each of his final three seasons while claiming three-straight Sun Belt Conference East Division and Tournament titles and advancing to the NCAA Tournament for a school record-tying three-straight years.

In six seasons as a player and assistant coach at WKU entering 2012-13, Boyden was a part of 133 wins, five 20-win seasons, four conference championships and four NCAA Tournament trips.

The forward started 123 of his 125 contests played and ranks third all-time in Hilltopper history in career starts. Boyden sits ninth all-time with 3,283 minutes of action in his career. In four years, the Richmond, Va., native scored 1,167 points, which stands 29th on the career WKU list, grabbed 650 rebounds and dished out 130 assists. He also recorded 64 steals and blocked 32 shots.

Boyden was named to the All-Sun Belt Conference Team as a junior after averaging 11.3 points and 6.1 rebounds per game. He was a second-team all-conference selection his senior season after posting averages of 12.4 points and 5.3 rebounds per contest. Boyden was also chosen to the 2003 All-Sun Belt Conference Tournament Team after helping lead WKU to its third-straight title.

After both his first and last seasons, he was presented with the E.A. Diddle Award, which is given annually to the Hilltopper who best displays leadership, character, loyalty, ability and love of his fellow man.

The Hilltoppers finished 24-7 in Boyden's sophomore campaign of 2000-01, going 14-2 in the conference, and earned the school's first NCAA Tournament berth in six years. His efforts helped WKU to a 28-4 finish and another Sun Belt East Division and Tournament championship the following winter, when WKU ended the regular season ranked 19th in the Associated Press Top 25 poll. The Hilltoppers went 24-9 in his final season, winning 12-straight games en route to another conference division and tournament title.

After earning his bachelor's degree from WKU in 2003, Boyden joined former Hilltopper head coach Dennis Felton on the staff at Georgia. He was an administrative assistant during the 2003-04 season before ascending to director of basketball operations in 2004-05. Boyden was then a full-time assistant coach at Eastern Kentucky University for three seasons, helping the Colonels advance to the 2007 NCAA Tournament after claiming the Ohio Valley Conference Tournament championship.

Boyden spent one year at Fork Union Military Academy before coming to WKU, where he averaged nine points and seven rebounds per contest while helping the Blue Devils post a 23-8 record in 1998-99. A graduate of Hermitage (Va.) High School, he was selected all-state honorable mention and all-metro first team as a senior when he recorded averages of 17 points and 12 boards per game as the Panthers finished 24-6 while earning a berth in the state tournament. Boyden started three years at Hermitage, leading the squad in rebounding each season, and he was twice selected the school's most valuable player.

On March 10, 2009, Boyden was inducted into the Hermitage High School Athletic Hall of Fame, where he was the starting center for the Panthers' region runner-up team in 1998. He earned all-district, all-region, and all-metro honors during his time at Hermitage.

Boyden earned his master's degree from WKU in 2011, and he is married to the former Lindsay Thomas, WKU Assistant Athletic Director for Marketing.

Coaching Career

- Georgia, administrative assistant, 2004
- Georgia, director of basketball operations, 2005
- Eastern Kentucky, assistant coach, 2006-08
- WKU, assistant coach, 2009-10
- Tennessee Tech, assistant coach, 2012
- WKU, assistant coach, 2013-present



ASSISTANT COACH PHIL CUNNINGHAM

FIRST SEASON
CAMPBELLVILLE (KY.) COLLEGE, 1990

Phil Cunningham, a 20-year veteran of the collegiate coaching ranks and native Kentuckian, will begin his WKU coaching career as an assistant in 2012-13. Cunningham arrives on the Hill after spending 12 seasons as a nationally-recognized assistant coach as Mississippi State University.

The Campbellsville, Ky., native attended Taylor County High School and then played two collegiate seasons at Kentucky Wesleyan College before transferring to Campbellsville College to continue his playing career under his father, the legendary Lou Cunningham. WKU head coach Ray Harper was an assistant coach at Kentucky Wesleyan while Cunningham played for the Panthers, and both were members of the 1987 NCAA Division II national championship team.

While at Mississippi State Cunningham worked primarily with the Bulldog guards, and he had a heavy hand in the program's recruiting efforts. All 12 recruiting classes Cunningham was involved with at Mississippi State were nationally recognized, and he was recently tabbed by Rivals.com as one of the nation's top 25 assistant coaches. Cunningham was also previously recognized by The Hoop Scoop recruiting publication as one of the top NCAA Division I men's basketball assistant coaches.

On the court, Cunningham's daily contributions to the Bulldog basketball program resulted in Mississippi State's recent string of six NCAA Tournament appearances in 11 years.

Cunningham brought a wealth of talent to Starkville, including NBA Draft selections Arnett Moultrie (2012 first round, Philadelphia 76ers) and Jarvis Varnardo (2010 second round, Miami Heat). A third Cunningham recruit, Monta Ellis, a McDonald's High School All-American and Gatorade National Player of the Year, signed with the Bulldogs but bypassed college to head to the NBA.

Moultrie developed into a first-team all-Southeastern Conference performer while at Mississippi State, and Cunningham also recruited and coached Jarmont Gordon and Charles Rhodes into three-time all-conference players.

Varnardo ended his Mississippi State career as the NCAA's all-time leader in blocked shots and was the two-time national defensive player of the year. Shane Power, another Cunningham recruit, also developed into the SEC Scholar-Athlete of the Year in 2004.

Cunningham was a part of five SEC Western Division crowns in his final nine seasons at Mississippi State, and the Bulldogs averaged over 20 wins per season since he joined the staff before the 2000-01 season.

Having earned his master's degree in physical education with an emphasis in sports administration from Mississippi State while serving as a graduate assistant coach for the 1991-92 season, Cunningham returned Starkville in 2000 after spending the previous three seasons on Charles "Lefty" Driesell's staff at Georgia State, including the last two as Georgia State's associate head coach. Cunningham was instrumental in helping transform the Panthers into what developed into one of the winningest basketball programs in the Atlantic Sun Conference. His recruiting efforts at Georgia State proved pivotal in the Panthers landing successive conference player of the year recipients Thomas Terrell and Shernard Long.

Prior to moving to Georgia State with Driesell in 1997, Cunningham spent the 1995-96 and 1996-97 seasons as an assistant coach on the staff of the 'Lefthander' at James Madison University in Harrisonburg, Va. Cunningham's 17-year stint as an NCAA Division I assistant coach was preceded by a three-year stay as head basketball coach at Sue Bennett College in London, Ky.

Taking over a former junior college program making the jump to four-year competition in the NAIA, he paced Sue Bennett to 48 victories during his three seasons at the helm of the Dragons, including postseason tournament appearances during each of the school's first two years of postseason eligibility status.

During his prep athletic career at Taylor County High School in Campbellsville, Cunningham was an all-state honorable mention backcourt performer in addition to excelling on the diamond as a standout shortstop.

After graduating from Taylor County, Cunningham began his collegiate playing career at Kentucky Wesleyan with Harper guiding him as an assistant coach. Citing a desire to play for his highly-respected father, Cunningham subsequently transferred to Campbellsville College, now Campbellsville University, where he finished his career ranked among the school's all-time leaders in career assists.

Cunningham spent the 1990-91 campaign as an assistant coach on his father's staff after graduating with a bachelor's degree in business administration, and he helped lead the Tigers to the District 32 championship and an appearance in the NAIA Tournament. Cunningham has one daughter, Shelby.

Coaching Career

- Campbellsville (Ky.) College, assistant coach, 1991
- Mississippi State, graduate assistant, 1992
- Sue Bennett College, head coach, 1993-95
- James Madison, assistant coach, 1996-97
- Georgia State, assistant coach, 1998
- Georgia State, associate head coach, 1999-2000
- Mississippi State, assistant coach, 2001-12
- WKU, assistant coach, 2013-present



**JAKE MORTON
DIRECTOR OF OPERATIONS
FIRST SEASON**

After serving as an assistant coach during the 2011-12 season, Jake Morton moves into the director of basketball operations role for the Hilltoppers in 2012-13.

Morton came to the Hill after spending four seasons as an assistant coach at the University of Miami (Fla.), where he was a member of the basketball team from 1989-93 and can still be found in the school record books in multiple statistical categories.

While at Miami from 2008-11, Morton helped the Hurricanes to three 20-win seasons and three postseason berths, including a victory in the 2008 NCAA Tournament. During Morton's tenure in Miami, the Hurricanes posted their second-most victories in a season and also earned their best all-time finish in the ACC, with both coming during the 2007-08 campaign.

Morton also helped tutor two future NBA Draft picks and two first-team All-ACC performers in his four seasons under Haith.

Before returning to his alma mater, Morton worked three seasons as an assistant coach at James Madison under head coach Dean Keener from 2005-07. Prior to joining the JMU staff, Morton was an assistant coach at St. Francis (Pa.) from 2001-04 and spent the 1999-2000 campaign at Bowie State. While at St. Francis, Morton coached under former Hilltopper stand-out player and coach Bobby Jones.

As a player for the Hurricanes, Morton tallied 909 points, 245 rebounds and 194 assists from 1989-93. His name is scattered throughout the Hurricane record books, as he ranks ninth in Miami history in three-pointers (136), 10th in three-pointers attempted (390) and 14th in career three-point field goal percentage (.349).

During the 1989-90 season, he recorded a team-high 45 steals while averaging 11.0 points per game as a sophomore. That same season, he garnered the team's "Hustle Award" at the end of the season – an honor he would earn again following the 1991-92 season – and was named the team's defensive player of the year three separate times.

Following his playing career at Miami, Morton went on to play professionally in Israel for six years.

Morton's coaching career began in New York, where he served as a counselor and coach at the Five-Star Basketball Camp, which included future collegiate and NBA stars such as Richard Hamilton, Vince Carter and Stephon Marbury.

Morton graduated from Miami in 1993 with a degree in general studies. He is married to the former Robin DeVeaux, and they have a daughter, Alexis, and two sons, Jalen and Joshua.



**MIKE POLLIO
GRADUATE ASSISTANT
FIRST SEASON**

Mike Pollio, a 2010 graduate of Georgetown College in Kentucky, joins the WKU men's basketball coaching staff in 2012-13 as a graduate assistant coach.

Pollio will assist in tasks relating to the instruction of the Hilltoppers, as well as work on various administrative tasks involving the program.

While at Georgetown College, Pollio helped coach the basketball team to both regular-season and tournament championships during his tenure. Before heading to Georgetown College, Pollio spent time as a student trainer for University of Louisville basketball and coached high school basketball in the city.




**CHASE RICHARDSON
VIDEO COORDINATOR
FIRST SEASON**

Chase Richardson enters his first season as video coordinator for the WKU men's basketball team in 2012-13.

The former Hilltopper men's basketball team manager from 2007-10 will be tasked with overseeing film exchange between WKU and its opponents and preparing scouting film for review and instruction. He will work closely with the current team managers and assist the Director of Basketball

Operations in various projects.

Richardson graduated from WKU in 2011 with a degree in social studies. He was an assistant coach at Warren East High School in Bowling Green for the 2010-11 season and volunteered on the WKU staff in 2011-12. The Elizabethtown, Ky., native graduated from Elizabethtown High School in 2006.



**MIKE GADDIE
ATHLETIC TRAINER
13th SEASON**

Mike Gaddie is in his 12th season as the athletic trainer for the WKU men's basketball program. Gaddie joined the Hilltopper athletic training staff in 2000 and in addition to working with men's basketball, he assists with the other WKU athletic teams. In the summer of 2009, he was promoted to Associate Athletic Trainer.

Gaddie also coordinates team travel for WKU men's basketball.

Gaddie came to WKU from DiversiCare Rehab Service, Inc., which is affiliated with Western Kentucky Orthopedic Associates in Bowling Green, Ky. At DiversiCare, he served as Director of Sports Medicine from 1996-2000.

Prior to that, Gaddie was Coordinator of Outreach Services at the Regional Medical Center in Madisonville, Ky., from 1992-96.

A native of Hodgenville, Ky., Gaddie spent five summers in the St. Louis Cardinals organization, handling the athletic training assignments for the team's Class-A clubs in Peoria, Ariz. (1989) and Johnson City, Tenn. (1990-93).

A 1992 graduate of Murray State University, Gaddie spent his undergraduate years (1987-92) as a student trainer on the Racer staff. He earned his Master's in exercise science from WKU in 2006.

Gaddie, a 1987 alumnus of Caverna High School, lettered three years in both football and tennis. He is married to the former Connie Logsdon of Horse Cave, also a 1992 graduate of Murray State, who earned her Master's degree from WKU in 2000. The couple has two sons, Andrew and Jacob.



**BRANDON KUHN
STRENGTH COACH
SECOND SEASON**

Brandon Kuhn will begin his second season as men's basketball strength and conditioning coach in 2012-13 after spending four previous years as a men's basketball strength and conditioning coach at Texas Tech.

After serving in an assistant's role, Kuhn was the head men's basketball strength and conditioning coach for the Red Raiders from the end of the 2010-11 season until

joining the staff at WKU in the summer of 2011.

Kuhn earned his bachelor's of science degree in exercise science from Angelo State University in 2006 and received a master's degree in strength and conditioning from Texas Tech University in 2010.



**MICHAEL SCHROEDER
DIRECTOR OF
ATHLETIC COMMUNICATIONS
THIRD SEASON**

The 2012-13 season marks Michael Schroeder's third as the media relations contact for the WKU men's basketball team and fourth as a member of the WKU Athletic Communications staff.

Schroeder's primary tasks with men's basketball include overseeing all media coverage of the team, strategic planning and maintaining statistics, records and WKUS-

ports.com.

Schroeder came to WKU as an athletic media relations assistant in July 2009 after graduating from the University of Illinois with a degree in broadcast journalism in May 2009. He worked as the primary media relations contact for the WKU women's soccer and baseball teams in 2009-10 before being promoted to Assistant Director of Athletic Media Relations in August 2010 and taking over men's basketball duties.

He was elevated to Director of Athletic Communications in June 2012 and now oversees WKU's entire Athletic Communications/Media Relations department.

While at Illinois, Schroeder earned four letters as the baseball team manager. His previous media relations experience came at the U.S. Cellular Coliseum in his hometown of Bloomington, Ill., and with the Madison Mal-lards Baseball Club in Madison, Wisc.

Schroeder completed his master's degree in athletic administration at WKU in August 2012.



2011-12 SEASON IN REVIEW

| | |
|---|-------|
| Statistics..... | 40 |
| Results..... | 41 |
| Game-By-Game Team Comparison | 42 |
| High-Low Analysis | 43 |
| Individual Points-Rebounds-Assists..... | 44 |
| Sun Belt Conference | 45 |
| Box Scores..... | 46-64 |



2011-12 STATISTICS

| RECORD | OVERALL | HOME | AWAY | NEUTRAL |
|----------------|---------|------|------|---------|
| ALL GAMES | 16-19 | 8-7 | 3-8 | 5-4 |
| CONFERENCE | 7-9 | 5-3 | 2-6 | 0-0 |
| NON-CONFERENCE | 9-10 | 3-4 | 1-2 | 5-4 |

| PLAYER | GP-GS | MIN | ----TOTAL---- | | ----3-POINT---- | | ---F-THROW--- | | -----REBOUNDS----- | | | | | | | | | | | | |
|------------------|-------|------|---------------|----------|-----------------|---------|---------------|---------|--------------------|-----|-----|------|------|-----|----|-----|-----|-----|-----|------|------|
| | | | AVG | FG-FGA | FG% | 3FG-FGA | 3FG% | FT-FTA | FT% | OFF | DEF | TOT | AVG | PF | DQ | A | TO | BLK | STL | PTS | AVG |
| Gordon, Derrick | 35-35 | 1165 | 33.3 | 126-343 | .367 | 25-94 | .266 | 135-196 | .689 | 64 | 172 | 236 | 6.7 | 79 | 2 | 72 | 97 | 9 | 26 | 412 | 11.8 |
| Fant, George | 31-24 | 819 | 26.4 | 110-231 | .476 | 0-3 | .000 | 101-152 | .664 | 85 | 103 | 188 | 6.1 | 90 | 3 | 22 | 60 | 37 | 29 | 321 | 10.4 |
| Price, T.J. | 30-20 | 836 | 27.9 | 83-229 | .362 | 52-146 | .356 | 52-72 | .722 | 34 | 95 | 129 | 4.3 | 85 | 2 | 54 | 68 | 7 | 27 | 270 | 9.0 |
| Crook, Jamal | 35-26 | 877 | 25.1 | 121-291 | .416 | 7-29 | .241 | 47-76 | .618 | 22 | 73 | 95 | 2.7 | 66 | 1 | 94 | 81 | 4 | 37 | 296 | 8.5 |
| McDonald, Kahlil | 35-13 | 838 | 23.9 | 82-254 | .323 | 55-181 | .304 | 73-88 | .830 | 11 | 67 | 78 | 2.2 | 70 | 1 | 51 | 49 | 4 | 17 | 292 | 8.3 |
| Akol, Teeng | 32-19 | 547 | 17.1 | 77-171 | .450 | 5-20 | .250 | 42-63 | .667 | 36 | 74 | 110 | 3.4 | 73 | 1 | 11 | 34 | 45 | 5 | 201 | 6.3 |
| Kaspar, Kevin | 20-9 | 371 | 18.6 | 35-94 | .372 | 21-58 | .362 | 19-24 | .792 | 6 | 32 | 38 | 1.9 | 24 | 0 | 26 | 25 | 0 | 12 | 110 | 5.5 |
| Snipes, Nigel | 32-5 | 509 | 15.9 | 42-110 | .382 | 9-39 | .231 | 26-31 | .839 | 25 | 50 | 75 | 2.3 | 70 | 3 | 14 | 36 | 8 | 12 | 119 | 3.7 |
| Zollo, Vinny | 35-14 | 536 | 15.3 | 48-120 | .400 | 19-55 | .345 | 14-20 | .700 | 45 | 57 | 102 | 2.9 | 59 | 0 | 20 | 38 | 16 | 8 | 129 | 3.7 |
| Dickerson, Caden | 4-2 | 95 | 23.8 | 2-17 | .118 | 2-13 | .154 | 5-7 | .714 | 2 | 7 | 9 | 2.3 | 3 | 0 | 6 | 2 | 1 | 2 | 11 | 2.8 |
| Akamune, O'Karo | 28-2 | 267 | 9.5 | 26-50 | .520 | 0-0 | .000 | 12-30 | .400 | 36 | 41 | 77 | 2.8 | 44 | 0 | 6 | 18 | 13 | 11 | 64 | 2.3 |
| Anyigbo, Kene | 22-6 | 180 | 8.2 | 17-42 | .405 | 0-0 | .000 | 13-26 | .500 | 16 | 19 | 35 | 1.6 | 26 | 0 | 7 | 18 | 2 | 9 | 47 | 2.1 |
| Starks, Jay | 5-0 | 3 | 0.6 | 0-0 | .000 | 0-0 | .000 | 0-0 | .000 | 0 | 0 | 0 | 0.0 | 0 | 0 | 1 | 0 | 0 | 0 | 0 | 0.0 |
| Drane, Stephon | 1-0 | 4 | 4.0 | 0-0 | .000 | 0-0 | .000 | 0-0 | .000 | 0 | 0 | 0 | 0.0 | 2 | 0 | 1 | 0 | 0 | 0 | 0 | 0.0 |
| Sheldon, Spence | 7-0 | 3 | 0.4 | 0-0 | .000 | 0-0 | .000 | 0-0 | .000 | 0 | 1 | 1 | 0.1 | 0 | 0 | 0 | 0 | 0 | 0 | 0 | 0.0 |
| Team | | | | | | | | | | 67 | 35 | 102 | | | | | 8 | | | | |
| Total..... | 35 | 7050 | | 769-1952 | .394 | 195-638 | .306 | 539-785 | .687 | 449 | 826 | 1275 | 36.4 | 691 | 13 | 385 | 534 | 146 | 195 | 2272 | 64.9 |
| Opponents..... | 35 | 7050 | | 839-1940 | .432 | 163-500 | .326 | 542-755 | .718 | 395 | 868 | 1263 | 36.1 | 678 | 17 | 412 | 510 | 148 | 224 | 2383 | 68.1 |

2011-12 SEASON IN REVIEW

| TEAM STATISTICS | WKU | OPP | DATE | OPPONENT | SCORE | ATT. | | | |
|--------------------------------|----------|----------|------------|----------------------|-------------|------------------------------|-------|-------|-------|
| SCORING..... | 2272 | 2383 | 11/11/11 | SAINT JOSEPH'S | L | 61-72 | 3813 | | |
| Points per game..... | 64.9 | 68.1 | 11/14/11 | TENNESSEE STATE | W | 52-49 | 3372 | | |
| Scoring margin..... | -3.2 | - | ! 11/17/11 | vs. Tulsa | L | 49-65 | 2532 | | |
| FIELD GOALS-ATT..... | 769-1952 | 839-1940 | ! 11/18/11 | vs. LSU | L | 57-76 | 1711 | | |
| Field goal pct..... | .394 | .432 | ! 11/20/11 | vs. VCU | L | 64-69 | 2112 | | |
| 3 POINT FG-ATT..... | 195-638 | 163-500 | 11/23/11 | VCU | L | 45-68 | 3285 | | |
| 3-point FG pct..... | .306 | .326 | 11/26/11 | SOUTHEASTERN LA. | W | 72-67 | 2714 | | |
| 3-pt FG made per game..... | 5.6 | 4.7 | 12/01/11 | MURRAY STATE | L | 59-70 | 3845 | | |
| FREE THROWS-ATT..... | 539-785 | 542-755 | 12/04/11 | BOWLING GREEN STATE | W | 60-53 | 3119 | | |
| Free throw pct..... | .687 | .718 | 12/07/11 | at Southern Illinois | W | 62-55 | 3012 | | |
| Free throws made per game..... | 15.4 | 15.5 | 12/10/11 | at IUPUI | L | 76-84 | 1135 | | |
| REBOUNDS..... | 1275 | 1263 | 12/17/11 | FURMAN | L | 63-76 | 3192 | | |
| Rebounds per game..... | 36.4 | 36.1 | 12/23/11 | at #4 Louisville | L | 60-70 | 22150 | | |
| Rebounding margin..... | +0.3 | - | * 12/29/11 | at ULM | Wot | 76-71 | 1319 | | |
| ASSISTS..... | 385 | 412 | * 12/31/11 | FIU | L | 63-81 | 2375 | | |
| Assists per game..... | 11.0 | 11.8 | * 01/05/12 | LOUISIANA-LAFAYETTE | Lot | 70-72 | 2137 | | |
| TURNOVERS..... | 534 | 510 | * 01/07/12 | TROY | L | 65-67 | 5172 | | |
| Turnovers per game..... | 15.3 | 14.6 | * 01/12/12 | at North Texas | L | 67-84 | 3941 | | |
| Turnover margin..... | -0.7 | - | * 01/15/12 | at Denver | L | 65-78 | 6232 | | |
| Assist/turnover ratio..... | 0.7 | 0.8 | * 01/21/12 | UALR | W | 65-53 | 4254 | | |
| STEALS..... | 195 | 224 | * 01/26/12 | at Florida Atlantic | L | 66-67 | 1554 | | |
| Steals per game..... | 5.6 | 6.4 | * 01/28/12 | at FIU | W | 61-51 | 1171 | | |
| BLOCKS..... | 146 | 148 | * 02/04/12 | SOUTH ALABAMA | W | 75-66 | 6407 | | |
| Blocks per game..... | 4.2 | 4.2 | * 02/09/12 | at Middle Tennessee | L | 64-72 | 7080 | | |
| ATTENDANCE..... | 59897 | 106297 | * 02/11/12 | at Troy | L | 77-83 | 1472 | | |
| Home games-Avg/Game..... | 15-3993 | 11-4836 | * 02/16/12 | FLORIDA ATLANTIC | W | 64-57 | 4588 | | |
| Neutral site-Avg/Game..... | - | 9-5901 | * 02/18/12 | at South Alabama | L | 61-66 | 4126 | | |
| | | | * 02/23/12 | ARKANSAS STATE | W | 79-76 | 4298 | | |
| SCORE BY PERIODS | 1st | 2nd | OT | TOTAL | | | | | |
| WKU | 1024 | 1228 | 20 | 2272 | | | | | |
| Opponents | 1106 | 1260 | 17 | 2383 | | | | | |
| | | | | | * 02/25/12 | MIDDLE TENNESSEE | W | 73-67 | 7326 |
| | | | | | ^ 03/03/12 | vs. FIU | W | 67-63 | 3820 |
| | | | | | ^ 03/04/12 | vs. UALR | W | 68-63 | 4365 |
| | | | | | ^ 03/05/12 | vs. Denver | W | 67-63 | 3708 |
| | | | | | ^ 03/06/12 | vs. North Texas | W | 74-70 | 4216 |
| | | | | | # 03/13/12 | vs. Mississippi Valley State | W | 59-58 | 8510 |
| | | | | | \$ 03/15/12 | vs. #1 Kentucky | L | 66-81 | 22131 |

(!) 2011 DirecTV Charleston Classic (Charleston, S.C.)
 (^) 2012 Sun Belt Conference Tournament (Hot Springs, Ark.)
 (#) 2012 NCAA Tournament First Round (Dayton, Ohio)
 (\$) 2012 NCAA Tournament Second Round (Louisville, Ky.)
 (*) Sun Belt Conference game

| RECORD | OVERALL | HOME | AWAY | NEUTRAL |
|----------------|---------|------|------|---------|
| ALL GAMES | 16-19 | 8-7 | 3-8 | 5-4 |
| CONFERENCE | 7-9 | 5-3 | 2-6 | 0-0 |
| NON-CONFERENCE | 9-10 | 3-4 | 1-2 | 5-4 |

| DATE | OPPONENT | SCORE | ATTEN. | OVR | SBC | WKU HIGH PTS. | WKU HIGH REB. | OPP. HIGH PTS. |
|------------|------------------------|-----------|--------|-------|-----|---------------|---------------|------------------|
| 11/11/11 | SAINT JOSEPH'S | L 61-72 | 3813 | 0-1 | | Gordon (25) | Zollo (9) | Galloway (19) |
| 11/14/11 | TENNESSEE STATE | W 52-49 | 3372 | 1-1 | | Crook (13) | Zollo (6) | Covington (17) |
| 11/17/11! | vs. Tulsa | L 49-65 | 2532 | 1-2 | | McDonald (13) | Akamune (6) | Maduka (16) |
| 11/18/11! | vs. LSU | L 57-76 | 1711 | 1-3 | | Kaspar (15) | Gordon (9) | Hamilton (18) |
| 11/19/11! | vs. VCU | L 64-69 | 2112 | 1-4 | | Price (17) | Akamune (7) | Brandenberg (18) |
| | | | | | | | Gordon (5) | |
| 11/23/11 | VCU | L 45-68 | 3285 | 1-5 | | Gordon (12) | Fant (6) | Burgess (16) |
| 11/26/11 | SOUTHEASTERN LA. | W 72-67 | 2714 | 2-5 | | Akol (17) | Snipes (8) | Campbell (17) |
| | | | | | | | Fant (8) | |
| 12/01/11 | MURRAY STATE | L 59-70 | 3845 | 2-6 | | Crook (20) | Fant (9) | Canaan (18) |
| 12/04/11 | BOWLING GREEN ST. | W 60-53 | 3119 | 3-6 | | Fant (13) | Akol (8) | Thomas (16) |
| 12/07/11 | at Southern Illinois | W 62-55 | 3012 | 4-6 | | Gordon (14) | Gordon (13) | Seck (20) |
| 12/10/11 | at IUPUI | L 76-84 | 1135 | 4-7 | | Price (19) | Gordon (8) | Young (43) |
| 12/17/11 | FURMAN | L 63-76 | 3192 | 4-8 | | Gordon (12) | Gordon (9) | Barnes (26) |
| 12/23/11 | at #4 Louisville | L 60-70 | 22150 | 4-9 | | Gordon (13) | Gordon (9) | R. Smith (23) |
| | | | | | | Crook (13) | | |
| 12/29/11* | at ULM | Wot 76-71 | 1319 | 5-9 | 1-0 | Fant (17) | Fant (9) | Mingo (23) |
| 12/31/11* | FIU | L 63-81 | 2375 | 5-10 | 1-1 | Gordon (11) | Gordon (8) | Allen (22) |
| | | | | | | McDonald (11) | Snipes (8) | |
| 01/05/12* | LA.-LAFAYETTE | Lot 70-72 | 2137 | 5-11 | 1-2 | Gordon (20) | Gordon (9) | Thomas (19) |
| 01/07/12* | TROY | L 65-67 | 5172 | 5-12 | 1-3 | Gordon (16) | Gordon (6) | Wright (17) |
| 01/12/12* | at North Texas | L 67-84 | 3941 | 5-13 | 1-4 | Gordon (20) | Fant (8) | Mitchell (21) |
| | | | | | | | Price (8) | |
| 01/15/12* | at Denver | L 65-78 | 6232 | 5-14 | 1-5 | Price (12) | Akamune (8) | Udofia (20) |
| 01/21/12* | UALR | W 65-53 | 4254 | 6-14 | 2-5 | Crook (13) | Fant (6) | Williams (16) |
| | | | | | | Gordon (13) | | |
| 01/26/12* | at Florida Atlantic | L 66-67 | 1554 | 6-15 | 2-6 | Gordon (16) | Fant (7) | Richardson (25) |
| | | | | | | | Akamune (7) | |
| 01/28/12* | at FIU | W 61-51 | 1171 | 7-15 | 3-6 | Crook (12) | Fant (8) | Wright (24) |
| 02/04/12* | SOUTH ALABAMA | W 75-66 | 6407 | 8-15 | 4-6 | Crook (24) | Fant (8) | Rubit (20) |
| 02/09/12* | at Middle Tennessee | L 64-72 | 7080 | 8-16 | 4-7 | Price (14) | Fant (11) | Dendy (26) |
| 02/11/12* | at Troy | L 77-83 | 1472 | 8-17 | 4-8 | Price (17) | Fant (9) | Jones (18) |
| 02/16/12* | FLORIDA ATLANTIC | W 64-57 | 4588 | 9-17 | 5-8 | Fant (20) | Gordon (12) | McCoy (14) |
| 02/18/12* | at South Alabama | L 61-66 | 4126 | 9-18 | 5-9 | Gordon (16) | Gordon (9) | Ammons (17) |
| 02/23/12* | ARKANSAS STATE | W 79-76 | 4298 | 10-18 | 6-9 | Fant (19) | Fant (4) | Kirkland (22) |
| | | | | | | | Gordon (4) | |
| 02/25/12* | MIDDLE TENNESSEE | W 73-67 | 7326 | 11-18 | 7-9 | Price (13) | Price (7) | Dendy (18) |
| 03/03/12^ | vs. FIU | W 67-63 | 3820 | 12-18 | | McDonald (19) | Gordon (10) | Wright (24) |
| 03/04/12^ | vs. UALR | W 68-63 | 4365 | 13-18 | | Gordon (25) | Gordon (15) | Williams (19) |
| 03/05/12^ | vs. Denver | W 67-63 | 3708 | 14-18 | | Fant (19) | Gordon (6) | Stafford (19) |
| 03/06/12^ | vs. North Texas | W 74-70 | 4216 | 15-18 | | Akol (23) | Fant (6) | Mitchell (18) |
| 03/13/12# | vs. Miss. Valley State | W 59-58 | 8510 | 16-18 | | Price (11) | Gordon (11) | Burwell (20) |
| | | | | | | Gordon (11) | Fant (11) | |
| 03/15/12\$ | vs. Kentucky | L 66-81 | 22131 | 16-19 | | Price (21) | Gordon (5) | Jones (22) |

(!) 2011 DirectTV Charleston Classic (Charleston, S.C)
 (^) 2012 Sun Belt Conference Tournament (Hot Springs, Ark.)
 (#) 2012 NCAA Tournament First Round (Dayton, Ohio)
 (\$) 2012 NCAA Tournament Second Round (Louisville, Ky.)
 (*) Sun Belt Conference game

MARGIN OF WINS/LOSSES

| | 1 | 2 | 3 | 4 | 5 | 6 | 7 | 8 | 9 | 10 | 11 | 12 | 13 | 14 | 15 | 16-19 | 20-24 | 25-29 | 30+ |
|--------|---|---|---|---|---|---|---|---|---|----|----|----|----|----|----|-------|-------|-------|-----|
| WINS | 1 | 0 | 2 | 3 | 3 | 1 | 3 | 0 | 1 | 1 | 0 | 1 | 0 | 0 | 0 | 0 | 0 | 0 | 0 |
| LOSSES | 1 | 2 | 0 | 0 | 2 | 1 | 0 | 2 | 0 | 1 | 2 | 0 | 2 | 0 | 1 | 4 | 1 | 0 | 0 |

2011-12 SEASON IN REVIEW

| | WKU HIGHS | OPPONENT HIGHS | WKU LOWS | OPPONENT LOWS |
|---------------------------------|---|--|--|---|
| POINTS | 79 (ARKANSAS STATE) 77 (at Troy) 76 (at ULM) 76 (at IUPUI) 75 (SOUTH ALABAMA) | 84 (at North Texas) 84 (at IUPUI) 83 (at Troy) 81 (vs. #1 Kentucky) 81 (FIU) | 45 (VCU) 49 (vs. Tulsa) 52 (TENNESSEE STATE) 57 (vs. LSU) 59 (MURRAY STATE) 59 (vs. Miss. Valley State) | 49 (TENNESSEE STATE) 51 (at FIU) 53 (BOWLING GREEN STATE) 53 (UALR) 55 (at Southern Illinois) |
| FIELD GOALS MADE | 29 (SOUTH ALABAMA) 27 (at North Texas) | 31 (at North Texas) 30 (vs. #1 Kentucky) | 16 (VCU) 16 (at FIU) | 17 (at FIU) 18 (TENNESSEE STATE) |
| FIELD GOALS ATTEMPTED | 78 (at North Texas) 75 (LOUISIANA-LAFAYETTE) | 67 (at Middle Tennessee) 65 (FLORIDA ATLANTIC) | 34 (vs. Denver) 39 (VCU) | 41 (FURMAN) 47 (TENNESSEE STATE) 47 (at Denver) |
| FIELD GOAL PERCENTAGE | .565 (ARKANSAS STATE) .559 (vs. Denver) | .596 (at Denver) .564 (at North Texas) | .265 (SAINT JOSEPH'S) .269 (vs. Tulsa) | .321 (at FIU) .333 (BOWLING GREEN STATE) |
| 3-POINT FIELD GOALS MADE | 10 (vs. FIU) 10 (at FIU) | 10 (at Denver) 8 (LOUISIANA-LAFAYETTE) | 1 (FLORIDA ATLANTIC) 2 (MURRAY STATE) 2 (vs. Miss. Valley State) | 1 (TENNESSEE STATE) 1 (at FIU) |
| 3-POINT FIELD GOALS ATT. | 31 (vs. Tulsa) 26 (at Troy) 26 (at FIU) | 22 (vs. Miss. Valley State) 20 (TROY) 20 (vs. VCU) | 8 (vs. Denver) 9 (at Southern Illinois) 9 (FLORIDA ATLANTIC) | 10 (at South Alabama) 10 (vs. #1 Kentucky) |
| 3-POINT FIELD GOAL PCT. | .625 (vs. Denver) .474 (vs. VCU) | .636 (FURMAN) .588 (at Denver) | .111 (FLORIDA ATLANTIC) .125 (vs. Miss. Valley State) | .071 (TENNESSEE STATE) .083 (at FIU) |
| FREE THROWS MADE | 28 (at ULM) 24 (vs. Denver) 24 (SOUTHEASTERN LA.) | 33 (FIU) 31 (ARKANSAS STATE) | 5 (vs. Tulsa) 6 (at North Texas) 6 (at South Alabama) | 4 (FLORIDA ATLANTIC) 6 (UALR) |
| FREE THROWS ATTEMPTED | 41 (vs. UALR) 39 (at ULM) | 39 (FIU) 38 (ARKANSAS STATE) | 7 (vs. Tulsa) 8 (at North Texas) | 5 (FLORIDA ATLANTIC) 8 (TROY) 8 (UALR) |
| FREE THROW PERCENTAGE | 1.000 (at Middle Tennessee) .875 (MIDDLE TENNESSEE) .875 (ARKANSAS STATE) | .882 (at Southern Illinois) .875 (TROY) | .444 (VCU) .471 (at #4 Louisville) | .455 (vs. Miss. Valley State) .459 (at Middle Tennessee) |
| REBOUNDS | 60 (vs. Miss. Valley State) 49 (vs. UALR) | 51 (at Middle Tennessee) 49 (vs. Tulsa) | 17 (ARKANSAS STATE) 25 (vs. Denver) | 24 (vs. Denver) 26 (at Denver) |
| ASSISTS | 17 (ARKANSAS STATE) 15 (TROY) | 22 (at North Texas) 20 (at Denver) | 5 (vs. LSU) 7 (FLORIDA ATLANTIC) | 5 (at FIU) 7 (TENNESSEE STATE) 7 (ARKANSAS STATE) |
| STEALS | 9 (at FIU) 9 (at #4 Louisville) | 12 (TENNESSEE STATE) 11 (vs. Miss. Valley State) | 2 (MURRAY STATE) 2 (vs. FIU) 2 (vs. UALR) 2 (vs. Denver) 2 (vs. North Texas) | 1 (vs. North Texas) 2 (UALR) 2 (vs. #1 Kentucky) |
| BLOCKED SHOTS | 9 (vs. Miss. Valley State) 8 (MURRAY STATE) 8 (vs. VCU) | 10 (vs. Tulsa) 9 (vs. #1 Kentucky) 9 (at South Alabama) 9 (FIU) 9 (SAINT JOSEPH'S) | 0 (at Florida Atlantic) 1 (LOUISIANA-LAFAYETTE) 1 (at FIU) | 0 (MURRAY STATE) 0 (SOUTH ALABAMA) 0 (ARKANSAS STATE) 0 (vs. Denver) |
| TURNOVERS | 28 (vs. Miss. Valley State) 25 (TENNESSEE STATE) | 20 (at FIU) 20 (LOUISIANA-LAFAYETTE) 20 (at #4 Louisville) | 9 (LOUISIANA-LAFAYETTE) 9 (at North Texas) 9 (UALR) | 9 (FIU) 9 (vs. UALR) |
| FOULS | 30 (at Middle Tennessee) 28 (FURMAN) 28 (at IUPUI) | 26 (vs. LSU) 25 (vs. UALR) 25 (MIDDLE TENNESSEE) 25 (at Southern Illinois) 25 (SOUTHEASTERN LA.) | 10 (TROY) 11 (FLORIDA ATLANTIC) | 14 (at North Texas) 14 (at South Alabama) 14 (vs. #1 Kentucky) |

2011-12 SEASON IN REVIEW

2011-12 INDIVIDUAL POINTS-REBOUNDS-ASSISTS

| OPPONENT | DATE | SCORE | 00 Anyigbo | 01 Kaspar | 03 McDonald | 05 Gordon | 10 Dickerson | 11 Sheldon | 14 Crook |
|----------------------------|----------|---------|---------------|--------------|----------------|--------------|-----------------|---------------|-------------|
| SAINT JOSEPH'S | 11/11/11 | L 61-72 | 4-2-0 | 3-2-3 | 5-3-0 | 25-8-3 | 2-4-2 | 0-0-0 | 2-1-0 |
| TENNESSEE STATE... | 11/14/11 | W 52-49 | 4-4-1 | 7-1-0 | 3-2-3 | 10-5-2 | 4-0-1 | DNP | 13-3-3 |
| vs Tulsa | 11/17/11 | L 49-65 | 8-7-0 | 7-3-2 | 13-3-1 | 6-9-3 | 0-4-1 | DNP | 0-1-1 |
| vs LSU | 11/18/11 | L 57-76 | 6-3-0 | 15-2-0 | 4-3-0 | 4-5-3 | 5-1-2 | 0-0-0 | 2-2-0 |
| vs VCU | 11/20/11 | L 64-69 | 1-1-1 | 13-3-3 | 0-3-1 | 9-5-2 | DNP | DNP | 4-1-0 |
| VCU | 11/23/11 | L 45-68 | 0-1-1 | 6-4-3 | 5-2-0 | 12-4-2 | DNP | 0-1-0 | 5-0-0 |
| SOUTHEASTERN LA.. | 11/26/11 | W 72-67 | DNP | 10-3-3 | 5-4-1 | 14-3-2 | DNP | DNP | 0-2-0 |
| MURRAY STATE | 12/01/11 | L 59-70 | 2-4-1 | 6-3-2 | 3-2-2 | 6-2-2 | DNP | DNP | 20-3-1 |
| BOWLING GREEN ST. | 12/04/11 | W 60-53 | 4-0-0 | 5-5-0 | 7-2-2 | 8-6-0 | DNP | DNP | 3-2-3 |
| at Southern Illinois | 12/07/11 | W 62-55 | 2-2-1 | 0-0-0 | 5-3-0 | 14-13-2 | DNP | DNP | 12-5-4 |
| at IUPUI | 12/10/11 | L 76-84 | 3-3-0 | 5-2-2 | 15-2-1 | 8-8-2 | DNP | DNP | 11-0-0 |
| FURMAN | 12/17/11 | L 63-76 | 3-0-0 | 0-1-0 | 11-3-2 | 12-9-3 | DNP | DNP | 11-1-1 |
| at #4 Louisville..... | 12/23/11 | L 60-70 | DNP | 6-0-1 | 2-0-0 | 13-9-5 | DNP | 0-0-0 | 13-3-1 |
| at ULM | 12/29/11 | W 76-71 | 0-1-1 | 11-3-0 | 0-1-0 | 13-7-2 | DNP | DNP | 7-4-3 |
| FIU | 12/31/11 | L 63-81 | 4-3-0 | 2-1-1 | 11-0-1 | 11-8-4 | DNP | DNP | 10-0-2 |
| LA.-LAFAYETTE..... | 01/05/12 | L 70-72 | 0-0-0 | 0-1-1 | 12-1-3 | 20-9-1 | DNP | DNP | 18-6-3 |
| TROY..... | 01/07/12 | L 65-67 | DNP | 6-1-1 | 0-2-4 | 16-6-3 | DNP | DNP | 12-4-2 |
| at North Texas | 01/12/12 | L 67-84 | 0-0-0 | 0-1-0 | 17-6-1 | 20-3-0 | DNP | DNP | 8-1-6 |
| at Denver | 01/15/12 | L 65-78 | 0-1-0 | 5-0-2 | 11-0-3 | 6-2-1 | DNP | DNP | 2-0-3 |
| UALR..... | 01/21/12 | W 65-53 | DNP | 3-2-2 | 9-3-3 | 13-5-2 | DNP | DNP | 13-5-4 |
| at Florida Atlantic | 01/26/12 | L 66-67 | 0-1-0 | DNP | 4-1-1 | 16-4-0 | DNP | DNP | 8-4-7 |
| at FIU..... | 01/28/12 | W 61-51 | DNP | DNP | 9-3-3 | 8-6-0 | DNP | 0-0-0 | 12-7-7 |
| SOUTH ALABAMA | 02/04/12 | W 75-66 | DNP | DNP | 6-2-0 | 4-6-1 | DNP | 0-0-0 | 24-2-6 |
| at Middle Tennessee.... | 02/09/12 | L 64-72 | DNP | DNP | 8-1-0 | 9-7-6 | DNP | DNP | 8-2-0 |
| at Troy..... | 02/11/12 | L 77-83 | DNP | DNP | 16-4 -1 | 7-4-4 | DNP | DNP | 10-6-5 |
| FLORIDA ATLANTIC ... | 02/16/12 | W 64-57 | DNP | DNP | 9-0-2 | 13-12-0 | DNP | DNP | 7-2-4 |
| at South Alabama | 02/18/12 | L 61-66 | 2-1-1 | DNP | 7-2-1 | 16-9-1 | DNP | DNP | 14-4-3 |
| ARKANSAS STATE | 02/23/12 | W 79-76 | 0-0-0 | DNP | 14-0-2 | 16-4-6 | DNP | DNP | 4-1-1 |
| MIDDLE TENNESSEE | 02/25/12 | W 73-67 | 2-1-0 | DNP | 10-1-1 | 11-6-1 | DNP | DNP | 9-4-8 |
| vs FIU | 03/03/12 | W 67-63 | DNP | DNP | 19-4-3 | 9-10-1 | DNP | DNP | 5-0-3 |
| vs UALR | 03/04/12 | W 68-63 | DNP | DNP | 11-1-0 | 25-15-2 | DNP | DNP | 5-6-4 |
| vs Denver | 03/05/12 | W 67-63 | DNP | DNP | 14-3-1 | 7-6-2 | DNP | DNP | 8-1-2 |
| vs North Texas..... | 03/06/12 | W 74-70 | DNP | DNP | 14-4-2 | 8-5-1 | DNP | DNP | 4-2-2 |
| vs Miss. Valley State.... | 03/13/12 | W 59-58 | 0-0-0 | DNP | 0-4-1 | 11-11-3 | DNP | DNP | 9-7-3 |
| vs #1 Kentucky | 03/15/12 | L 66-81 | 2-0-0 | DNP | 13-3-5 | 12-5-0 | DNP | 0-0-0 | 3-3-2 |

| OPPONENT | DATE | SCORE | 15 Akamune | 21 Snipes | 22 Akol | 24 Drane | 25 Starks | 41 Zollo | 44 Fant | 52 Price |
|----------------------------|----------|---------|---------------|--------------|------------|-------------|--------------|-------------|------------|-------------|
| SAINT JOSEPH'S | 11/11/11 | L 61-72 | 7-7-0 | 6-8-0 | DNP | DNP | DNP | 7-9-0 | DNP | DNP |
| TENNESSEE STATE... | 11/14/11 | W 52-49 | 4-6-2 | 3-4-0 | DNP | DNP | DNP | 4-6-0 | DNP | DNP |
| vs Tulsa | 11/17/11 | L 49-65 | 5-2-0 | 10-1-2 | DNP | DNP | DNP | 0-4-0 | DNP | DNP |
| vs LSU | 11/18/11 | L 57-76 | 5-7-0 | 13-1-0 | 3-5-0 | DNP | 0-0-0 | 0-0-0 | DNP | DNP |
| vs VCU | 11/20/11 | L 64-69 | 4-5-1 | 5-0-0 | 7-2-1 | DNP | DNP | 0-1-0 | 4-3-0 | 17-4-1 |
| VCU | 11/23/11 | L 45-68 | 0-3-0 | 3-0-0 | 2-3-0 | DNP | DNP | 0-0-0 | 6-6-2 | 6-2-1 |
| SOUTHEASTERN LA.. | 11/26/11 | W 72-67 | 2-1-0 | 7-8-3 | 17-7-0 | 0-0-1 | DNP | 2-0-0 | 15-8-3 | DNP |
| MURRAY STATE | 12/01/11 | L 59-70 | 0-2-0 | DNP | 8-3-1 | DNP | DNP | 2-3-0 | 8-9-1 | 4-3-3 |
| BOWLING GREEN ST. | 12/04/11 | W 60-53 | 0-1-0 | 2-2-1 | 9-8-0 | DNP | DNP | 4-2-3 | 13-7-2 | 5-3-0 |
| at Southern Illinois | 12/07/11 | W 62-55 | 0-0-0 | 3-1-0 | 8-2-1 | DNP | DNP | 2-3-1 | 8-4-0 | 8-2-2 |
| at IUPUI | 12/10/11 | L 76-84 | DNP | 6-4-0 | 2-5-0 | DNP | DNP | 0-1-0 | 7-6-1 | 19-3-3 |
| FURMAN | 12/17/11 | L 63-76 | DNP | 6-1-1 | 0-1-0 | DNP | DNP | 4-1-0 | 7-7-0 | 9-4-4 |
| at #4 Louisville..... | 12/23/11 | L 60-70 | DNP | 6-3-0 | 3-1-0 | DNP | 0-0-0 | 5-5-1 | 6-5-1 | 6-2-2 |
| at ULM | 12/29/11 | W 76-71 | DNP | 5-2-0 | 7-1-0 | DNP | DNP | 7-2-0 | 17-9-1 | 9-6-7 |
| FIU | 12/31/11 | L 63-81 | 0-0-0 | 9-8-2 | 2-2-0 | DNP | DNP | 3-4-1 | 6-3-0 | 5-7-2 |
| LA.-LAFAYETTE..... | 01/05/12 | L 70-72 | DNP | 0-3-0 | 0-2-0 | DNP | DNP | 10-6-1 | 6-6-1 | 4-3-1 |
| TROY..... | 01/07/12 | L 65-67 | DNP | 0-1-1 | 6-5-1 | DNP | DNP | 11-3-0 | 6-5-0 | 8-3-3 |
| at North Texas | 01/12/12 | L 67-84 | 0-0-0 | 0-1-0 | 2-3-0 | DNP | DNP | 1-4-0 | 14-8-0 | 5-8-1 |
| at Denver | 01/15/12 | L 65-78 | 6-8-0 | 10-5-0 | 5-1-0 | DNP | DNP | 5-1-0 | 3-1-0 | 12-6-3 |
| UALR..... | 01/21/12 | W 65-53 | 0-0-0 | 0-0-0 | 0-2-0 | DNP | DNP | 9-4-0 | 12-6-0 | 6-3-2 |
| at Florida Atlantic | 01/26/12 | L 66-67 | 8-7-1 | 2-3-0 | 2-2-0 | DNP | 0-0-1 | 5-1-0 | 13-7-1 | 8-1-0 |
| at FIU..... | 01/28/12 | W 61-51 | 0-2-0 | 0-1-1 | 2-3-0 | DNP | 0-0-0 | 11-5-0 | 8-8-0 | 11-7-2 |
| SOUTH ALABAMA | 02/04/12 | W 75-66 | 1-1-0 | 2-2-1 | 13-5-1 | DNP | 0-0-0 | 2-3-2 | 12-8-0 | 11-3-2 |
| at Middle Tennessee.... | 02/09/12 | L 64-72 | 2-2-0 | 2-4-0 | 4-3-0 | DNP | DNP | 5-3-1 | 12-11-1 | 14-7-3 |
| at Troy..... | 02/11/12 | L 77-83 | 2-3-0 | 12-1-1 | 2-1-0 | DNP | DNP | 2-2-0 | 9-9-0 | 17-5-1 |
| FLORIDA ATLANTIC ... | 02/16/12 | W 64-57 | 0-0-0 | 0-2-0 | 10-4-0 | DNP | DNP | 2-2-0 | 20-10-0 | 3-4-1 |
| at South Alabama | 02/18/12 | L 61-66 | DNP | 0-3-0 | 11-3-0 | DNP | DNP | 2-2-1 | 5-3-1 | 4-5-3 |
| ARKANSAS STATE | 02/23/12 | W 79-76 | 0-1-1 | 0-0-0 | 14-3-1 | DNP | DNP | 6-1-2 | 19-4-2 | 6-2-2 |
| MIDDLE TENNESSEE | 02/25/12 | W 73-67 | 4-1-0 | 2-1-0 | 12-3-0 | DNP | DNP | 6-3-1 | 4-3-0 | 13-7-0 |
| vs FIU | 03/03/12 | W 67-63 | 4-6-1 | 0-0-0 | 9-8-2 | DNP | DNP | 0-5-1 | 10-5-0 | 11-5-1 |
| vs UALR | 03/04/12 | W 68-63 | 2-3-0 | 3-4-1 | 4-4-1 | DNP | DNP | 0-3-1 | 13-4-1 | 5-5-0 |
| vs Denver | 03/05/12 | W 67-63 | 4-1-0 | DNP | 3-2-0 | DNP | DNP | 6-5-2 | 19-2-1 | 6-3-1 |
| vs North Texas..... | 03/06/12 | W 74-70 | 2-4-0 | DNP | 23-5-1 | DNP | DNP | 0-4-0 | 17-6-1 | 6-4-2 |
| vs Miss. Valley State.... | 03/13/12 | W 59-58 | 2-2-0 | 2-0-0 | 9-8-0 | DNP | DNP | 6-2-0 | 9-11-2 | 11-8-1 |
| vs #1 Kentucky | 03/15/12 | L 66-81 | 0-2-0 | 0-1-0 | 2-3-1 | DNP | DNP | 0-2-2 | 13-4-0 | 21-4-0 |

2011-12 SEASON IN REVIEW

FINAL SBC STANDINGS

| SBC | | | ALL | |
|------------------|------------|-------------|--------------|-------------|
| East Division | W-L | PCT | W-L | PCT |
| Middle Tenn. | 14-2 | .875 | 27-7 | .794 |
| S. Alabama | 8-8 | .500 | 17-12 | .586 |
| WKU | 7-9 | .438 | 16-19 | .457 |
| Florida Atlantic | 7-9 | .438 | 11-19 | .367 |
| Troy | 5-11 | .313 | 10-18 | .357 |
| FIU | 5-11 | .313 | 8-21 | .276 |

| SBC | | | ALL | |
|---------------|------|------|-------|------|
| West Division | W-L | PCT | W-L | PCT |
| UALR | 12-4 | .750 | 15-16 | .484 |
| Denver | 11-5 | .688 | 22-9 | .710 |
| La.-Lafayette | 10-6 | .625 | 16-16 | .500 |
| North Texas | 9-7 | .563 | 18-14 | .563 |
| Arkansas St. | 6-10 | .375 | 14-20 | .411 |
| ULM | 2-14 | .125 | 3-26 | .103 |

2012 SBC TOURNAMENT

March 3-6, Hot Springs, Ark.

MARCH 3 (SATURDAY) - FIRST ROUND

#6 South Alabama 87, #11 Troy 81
 #9 Arkansas State 70, #8 Florida Atlantic 55
 #7 WKU 67, #10 FIU 63

MARCH 4 (SUNDAY) - QUARTERFINALS

#9 Arkansas State 64, #1 Middle Tennessee 61
 #5 North Texas 65, #4 Louisiana-Lafayette 62
 #7 WKU 68, #2 UALR 63
 #3 Denver 61, #6 South Alabama 50

MARCH 5 (MONDAY) - SEMIFINALS

#5 North Texas 76, #9 Arkansas State 72
 #7 WKU 67, #3 Denver 63

MARCH 6 (TUESDAY) - CHAMPIONSHIP

#7 WKU 74, #5 North Texas 70

ALL-TOURNAMENT TEAM

Trey Finn, Arkansas State
 Jacob Holmen, North Texas
 Tony Mitchell, North Texas
Derrick Gordon, WKU
Kahlil McDonald, WKU

TOURNAMENT MOST OUTSTANDING PLAYER

George Fant, WKU

SBC IN THE NCAA TOURNAMENT

March 13, Dayton, Ohio
 NCAA First Four

#16 WKU 59, #16 Mississippi Valley St. 58

March 15, Louisville, Ky.

NCAA Second Round

#1 Kentucky 81, #16 WKU 66

SUN BELT CONFERENCE HONORS

ALL-CONFERENCE FIRST TEAM

D'Andre Williams (UALR, Sr., G)
 Chris Udofia (Denver, So., F)
 LaRon Dendy (Middle Tennessee, Sr., F)
 Tony Mitchell (North Texas, Fr., F)
 Augustine Rubit (South Alabama, So., F)

ALL-CONFERENCE SECOND TEAM

Will Neighbour (UALR, So., F)
 Brian Stafford (Denver, Sr., G)
 DeJuan Wright (FIU, Sr., G)
 Josh Brown (Louisiana-Lafayette, Sr., G)
 Marcos Knight (Middle Tennessee, Jr., G)

ALL-CONFERENCE THIRD TEAM

Malcoln Kirkland (Arkansas State, Sr., F)
 Jeremy Allen (FIU, Sr., G)
 Phil Taylor (FIU, So., G)
 JT Sulton (Middle Tennessee, Jr., F)
Derrick Gordon (WKU, Fr., G)

PLAYER OF THE YEAR

LaRon Dendy (Middle Tennessee, Sr., F)

DEFENSIVE PLAYER OF THE YEAR

Chris Udofia (Denver, So., F)

FRESHMAN OF THE YEAR

Tony Mitchell (North Texas, Fr., F)

COACH OF THE YEAR

Kermit Davis (Middle Tennessee)

FINAL SBC TEAM STATS

| SCORING OFFENSE | PTS | AVG/G |
|------------------------|-------------|-------------|
| 1. Middle Tennessee | 2459 | 72.3 |
| 2. Troy | 1996 | 71.3 |
| 3. North Texas | 2250 | 70.3 |
| 4. Louisiana-Lafayette | 2189 | 68.4 |
| 5. Denver | 2112 | 68.1 |
| 6. South Alabama | 1935 | 66.7 |
| 7. Florida Atlantic | 1977 | 65.9 |
| 8. WKU | 2272 | 64.9 |
| 9. Arkansas State | 2198 | 64.6 |
| 10. UALR | 1974 | 63.7 |
| 11. FIU | 1836 | 63.3 |
| 12. ULM | 1750 | 60.3 |

| SCORING DEFENSE | PTS | AVG/G |
|------------------------|-------------|-------------|
| 1. Denver | 1876 | 60.5 |
| 2. Middle Tennessee | 2128 | 62.6 |
| 3. UALR | 1990 | 64.2 |
| 4. North Texas | 2080 | 65.0 |
| 5. Arkansas State | 2239 | 65.9 |
| 6. South Alabama | 1947 | 67.1 |
| 7. FIU | 1951 | 67.3 |
| 8. Louisiana-Lafayette | 2155 | 67.3 |
| 9. WKU | 2383 | 68.1 |
| 10. Florida Atlantic | 2046 | 68.2 |
| 11. ULM | 2078 | 71.7 |
| 12. Troy | 2122 | 75.8 |

FINAL SBC INDIVIDUAL STATS

| SCORING | PTS | AVG/G |
|------------------------------|-----|-------|
| 1. DeJuan Wright (FIU) | 368 | 16.7 |
| 2. Augustine Rubit (USA) | 440 | 15.2 |
| 3. LaRon Dendy (MT) | 497 | 14.6 |
| T-4. Brian Stafford (Denver) | 448 | 14.5 |
| T-4. Chris Udofia (Denver) | 448 | 14.5 |

| REBOUNDING | TOTAL | AVG/G |
|--------------------------------|------------|------------|
| 1. Augustine Rubit (USA) | 268 | 9.2 |
| 2. DeJuan Wright (FIU) | 173 | 7.9 |
| 3. Brandon Peterson (ASU) | 267 | 7.9 |
| 4. LaRon Dendy (MT) | 243 | 7.1 |
| 5. Derrick Gordon (WKU) | 236 | 6.7 |

| ASSISTS | NO. | AVG/G |
|----------------------------|-----|-------|
| 1. Will Weathers (Troy) | 148 | 5.5 |
| 2. Raymond Taylor (FAU) | 127 | 4.5 |
| 3. Alex Tucker (FAU) | 122 | 4.1 |
| 4. Bruce Massey (MT) | 134 | 3.9 |
| 5. D'Andre Williams (UALR) | 122 | 3.9 |

| BLOCKED SHOTS | NO. | AVG/G |
|--------------------------|-----|-------|
| 1. Javier Carter (USA) | 72 | 2.7 |
| 2. Kadeem Coleby (ULL) | 73 | 2.4 |
| 3. Chris Udofia (Denver) | 72 | 2.3 |
| 4. Tim Owens (Troy) | 58 | 2.1 |
| 5. Kelvin Penn (FAU) | 42 | 1.5 |

| STEALS | NO. | AVG/G |
|----------------------------|-----|-------|
| 1. Jeremy Allen (FIU) | 77 | 2.7 |
| 2. Ed Townsel (ASU) | 66 | 1.9 |
| 3. D'Andre Williams (UALR) | 52 | 1.7 |
| 4. Bruce Massey (MT) | 54 | 1.6 |
| 5. Chase Hallam (Denver) | 44 | 1.6 |

| FIELD GOAL PCT | FGM | FGA | PCT |
|---------------------------|-----|-----|------|
| 1. Kadeem Coleby (ULL) | 111 | 198 | .561 |
| 2. Malcoln Kirkland (ASU) | 162 | 290 | .559 |
| 3. Shawn Jones (MT) | 98 | 178 | .551 |
| 4. Chris Udofia (Denver) | 165 | 309 | .534 |
| 5. JT Sulton (MT) | 129 | 242 | .533 |

| 3-POINT FG PCT | 3FG | FGA | PCT |
|----------------------------|-----|-----|------|
| 1. Brett Olson (Denver) | 54 | 117 | .462 |
| 2. Trey Finn (ASU) | 61 | 133 | .459 |
| 3. Brian Stafford (Denver) | 75 | 164 | .457 |
| 4. Charles Winborne (ULM) | 57 | 131 | .435 |
| 5. Trent Mackey (ULM) | 42 | 97 | .433 |

| FREE THROW PCT | FTM | FTA | PCT |
|---------------------------------|-----------|-----------|-------------|
| 1. Royce O'Neale (Denver) | 83 | 96 | .865 |
| 2. Jeremy Allen (FIU) | 90 | 107 | .841 |
| 3. Kahlil McDonald (WKU) | 73 | 88 | .830 |
| 4. Fred Brown (ULM) | 64 | 78 | .821 |
| 5. Brian Stafford (Denver) | 81 | 99 | .818 |

| ASSIST-TO-TURNOVER RATIO | RATIO |
|----------------------------|-------|
| 1. Bruce Massey (MT) | 2.1 |
| 2. Alex Tucker (FAU) | 2.1 |
| 3. Raymond Taylor (FAU) | 1.8 |
| 4. Will Weathers (Troy) | 1.7 |
| 5. D'Andre Williams (UALR) | 1.5 |

| MINUTES PLAYED | AVG/G |
|--------------------------------|-------------|
| 1. DeJuan Wright (FIU) | 36.1 |
| 2. D'Andre Williams (UALR) | 34.3 |
| 3. Will Weathers (Troy) | 33.8 |
| 4. Brian Stafford (Denver) | 33.4 |
| 5. Derrick Gordon (WKU) | 33.3 |

2011-12 BOX SCORES

GAME 1
NOVEMBER 11, 2011 • SAINT JOSEPH'S 72, WKU 61
E.A. DIDDLE ARENA • BOWLING GREEN, KY.

SAINT JOSEPH'S 72 (1-0)

| PLAYER | FG | 3FG | FT | O | D | R | PF | TP | A | TO | BK | ST | M |
|------------------|--------------|-------------|--------------|----------|-----------|-----------|-----------|-----------|-----------|-----------|----------|----------|----|
| Quarles..... f | 0-3 | 0-1 | 1-2 | 1 | 2 | 3 | 0 | 1 | 1 | 1 | 0 | 0 | 15 |
| Kanacevic..... f | 0-0 | 0-0 | 1-4 | 0 | 1 | 1 | 5 | 1 | 0 | 4 | 0 | 0 | 8 |
| Aiken..... c | 5-7 | 2-2 | 0-0 | 0 | 6 | 6 | 3 | 12 | 2 | 3 | 5 | 1 | 35 |
| Galloway..... g | 6-9 | 3-5 | 4-5 | 0 | 4 | 4 | 4 | 19 | 3 | 0 | 0 | 3 | 37 |
| Jones..... g | 4-10 | 0-2 | 8-8 | 1 | 3 | 4 | 2 | 16 | 0 | 4 | 0 | 2 | 37 |
| Maschmeyer..... | 1-1 | 0-0 | 1-1 | 0 | 2 | 2 | 0 | 3 | 0 | 0 | 0 | 0 | 3 |
| Roberts..... | 5-10 | 0-0 | 0-1 | 1 | 10 | 11 | 2 | 10 | 0 | 1 | 3 | 0 | 31 |
| Trevisan..... | 0-0 | 0-0 | 0-0 | 0 | 0 | 0 | 0 | 0 | 0 | 0 | 0 | 0 | 0+ |
| Wilson..... | 3-6 | 1-2 | 3-4 | 0 | 1 | 1 | 1 | 10 | 5 | 2 | 0 | 1 | 28 |
| Ndao..... | 0-3 | 0-2 | 0-0 | 0 | 1 | 1 | 3 | 0 | 1 | 0 | 1 | 0 | 6 |
| TEAM..... | | | | 0 | 2 | 2 | | | | | | | |
| TOTALS | 24-49 | 6-14 | 18-25 | 3 | 32 | 35 | 20 | 72 | 12 | 15 | 9 | 7 | |

WKU 61 (0-1)

| PLAYER | FG | 3FG | FT | O | D | R | PF | TP | A | TO | BK | ST | M |
|-----------------|--------------|-------------|--------------|-----------|-----------|-----------|-----------|-----------|----------|-----------|----------|----------|----|
| Anyigbo..... f | 2-7 | 0-0 | 0-2 | 1 | 1 | 2 | 2 | 4 | 0 | 0 | 1 | 0 | 15 |
| Snipes..... f | 3-10 | 0-1 | 0-0 | 1 | 7 | 8 | 3 | 6 | 0 | 6 | 1 | 1 | 35 |
| McDonald..... g | 2-10 | 1-6 | 0-0 | 1 | 2 | 3 | 3 | 5 | 0 | 0 | 0 | 1 | 25 |
| Gordon..... g | 4-16 | 1-4 | 16-18 | 5 | 3 | 8 | 2 | 25 | 3 | 3 | 0 | 1 | 28 |
| Crook..... g | 1-3 | 0-0 | 0-0 | 0 | 1 | 1 | 0 | 2 | 0 | 2 | 0 | 1 | 19 |
| Kaspar..... | 1-2 | 1-1 | 0-0 | 0 | 2 | 2 | 2 | 3 | 3 | 1 | 0 | 0 | 21 |
| Dickerson..... | 0-8 | 0-5 | 2-2 | 1 | 3 | 4 | 1 | 2 | 2 | 0 | 0 | 1 | 27 |
| Sheldon..... | 0-0 | 0-0 | 0-0 | 0 | 0 | 0 | 0 | 0 | 0 | 0 | 0 | 0 | 0+ |
| Akamune..... | 3-6 | 0-0 | 1-2 | 5 | 2 | 7 | 4 | 7 | 0 | 0 | 0 | 1 | 11 |
| Zollo..... | 2-6 | 1-2 | 2-3 | 4 | 5 | 9 | 3 | 7 | 0 | 0 | 1 | 0 | 19 |
| TEAM..... | | | | 2 | 0 | 2 | | | | | | | |
| TOTALS | 18-68 | 4-19 | 21-27 | 20 | 26 | 46 | 20 | 61 | 8 | 12 | 3 | 6 | |

| | 1st | 2nd | Tot | FG% | 3FG% | FT% |
|----------------|-----|-----|-----|------|------|------|
| Saint Joseph's | 31 | 41 | 72 | 49.0 | 42.9 | 72.0 |
| WKU | 24 | 37 | 61 | 26.5 | 21.1 | 77.8 |

Officials: Dan Stryffeler, Jose Carrion, Dedric Taylor
 Technicals: SJU TEAM Attendance: 3813

GAME NOTES

- Saint Joseph's used runs of 18-2 in the first half and 13-3 in the second half to help earn the victory.
- Both came when the game was tied and when WKU had trimmed the lead to one, respectively.
- Derrick Gordon led all scorers with 25 points, including 16 free throws.
- First WKU freshman to score in double figures in his debut since Stephon Pettigrew had 11 points against Kennesaw State in 2007.

GAME 2
NOVEMBER 14, 2011 • WKU 52, TENNESSEE STATE 49
E.A. DIDDLE ARENA • BOWLING GREEN, KY.

TENNESSEE STATE 49 (0-2)

| PLAYER | FG | 3FG | FT | O | D | R | PF | TP | A | TO | BK | ST | M |
|----------------|--------------|-------------|--------------|----------|-----------|-----------|-----------|-----------|----------|-----------|----------|-----------|----|
| Rhett..... f | 1-2 | 0-0 | 0-2 | 0 | 3 | 3 | 2 | 2 | 0 | 1 | 0 | 0 | 18 |
| Green..... f | 0-1 | 0-0 | 0-0 | 0 | 0 | 0 | 0 | 0 | 0 | 0 | 0 | 0 | 4 |
| Miller..... g | 1-7 | 0-2 | 3-4 | 1 | 1 | 2 | 1 | 5 | 4 | 2 | 0 | 5 | 33 |
| Harris..... g | 0-1 | 0-1 | 0-0 | 0 | 0 | 0 | 0 | 0 | 0 | 2 | 0 | 0 | 2 |
| Peters..... g | 3-6 | 1-4 | 1-2 | 0 | 1 | 1 | 1 | 8 | 0 | 2 | 0 | 0 | 33 |
| Butcher..... | 1-3 | 0-2 | 0-0 | 0 | 2 | 2 | 2 | 2 | 2 | 0 | 0 | 4 | 18 |
| Thornton..... | 4-7 | 0-0 | 0-0 | 0 | 1 | 1 | 3 | 8 | 0 | 1 | 1 | 1 | 24 |
| Fredrick..... | 0-0 | 0-0 | 0-0 | 0 | 0 | 0 | 0 | 0 | 1 | 0 | 0 | 0 | 1 |
| Moore..... | 1-3 | 0-1 | 5-7 | 2 | 2 | 4 | 2 | 7 | 0 | 3 | 0 | 0 | 25 |
| Covington..... | 7-13 | 0-2 | 3-3 | 3 | 11 | 14 | 3 | 17 | 0 | 5 | 0 | 2 | 26 |
| Cyphers..... | 0-4 | 0-2 | 0-0 | 0 | 0 | 0 | 2 | 0 | 0 | 3 | 0 | 0 | 16 |
| TEAM..... | | | | 0 | 1 | 1 | | | | | | | |
| TOTALS | 18-47 | 1-14 | 12-18 | 7 | 21 | 28 | 16 | 49 | 7 | 19 | 1 | 12 | |

WKU 52 (1-1)

| PLAYER | FG | 3FG | FT | O | D | R | PF | TP | A | TO | BK | ST | M |
|-----------------|--------------|-------------|-------------|-----------|-----------|-----------|-----------|-----------|-----------|-----------|----------|----------|----|
| Anyigbo..... f | 2-3 | 0-0 | 0-0 | 2 | 2 | 4 | 2 | 4 | 1 | 2 | 0 | 1 | 16 |
| Snipes..... f | 1-4 | 0-1 | 1-2 | 1 | 3 | 4 | 4 | 3 | 0 | 1 | 1 | 0 | 25 |
| McDonald..... g | 1-7 | 1-7 | 0-0 | 0 | 2 | 2 | 5 | 3 | 3 | 1 | 0 | 2 | 21 |
| Gordon..... g | 4-9 | 0-3 | 2-2 | 0 | 5 | 5 | 2 | 10 | 2 | 9 | 0 | 1 | 36 |
| Crook..... g | 5-8 | 1-1 | 2-2 | 0 | 3 | 3 | 2 | 13 | 3 | 6 | 0 | 2 | 25 |
| Kaspar..... | 2-5 | 2-4 | 1-2 | 0 | 1 | 1 | 1 | 7 | 0 | 2 | 0 | 0 | 17 |
| Dickerson..... | 1-2 | 1-2 | 1-2 | 0 | 0 | 0 | 1 | 4 | 1 | 1 | 0 | 0 | 23 |
| Akamune..... | 1-4 | 0-0 | 2-2 | 3 | 3 | 6 | 1 | 4 | 2 | 2 | 1 | 0 | 21 |
| Zollo..... | 2-4 | 0-1 | 0-0 | 3 | 3 | 6 | 1 | 4 | 0 | 1 | 1 | 0 | 16 |
| TEAM..... | | | | 0 | 2 | 2 | | | | | | | |
| TOTALS | 19-46 | 5-19 | 9-12 | 20 | 26 | 46 | 19 | 52 | 12 | 25 | 3 | 6 | |

| | 1st | 2nd | Tot | FG% | 3FG% | FT% |
|-----------------|-----|-----|-----|------|------|------|
| Tennessee State | 24 | 25 | 49 | 38.3 | 7.1 | 66.7 |
| WKU | 23 | 29 | 52 | 41.3 | 26.3 | 75.0 |

Officials: Glen Tuitt, James Barker, Tim Gattis
 Technicals: none Attendance: 3372

GAME NOTES

- Jamal Crook scored WKU's final seven points.
- Game featured 11 ties and 14 lead changes.
- WKU overcame 25 turnovers in the game, partly by forcing 19 Tennessee State miscues that resulted in 19 points.

GAME 3
NOVEMBER 17, 2011 • TULSA 65, WKU 49
TD ARENA • CHARLESTON, S.C.

TULSA 65 (3-0)

| PLAYER | FG | 3FG | FT | O | D | R | PF | TP | A | TO | BK | ST | M |
|-----------------|--------------|-------------|--------------|-----------|-----------|-----------|-----------|-----------|-----------|-----------|-----------|----------|----|
| Maduka..... f | 7-8 | 0-0 | 2-2 | 2 | 5 | 7 | 3 | 16 | 1 | 1 | 7 | 0 | 24 |
| Richard..... f | 1-2 | 0-0 | 0-0 | 0 | 1 | 1 | 4 | 2 | 0 | 3 | 0 | 1 | 13 |
| Idlet..... c | 2-7 | 0-0 | 4-5 | 3 | 4 | 7 | 1 | 8 | 2 | 2 | 1 | 0 | 19 |
| Clarkson..... g | 4-12 | 1-4 | 0-2 | 1 | 3 | 4 | 1 | 9 | 3 | 2 | 0 | 1 | 29 |
| Haralson..... g | 3-11 | 2-7 | 1-1 | 3 | 2 | 5 | 1 | 9 | 1 | 0 | 1 | 1 | 28 |
| Smith..... f | 1-2 | 0-1 | 1-2 | 0 | 0 | 0 | 3 | 3 | 0 | 2 | 0 | 0 | 9 |
| McClellan..... | 1-5 | 0-1 | 5-6 | 0 | 6 | 6 | 1 | 7 | 2 | 2 | 0 | 0 | 20 |
| Booker..... | 0-0 | 0-0 | 0-0 | 0 | 0 | 0 | 0 | 0 | 0 | 0 | 0 | 0 | 1 |
| Peete..... | 2-3 | 1-2 | 0-3 | 0 | 2 | 2 | 0 | 5 | 3 | 0 | 0 | 1 | 22 |
| Coleman..... | 0-0 | 0-0 | 0-0 | 0 | 0 | 0 | 0 | 0 | 0 | 0 | 0 | 0 | 1 |
| Wishon..... | 0-1 | 0-0 | 0-0 | 0 | 1 | 1 | 1 | 0 | 0 | 0 | 0 | 0 | 4 |
| Magley..... | 2-5 | 0-0 | 2-2 | 3 | 9 | 12 | 0 | 6 | 2 | 3 | 1 | 1 | 24 |
| Medder..... | 0-0 | 0-0 | 0-0 | 0 | 1 | 1 | 0 | 0 | 0 | 0 | 0 | 0 | 6 |
| TEAM..... | | | | 0 | 3 | 3 | | | | | | | |
| TOTALS | 23-56 | 4-15 | 15-23 | 12 | 37 | 49 | 15 | 65 | 14 | 15 | 10 | 5 | |

WKU 49 (1-2)

| PLAYER | FG | 3FG | FT | O | D | R | PF | TP | A | TO | BK | ST | M |
|------------------|--------------|-------------|------------|-----------|-----------|-----------|-----------|-----------|-----------|-----------|----------|----------|----|
| Anyigbo..... f | 2-8 | 0-0 | 4-6 | 4 | 3 | 7 | 3 | 8 | 0 | 1 | 0 | 1 | 17 |
| Zollo..... f | 0-6 | 0-4 | 0-0 | 1 | 3 | 4 | 3 | 0 | 0 | 3 | 1 | 0 | 18 |
| Kaspar..... g | 3-6 | 1-3 | 0-0 | 0 | 3 | 3 | 2 | 7 | 2 | 1 | 0 | 0 | 29 |
| Gordon..... g | 2-12 | 2-6 | 0-0 | 4 | 5 | 9 | 3 | 6 | 3 | 1 | 0 | 1 | 34 |
| Dickerson..... g | 0-3 | 0-2 | 0-0 | 0 | 4 | 4 | 0 | 0 | 1 | 0 | 1 | 1 | 24 |
| McDonald..... | 5-13 | 3-8 | 0-0 | 0 | 3 | 3 | 3 | 13 | 1 | 2 | 0 | 1 | 24 |
| Crook..... | 0-2 | 0-0 | 0-0 | 0 | 1 | 1 | 3 | 0 | 1 | 0 | 0 | 0 | 10 |
| Akamune..... | 2-4 | 0-0 | 1-1 | 1 | 1 | 2 | 3 | 5 | 0 | 2 | 0 | 1 | 17 |
| Snipes..... | 4-13 | 2-8 | 0-0 | 0 | 1 | 1 | 2 | 10 | 2 | 3 | 0 | 0 | 27 |
| TEAM..... | | | | 3 | 1 | 4 | | | | | | | |
| TOTALS | 18-67 | 8-31 | 5-7 | 13 | 25 | 38 | 22 | 49 | 10 | 13 | 2 | 5 | |

| | 1st | 2nd | Tot | FG% | 3FG% | FT% |
|-------|-----|-----|-----|------|------|------|
| Tulsa | 38 | 27 | 65 | 41.1 | 26.7 | 65.2 |
| WKU | 25 | 24 | 49 | 26.9 | 25.8 | 71.4 |

Officials: Ted Valentine, Ted Hillary, James Breeding
 Technicals: none Attendance: 2532

GAME NOTES

- Kahlil McDonald had 13 points to lead WKU, all of which came in the first half.
- Golden Hurricane outrebounded WKU in the game, 49-38.
- The Hilltoppers shot 26.9 percent (18-67) from the field and 8-for-34 (.235) in the second half.

GAME 4
NOVEMBER 18, 2011 • LSU 76, WKU 57
TD ARENA • CHARLESTON, S.C.

WKU 57 (1-3)

| PLAYER | FG | 3FG | FT | O | D | R | PF | TP | A | TO | BK | ST | M |
|------------------|--------------|-------------|--------------|-----------|-----------|-----------|-----------|-----------|----------|-----------|----------|----------|----|
| Anyigbo..... f | 2-3 | 0-0 | 2-2 | 2 | 1 | 3 | 1 | 6 | 0 | 1 | 0 | 2 | 20 |
| Zollo..... f | 0-1 | 0-1 | 0-0 | 0 | 0 | 0 | 2 | 0 | 0 | 3 | 0 | 2 | 12 |
| Kaspar..... g | 6-8 | 3-5 | 0-1 | 0 | 2 | 2 | 2 | 15 | 0 | 0 | 0 | 1 | 25 |
| Gordon..... g | 1-9 | 0-4 | 2-4 | 2 | 3 | 5 | 4 | 4 | 3 | 7 | 1 | 1 | 31 |
| Dickerson..... g | 1-4 | 1-4 | 2-3 | 1 | 0 | 1 | 1 | 5 | 2 | 1 | 0 | 0 | 21 |
| McDonald..... | 1-8 | 0-4 | 2-2 | 1 | 2 | 3 | 0 | 4 | 0 | 2 | 0 | 0 | 21 |
| Sheldon..... | 0-0 | 0-0 | 0-0 | 0 | 0 | 0 | 0 | 0 | 0 | 0 | 0 | 0 | 1 |
| Crook..... | 1-3 | 0-1 | 0-0 | 0 | 2 | 2 | 1 | 2 | 0 | 0 | 0 | 0 | 12 |
| Akamune..... | 1-2 | 0-0 | 3-5 | 3 | 4 | 7 | 4 | 5 | 0 | 2 | 3 | 1 | 17 |
| Snipes..... | 3-8 | 1-4 | 6-6 | 1 | 0 | 1 | 4 | 13 | 0 | 1 | 0 | 0 | 27 |
| Akol..... | 1-6 | 0-1 | 1-4 | 2 | 3 | 5 | 3 | 3 | 0 | 3 | 1 | 0 | 12 |
| Starks..... | 0-0 | 0-0 | 0-0 | 0 | 0 | 0 | 0 | 0 | 0 | 0 | 0 | 0 | 1 |
| TEAM..... | | | | 2 | 3 | 5 | | | | | | | |
| TOTALS | 17-52 | 5-24 | 18-27 | 14 | 20 | 34 | 22 | 57 | 5 | 20 | 5 | 7 | |

LSU 76 (2-2)

| PLAYER | FG | 3FG | FT | O | D | R | PF | TP | A | TO | BK | ST | M |
|------------------|--------------|-------------|--------------|-----------|-----------|-----------|-----------|-----------|-----------|-----------|----------|-----------|----|
| Warren..... f | 4-8 | 0-1 | 1-2 | 2 | 5 | 7 | 4 | 9 | 1 | 1 | 0 | 3 | 22 |
| Hamilton..... c | 5-10 | 0-0 | 8-8 | 5 | 4 | 9 | 3 | 18 | 0 | 1 | 1 | 0 | 24 |
| Hickey..... g | 7-13 | 2-4 | 1-1 | 1 | 6 | 7 | 2 | 17 | 4 | 2 | 0 | 3 | 26 |
| Stringer..... g | 2-6 | 1-3 | 0-0 | 1 | 0 | 1 | 4 | 5 | 3 | 2 | 0 | 3 | 25 |
| Turner..... g | 3-9 | 2-5 | 0-0 | 0 | 4 | 4 | 3 | 8 | 1 | 3 | 0 | 0 | 32 |
| O'Bryant III.... | 1-6 | 0-1 | 0-2 | 2 | 2 | 4 | 3 | 2 | 0 | 4 | 1 | 0 | 10 |
| Bass..... | 0-0 | 0-0 | 3-4 | 1 | 0 | 1 | 0 | 3 | 3 | 1 | 0 | 1 | 15 |
| White..... | 2-6 | 0-0 | 2-3 | 1 | 1 | 2 | 3 | 6 | 0 | 2 | 1 | 0 | 12 |
| Ludwig..... | 0-0 | 0-0 | 0-0 | 0 | 1 | 1 | 1 | 0 | 0 | 0 | 1 | 0 | 7 |
| Courtney..... | 1-4 | 1-2 | 2-2 | 2 | 3 | 5 | 1 | 5 | 0 | 0 | 0 | 0 | 7 |
| Isaac..... | 1-1 | 0-0 | 1-2 | 3 | 0 | 3 | 2 | 3 | 0 | 1 | 0 | 0 | 19 |
| Del Piero..... | 0-0 | 0-0 | 0-0 | 0 | 0 | 0 | 0 | 0 | 0 | 0 | 0 | 0 | 1 |
| TEAM..... | | | | 1 | 1 | 2 | | | | | | | |
| TOTALS | 26-63 | 6-16 | 18-24 | 19 | 27 | 46 | 26 | 76 | 12 | 17 | 4 | 10 | |

| | 1st | 2nd | Tot | FG% | 3FG% | FT% |
|-----|-----|-----|-----|------|------|------|
| WKU | 38 | 19 | 57 | 32.7 | 20.8 | 66.7 |
| LSU | 40 | 36 | 76 | 41.3 | 37.5 | 75.0 |

Officials: Gary Maxwell, James Breeding, John Hughes
 Technicals: WKU TEAM 2; LSU White Attendance: 1711

GAME NOTES

- WKU scored 19 second-half points.
- Two-point halftime deficit turned into a 76-57 LSU win.
- WKU shot 32.7 percent from the field, which fell from nearly 40 percent at halftime after going 7-for-25 (.280) in the second half.

2011-12 SEASON IN REVIEW

2011-12 BOX SCORES

GAME 5
NOVEMBER 20, 2011 • VCU 69, WKU 64
TD ARENA • CHARLESTON, S.C.

| WKU 64 (1-4) | | | | | | | | | | | | | |
|----------------|--------------|-------------|--------------|-----------|-----------|-----------|-----------|-----------|-----------|-----------|----------|----------|----|
| PLAYER | FG | 3FG | FT | O | D | R | PF | TP | A | TO | BK | ST | M |
| Anyigbo..... f | 0-0 | 0-0 | 1-4 | 1 | 0 | 1 | 1 | 1 | 1 | 1 | 0 | 0 | 12 |
| Snipes..... f | 2-5 | 1-3 | 0-0 | 0 | 0 | 0 | 3 | 5 | 0 | 1 | 0 | 0 | 17 |
| Kaspar..... g | 4-7 | 3-5 | 2-2 | 1 | 2 | 3 | 3 | 13 | 3 | 5 | 0 | 4 | 32 |
| Gordon..... g | 4-9 | 1-4 | 0-0 | 0 | 5 | 5 | 3 | 9 | 2 | 3 | 0 | 1 | 32 |
| Price..... g | 5-11 | 4-6 | 3-5 | 1 | 3 | 4 | 3 | 17 | 1 | 4 | 0 | 0 | 32 |
| McDonald..... | 0-2 | 0-1 | 0-0 | 0 | 3 | 3 | 1 | 0 | 1 | 0 | 0 | 0 | 13 |
| Crook..... | 2-2 | 0-0 | 0-0 | 0 | 1 | 1 | 0 | 4 | 0 | 2 | 0 | 0 | 9 |
| Akamune..... | 1-2 | 0-0 | 2-6 | 1 | 4 | 5 | 2 | 4 | 1 | 0 | 0 | 0 | 12 |
| Akol..... | 2-3 | 0-0 | 3-5 | 0 | 2 | 2 | 4 | 7 | 1 | 0 | 7 | 0 | 22 |
| Zollo..... | 0-1 | 0-0 | 0-0 | 0 | 1 | 1 | 0 | 0 | 0 | 0 | 1 | 0 | 6 |
| Fant..... | 0-1 | 0-0 | 4-4 | 2 | 1 | 3 | 3 | 4 | 0 | 3 | 0 | 1 | 13 |
| TEAM..... | | | | 4 1 5 | | | | | | | | | |
| TOTALS | 20-43 | 9-19 | 15-26 | 10 | 23 | 33 | 23 | 64 | 10 | 20 | 8 | 6 | |

| VCU 69 (2-2) | | | | | | | | | | | | | |
|------------------|--------------|-------------|--------------|-----------|-----------|-----------|-----------|-----------|-----------|-----------|----------|-----------|----|
| PLAYER | FG | 3FG | FT | O | D | R | PF | TP | A | TO | BK | ST | M |
| Burgess..... f | 2-7 | 2-5 | 4-6 | 0 | 2 | 2 | 4 | 10 | 0 | 1 | 0 | 0 | 27 |
| Houston..... f | 0-1 | 0-0 | 0-0 | 0 | 0 | 0 | 3 | 0 | 0 | 2 | 0 | 0 | 10 |
| Weber..... g | 2-4 | 0-1 | 3-3 | 2 | 3 | 5 | 1 | 7 | 0 | 3 | 1 | 2 | 17 |
| Theus..... g | 5-7 | 1-2 | 1-2 | 2 | 1 | 3 | 3 | 12 | 5 | 5 | 0 | 3 | 35 |
| Brandenberg..... | 7-14 | 2-4 | 2-3 | 2 | 0 | 2 | 3 | 18 | 3 | 0 | 0 | 2 | 33 |
| Okereafor..... | 0-0 | 0-0 | 0-0 | 0 | 0 | 0 | 0 | 0 | 0 | 0 | 0 | 0 | 2 |
| Reddic..... | 2-4 | 0-0 | 0-0 | 1 | 2 | 3 | 4 | 4 | 0 | 2 | 1 | 0 | 15 |
| Graham..... | 0-7 | 0-1 | 5-6 | 4 | 2 | 6 | 1 | 5 | 0 | 0 | 1 | 2 | 15 |
| Guest..... | 0-1 | 0-0 | 0-0 | 0 | 1 | 1 | 0 | 0 | 0 | 0 | 0 | 0 | 6 |
| Daniels..... | 2-7 | 2-7 | 4-4 | 2 | 2 | 4 | 1 | 10 | 2 | 1 | 0 | 1 | 24 |
| Haley..... | 1-4 | 0-0 | 1-3 | 4 | 0 | 4 | 3 | 3 | 1 | 0 | 0 | 0 | 16 |
| TEAM..... | | | | 1 4 5 | | | | | | | | | |
| TOTALS | 21-56 | 7-20 | 20-27 | 18 | 17 | 35 | 23 | 69 | 11 | 15 | 3 | 10 | |

| | 1st | 2nd | Tot | FG% | 3FG% | FT% |
|-----|-----|-----|-----|------|------|------|
| WKU | 33 | 31 | 64 | 46.5 | 47.4 | 57.7 |
| VCU | 37 | 32 | 69 | 37.5 | 35.0 | 74.1 |

Officials: Gerry Pollard, John Hughes, Brent Hampton
 Technicals: none Attendance: 2112

GAME NOTES

- WKU led by 12 points with eight minutes left against VCU.
- The Rams ended the game on a 25-8 run.
- T.J. Price scored 17 points in his season debut and hit four three-pointers.
- Teeng Akol blocked a career-high seven shots.

GAME 6
NOVEMBER 23, 2011 • VCU 68, WKU 45
E.A. DIDDLE ARENA • BOWLING GREEN, KY.

| VCU 68 (3-2) | | | | | | | | | | | | | |
|------------------|--------------|-------------|--------------|-----------|-----------|-----------|-----------|-----------|-----------|-----------|----------|----------|----|
| PLAYER | FG | 3FG | FT | O | D | R | PF | TP | A | TO | BK | ST | M |
| Reddic..... f | 4-5 | 0-0 | 0-0 | 2 | 3 | 5 | 4 | 8 | 0 | 0 | 0 | 1 | 15 |
| Burgess..... f | 5-12 | 4-9 | 2-2 | 0 | 5 | 5 | 1 | 16 | 1 | 0 | 0 | 1 | 37 |
| Weber..... g | 5-6 | 0-1 | 3-3 | 0 | 5 | 5 | 0 | 13 | 1 | 2 | 0 | 4 | 29 |
| Theus..... g | 5-9 | 0-2 | 2-2 | 0 | 2 | 2 | 2 | 12 | 3 | 6 | 0 | 0 | 32 |
| Brandenberg..... | 4-8 | 2-2 | 2-3 | 1 | 2 | 3 | 2 | 12 | 4 | 2 | 0 | 0 | 27 |
| Okereafor..... | 0-1 | 0-1 | 0-0 | 0 | 1 | 1 | 1 | 0 | 1 | 2 | 0 | 0 | 8 |
| Graham..... | 0-0 | 0-0 | 0-0 | 0 | 1 | 1 | 2 | 0 | 0 | 0 | 0 | 0 | 6 |
| Guest..... | 0-0 | 0-0 | 0-0 | 1 | 1 | 2 | 0 | 0 | 0 | 0 | 0 | 0 | 2 |
| Houston..... | 1-1 | 0-0 | 0-0 | 2 | 0 | 2 | 4 | 2 | 0 | 1 | 0 | 1 | 9 |
| McCarter..... | 0-1 | 0-0 | 0-0 | 0 | 0 | 0 | 0 | 0 | 0 | 0 | 0 | 0 | 2 |
| Daniels..... | 0-5 | 0-2 | 0-0 | 2 | 1 | 3 | 3 | 0 | 0 | 1 | 0 | 1 | 16 |
| Haley..... | 2-3 | 0-0 | 1-2 | 1 | 2 | 3 | 2 | 5 | 0 | 1 | 1 | 0 | 15 |
| Hinton..... | 0-1 | 0-0 | 0-0 | 0 | 0 | 0 | 0 | 0 | 0 | 0 | 0 | 0 | 2 |
| TEAM..... | | | | 1 0 1 | | | | | | | | | |
| TOTALS | 26-52 | 6-17 | 10-12 | 10 | 23 | 33 | 21 | 68 | 10 | 15 | 1 | 8 | |

| WKU 45 (1-5) | | | | | | | | | | | | | |
|----------------|--------------|-------------|-------------|----------|-----------|-----------|-----------|-----------|----------|-----------|----------|----------|----|
| PLAYER | FG | 3FG | FT | O | D | R | PF | TP | A | TO | BK | ST | M |
| Anyigbo..... f | 0-2 | 0-0 | 0-0 | 0 | 1 | 1 | 2 | 0 | 1 | 0 | 0 | 1 | 11 |
| Fant..... f | 2-7 | 0-0 | 2-6 | 3 | 3 | 6 | 1 | 6 | 2 | 2 | 0 | 1 | 25 |
| Kaspar..... g | 2-5 | 1-3 | 1-2 | 0 | 4 | 4 | 2 | 6 | 3 | 6 | 0 | 0 | 28 |
| Gordon..... g | 5-8 | 1-2 | 1-2 | 1 | 3 | 4 | 1 | 12 | 2 | 2 | 0 | 0 | 31 |
| Price..... g | 2-5 | 1-4 | 1-2 | 1 | 1 | 2 | 2 | 6 | 1 | 4 | 1 | 1 | 19 |
| McDonald..... | 2-5 | 1-4 | 0-0 | 0 | 2 | 2 | 2 | 5 | 0 | 0 | 0 | 0 | 22 |
| Sheldon..... | 0-0 | 0-0 | 0-0 | 0 | 1 | 1 | 0 | 0 | 0 | 0 | 0 | 0 | 2 |
| Crook..... | 1-2 | 0-0 | 3-5 | 0 | 0 | 0 | 3 | 5 | 0 | 3 | 0 | 2 | 14 |
| Akamune..... | 0-0 | 0-0 | 0-0 | 2 | 1 | 3 | 2 | 0 | 0 | 1 | 1 | 1 | 16 |
| Snipes..... | 1-2 | 1-1 | 0-0 | 0 | 0 | 0 | 0 | 3 | 0 | 1 | 0 | 0 | 12 |
| Akol..... | 1-3 | 0-0 | 0-1 | 1 | 2 | 3 | 3 | 2 | 0 | 2 | 1 | 0 | 17 |
| Zollo..... | 0-0 | 0-0 | 0-0 | 0 | 0 | 0 | 0 | 0 | 0 | 0 | 0 | 0 | 3 |
| TEAM..... | | | | 0 0 0 | | | | | | | | | |
| TOTALS | 16-39 | 5-14 | 8-18 | 8 | 18 | 26 | 18 | 45 | 9 | 22 | 3 | 6 | |

| | 1st | 2nd | Tot | FG% | 3FG% | FT% |
|-----|-----|-----|-----|------|------|------|
| VCU | 31 | 37 | 68 | 50.0 | 35.3 | 83.3 |
| WKU | 27 | 18 | 45 | 41.0 | 35.7 | 44.4 |

Officials: Raymond Natili, Alan Spainhour, Dwayne Gladden
 Technicals: none Attendance: 3285

GAME NOTES

- A 15-0 Ram outburst late in the second half proved to be too much to overcome.
- The Hilltoppers were held to just one field goal in the final 12-plus minutes of the game.
- VCU shot 64.0 percent in the second 20 minutes (16-for-25).
- VCU forced 22 WKU turnovers and capitalized to the tune of 28 points.
- WKU never led in the game.

2011-12 SEASON IN REVIEW

GAME 7

NOVEMBER 26, 2011 • WKU 72, SOUTHEASTERN LOUISIANA 67
E.A. DIDDLE ARENA • BOWLING GREEN, KY.

SOUTHEASTERN LOUISIANA 67 (3-2)

| PLAYER | FG | 3FG | FT | O | D | R | PF | TP | A | TO | BK | ST | M |
|------------------|--------------|-------------|--------------|-----------|-----------|-----------|-----------|-----------|----------|-----------|----------|----------|----|
| Benton..... f | 1-4 | 1-2 | 0-1 | 1 | 4 | 5 | 2 | 3 | 1 | 1 | 1 | 0 | 22 |
| Petrovcic..... f | 4-8 | 0-1 | 2-2 | 3 | 4 | 7 | 4 | 10 | 3 | 2 | 0 | 2 | 22 |
| Fortenberry...g | 2-10 | 0-3 | 6-6 | 0 | 1 | 1 | 2 | 10 | 1 | 2 | 1 | 1 | 27 |
| Populist.....g | 3-6 | 1-3 | 1-1 | 1 | 3 | 4 | 3 | 8 | 0 | 2 | 0 | 1 | 31 |
| Campbell.....g | 8-13 | 1-2 | 0-1 | 0 | 1 | 1 | 2 | 17 | 0 | 2 | 0 | 1 | 34 |
| Ross..... | 1-1 | 0-0 | 0-2 | 0 | 0 | 0 | 1 | 2 | 0 | 0 | 0 | 0 | 3 |
| Johnson..... | 1-4 | 0-0 | 1-2 | 1 | 1 | 2 | 2 | 3 | 0 | 2 | 1 | 1 | 10 |
| Patterson..... | 3-5 | 0-0 | 0-0 | 2 | 5 | 7 | 5 | 6 | 4 | 3 | 0 | 2 | 27 |
| Harrel..... | 0-1 | 0-0 | 0-0 | 0 | 1 | 1 | 1 | 0 | 0 | 1 | 0 | 0 | 6 |
| Cooper..... | 1-2 | 1-1 | 0-0 | 0 | 0 | 0 | 1 | 3 | 0 | 1 | 0 | 0 | 10 |
| Ochie..... | 2-5 | 1-3 | 0-0 | 0 | 1 | 1 | 2 | 5 | 0 | 1 | 1 | 0 | 8 |
| TEAM..... | 22 24 | | | | | | | | | | | | |
| TOTALS | 26-59 | 5-15 | 10-15 | 10 | 23 | 33 | 25 | 67 | 9 | 18 | 4 | 8 | |

WKU 72 (2-5)

| PLAYER | FG | 3FG | FT | O | D | R | PF | TP | A | TO | BK | ST | M |
|---------------|--------------|-------------|--------------|-----------|-----------|-----------|-----------|-----------|-----------|-----------|----------|----------|----|
| Snipes..... f | 3-9 | 0-1 | 1-2 | 4 | 4 | 8 | 1 | 7 | 3 | 3 | 0 | 3 | 34 |
| Fant..... f | 5-12 | 0-0 | 5-9 | 3 | 5 | 8 | 3 | 15 | 3 | 4 | 3 | 1 | 31 |
| Kaspar.....g | 3-9 | 2-7 | 2-3 | 1 | 2 | 3 | 1 | 10 | 3 | 4 | 0 | 0 | 37 |
| McDonald....g | 1-4 | 1-3 | 2-4 | 0 | 4 | 4 | 2 | 5 | 1 | 1 | 0 | 0 | 20 |
| Gordon.....g | 3-7 | 0-1 | 8-8 | 2 | 1 | 3 | 2 | 14 | 2 | 3 | 0 | 1 | 36 |
| Crook..... | 0-2 | 0-0 | 0-0 | 0 | 2 | 2 | 0 | 0 | 0 | 0 | 0 | 1 | 11 |
| Akamune..... | 1-1 | 0-0 | 0-0 | 0 | 1 | 1 | 2 | 2 | 0 | 2 | 0 | 0 | 5 |
| Akol..... | 5-7 | 1-1 | 6-6 | 2 | 5 | 7 | 4 | 17 | 0 | 1 | 1 | 0 | 16 |
| Drane..... | 0-0 | 0-0 | 0-0 | 0 | 0 | 0 | 2 | 0 | 1 | 0 | 0 | 0 | 4 |
| Zollo..... | 1-1 | 0-0 | 0-0 | 0 | 0 | 0 | 0 | 2 | 0 | 3 | 1 | 0 | 6 |
| TEAM..... | 12 3 | | | | | | | | | | | | |
| TOTALS | 22-52 | 4-13 | 24-32 | 13 | 26 | 39 | 17 | 72 | 13 | 21 | 5 | 6 | |

| | 1st | 2nd | Tot | FG% | 3FG% | FT% |
|------------------|-----|-----|-----|------|------|------|
| Southeastern La. | 30 | 37 | 67 | 44.1 | 33.3 | 66.7 |
| WKU | 40 | 32 | 72 | 42.3 | 30.8 | 75.0 |

Officials: Ron Groover, Shannon Cain, Todd Austin
Technical: none Attendance: 2714

GAME NOTES

- Four WKU players were in double figures, helping WKU snap a four-game losing streak.
- WKU was paced by Teeng Akol's career-high 17 points, and George Fant and Derrick Gordon added 15 and 14, respectively.
- WKU shot 42.3 percent as a team in the game (22-for-52) and went 24-for-32 from the free throw line (.750).

GAME 8

DECEMBER 1, 2011 • MURRAY STATE 70, WKU 59
E.A. DIDDLE ARENA • BOWLING GREEN, KY.

MURRAY STATE 70 (8-0)

| PLAYER | FG | 3FG | FT | O | D | R | PF | TP | A | TO | BK | ST | M |
|---------------|--------------|-------------|--------------|-----------|-----------|-----------|-----------|-----------|----------|-----------|----------|----------|----|
| Daniel..... f | 2-4 | 0-0 | 4-7 | 3 | 1 | 4 | 4 | 8 | 2 | 2 | 0 | 2 | 26 |
| Aska..... f | 6-13 | 0-0 | 2-2 | 1 | 7 | 8 | 3 | 14 | 0 | 1 | 0 | 0 | 28 |
| Canaan.....g | 5-10 | 2-4 | 6-7 | 1 | 4 | 5 | 3 | 18 | 2 | 4 | 0 | 0 | 36 |
| Poole.....g | 2-9 | 1-5 | 5-6 | 1 | 1 | 2 | 2 | 10 | 1 | 1 | 0 | 1 | 31 |
| Long.....g | 1-2 | 1-1 | 3-4 | 0 | 1 | 1 | 3 | 6 | 2 | 2 | 0 | 0 | 28 |
| Wilson..... | 1-3 | 0-0 | 0-0 | 0 | 2 | 2 | 1 | 2 | 0 | 1 | 0 | 1 | 15 |
| Mushatt..... | 4-6 | 1-2 | 0-0 | 3 | 2 | 5 | 2 | 9 | 0 | 1 | 0 | 1 | 16 |
| Jackson..... | 0-2 | 0-0 | 0-0 | 1 | 0 | 1 | 2 | 0 | 2 | 0 | 0 | 0 | 12 |
| Garrett..... | 1-2 | 0-0 | 1-1 | 1 | 0 | 1 | 0 | 3 | 0 | 1 | 0 | 1 | 8 |
| TEAM..... | 3 14 | | | | | | | | | | | | |
| TOTALS | 22-51 | 5-12 | 21-27 | 14 | 19 | 33 | 20 | 70 | 9 | 13 | 0 | 6 | |

WKU 59 (2-6)

| PLAYER | FG | 3FG | FT | O | D | R | PF | TP | A | TO | BK | ST | M |
|---------------|--------------|-------------|-------------|-----------|-----------|-----------|-----------|-----------|-----------|-----------|----------|----------|----|
| Akol..... f | 4-9 | 0-1 | 0-0 | 2 | 1 | 3 | 4 | 8 | 1 | 2 | 3 | 0 | 22 |
| Fant..... f | 4-12 | 0-1 | 0-0 | 6 | 3 | 9 | 4 | 8 | 1 | 3 | 2 | 0 | 29 |
| Kaspar.....g | 1-4 | 0-3 | 4-4 | 0 | 3 | 3 | 3 | 6 | 2 | 0 | 0 | 0 | 22 |
| McDonald....g | 1-3 | 1-3 | 0-0 | 1 | 1 | 2 | 2 | 3 | 2 | 0 | 0 | 0 | 19 |
| Gordon.....g | 2-5 | 0-1 | 2-2 | 0 | 2 | 2 | 2 | 6 | 2 | 3 | 1 | 0 | 32 |
| Anyigbo..... | 1-1 | 0-0 | 0-1 | 2 | 2 | 4 | 4 | 2 | 1 | 2 | 0 | 1 | 13 |
| Crook..... | 9-13 | 0-0 | 2-5 | 1 | 2 | 3 | 1 | 20 | 1 | 3 | 0 | 1 | 25 |
| Akamune..... | 0-1 | 0-0 | 0-0 | 1 | 1 | 2 | 1 | 0 | 0 | 0 | 2 | 0 | 8 |
| Zollo..... | 1-2 | 0-0 | 0-0 | 2 | 1 | 3 | 0 | 2 | 0 | 0 | 0 | 0 | 6 |
| Price..... | 1-6 | 1-3 | 1-2 | 0 | 3 | 3 | 4 | 4 | 3 | 2 | 0 | 0 | 24 |
| TEAM..... | 10 1 | | | | | | | | | | | | |
| TOTALS | 24-56 | 2-12 | 9-14 | 16 | 19 | 35 | 25 | 59 | 13 | 15 | 8 | 2 | |

| | 1st | 2nd | Tot | FG% | 3FG% | FT% |
|--------------|-----|-----|-----|------|------|------|
| Murray State | 40 | 30 | 70 | 43.1 | 41.7 | 77.8 |
| WKU | 28 | 31 | 59 | 42.9 | 16.7 | 64.3 |

Officials: Steve Olson, Billy Dunlap, Jon Stigliano
Technical: none Attendance: 3845

GAME NOTES

- Jamal Crook scored 18 of his 20 points in the second half, including 10 during a key 14-1 WKU run that cut the Murray State lead to three.
- WKU tied a season high with 13 assists and shot 42.9 percent in each half and for the game.
- Murray State went 21-for-27 from the free throw line, compared to WKU's 9-for-14 from the charity stripe.

2011-12 BOX SCORES

2011-12 SEASON IN REVIEW

GAME 9

**DECEMBER 4, 2011 • WKU 60, BOWLING GREEN STATE 53
E.A. DIDDLE ARENA • BOWLING GREEN, KY.**

BOWLING GREEN STATE 53 (4-3)

| PLAYER | FG | 3FG | FT | O | D | R | PF | TP | A | TO | BK | ST | M |
|----------------|--------------|-------------|-------------|-----------|-----------|-----------|-----------|-----------|-----------|-----------|----------|----------|----|
| Thomas..... f | 6-10 | 1-2 | 3-3 | 2 | 6 | 8 | 4 | 16 | 2 | 3 | 0 | 1 | 32 |
| Calhoun..... f | 4-16 | 1-2 | 2-2 | 0 | 3 | 3 | 5 | 11 | 1 | 0 | 0 | 0 | 25 |
| Black..... f | 2-5 | 0-0 | 0-1 | 3 | 1 | 4 | 2 | 4 | 1 | 1 | 1 | 0 | 25 |
| Kraus..... g | 2-6 | 1-3 | 2-2 | 0 | 2 | 2 | 2 | 7 | 2 | 3 | 0 | 3 | 30 |
| Brown..... g | 1-4 | 0-1 | 0-0 | 0 | 0 | 0 | 0 | 2 | 1 | 0 | 0 | 1 | 18 |
| Crawford..... | 3-13 | 0-2 | 1-2 | 2 | 4 | 6 | 2 | 7 | 3 | 3 | 2 | 2 | 35 |
| Erger..... | 1-3 | 0-1 | 0-2 | 1 | 1 | 2 | 1 | 2 | 0 | 0 | 0 | 0 | 11 |
| Orr..... | 0-0 | 0-0 | 0-0 | 0 | 0 | 0 | 0 | 0 | 0 | 1 | 0 | 0 | 2 |
| Sealey..... | 1-5 | 0-0 | 0-0 | 2 | 4 | 6 | 4 | 2 | 0 | 3 | 0 | 0 | 14 |
| Oglesby..... | 1-1 | 0-0 | 0-0 | 0 | 1 | 1 | 2 | 2 | 0 | 0 | 0 | 0 | 8 |
| TEAM..... | | | | 1 | 0 | 1 | | | | | | | |
| TOTALS | 21-63 | 3-11 | 8-12 | 11 | 22 | 33 | 22 | 53 | 10 | 14 | 3 | 7 | |

WKU 60 (3-6)

| PLAYER | FG | 3FG | FT | O | D | R | PF | TP | A | TO | BK | ST | M |
|-----------------|--------------|-------------|--------------|-----------|-----------|-----------|-----------|-----------|-----------|-----------|----------|----------|----|
| Akol..... f | 2-6 | 1-2 | 4-4 | 2 | 6 | 8 | 3 | 9 | 0 | 4 | 0 | 0 | 22 |
| Fant..... f | 5-6 | 0-0 | 3-7 | 1 | 6 | 7 | 3 | 13 | 2 | 2 | 4 | 3 | 28 |
| Kaspar..... g | 2-7 | 1-4 | 0-0 | 2 | 3 | 5 | 2 | 5 | 0 | 2 | 0 | 1 | 20 |
| McDonald..... g | 1-6 | 1-6 | 4-4 | 0 | 2 | 2 | 1 | 7 | 2 | 0 | 1 | 0 | 24 |
| Gordon..... g | 2-6 | 0-2 | 4-6 | 0 | 6 | 6 | 1 | 8 | 0 | 3 | 1 | 0 | 19 |
| Anyigbo..... g | 2-2 | 0-0 | 0-2 | 0 | 0 | 0 | 0 | 4 | 0 | 1 | 0 | 1 | 7 |
| Crook..... | 1-2 | 0-0 | 1-3 | 0 | 2 | 2 | 2 | 3 | 3 | 4 | 0 | 2 | 12 |
| Akamune..... | 0-0 | 0-0 | 0-0 | 0 | 1 | 1 | 0 | 0 | 0 | 0 | 0 | 0 | 4 |
| Snipes..... | 1-2 | 0-1 | 0-0 | 0 | 2 | 2 | 1 | 2 | 1 | 1 | 0 | 0 | 18 |
| Zollo..... | 2-3 | 0-1 | 0-0 | 1 | 1 | 2 | 1 | 4 | 3 | 2 | 0 | 0 | 18 |
| Price..... | 0-5 | 0-2 | 5-5 | 2 | 1 | 3 | 2 | 5 | 0 | 2 | 0 | 0 | 28 |
| TEAM..... | | | | 2 | 3 | 5 | | | | | | | |
| TOTALS | 18-45 | 3-18 | 21-31 | 10 | 33 | 43 | 16 | 60 | 11 | 21 | 6 | 7 | |

| | 1st | 2nd | Tot | FG% | 3FG% | FT% |
|---------------------|-----|-----|-----|------|------|------|
| Bowling Green State | 21 | 32 | 53 | 33.3 | 27.3 | 66.7 |
| WKU | 33 | 27 | 60 | 40.0 | 16.7 | 67.7 |

Officials: James Barker, John Hampton, Tim Gattis
 Technicals: none Attendance: 3119

GAME NOTES

- WKU led by as many as 18 points three-and-a-half minutes into the second half.
- Bowling Green State stormed back and tied the game at 53 with 2:18 left in the game.
- The Hilltoppers regrouped and made seven of 10 free throws after that to earn the win.
- WKU shot 60.9 percent in the first half (14-of-23) but made just 4 of 22 shots in the second (.182) and missed all 11 three-point tries.

GAME 10

**DECEMBER 7, 2011 • WKU 62, SOUTHERN ILLINOIS 55
SIU ARENA • CARBONDALE, ILL.**

WKU 62 (4-6)

| PLAYER | FG | 3FG | FT | O | D | R | PF | TP | A | TO | BK | ST | M |
|-----------------|--------------|------------|--------------|-----------|-----------|-----------|-----------|-----------|-----------|-----------|----------|----------|----|
| Fant..... f | 3-3 | 0-0 | 2-4 | 1 | 3 | 4 | 3 | 8 | 0 | 1 | 1 | 3 | 28 |
| Akol..... c | 3-7 | 0-1 | 2-5 | 1 | 1 | 2 | 3 | 8 | 1 | 1 | 0 | 0 | 25 |
| Kaspar..... g | 0-3 | 0-1 | 0-0 | 0 | 0 | 0 | 0 | 0 | 0 | 1 | 0 | 1 | 9 |
| McDonald..... g | 0-1 | 0-1 | 5-6 | 1 | 2 | 3 | 2 | 5 | 0 | 1 | 0 | 0 | 17 |
| Gordon..... g | 5-9 | 1-2 | 3-4 | 2 | 11 | 13 | 2 | 14 | 2 | 5 | 0 | 2 | 33 |
| Anyigbo..... | 1-3 | 0-0 | 0-0 | 2 | 0 | 2 | 1 | 2 | 1 | 1 | 0 | 0 | 8 |
| Crook..... | 4-12 | 0-0 | 4-6 | 2 | 3 | 5 | 1 | 12 | 4 | 0 | 0 | 0 | 25 |
| Akamune..... | 0-0 | 0-0 | 0-0 | 0 | 0 | 0 | 2 | 0 | 0 | 1 | 0 | 0 | 1 |
| Snipes, Nigel | 1-1 | 0-0 | 1-2 | 0 | 1 | 1 | 2 | 3 | 0 | 1 | 0 | 0 | 9 |
| Zollo..... | 1-2 | 0-1 | 0-0 | 1 | 2 | 3 | 1 | 2 | 1 | 0 | 1 | 0 | 14 |
| Price..... | 3-7 | 2-3 | 0-3 | 1 | 1 | 2 | 1 | 8 | 2 | 4 | 0 | 1 | 31 |
| TEAM..... | | | | 0 | 1 | 1 | | | | | | | |
| TOTALS | 21-48 | 3-9 | 17-30 | 11 | 25 | 36 | 18 | 62 | 11 | 16 | 2 | 7 | |

SOUTHERN ILLINOIS 55 (1-4)

| PLAYER | FG | 3FG | FT | O | D | R | PF | TP | A | TO | BK | ST | M |
|---------------|--------------|-------------|--------------|-----------|-----------|-----------|-----------|-----------|-----------|-----------|----------|-----------|----|
| Seck..... f | 7-12 | 0-0 | 6-7 | 4 | 3 | 7 | 4 | 20 | 7 | 3 | 1 | 4 | 35 |
| Setty..... f | 0-9 | 0-3 | 2-2 | 1 | 5 | 6 | 3 | 2 | 3 | 2 | 0 | 3 | 24 |
| Swan..... g | 3-7 | 0-1 | 0-0 | 0 | 8 | 8 | 2 | 6 | 0 | 7 | 0 | 1 | 35 |
| Early..... g | 4-10 | 0-2 | 5-6 | 1 | 3 | 4 | 5 | 13 | 1 | 2 | 1 | 0 | 29 |
| Taylor..... g | 1-6 | 0-2 | 0-0 | 0 | 1 | 1 | 1 | 2 | 1 | 1 | 0 | 1 | 27 |
| Bryer..... | 0-0 | 0-0 | 2-2 | 0 | 0 | 0 | 5 | 2 | 0 | 1 | 0 | 0 | 10 |
| Goff..... | 0-1 | 0-0 | 0-0 | 0 | 0 | 0 | 0 | 0 | 0 | 0 | 0 | 1 | 8 |
| Lindsay..... | 4-6 | 2-3 | 0-0 | 1 | 1 | 2 | 2 | 10 | 0 | 1 | 0 | 0 | 21 |
| Whitt..... | 0-3 | 0-0 | 0-0 | 0 | 1 | 1 | 3 | 0 | 0 | 1 | 0 | 0 | 11 |
| TEAM..... | | | | 5 | 3 | 8 | | | | | | | |
| TOTALS | 19-54 | 2-11 | 15-17 | 12 | 25 | 37 | 25 | 55 | 12 | 19 | 2 | 10 | |

| | 1st | 2nd | Tot | FG% | 3FG% | FT% |
|-------------------|-----|-----|-----|------|------|------|
| WKU | 30 | 32 | 62 | 43.8 | 33.3 | 56.7 |
| Southern Illinois | 27 | 28 | 55 | 35.2 | 18.2 | 88.2 |

Officials: Doug Sirmons, Kyle Chambers, Ray Natili
 Technicals: none Attendance: 3012

GAME NOTES

- Derrick Gordon recorded the first double-double by a Hilltopper this season with a 14-point, 13-rebound performance.
- The win was WKU's first in Carbondale since 1988.

GAME 11
DECEMBER 10, 2011 • IUPUI 84, WKU 76
THE JUNGLE • INDIANAPOLIS, IND.

WKU 76 (4-7)

| PLAYER | FG | 3FG | FT | O | D | R | PF | TP | A | TO | BK | ST | M |
|---------------|--------------|-------------|--------------|-----------|-----------|-----------|-----------|-----------|----------|-----------|----------|----------|----|
| Fant | 2-6 | 0-0 | 3-5 | 1 | 5 | 6 | 4 | 7 | 1 | 3 | 0 | 0 | 25 |
| Akol | 1-6 | 0-2 | 0-0 | 3 | 2 | 5 | 1 | 2 | 0 | 0 | 1 | 0 | 16 |
| Kaspar | 2-4 | 1-2 | 0-0 | 0 | 2 | 2 | 3 | 5 | 2 | 2 | 0 | 0 | 19 |
| McDonald | 4-9 | 3-7 | 4-5 | 0 | 2 | 2 | 1 | 15 | 1 | 3 | 1 | 1 | 24 |
| Gordon | 3-10 | 2-3 | 0-0 | 1 | 7 | 8 | 3 | 8 | 2 | 0 | 1 | 0 | 33 |
| Anyigbo | 1-2 | 0-0 | 1-2 | 0 | 3 | 3 | 3 | 3 | 0 | 1 | 0 | 0 | 12 |
| Crook | 5-8 | 0-0 | 1-2 | 0 | 0 | 0 | 5 | 11 | 0 | 1 | 0 | 1 | 16 |
| Snipes | 2-4 | 0-0 | 2-2 | 3 | 1 | 4 | 4 | 6 | 0 | 1 | 0 | 1 | 14 |
| Zollo | 0-1 | 0-0 | 0-0 | 0 | 1 | 1 | 1 | 0 | 0 | 0 | 0 | 0 | 15 |
| Price | 6-12 | 3-6 | 4-4 | 1 | 2 | 3 | 3 | 19 | 3 | 3 | 0 | 0 | 26 |
| TEAM | | | | 2 | 0 | 2 | | | | | | | |
| TOTALS | 26-62 | 9-20 | 15-20 | 11 | 25 | 36 | 28 | 76 | 9 | 15 | 3 | 3 | |

IUPUI 84 (3-8)

| PLAYER | FG | 3FG | FT | O | D | R | PF | TP | A | TO | BK | ST | M |
|---------------|--------------|-------------|--------------|-----------|-----------|-----------|-----------|-----------|-----------|-----------|----------|----------|----|
| Gaines | 2-7 | 0-0 | 1-4 | 1 | 4 | 5 | 3 | 5 | 0 | 1 | 0 | 1 | 20 |
| Young | 14-20 | 3-5 | 12-13 | 3 | 6 | 9 | 2 | 43 | 1 | 2 | 1 | 3 | 37 |
| Patton | 2-8 | 0-1 | 2-2 | 2 | 7 | 9 | 1 | 6 | 1 | 1 | 1 | 0 | 23 |
| Thomas | 1-5 | 0-0 | 11-12 | 0 | 2 | 2 | 1 | 13 | 6 | 2 | 0 | 2 | 36 |
| Chiles | 2-5 | 2-2 | 0-0 | 1 | 2 | 3 | 3 | 6 | 1 | 0 | 0 | 1 | 27 |
| Shanklin | 0-2 | 0-1 | 0-0 | 0 | 0 | 0 | 1 | 0 | 0 | 0 | 0 | 0 | 4 |
| Esposito | 0-0 | 0-0 | 0-0 | 0 | 1 | 1 | 0 | 0 | 0 | 0 | 0 | 0 | 5 |
| Barksdale | 0-2 | 0-2 | 2-4 | 0 | 2 | 2 | 2 | 2 | 2 | 1 | 0 | 1 | 20 |
| Gibbs | 2-3 | 0-0 | 0-0 | 1 | 0 | 1 | 2 | 4 | 0 | 1 | 0 | 0 | 12 |
| Siakam | 2-4 | 0-0 | 1-2 | 2 | 1 | 3 | 4 | 5 | 0 | 2 | 0 | 0 | 16 |
| TEAM | | | | 1 | 2 | 3 | | | | | | | |
| TOTALS | 25-56 | 5-11 | 29-37 | 11 | 27 | 38 | 19 | 84 | 11 | 10 | 2 | 8 | |

| | 1st | 2nd | Tot | FG% | 3FG% | FT% |
|-------|-----|-----|-----|------|------|------|
| WKU | 25 | 51 | 76 | 41.9 | 45.0 | 75.0 |
| IUPUI | 34 | 50 | 84 | 44.6 | 45.5 | 78.4 |

Officials: Jeff Campbell, Bart Wegenke, Dave Cronin
 Technicals: none Attendance: 1135

GAME NOTES

- Jaguar senior Alex Young scored a school-record 43 points.
- Young scored the most points by an opposing player against WKU since Ken Durrett of LaSalle had 45 against WKU on January 16, 1971.
- WKU was paced by T.J. Price's 19 points, including three three-pointers, and Kahlil McDonald added 15.
- WKU hit nine three-pointers on 20 tries in the game (.450).

GAME 12
DECEMBER 17, 2011 • FURMAN 76, WKU 63
E.A. DIDDLE ARENA • BOWLING GREEN, KY.

FURMAN 76 (6-4)

| PLAYER | FG | 3FG | FT | O | D | R | PF | TP | A | TO | BK | ST | M |
|---------------|--------------|-------------|--------------|----------|-----------|-----------|-----------|-----------|-----------|-----------|----------|----------|----|
| Sebirumbi | 2-4 | 0-0 | 6-6 | 1 | 0 | 1 | 5 | 10 | 0 | 0 | 0 | 0 | 12 |
| Reddick, Co. | 2-6 | 0-0 | 2-2 | 0 | 2 | 2 | 4 | 6 | 0 | 2 | 1 | 0 | 16 |
| Brown | 4-6 | 0-1 | 3-4 | 0 | 1 | 1 | 2 | 11 | 7 | 1 | 0 | 1 | 38 |
| Reddick, Ch. | 2-5 | 1-2 | 0-2 | 1 | 6 | 7 | 5 | 5 | 0 | 1 | 1 | 1 | 28 |
| Austin | 3-6 | 1-2 | 2-2 | 2 | 2 | 4 | 0 | 9 | 1 | 4 | 1 | 0 | 31 |
| Loyd | 0-0 | 0-0 | 0-0 | 2 | 1 | 3 | 0 | 0 | 0 | 0 | 0 | 0 | 4 |
| Brown | 0-0 | 0-0 | 0-0 | 0 | 0 | 0 | 0 | 0 | 1 | 2 | 0 | 0 | 3 |
| Irwin | 2-3 | 2-3 | 1-2 | 0 | 2 | 2 | 0 | 7 | 1 | 0 | 0 | 0 | 20 |
| Barnes | 6-9 | 3-3 | 11-14 | 0 | 11 | 11 | 3 | 26 | 0 | 1 | 2 | 1 | 27 |
| Early | 0-0 | 0-0 | 0-0 | 0 | 0 | 0 | 0 | 0 | 0 | 0 | 0 | 0 | 7 |
| Toler | 0-2 | 0-0 | 2-2 | 0 | 1 | 1 | 2 | 2 | 0 | 0 | 0 | 0 | 14 |
| TEAM | | | | 1 | 3 | 4 | | | | | | | |
| TOTALS | 21-41 | 7-11 | 27-34 | 7 | 29 | 36 | 21 | 76 | 10 | 12 | 5 | 3 | |

WKU 63 (4-8)

| PLAYER | FG | 3FG | FT | O | D | R | PF | TP | A | TO | BK | ST | M |
|---------------|--------------|-------------|--------------|-----------|-----------|-----------|-----------|-----------|-----------|-----------|----------|----------|----|
| Zollo | 2-3 | 0-1 | 0-0 | 1 | 0 | 1 | 2 | 4 | 0 | 0 | 1 | 1 | 12 |
| Fant | 3-6 | 0-0 | 1-3 | 4 | 3 | 7 | 5 | 7 | 0 | 0 | 1 | 3 | 21 |
| Gordon | 2-7 | 1-2 | 7-14 | 6 | 3 | 9 | 3 | 12 | 3 | 0 | 0 | 1 | 34 |
| Crook | 4-9 | 0-0 | 3-5 | 0 | 1 | 1 | 4 | 11 | 1 | 2 | 0 | 0 | 20 |
| Price | 3-11 | 3-10 | 0-0 | 0 | 4 | 4 | 3 | 9 | 4 | 2 | 0 | 0 | 38 |
| Anyigbo | 1-2 | 0-0 | 1-2 | 0 | 0 | 0 | 2 | 3 | 0 | 1 | 0 | 0 | 6 |
| Kaspar | 0-2 | 0-2 | 0-0 | 1 | 0 | 1 | 0 | 0 | 0 | 0 | 0 | 0 | 11 |
| McDonald | 4-11 | 3-8 | 0-1 | 1 | 2 | 3 | 2 | 11 | 2 | 1 | 0 | 0 | 23 |
| Snipes | 3-7 | 0-1 | 0-0 | 0 | 1 | 1 | 5 | 6 | 1 | 3 | 0 | 2 | 27 |
| Akol | 0-2 | 0-0 | 0-0 | 0 | 1 | 1 | 2 | 0 | 0 | 1 | 1 | 0 | 8 |
| TEAM | | | | 3 | 1 | 4 | | | | | | | |
| TOTALS | 22-60 | 7-24 | 12-25 | 16 | 16 | 32 | 28 | 63 | 11 | 10 | 3 | 7 | |

| | 1st | 2nd | Tot | FG% | 3FG% | FT% |
|--------|-----|-----|-----|------|------|------|
| Furman | 31 | 45 | 76 | 51.2 | 63.6 | 79.4 |
| WKU | 21 | 42 | 63 | 36.7 | 29.2 | 48.0 |

Officials: Dan Stryffeler, Sidney Cohen, Mark Schnur
 Technicals: none Attendance: 3192

GAME NOTES

- Furman went 22-for-26 from the free throw line in the second half to help fend off a couple of WKU rallies.
- Furman's Bryson Barnes scored 26 points and grabbed 11 rebounds in 27 minutes of action.
- WKU had a positive assist-to-turnover ratio of 11-to-10, and the Hilltopper committed just three second-half miscues.
- Furman made more free throws than WKU attempted in the game, going 27-for-34 from the free throw line (.794).
- WKU tried 19 more shots in the game than the Paladins but only made one more.

2011-12 BOX SCORES

GAME 13
DECEMBER 23, 2011 • #4 LOUISVILLE 70, WKU 60
KFC YUM! CENTER • LOUISVILLE, KY.

| WKU 60 (4-9) | | | | | | | | | | | | | |
|---------------------|--------------|-------------|-------------|-----------|-----------|-----------|-----------|-----------|-----------|-----------|----------|----------|----|
| PLAYER | FG | 3FG | FT | O | D | R | PF | TP | A | TO | BK | ST | M |
| Zollo..... f | 2-2 | 1-1 | 0-0 | 2 | 3 | 5 | 4 | 5 | 1 | 2 | 0 | 0 | 20 |
| Fant..... f | 3-6 | 0-0 | 0-0 | 3 | 2 | 5 | 4 | 6 | 1 | 3 | 1 | 1 | 24 |
| Gordon..... g | 5-14 | 0-2 | 3-6 | 4 | 5 | 9 | 4 | 13 | 5 | 3 | 1 | 0 | 38 |
| Crook..... g | 6-13 | 0-0 | 1-3 | 0 | 3 | 3 | 3 | 13 | 1 | 4 | 0 | 5 | 30 |
| Price..... g | 2-7 | 1-5 | 1-2 | 0 | 2 | 2 | 4 | 6 | 2 | 2 | 0 | 1 | 28 |
| Kaspar..... | 2-3 | 2-3 | 0-0 | 0 | 0 | 0 | 1 | 6 | 1 | 1 | 0 | 0 | 12 |
| McDonald..... | 0-1 | 0-1 | 2-4 | 0 | 0 | 0 | 2 | 2 | 0 | 0 | 0 | 0 | 16 |
| Sheldon..... | 0-0 | 0-0 | 0-0 | 0 | 0 | 0 | 0 | 0 | 0 | 0 | 0 | 0 | 0+ |
| Snipes..... | 2-3 | 2-3 | 0-0 | 1 | 2 | 3 | 5 | 6 | 0 | 1 | 0 | 1 | 17 |
| Akol..... | 1-3 | 0-0 | 1-2 | 0 | 1 | 1 | 0 | 3 | 0 | 2 | 2 | 1 | 15 |
| Starks..... | 0-0 | 0-0 | 0-0 | 0 | 0 | 0 | 0 | 0 | 0 | 0 | 0 | 0 | 0+ |
| TEAM..... | | | | 3 | 0 | 3 | | | | | | | |
| TOTALS | 23-52 | 6-15 | 8-17 | 13 | 18 | 31 | 27 | 60 | 11 | 18 | 4 | 9 | |

| #4 LOUISVILLE 70 (12-0) | | | | | | | | | | | | | |
|--------------------------------|--------------|-------------|--------------|-----------|-----------|-----------|-----------|-----------|-----------|-----------|----------|----------|----|
| PLAYER | FG | 3FG | FT | O | D | R | PF | TP | A | TO | BK | ST | M |
| Kuric..... f | 5-10 | 3-7 | 2-2 | 1 | 1 | 2 | 4 | 15 | 1 | 3 | 1 | 1 | 33 |
| Behanan..... f | 0-4 | 0-1 | 0-2 | 3 | 4 | 7 | 1 | 0 | 1 | 2 | 0 | 1 | 18 |
| Dieng..... c | 5-9 | 0-0 | 3-4 | 8 | 7 | 15 | 3 | 13 | 0 | 4 | 3 | 0 | 39 |
| Siva..... g | 2-7 | 0-2 | 0-0 | 2 | 1 | 3 | 5 | 4 | 4 | 6 | 0 | 1 | 35 |
| Smith, C..... g | 1-5 | 1-2 | 5-8 | 2 | 3 | 5 | 2 | 8 | 2 | 0 | 0 | 1 | 29 |
| Smith, R..... | 7-15 | 1-3 | 8-10 | 1 | 2 | 3 | 2 | 23 | 3 | 4 | 0 | 2 | 22 |
| Buckles..... | 2-4 | 0-1 | 2-2 | 0 | 1 | 1 | 0 | 6 | 0 | 1 | 0 | 0 | 16 |
| Swopshire..... | 0-1 | 0-0 | 1-2 | 0 | 1 | 1 | 0 | 1 | 0 | 0 | 0 | 0 | 4 |
| Justice..... | 0-0 | 0-0 | 0-0 | 0 | 0 | 0 | 0 | 0 | 0 | 0 | 0 | 0 | 1 |
| Ware..... | 0-0 | 0-0 | 0-0 | 0 | 0 | 0 | 0 | 0 | 0 | 0 | 0 | 1 | 3 |
| TEAM..... | | | | 2 | 1 | 3 | | | | | | | |
| TOTALS | 22-55 | 5-16 | 21-30 | 19 | 21 | 40 | 17 | 70 | 11 | 20 | 4 | 7 | |

| | <u>1st</u> | <u>2nd</u> | <u>Tot</u> | <u>FG%</u> | <u>3FG%</u> | <u>FT%</u> |
|---------------|------------|------------|------------|------------|-------------|------------|
| WKU | 34 | 26 | 60 | 44.2 | 40.0 | 47.1 |
| #4 Louisville | 37 | 33 | 70 | 40.0 | 31.3 | 70.0 |

Officials: Roger Ayers, Les Jones, Doug Shows
 Technicals: none Attendance: 22150

GAME NOTES

- WKU led by as many as 13 at one point and again as late as 7:58 left in the game.
- A crowd of 22,150 was on-hand at the KFC Yum! Center, which is the fifth-largest crowd to ever see the Hilltoppers play a game.
- Derrick Gordon scored 13 points, grabbed nine rebounds to lead the team for the fourth-straight game and dished out five assists.
- WKU outshot Louisville in the game, 44.2 percent to 40.0 percent.
- The Cardinals had a nine-rebound advantage that helped them to 22 second-chance points.

GAME 14
DECEMBER 29, 2011 • WKU 76, ULM 71 (OT)
FANT-EWING COLISEUM • MONROE, LA.

| WKU 76 (5-9, 1-0 SBC) | | | | | | | | | | | | | |
|------------------------------|--------------|-------------|--------------|-----------|-----------|-----------|-----------|-----------|-----------|-----------|----------|----------|----|
| PLAYER | FG | 3FG | FT | O | D | R | PF | TP | A | TO | BK | ST | M |
| Zollo..... f | 3-5 | 1-1 | 0-0 | 1 | 1 | 2 | 2 | 7 | 0 | 0 | 1 | 0 | 13 |
| Fant..... f | 4-8 | 0-0 | 9-12 | 5 | 4 | 9 | 3 | 17 | 1 | 2 | 0 | 0 | 33 |
| Gordon..... g | 3-9 | 1-2 | 6-7 | 2 | 5 | 7 | 2 | 13 | 2 | 6 | 0 | 3 | 42 |
| Crook..... g | 3-7 | 0-0 | 1-2 | 3 | 1 | 4 | 3 | 7 | 3 | 5 | 0 | 1 | 36 |
| Price..... g | 3-9 | 0-4 | 3-8 | 2 | 4 | 6 | 3 | 9 | 7 | 1 | 0 | 0 | 37 |
| Anyigbo..... | 0-0 | 0-0 | 0-0 | 0 | 1 | 1 | 1 | 0 | 1 | 0 | 0 | 0 | 3 |
| Kaspar..... | 2-5 | 1-2 | 6-7 | 0 | 3 | 3 | 0 | 11 | 0 | 0 | 0 | 2 | 22 |
| McDonald..... | 0-3 | 0-2 | 0-0 | 0 | 1 | 1 | 2 | 0 | 0 | 0 | 0 | 1 | 11 |
| Snipes..... | 1-3 | 1-2 | 2-2 | 1 | 1 | 2 | 4 | 5 | 0 | 1 | 0 | 0 | 13 |
| Akol..... | 3-4 | 0-0 | 1-1 | 1 | 0 | 1 | 1 | 7 | 0 | 0 | 1 | 0 | 15 |
| TEAM..... | | | | 3 | 0 | 3 | | | | | | | |
| TOTALS | 22-53 | 4-13 | 28-39 | 18 | 21 | 39 | 21 | 76 | 14 | 15 | 2 | 7 | |

| ULM 71 (1-13, 0-1 SBC) | | | | | | | | | | | | | |
|-------------------------------|--------------|-------------|--------------|-----------|-----------|-----------|-----------|-----------|-----------|-----------|----------|----------|----|
| PLAYER | FG | 3FG | FT | O | D | R | PF | TP | A | TO | BK | ST | M |
| Bibi Ndongo f | 1-3 | 0-0 | 1-2 | 1 | 3 | 4 | 5 | 3 | 2 | 2 | 1 | 0 | 21 |
| McClellan..... c | 5-10 | 0-0 | 5-5 | 6 | 2 | 8 | 5 | 15 | 0 | 3 | 1 | 1 | 31 |
| McCray..... g | 2-5 | 0-1 | 3-4 | 0 | 2 | 2 | 1 | 7 | 0 | 4 | 0 | 4 | 43 |
| Mingo..... g | 9-15 | 2-5 | 3-5 | 1 | 3 | 4 | 4 | 23 | 2 | 2 | 0 | 2 | 41 |
| Brown..... g | 5-15 | 1-6 | 2-2 | 2 | 2 | 4 | 5 | 13 | 5 | 3 | 1 | 2 | 44 |
| Hansberry..... | 0-0 | 0-0 | 0-0 | 0 | 0 | 0 | 0 | 0 | 0 | 0 | 0 | 0 | 1 |
| Mackey..... | 2-4 | 2-4 | 0-0 | 0 | 1 | 1 | 2 | 6 | 1 | 0 | 0 | 0 | 26 |
| Lindsey..... | 1-3 | 0-0 | 0-0 | 0 | 1 | 1 | 1 | 2 | 1 | 1 | 0 | 0 | 10 |
| Ribeiro..... | 1-1 | 0-0 | 0-1 | 0 | 2 | 2 | 0 | 2 | 0 | 1 | 0 | 0 | 8 |
| TEAM..... | | | | 2 | 2 | 4 | | | | | | | |
| TOTALS | 26-56 | 5-16 | 14-19 | 12 | 18 | 30 | 23 | 71 | 11 | 16 | 3 | 9 | |

| | <u>1st</u> | <u>2nd</u> | <u>OT</u> | <u>Tot</u> | <u>FG%</u> | <u>3FG%</u> | <u>FT%</u> |
|-----|------------|------------|-----------|------------|------------|-------------|------------|
| WKU | 34 | 30 | 12 | 76 | 41.5 | 30.8 | 71.8 |
| ULM | 29 | 35 | 7 | 71 | 46.4 | 31.3 | 73.7 |

Officials: Keith Kimble, Charles Balunek, John Corio
 Technicals: none Attendance: 1319

GAME NOTES

- George Fant and Derrick Gordon led WKU with 17 and 12 points, respectively, and Fant added nine rebounds.
- T.J. Price had seven assists, setting a season high for the Hilltoppers.
- Kevin Kaspar scored eight of the final 14 Hilltopper points and ended up with 11 for the game.

GAME 15
DECEMBER 31, 2011 • FIU 81, WKU 63
E.A. DIDDLE ARENA • BOWLING GREEN, KY.

FIU 81 (4-10, 1-1 SBC)

| PLAYER | FG | 3FG | FT | O | D | R | PF | TP | A | TO | BK | ST | M |
|----------------|--------------|-------------|--------------|----------|-----------|-----------|-----------|-----------|----------|----------|----------|----------|----|
| Ferguson.....f | 4-11 | 0-1 | 7-11 | 1 | 6 | 7 | 2 | 15 | 1 | 1 | 3 | 2 | 29 |
| Moore.....f | 3-4 | 0-0 | 0-0 | 1 | 8 | 9 | 1 | 6 | 0 | 2 | 5 | 0 | 33 |
| De La Rosa...c | 2-5 | 0-0 | 5-6 | 0 | 3 | 3 | 2 | 9 | 2 | 1 | 1 | 0 | 22 |
| Taylor.....g | 3-7 | 2-5 | 12-12 | 0 | 4 | 4 | 2 | 20 | 5 | 2 | 0 | 1 | 33 |
| Allen.....g | 6-13 | 2-5 | 8-8 | 1 | 4 | 5 | 0 | 22 | 1 | 1 | 0 | 4 | 34 |
| Nunez.....g | 0-2 | 0-2 | 0-0 | 0 | 0 | 0 | 1 | 0 | 0 | 1 | 0 | 1 | 7 |
| Miro.....g | 1-2 | 0-0 | 1-2 | 1 | 1 | 2 | 1 | 3 | 0 | 0 | 0 | 0 | 12 |
| Bell.....g | 2-4 | 0-0 | 0-0 | 0 | 1 | 1 | 2 | 4 | 0 | 1 | 0 | 1 | 14 |
| Dierickx.....g | 1-2 | 0-0 | 0-0 | 0 | 2 | 2 | 4 | 2 | 0 | 0 | 0 | 0 | 16 |
| Wozniak.....g | 0-0 | 0-0 | 0-0 | 0 | 0 | 0 | 0 | 0 | 0 | 0 | 0 | 0 | 0+ |
| TEAM..... | | | 0 | 0 | 0 | | | | | | | | |
| TOTALS | 22-50 | 4-13 | 33-39 | 4 | 29 | 33 | 15 | 81 | 9 | 9 | 9 | 9 | |

WKU 63 (5-10, 1-1 SBC)

| PLAYER | FG | 3FG | FT | O | D | R | PF | TP | A | TO | BK | ST | M |
|----------------|--------------|-------------|--------------|-----------|-----------|-----------|-----------|-----------|-----------|-----------|----------|----------|----|
| Zollo.....f | 1-2 | 1-1 | 0-0 | 1 | 3 | 4 | 2 | 3 | 1 | 2 | 4 | 0 | 21 |
| Fant.....f | 2-6 | 0-0 | 2-4 | 0 | 3 | 3 | 4 | 6 | 0 | 1 | 1 | 0 | 23 |
| Gordon.....g | 4-9 | 1-4 | 2-3 | 1 | 7 | 8 | 2 | 11 | 4 | 3 | 0 | 1 | 32 |
| Crook.....g | 3-7 | 0-2 | 4-4 | 0 | 0 | 0 | 1 | 10 | 2 | 0 | 0 | 2 | 23 |
| Price.....g | 1-9 | 1-8 | 2-2 | 2 | 5 | 7 | 4 | 5 | 2 | 4 | 0 | 0 | 29 |
| Anyigbo.....g | 1-4 | 0-0 | 2-2 | 1 | 2 | 3 | 1 | 4 | 0 | 2 | 0 | 0 | 10 |
| Kaspar.....g | 1-3 | 0-2 | 0-0 | 0 | 1 | 1 | 1 | 2 | 1 | 0 | 0 | 0 | 10 |
| McDonald.....g | 3-7 | 3-7 | 2-2 | 0 | 0 | 0 | 1 | 11 | 1 | 1 | 0 | 0 | 19 |
| Akamune.....g | 0-1 | 0-0 | 0-0 | 0 | 0 | 0 | 1 | 0 | 0 | 0 | 0 | 0 | 3 |
| Snipes.....g | 2-6 | 1-1 | 4-4 | 4 | 4 | 8 | 3 | 9 | 2 | 2 | 0 | 0 | 22 |
| Akol.....g | 1-1 | 0-0 | 0-0 | 0 | 2 | 2 | 3 | 2 | 0 | 2 | 0 | 0 | 8 |
| TEAM..... | | | 2 | 0 | 2 | | | | | | | | |
| TOTALS | 19-55 | 7-25 | 18-21 | 10 | 28 | 38 | 23 | 63 | 13 | 17 | 5 | 3 | |

| | 1st | 2nd | Tot | FG% | 3FG% | FT% |
|-----|-----|-----|-----|------|------|------|
| FIU | 27 | 54 | 81 | 44.0 | 30.8 | 84.6 |
| WKU | 25 | 38 | 63 | 34.5 | 28.0 | 85.7 |

Officials: Gary Maxwell, Dan Stryffeler, Chuck Jones
 Technicals: none Attendance: 2375

GAME NOTES

- FIU guards Jeremy Allen and Phil Taylor combined to score 31 points in the second half.
- The loss snapped a six-game WKU winning streak in the series and snapped a streak of 13-straight home victories against FIU.
- FIU shot 56.5 percent from the field in the second half and capitalized off 17 Hilltopper turnovers to the tune of 13 points.
- The Panthers made 33 of 39 free throws in the game (.846), including 25 of 29 in the second half alone.

GAME 16
JANUARY 5, 2012 • LOUISIANA-LAFAYETTE 72, WKU 70 (OT)
E.A. DIDDLE ARENA • BOWLING GREEN, KY.

LOUISIANA-LAFAYETTE 72 (8-8, 2-0 SBC)

| PLAYER | FG | 3FG | FT | O | D | R | PF | TP | A | TO | BK | ST | M |
|-----------------|--------------|-------------|--------------|-----------|-----------|-----------|-----------|-----------|-----------|-----------|----------|----------|----|
| McClellan.....f | 3-9 | 3-7 | 0-0 | 1 | 3 | 4 | 3 | 9 | 1 | 3 | 2 | 0 | 38 |
| Coleby.....c | 3-8 | 0-0 | 2-4 | 1 | 3 | 4 | 2 | 8 | 0 | 4 | 2 | 0 | 28 |
| Mbamalu.....g | 1-3 | 0-0 | 0-0 | 0 | 2 | 2 | 1 | 2 | 1 | 2 | 0 | 0 | 16 |
| Brown.....g | 2-7 | 0-0 | 0-0 | 4 | 4 | 8 | 1 | 4 | 0 | 4 | 1 | 0 | 24 |
| Andrews.....g | 6-9 | 3-5 | 1-3 | 1 | 6 | 7 | 2 | 16 | 0 | 1 | 0 | 1 | 38 |
| Payton.....g | 2-5 | 0-0 | 1-3 | 0 | 0 | 0 | 1 | 5 | 5 | 2 | 0 | 2 | 20 |
| Jackson.....g | 0-0 | 0-0 | 0-0 | 0 | 3 | 3 | 0 | 0 | 0 | 0 | 0 | 0 | 11 |
| Thomas.....g | 7-13 | 2-2 | 3-4 | 3 | 6 | 9 | 2 | 19 | 3 | 3 | 0 | 1 | 26 |
| Thompson.....g | 0-0 | 0-0 | 0-0 | 0 | 0 | 0 | 1 | 0 | 0 | 0 | 0 | 0 | 4 |
| Perez.....g | 0-1 | 0-1 | 0-0 | 0 | 0 | 0 | 0 | 0 | 0 | 0 | 0 | 0 | 3 |
| Smith.....g | 3-6 | 0-1 | 3-3 | 2 | 4 | 6 | 2 | 9 | 0 | 1 | 1 | 0 | 17 |
| TEAM..... | | | 2 | 1 | 3 | | | | | | | | |
| TOTALS | 27-61 | 8-16 | 10-17 | 14 | 32 | 46 | 15 | 72 | 10 | 20 | 6 | 4 | |

WKU 70 (5-11, 1-2 SBC)

| PLAYER | FG | 3FG | FT | O | D | R | PF | TP | A | TO | BK | ST | M |
|----------------|--------------|-------------|--------------|-----------|-----------|-----------|-----------|-----------|-----------|----------|----------|----------|----|
| Zollo.....f | 5-6 | 0-0 | 0-0 | 5 | 1 | 6 | 1 | 10 | 1 | 0 | 0 | 0 | 20 |
| Fant.....f | 2-10 | 0-0 | 2-2 | 3 | 3 | 6 | 3 | 6 | 1 | 2 | 1 | 2 | 39 |
| Gordon.....g | 6-16 | 1-4 | 7-9 | 1 | 8 | 9 | 0 | 20 | 1 | 0 | 0 | 0 | 37 |
| Crook.....g | 8-17 | 0-1 | 2-2 | 2 | 4 | 6 | 0 | 18 | 3 | 3 | 0 | 1 | 39 |
| Price.....g | 1-6 | 0-2 | 2-2 | 1 | 2 | 3 | 2 | 4 | 1 | 0 | 0 | 1 | 31 |
| Anyigbo.....g | 0-1 | 0-0 | 0-0 | 0 | 0 | 0 | 1 | 0 | 1 | 0 | 0 | 0 | 1 |
| Kaspar.....g | 0-5 | 0-2 | 0-0 | 0 | 1 | 1 | 1 | 0 | 1 | 0 | 0 | 1 | 6 |
| McDonald.....g | 3-10 | 3-8 | 3-4 | 1 | 0 | 1 | 2 | 12 | 3 | 2 | 0 | 3 | 27 |
| Snipes.....g | 0-1 | 0-1 | 0-0 | 1 | 2 | 3 | 4 | 0 | 0 | 0 | 0 | 0 | 16 |
| Akol.....g | 0-3 | 0-0 | 0-0 | 0 | 2 | 2 | 2 | 0 | 0 | 1 | 0 | 0 | 9 |
| TEAM..... | | | 3 | 1 | 4 | | | | | | | | |
| TOTALS | 25-75 | 4-18 | 16-19 | 17 | 24 | 41 | 16 | 70 | 11 | 9 | 1 | 8 | |

| | 1st | 2nd | OT | Tot | FG% | 3FG% | FT% |
|---------------------|-----|-----|----|-----|------|------|------|
| Louisiana-Lafayette | 27 | 35 | 10 | 72 | 44.3 | 50.0 | 58.8 |
| WKU | 26 | 36 | 8 | 70 | 33.3 | 22.2 | 84.2 |

Officials: Roger Ayers, Reinaldo Acosta, Brad Gaston
 Technicals: ULL TEAM Attendance: 2137

GAME NOTES

- Elfrid Payton's layup with three seconds remaining in overtime proved to be the game winner.
- Payton's game-winner came after Derrick Gordon tied the game at 70 with a three with 25 seconds remaining in the extra session.
- Kahlil McDonald's desperation heave at the buzzer fell off as the Cajuns picked up the win.

2011-12 BOX SCORES

GAME 17
JANUARY 7, 2012 • TROY 67, WKU 65
E.A. DIDDLE ARENA • BOWLING GREEN, KY.

TROY 67 (6-9, 1-3 SBC)

| PLAYER | FG | 3FG | FT | O | D | R | PF | TP | A | TO | BK | ST | M |
|---------------|--------------|-------------|------------|-----------|-----------|-----------|-----------|-----------|-----------|-----------|----------|----------|----|
| Owens | 5-6 | 0-0 | 0-0 | 3 | 4 | 7 | 4 | 10 | 0 | 1 | 0 | 0 | 25 |
| Scott | 1-3 | 0-2 | 0-0 | 2 | 1 | 3 | 0 | 2 | 0 | 3 | 0 | 0 | 17 |
| Weathers | 3-10 | 1-4 | 0-0 | 0 | 1 | 1 | 0 | 7 | 8 | 3 | 0 | 3 | 39 |
| Jones | 0-7 | 0-0 | 0-0 | 2 | 5 | 7 | 3 | 0 | 3 | 1 | 0 | 0 | 28 |
| Clark | 1-5 | 1-4 | 2-2 | 1 | 0 | 1 | 0 | 5 | 0 | 1 | 0 | 0 | 13 |
| Cunningham | 1-4 | 0-1 | 0-1 | 1 | 2 | 3 | 3 | 2 | 1 | 1 | 1 | 0 | 11 |
| Wright | 7-13 | 2-6 | 1-1 | 0 | 4 | 4 | 3 | 17 | 1 | 2 | 0 | 0 | 25 |
| Jones | 4-7 | 2-3 | 0-0 | 1 | 4 | 5 | 2 | 10 | 1 | 2 | 0 | 3 | 27 |
| Chambers | 5-6 | 0-0 | 4-4 | 2 | 0 | 2 | 1 | 14 | 0 | 1 | 0 | 0 | 15 |
| TEAM | | | | 1 | 0 | 1 | | | | | | | |
| TOTALS | 27-61 | 6-20 | 7-8 | 13 | 21 | 34 | 16 | 67 | 14 | 15 | 1 | 6 | |

WKU 65 (5-12, 1-3 SBC)

| PLAYER | FG | 3FG | FT | O | D | R | PF | TP | A | TO | BK | ST | M |
|---------------|--------------|-------------|--------------|-----------|-----------|-----------|-----------|-----------|-----------|-----------|----------|----------|----|
| Zollo | 2-3 | 2-3 | 5-6 | 1 | 2 | 3 | 0 | 11 | 0 | 0 | 0 | 1 | 17 |
| Fant | 2-3 | 0-0 | 2-2 | 0 | 5 | 5 | 1 | 6 | 0 | 1 | 2 | 1 | 20 |
| McDonald | 0-6 | 0-5 | 0-0 | 2 | 0 | 2 | 0 | 0 | 4 | 2 | 0 | 0 | 27 |
| Gordon | 5-13 | 1-4 | 5-9 | 4 | 2 | 6 | 2 | 16 | 3 | 5 | 0 | 3 | 35 |
| Crook | 6-11 | 0-1 | 0-0 | 1 | 3 | 4 | 1 | 12 | 2 | 3 | 0 | 2 | 28 |
| Kaspar | 2-5 | 2-4 | 0-0 | 0 | 1 | 1 | 0 | 6 | 1 | 0 | 0 | 1 | 16 |
| Snipes | 0-1 | 0-1 | 0-0 | 0 | 1 | 1 | 2 | 0 | 1 | 0 | 0 | 0 | 14 |
| Akol | 3-4 | 0-0 | 0-0 | 1 | 4 | 5 | 2 | 6 | 1 | 0 | 0 | 0 | 17 |
| Price | 3-8 | 2-7 | 0-0 | 0 | 3 | 3 | 2 | 8 | 3 | 4 | 1 | 0 | 26 |
| TEAM | | | | 2 | 1 | 3 | | | | | | | |
| TOTALS | 23-54 | 7-25 | 12-17 | 11 | 22 | 33 | 10 | 65 | 15 | 15 | 3 | 8 | |

| | 1st | 2nd | Tot | FG% | 3FG% | FT% |
|------|-----|-----|-----|------|------|------|
| Troy | 30 | 37 | 67 | 44.3 | 30.0 | 87.5 |
| WKU | 36 | 29 | 65 | 42.6 | 28.0 | 70.6 |

Officials: John Corio, Byron Evans, Richmond Meaux
 Technicals: none Attendance: 5172

GAME NOTES

- A vocal and enthusiastic crowd of 5,172 was on hand, helping the Hilltoppers fight to the very end against Troy.
- The Hilltoppers clawed all the way back to tie the game with 2:33 left to play despite trailing by as many as 14 after a 25-4 Troy run.
- The game was Ray Harper's debut as interim head coach after being tabbed to take over the program on Friday morning.
- The 5,172 fans were the most to see a conference game since 6,259 turned out to see WKU play South Alabama on February 18, 2010.

GAME 18
JANUARY 12, 2012 • NORTH TEXAS 84, WKU 67
THE SUPER PIT • DENTON, TEXAS

WKU 67 (5-13, 1-4 SBC)

| PLAYER | FG | 3FG | FT | O | D | R | PF | TP | A | TO | BK | ST | M |
|---------------|--------------|-------------|------------|-----------|-----------|-----------|-----------|-----------|----------|----------|----------|----------|----|
| Zollo | 0-9 | 0-3 | 1-2 | 4 | 0 | 4 | 4 | 1 | 0 | 1 | 0 | 1 | 22 |
| Fant | 6-11 | 0-1 | 2-2 | 5 | 3 | 8 | 4 | 14 | 0 | 1 | 1 | 1 | 21 |
| McDonald | 6-14 | 2-8 | 3-3 | 0 | 6 | 6 | 1 | 17 | 1 | 0 | 0 | 0 | 33 |
| Gordon | 8-14 | 4-5 | 0-1 | 0 | 3 | 3 | 3 | 20 | 0 | 2 | 0 | 1 | 34 |
| Crook | 4-12 | 0-0 | 0-0 | 1 | 0 | 1 | 2 | 8 | 6 | 2 | 0 | 0 | 26 |
| Anyigbo | 0-0 | 0-0 | 0-0 | 0 | 0 | 0 | 1 | 0 | 0 | 0 | 0 | 1 | 3 |
| Kaspar | 0-3 | 0-2 | 0-0 | 1 | 0 | 1 | 0 | 0 | 0 | 0 | 0 | 0 | 10 |
| Akamune | 0-0 | 0-0 | 0-0 | 0 | 0 | 0 | 0 | 0 | 0 | 0 | 1 | 0 | 4 |
| Snipes | 0-1 | 0-1 | 0-0 | 0 | 1 | 1 | 0 | 0 | 0 | 1 | 0 | 1 | 4 |
| Akol | 1-5 | 0-1 | 0-0 | 2 | 1 | 3 | 3 | 2 | 0 | 0 | 1 | 0 | 15 |
| Price | 2-9 | 1-4 | 0-0 | 2 | 6 | 8 | 2 | 5 | 1 | 2 | 1 | 1 | 28 |
| TEAM | | | | 3 | 2 | 5 | | | | | | | |
| TOTALS | 27-78 | 7-25 | 6-8 | 18 | 22 | 40 | 20 | 67 | 8 | 9 | 4 | 6 | |

NORTH TEXAS 84 (10-8, 3-2 SBC)

| PLAYER | FG | 3FG | FT | O | D | R | PF | TP | A | TO | BK | ST | M |
|---------------|--------------|-------------|--------------|----------|-----------|-----------|-----------|-----------|-----------|-----------|----------|----------|----|
| Mitchell | 8-9 | 2-3 | 3-3 | 1 | 12 | 13 | 3 | 21 | 1 | 5 | 2 | 1 | 24 |
| Walton | 3-5 | 2-3 | 0-1 | 0 | 1 | 1 | 1 | 8 | 3 | 0 | 0 | 2 | 24 |
| Williams | 1-4 | 0-0 | 0-0 | 1 | 2 | 3 | 1 | 2 | 1 | 1 | 0 | 1 | 32 |
| Jones | 4-13 | 0-3 | 1-2 | 0 | 8 | 8 | 1 | 9 | 7 | 2 | 0 | 0 | 32 |
| Franklin | 6-11 | 0-0 | 8-11 | 2 | 3 | 5 | 2 | 20 | 3 | 1 | 1 | 0 | 31 |
| Robinson | 1-1 | 0-0 | 0-0 | 0 | 2 | 2 | 1 | 2 | 0 | 0 | 1 | 0 | 8 |
| Norris | 0-0 | 0-0 | 2-2 | 0 | 1 | 1 | 0 | 2 | 2 | 1 | 0 | 0 | 8 |
| Williams | 6-9 | 2-2 | 2-2 | 1 | 1 | 2 | 1 | 16 | 2 | 1 | 2 | 0 | 23 |
| Stojiljkovic | 2-3 | 0-1 | 0-2 | 1 | 1 | 2 | 3 | 4 | 3 | 2 | 0 | 1 | 13 |
| Hall | 0-0 | 0-0 | 0-0 | 0 | 0 | 0 | 1 | 0 | 0 | 0 | 0 | 0 | 2 |
| Edwards | 0-0 | 0-0 | 0-0 | 0 | 1 | 1 | 0 | 0 | 0 | 1 | 0 | 0 | 3 |
| TEAM | | | | 1 | 2 | 3 | | | | | | | |
| TOTALS | 31-55 | 6-12 | 16-23 | 7 | 34 | 41 | 14 | 84 | 22 | 15 | 6 | 5 | |

| | 1st | 2nd | Tot | FG% | 3FG% | FT% |
|-------------|-----|-----|-----|------|------|------|
| WKU | 37 | 30 | 67 | 34.6 | 28.0 | 75.0 |
| North Texas | 41 | 43 | 84 | 56.4 | 50.0 | 69.6 |

Officials: Doug Simmons, Mike Stuart, Alan Spainhour
 Technicals: none Attendance: 3941

GAME NOTES

- WKU trailed by four at halftime, but a hot-shooting Mean Green squad outscored the Hilltoppers by 13 in the second half.
- In WKU's first trip to North Texas since the 2007-08 season, Derrick Gordon recorded his second 20-point game in the last three contests.
- North Texas was paced by freshman Tony Mitchell's 21 points and 13 rebounds.
- North Texas torched the nets for 64.0 percent shooting (16-for-25) in the second half and 56.4 percent for the game.

2011-12 SEASON IN REVIEW

GAME 19
JANUARY 15, 2012 • DENVER 78, WKU 65
MAGNESS ARENA • DENVER, COLO.

WKU 65 (5-14, 1-5 SBC)

| PLAYER | FG | 3FG | FT | O | D | R | PF | TP | A | TO | BK | ST | M |
|---------------|--------------|-------------|--------------|----------|-----------|-----------|-----------|-----------|-----------|-----------|----------|----------|----|
| Zollo..... f | 2-2 | 1-1 | 0-0 | 1 | 0 | 1 | 0 | 5 | 0 | 0 | 0 | 0 | 13 |
| Fant..... f | 1-3 | 0-0 | 1-2 | 1 | 0 | 1 | 5 | 3 | 0 | 4 | 0 | 0 | 11 |
| McDonald....g | 3-6 | 3-6 | 2-3 | 0 | 0 | 0 | 2 | 11 | 3 | 0 | 0 | 0 | 26 |
| Gordon.....g | 1-7 | 0-2 | 4-4 | 0 | 2 | 2 | 5 | 6 | 1 | 3 | 0 | 0 | 28 |
| Crook.....g | 1-3 | 0-0 | 0-0 | 0 | 0 | 0 | 1 | 2 | 3 | 3 | 0 | 0 | 22 |
| Anyigbo..... | 0-0 | 0-0 | 0-0 | 1 | 0 | 1 | 0 | 0 | 0 | 0 | 0 | 0 | 2 |
| Kaspar..... | 1-5 | 0-0 | 3-3 | 0 | 0 | 0 | 0 | 5 | 2 | 0 | 0 | 1 | 17 |
| Akamune..... | 3-3 | 0-0 | 0-1 | 1 | 7 | 8 | 2 | 6 | 0 | 0 | 2 | 1 | 15 |
| Snipes..... | 4-8 | 0-1 | 2-2 | 1 | 4 | 5 | 0 | 10 | 0 | 0 | 2 | 1 | 25 |
| Akol..... | 1-3 | 0-0 | 3-4 | 0 | 1 | 1 | 1 | 5 | 0 | 1 | 1 | 0 | 9 |
| Price..... | 5-9 | 2-5 | 0-0 | 3 | 3 | 6 | 2 | 12 | 3 | 0 | 0 | 0 | 32 |
| TEAM..... | | | | 0 | 1 | 1 | | | | | | | |
| TOTALS | 22-49 | 6-15 | 15-19 | 8 | 18 | 26 | 18 | 65 | 12 | 11 | 5 | 3 | |

DENVER 78 (14-4, 4-1 SBC)

| PLAYER | FG | 3FG | FT | O | D | R | PF | TP | A | TO | BK | ST | M |
|----------------|--------------|--------------|--------------|----------|-----------|-----------|-----------|-----------|-----------|-----------|----------|----------|----|
| Lewis..... f | 2-4 | 0-1 | 0-0 | 0 | 1 | 1 | 2 | 4 | 0 | 0 | 0 | 0 | 10 |
| Udofia..... f | 8-12 | 0-0 | 4-7 | 1 | 10 | 11 | 3 | 20 | 2 | 3 | 1 | 0 | 33 |
| Stafford.....g | 5-9 | 3-5 | 2-2 | 1 | 1 | 2 | 2 | 15 | 2 | 1 | 0 | 0 | 35 |
| Olson.....g | 2-4 | 1-3 | 0-0 | 1 | 0 | 1 | 1 | 5 | 5 | 2 | 1 | 1 | 27 |
| Hallam.....g | 4-8 | 3-5 | 0-0 | 0 | 1 | 1 | 1 | 11 | 5 | 1 | 0 | 0 | 32 |
| Coughlin..... | 2-3 | 0-0 | 0-0 | 0 | 0 | 0 | 1 | 4 | 0 | 0 | 2 | 0 | 6 |
| Foeman..... | 0-0 | 0-0 | 0-0 | 0 | 2 | 2 | 1 | 0 | 0 | 1 | 0 | 1 | 6 |
| Hallam..... | 1-1 | 1-1 | 0-0 | 0 | 0 | 0 | 2 | 3 | 2 | 0 | 0 | 1 | 19 |
| O'Neale..... | 4-6 | 2-2 | 6-7 | 1 | 3 | 4 | 2 | 16 | 2 | 2 | 0 | 1 | 26 |
| Pickert..... | 0-0 | 0-0 | 0-0 | 0 | 0 | 0 | 0 | 0 | 1 | 0 | 0 | 0 | 1 |
| Griffin..... | 0-0 | 0-0 | 0-0 | 0 | 0 | 0 | 2 | 0 | 1 | 0 | 0 | 0 | 5 |
| TEAM..... | | | | 1 | 3 | 4 | | | | | | | |
| TOTALS | 28-47 | 10-17 | 12-16 | 5 | 21 | 26 | 17 | 78 | 20 | 10 | 4 | 4 | |

| | 1st | 2nd | Tot | FG% | 3FG% | FT% |
|--------|-----|-----|-----|------|------|------|
| WKU | 16 | 49 | 65 | 44.9 | 40.0 | 78.9 |
| Denver | 43 | 35 | 78 | 59.6 | 58.8 | 75.0 |

Officials: Raymond Natili, Glen Tuitt, Scott Smith
 Technicals: none Attendance: 6232

GAME NOTES

- After a poor first half that saw WKU score just 16 points, the Hilltoppers put up 49 points in the second half.
- WKU turned a 27-point halftime deficit into a 78-65 loss, and T.J. Price led WKU with 12 points on 5-of-9 shooting.
- The Pioneers shot 59.6 percent (28-for-47) from the field for the game and 58.8 percent from three-point range (10-of-17).

GAME 20
JANUARY 21, 2012 • WKU 65, UALR 53
E.A. DIDDLE ARENA • BOWLING GREEN, KY.

UALR 53 (8-13, 5-2 SBC)

| PLAYER | FG | 3FG | FT | O | D | R | PF | TP | A | TO | BK | ST | M |
|-----------------|--------------|-------------|------------|----------|-----------|-----------|-----------|-----------|----------|-----------|----------|----------|----|
| Jackson..... f | 6-12 | 0-0 | 2-2 | 1 | 4 | 5 | 3 | 14 | 3 | 3 | 0 | 0 | 37 |
| Lockhart..... f | 2-3 | 0-0 | 0-2 | 0 | 2 | 2 | 2 | 4 | 1 | 3 | 0 | 0 | 17 |
| Javes..... f | 2-3 | 0-0 | 2-2 | 2 | 12 | 14 | 2 | 6 | 0 | 2 | 2 | 0 | 28 |
| Williams.....g | 6-11 | 2-3 | 2-2 | 0 | 1 | 1 | 1 | 16 | 2 | 2 | 0 | 2 | 36 |
| Guy.....g | 1-8 | 0-3 | 0-0 | 0 | 2 | 2 | 1 | 2 | 2 | 2 | 0 | 0 | 30 |
| Sutherland.... | 1-3 | 0-1 | 0-0 | 0 | 1 | 1 | 1 | 2 | 0 | 1 | 0 | 0 | 9 |
| Lawton..... | 0-0 | 0-0 | 0-0 | 0 | 0 | 0 | 2 | 0 | 0 | 0 | 0 | 0 | 4 |
| Louzeiro..... | 0-0 | 0-0 | 0-0 | 0 | 0 | 0 | 0 | 0 | 0 | 0 | 0 | 0 | 1 |
| Fondren..... | 2-4 | 0-1 | 0-0 | 0 | 2 | 2 | 1 | 4 | 0 | 0 | 0 | 0 | 14 |
| Dillard..... | 0-2 | 0-0 | 0-0 | 0 | 0 | 0 | 1 | 0 | 0 | 1 | 0 | 0 | 11 |
| Neighbour..... | 2-5 | 1-3 | 0-0 | 1 | 2 | 3 | 1 | 5 | 1 | 3 | 0 | 0 | 13 |
| TEAM..... | | | | 1 | 2 | 3 | | | | | | | |
| TOTALS | 22-51 | 3-11 | 6-8 | 5 | 28 | 33 | 15 | 53 | 9 | 17 | 2 | 2 | |

WKU 65 (6-14, 2-5 SBC)

| PLAYER | FG | 3FG | FT | O | D | R | PF | TP | A | TO | BK | ST | M |
|---------------|--------------|-------------|--------------|----------|-----------|-----------|-----------|-----------|-----------|----------|----------|----------|----|
| Snipes..... f | 0-0 | 0-0 | 0-0 | 0 | 0 | 0 | 1 | 0 | 0 | 1 | 1 | 0 | 6 |
| Akol..... f | 0-0 | 0-0 | 0-0 | 1 | 1 | 2 | 2 | 0 | 0 | 0 | 0 | 0 | 11 |
| McDonald....g | 4-11 | 1-7 | 0-0 | 0 | 3 | 3 | 1 | 9 | 3 | 1 | 0 | 0 | 30 |
| Gordon.....g | 4-12 | 0-4 | 5-6 | 2 | 3 | 5 | 1 | 13 | 2 | 2 | 1 | 0 | 34 |
| Crook.....g | 6-7 | 1-1 | 0-0 | 1 | 4 | 5 | 3 | 13 | 4 | 2 | 0 | 2 | 30 |
| Kaspar..... | 1-3 | 1-3 | 0-0 | 0 | 2 | 2 | 0 | 3 | 2 | 0 | 0 | 0 | 8 |
| Akamune..... | 0-0 | 0-0 | 0-0 | 0 | 0 | 0 | 0 | 0 | 0 | 0 | 0 | 0 | 1 |
| Zollo..... | 3-6 | 3-6 | 0-0 | 0 | 4 | 4 | 2 | 9 | 0 | 2 | 0 | 2 | 30 |
| Fant..... | 4-11 | 0-0 | 4-6 | 1 | 5 | 6 | 1 | 12 | 0 | 0 | 3 | 2 | 31 |
| Price..... | 1-6 | 0-4 | 4-4 | 1 | 2 | 3 | 2 | 6 | 2 | 1 | 0 | 1 | 19 |
| TEAM..... | | | | 0 | 1 | 1 | | | | | | | |
| TOTALS | 23-56 | 6-25 | 13-16 | 6 | 25 | 31 | 13 | 65 | 13 | 9 | 5 | 7 | |

| | 1st | 2nd | Tot | FG% | 3FG% | FT% |
|------|-----|-----|-----|------|------|------|
| UALR | 28 | 25 | 53 | 43.1 | 27.3 | 75.0 |
| WKU | 27 | 38 | 65 | 41.1 | 24.0 | 81.3 |

Officials: Kerry Sitton, Michael Drummond, Charles Balunek
 Technicals: none Attendance: 4254

GAME NOTES

- Trailing by five with 6:13 left in the game, the WKU Hilltoppers pulled together and played their finest stretch of basketball of the season.
- A crowd of 4,254 witnessed interim head coach Ray Harper's first win at WKU.
- The Hilltoppers went on scoring runs of 13-0 and 8-2 to earn the victory.
- WKU shot 44.8 percent from the field in the second half and finished at a 41.1 clip for the game (23-for-56).
- For the third time in the last five games the Hilltoppers turned the ball over just nine times and had 13 assists against UALR.
- Only three WKU turnovers came in the second half and none during the crucial final six minutes.

2011-12 BOX SCORES

GAME 21
JANUARY 26, 2012 • FLORIDA ATLANTIC 67, WKU 66
FAU ARENA • BOCA RATON, FLA.

WKU 66 (6-15, 2-6 SBC)

| PLAYER | FG | 3FG | FT | O | D | R | PF | TP | A | TO | BK | ST | M |
|----------------|--------------|-------------|--------------|-----------|-----------|-----------|-----------|-----------|-----------|-----------|----------|----------|----|
| Akamune..... f | 4-7 | 0-0 | 0-0 | 4 | 3 | 7 | 3 | 8 | 1 | 1 | 0 | 2 | 21 |
| Akol..... f | 1-1 | 0-0 | 0-0 | 0 | 2 | 2 | 1 | 2 | 0 | 1 | 0 | 0 | 8 |
| McDonald.... g | 1-4 | 0-3 | 2-2 | 0 | 1 | 1 | 3 | 4 | 1 | 2 | 0 | 1 | 23 |
| Gordon..... g | 5-10 | 1-1 | 5-6 | 1 | 3 | 4 | 2 | 16 | 0 | 3 | 0 | 1 | 37 |
| Crook..... g | 3-13 | 0-0 | 2-2 | 1 | 3 | 4 | 1 | 8 | 7 | 3 | 0 | 1 | 32 |
| Anyigbo..... | 0-0 | 0-0 | 0-0 | 0 | 1 | 1 | 0 | 0 | 0 | 0 | 0 | 1 | 4 |
| Snipes..... | 0-2 | 0-1 | 2-2 | 0 | 3 | 3 | 2 | 2 | 0 | 0 | 0 | 0 | 14 |
| Starks..... | 0-0 | 0-0 | 0-0 | 0 | 0 | 0 | 0 | 0 | 1 | 0 | 0 | 0 | 2 |
| Zollo..... | 2-4 | 1-2 | 0-0 | 0 | 1 | 1 | 1 | 5 | 0 | 0 | 0 | 0 | 16 |
| Fant..... | 4-9 | 0-0 | 5-6 | 4 | 3 | 7 | 3 | 13 | 1 | 3 | 0 | 0 | 23 |
| Price..... | 3-5 | 2-3 | 0-2 | 0 | 1 | 1 | 2 | 8 | 0 | 0 | 0 | 1 | 20 |
| TEAM..... | | | | 3 | 1 | 4 | | | | | | | |
| TOTALS | 23-55 | 4-10 | 16-20 | 13 | 22 | 35 | 18 | 66 | 11 | 13 | 0 | 7 | |

FLORIDA ATLANTIC 67 (9-12, 5-3 SBC)

| PLAYER | FG | 3FG | FT | O | D | R | PF | TP | A | TO | BK | ST | M |
|----------------|--------------|-------------|--------------|----------|-----------|-----------|-----------|-----------|-----------|-----------|----------|----------|----|
| Penn..... f | 1-3 | 0-0 | 2-2 | 3 | 1 | 4 | 2 | 4 | 0 | 3 | 5 | 2 | 21 |
| White..... f | 3-7 | 1-2 | 2-3 | 0 | 4 | 4 | 3 | 9 | 1 | 2 | 2 | 0 | 22 |
| Richardson.. g | 10-15 | 3-7 | 2-2 | 1 | 2 | 3 | 1 | 25 | 1 | 1 | 0 | 1 | 33 |
| Tucker..... g | 1-2 | 0-0 | 2-2 | 0 | 3 | 3 | 3 | 4 | 5 | 3 | 1 | 0 | 25 |
| Gantt..... g | 3-11 | 0-4 | 1-2 | 0 | 3 | 3 | 2 | 7 | 3 | 1 | 0 | 0 | 32 |
| Taylor..... | 1-5 | 1-3 | 2-2 | 0 | 2 | 2 | 2 | 5 | 6 | 3 | 0 | 1 | 27 |
| Mattison..... | 1-2 | 0-0 | 1-2 | 0 | 1 | 1 | 1 | 3 | 0 | 0 | 0 | 0 | 5 |
| McCoy..... | 5-7 | 0-0 | 0-1 | 3 | 4 | 7 | 2 | 10 | 0 | 0 | 0 | 0 | 26 |
| Bertone..... | 0-0 | 0-0 | 0-0 | 0 | 0 | 0 | 2 | 0 | 0 | 0 | 0 | 0 | 4 |
| Grier..... | 0-2 | 0-2 | 0-0 | 0 | 1 | 1 | 0 | 0 | 1 | 0 | 0 | 0 | 5 |
| TEAM..... | | | | 0 | 2 | 2 | | | | | | | |
| TOTALS | 25-54 | 5-18 | 12-16 | 7 | 23 | 30 | 18 | 67 | 17 | 13 | 8 | 4 | |

| | 1st | 2nd | Tot | FG% | 3FG% | FT% |
|------------------|-----|-----|-----|------|------|------|
| WKU | 32 | 34 | 66 | 41.8 | 40.0 | 80.0 |
| Florida Atlantic | 32 | 35 | 67 | 46.3 | 27.8 | 75.0 |

Officials: Frank Raposo, John Hampton, Marc Ellard
 Technicals: none Attendance: 1554

GAME NOTES

- WKU completed a 19-point swing over 20 minutes in the middle part of the game, leading by nine after trailing by nine.
- Florida Atlantic scored a basket with 10 seconds left in the game to earn the win.
- The Owls scored 12 of the final 14 points of the game, spanning the last 4:11 on the clock, to earn the come-from-behind win.
- O'Karo Akamune made his first start of his career and contributed eight points, seven rebounds, two steals and an assist in 21 minutes.

GAME 22
JANUARY 28, 2012 • WKU 61, FIU 51
U.S. CENTURY BANK ARENA • MIAMI, FLA.

WKU 61 (7-15, 3-6 SBC)

| PLAYER | FG | 3FG | FT | O | D | R | PF | TP | A | TO | BK | ST | M |
|---------------|--------------|--------------|--------------|-----------|-----------|-----------|-----------|-----------|-----------|-----------|----------|----------|----|
| Gordon.....* | 2-5 | 2-4 | 2-2 | 1 | 5 | 6 | 5 | 8 | 0 | 3 | 0 | 1 | 24 |
| Crook.....* | 4-13 | 1-3 | 3-5 | 2 | 5 | 7 | 3 | 12 | 7 | 3 | 0 | 0 | 34 |
| Akamune.....* | 0-2 | 0-0 | 0-0 | 1 | 1 | 2 | 0 | 0 | 0 | 1 | 0 | 1 | 3 |
| Zollo.....* | 3-10 | 3-8 | 2-4 | 0 | 5 | 5 | 2 | 11 | 0 | 2 | 0 | 0 | 33 |
| Price.....* | 3-6 | 3-5 | 2-3 | 3 | 4 | 7 | 4 | 11 | 2 | 5 | 0 | 2 | 31 |
| McDonald.... | 1-7 | 1-5 | 6-8 | 0 | 3 | 3 | 1 | 9 | 3 | 1 | 0 | 2 | 31 |
| Sheldon..... | 0-0 | 0-0 | 0-0 | 0 | 0 | 0 | 0 | 0 | 0 | 0 | 0 | 0 | 0+ |
| Snipes..... | 0-1 | 0-1 | 0-0 | 0 | 1 | 1 | 4 | 0 | 1 | 0 | 0 | 0 | 6 |
| Akol..... | 1-5 | 0-0 | 0-0 | 1 | 2 | 3 | 1 | 2 | 0 | 1 | 1 | 2 | 12 |
| Starks..... | 0-0 | 0-0 | 0-0 | 0 | 0 | 0 | 0 | 0 | 0 | 0 | 0 | 0 | 0+ |
| Fant..... | 2-9 | 0-0 | 4-6 | 5 | 3 | 8 | 4 | 8 | 0 | 0 | 0 | 1 | 26 |
| TEAM..... | | | | 3 | 1 | 4 | | | | | | | |
| TOTALS | 16-58 | 10-26 | 19-26 | 16 | 30 | 46 | 24 | 61 | 13 | 17 | 1 | 9 | |

FIU 51 (5-15, 2-6 SBC)

| PLAYER | FG | 3FG | FT | O | D | R | PF | TP | A | TO | BK | ST | M |
|----------------|--------------|-------------|--------------|-----------|-----------|-----------|-----------|-----------|----------|-----------|----------|----------|----|
| Ferguson.....* | 3-6 | 0-0 | 1-7 | 4 | 7 | 11 | 2 | 7 | 2 | 2 | 2 | 1 | 32 |
| Taylor.....* | 1-5 | 1-3 | 0-0 | 0 | 1 | 1 | 1 | 3 | 1 | 1 | 0 | 1 | 21 |
| Wright.....* | 7-14 | 0-4 | 10-12 | 2 | 12 | 14 | 3 | 24 | 1 | 6 | 2 | 0 | 36 |
| Moore.....* | 1-3 | 0-0 | 2-2 | 0 | 3 | 3 | 5 | 4 | 0 | 2 | 3 | 0 | 24 |
| Allen.....* | 1-8 | 0-2 | 2-2 | 2 | 0 | 2 | 1 | 4 | 1 | 3 | 0 | 3 | 21 |
| Hill..... | 1-5 | 0-0 | 0-0 | 0 | 0 | 0 | 3 | 2 | 0 | 3 | 0 | 2 | 16 |
| Bell..... | 1-5 | 0-1 | 0-0 | 2 | 0 | 2 | 1 | 2 | 0 | 1 | 0 | 0 | 16 |
| Dierickx..... | 2-3 | 0-0 | 0-0 | 1 | 4 | 5 | 1 | 4 | 0 | 2 | 1 | 0 | 17 |
| Wozniak..... | 0-2 | 0-2 | 1-2 | 0 | 0 | 0 | 3 | 1 | 0 | 0 | 0 | 0 | 14 |
| De La Rosa... | 0-2 | 0-0 | 0-0 | 0 | 0 | 0 | 1 | 0 | 0 | 0 | 0 | 0 | 3 |
| TEAM..... | | | | 0 | 3 | 3 | | | | | | | |
| TOTALS | 17-53 | 1-12 | 16-25 | 11 | 30 | 41 | 22 | 51 | 5 | 20 | 8 | 7 | |

| | 1st | 2nd | Tot | FG% | 3FG% | FT% |
|-----|-----|-----|-----|------|------|------|
| WKU | 27 | 34 | 61 | 27.6 | 38.5 | 67.9 |
| FIU | 21 | 30 | 51 | 32.1 | 8.3 | 64.0 |

Officials: Chuck Jones, Sean Casey, Glen Tuitt
 Technicals: FIU TEAM Attendance: 1171

GAME NOTES

- The Hilltoppers shot 27.6 percent from the field, but outrebounded FIU by five, including having 16 offensive rebounds.
- WKU also had nine steals and 13 assists on 16 made baskets.
- The 51 points surrendered were two shy of the low mark for the season.

GAME 23

FEBRUARY 4, 2012 • WKU 75, SOUTH ALABAMA 66
E.A. DIDDLE ARENA • BOWLING GREEN, KY.

SOUTH ALABAMA 66 (12-10, 4-7 SBC)

| PLAYER | FG | 3FG | FT | O | D | R | PF | TP | A | TO | BK | ST | M |
|----------------|--------------|-------------|--------------|-----------|-----------|-----------|-----------|-----------|-----------|-----------|----------|----------|----|
| Rubit..... | 7-12 | 0-0 | 6-9 | 8 | 0 | 8 | 1 | 20 | 2 | 2 | 0 | 0 | 37 |
| Lundy..... | 6-9 | 0-0 | 3-4 | 1 | 3 | 4 | 0 | 15 | 0 | 2 | 0 | 0 | 23 |
| Anderson..... | 2-8 | 1-1 | 0-0 | 2 | 1 | 3 | 5 | 5 | 5 | 2 | 0 | 0 | 34 |
| Goldstein..... | 4-12 | 3-7 | 0-0 | 1 | 2 | 3 | 3 | 11 | 5 | 1 | 0 | 2 | 33 |
| Ammons..... | 3-11 | 1-2 | 0-1 | 0 | 5 | 5 | 3 | 7 | 2 | 2 | 0 | 3 | 37 |
| Jones..... | 1-2 | 0-1 | 1-2 | 1 | 0 | 1 | 1 | 3 | 0 | 1 | 0 | 0 | 3 |
| Wright..... | 1-1 | 0-0 | 1-2 | 0 | 0 | 0 | 2 | 3 | 0 | 0 | 0 | 0 | 15 |
| Carter..... | 1-2 | 0-0 | 0-0 | 1 | 3 | 4 | 1 | 2 | 0 | 0 | 0 | 0 | 18 |
| TEAM..... | 1 1 2 | | | | | | | | | | | | |
| TOTALS | 25-57 | 5-11 | 11-18 | 15 | 15 | 30 | 16 | 66 | 14 | 11 | 0 | 5 | |

WKU 75 (8-15, 4-6 SBC)

| PLAYER | FG | 3FG | FT | O | D | R | PF | TP | A | TO | BK | ST | M |
|---------------|--------------|-------------|--------------|-----------|-----------|-----------|-----------|-----------|-----------|-----------|----------|----------|----|
| Zollo..... | 1-4 | 0-1 | 0-0 | 2 | 1 | 3 | 2 | 2 | 2 | 1 | 0 | 0 | 23 |
| Akol..... | 6-9 | 1-1 | 0-0 | 0 | 5 | 5 | 1 | 13 | 1 | 2 | 4 | 1 | 27 |
| Gordon..... | 2-10 | 0-2 | 0-2 | 2 | 4 | 6 | 1 | 4 | 1 | 0 | 1 | 0 | 33 |
| Crook..... | 9-10 | 1-1 | 5-5 | 0 | 2 | 2 | 2 | 24 | 6 | 3 | 0 | 2 | 33 |
| Price..... | 4-5 | 3-4 | 0-1 | 1 | 2 | 3 | 4 | 11 | 2 | 1 | 0 | 3 | 12 |
| McDonald..... | 1-6 | 1-4 | 3-4 | 0 | 2 | 2 | 2 | 6 | 0 | 5 | 0 | 0 | 23 |
| Sheldon..... | 0-0 | 0-0 | 0-0 | 0 | 0 | 0 | 0 | 0 | 0 | 0 | 0 | 0 | 0+ |
| Akamune..... | 0-0 | 0-0 | 1-2 | 1 | 0 | 1 | 0 | 1 | 0 | 1 | 0 | 0 | 2 |
| Snipes..... | 1-3 | 0-1 | 0-0 | 1 | 1 | 2 | 2 | 2 | 1 | 0 | 0 | 1 | 19 |
| Starks..... | 0-0 | 0-0 | 0-0 | 0 | 0 | 0 | 0 | 0 | 0 | 0 | 0 | 0 | 0+ |
| Fant..... | 5-6 | 0-0 | 2-3 | 4 | 4 | 8 | 2 | 12 | 0 | 1 | 0 | 0 | 28 |
| TEAM..... | 1 0 1 | | | | | | | | | | | | |
| TOTALS | 29-53 | 6-14 | 11-17 | 12 | 21 | 33 | 16 | 75 | 13 | 14 | 5 | 7 | |

1st 2nd Tot FG% 3FG% FT%

| | | | | | | |
|---------------|----|----|----|------|------|------|
| South Alabama | 35 | 31 | 66 | 43.9 | 45.5 | 61.1 |
| WKU | 35 | 40 | 75 | 54.7 | 42.9 | 64.7 |

Officials: Jose Carrion, John Heatly, Bradley Etter
Technical: none Attendance: 6407

GAME NOTES

- A season-best 6,407 packed E.A. Diddle Arena, the ninth-largest home crowd in the last five seasons.
- The Hilltopper faithful saw WKU shoot a season-high 54.7 percent from the field.
- The Hilltoppers also outrebounded the Jaguars, who entered the game as the conference's best rebounding team, by three.
- Jamal Crook scored a career-high 24 points, dished out six assists and swiped two steals.
- The junior missed his first shot of the game 1:09 into the contest and proceeded to go 9-for-9 the rest of the way.

GAME 24

FEBRUARY 9, 2012 • MIDDLE TENNESSEE 72, WKU 64
MURPHY CENTER • MURFREESBORO, TENN.

WKU 64 (8-16, 4-7 SBC)

| PLAYER | FG | 3FG | FT | O | D | R | PF | TP | A | TO | BK | ST | M |
|---------------|--------------|-------------|--------------|-----------|-----------|-----------|-----------|-----------|-----------|-----------|----------|----------|----|
| Gordon..... | 2-11 | 1-1 | 4-4 | 1 | 6 | 7 | 2 | 9 | 6 | 0 | 0 | 0 | 35 |
| Crook..... | 3-12 | 0-3 | 2-2 | 0 | 2 | 2 | 4 | 8 | 0 | 3 | 0 | 1 | 29 |
| Akol..... | 2-6 | 0-1 | 0-0 | 1 | 2 | 3 | 4 | 4 | 0 | 2 | 1 | 0 | 13 |
| Zollo..... | 2-6 | 1-4 | 0-0 | 1 | 2 | 3 | 4 | 5 | 1 | 0 | 0 | 0 | 16 |
| Price..... | 4-11 | 3-7 | 3-3 | 1 | 6 | 7 | 4 | 14 | 3 | 2 | 0 | 2 | 36 |
| McDonald..... | 2-5 | 1-4 | 3-3 | 1 | 0 | 1 | 3 | 8 | 0 | 2 | 0 | 0 | 22 |
| Akamune..... | 1-2 | 0-0 | 0-0 | 1 | 1 | 2 | 0 | 2 | 0 | 0 | 1 | 0 | 4 |
| Snipes..... | 1-2 | 0-1 | 0-0 | 1 | 3 | 4 | 5 | 2 | 0 | 1 | 0 | 0 | 13 |
| Fant..... | 5-10 | 0-0 | 2-2 | 4 | 7 | 11 | 4 | 12 | 1 | 4 | 2 | 1 | 32 |
| TEAM..... | 2 2 4 | | | | | | | | | | | | |
| TOTALS | 22-65 | 6-21 | 14-14 | 13 | 31 | 44 | 30 | 64 | 11 | 14 | 4 | 4 | |

MIDDLE TENNESSEE 72 (22-4, 11-1 SBC)

| PLAYER | FG | 3FG | FT | O | D | R | PF | TP | A | TO | BK | ST | M |
|---------------|--------------|-------------|--------------|-----------|-----------|-----------|-----------|-----------|-----------|-----------|----------|----------|----|
| Dendy..... | 10-22 | 0-2 | 6-12 | 6 | 8 | 14 | 2 | 26 | 4 | 0 | 1 | 1 | 29 |
| Massey..... | 1-6 | 0-1 | 1-2 | 1 | 3 | 4 | 1 | 3 | 8 | 3 | 0 | 1 | 31 |
| Knight..... | 6-13 | 0-0 | 0-2 | 4 | 4 | 8 | 4 | 12 | 2 | 2 | 2 | 1 | 28 |
| Hammonds..... | 4-8 | 1-3 | 1-4 | 1 | 4 | 5 | 0 | 10 | 2 | 1 | 2 | 3 | 29 |
| Sulton..... | 2-5 | 0-0 | 0-0 | 2 | 4 | 6 | 4 | 4 | 1 | 2 | 1 | 1 | 21 |
| Gallman..... | 1-1 | 0-0 | 1-2 | 0 | 0 | 0 | 3 | 3 | 1 | 1 | 0 | 0 | 10 |
| Cintron..... | 2-4 | 2-4 | 5-6 | 1 | 0 | 1 | 2 | 11 | 0 | 1 | 1 | 0 | 17 |
| Oden..... | 0-2 | 0-1 | 0-1 | 1 | 1 | 2 | 0 | 0 | 0 | 0 | 0 | 1 | 7 |
| Walker..... | 0-0 | 0-0 | 2-3 | 0 | 0 | 0 | 1 | 2 | 0 | 0 | 0 | 0 | 11 |
| Jones..... | 0-6 | 0-0 | 1-5 | 2 | 3 | 5 | 1 | 1 | 0 | 1 | 0 | 0 | 17 |
| TEAM..... | 2 0 2 | | | | | | | | | | | | |
| TOTALS | 26-67 | 3-11 | 17-37 | 21 | 30 | 51 | 18 | 72 | 18 | 11 | 7 | 8 | |

1st 2nd Tot FG% 3FG% FT%

| | | | | | | |
|------------------|----|----|----|------|------|-------|
| WKU | 26 | 38 | 64 | 33.8 | 28.6 | 100.0 |
| Middle Tennessee | 28 | 44 | 72 | 38.8 | 27.3 | 45.9 |

Officials: Bryan Kersey, John Hampton, Scott Smith
Technical: none Attendance: 7080

GAME NOTES

- WKU had a chance to come within two with the clock running down.
- The win was Middle Tennessee's fifth-straight in the series.
- The Blue Raiders were helped by LaRon Dendy's 26 points and 14 rebounds, with 19 and 10 coming in the second half.
- WKU made all 14 of its free throw attempts in the game, and Middle Tennessee made just 17 of its 37 (.459).

2011-12 BOX SCORES

GAME 25
FEBRUARY 11, 2012 • TROY 83, WKU 77
SARTAIN HALL • TROY, ALA.

WKU 77 (8-17, 4-8 SBC)

| PLAYER | FG | 3FG | FT | O | D | R | PF | TP | A | TO | BK | ST | M |
|---------------|--------------|-------------|--------------|-----------|-----------|-----------|-----------|-----------|-----------|-----------|----------|----------|----|
| Akol..... f | 1-3 | 0-0 | 0-1 | 0 | 1 | 1 | 2 | 2 | 0 | 0 | 0 | 0 | 6 |
| Zollo..... f | 1-4 | 0-2 | 0-0 | 1 | 1 | 2 | 3 | 2 | 0 | 1 | 0 | 0 | 13 |
| Gordon..... g | 2-10 | 0-3 | 3-5 | 1 | 3 | 4 | 3 | 7 | 4 | 3 | 0 | 0 | 25 |
| Crook..... g | 4-13 | 1-5 | 1-2 | 3 | 3 | 6 | 2 | 10 | 5 | 0 | 2 | 1 | 35 |
| Price..... g | 5-10 | 4-8 | 3-4 | 1 | 4 | 5 | 5 | 17 | 1 | 2 | 0 | 2 | 36 |
| McDonald..... | 4-8 | 4-8 | 4-4 | 0 | 4 | 4 | 2 | 16 | 1 | 2 | 1 | 0 | 30 |
| Akamune..... | 1-2 | 0-0 | 0-2 | 2 | 1 | 3 | 0 | 2 | 0 | 0 | 0 | 0 | 7 |
| Snipes..... | 5-6 | 0-0 | 2-3 | 1 | 0 | 1 | 4 | 12 | 1 | 2 | 0 | 0 | 25 |
| Fant..... g | 3-8 | 0-0 | 3-6 | 3 | 6 | 9 | 1 | 9 | 0 | 3 | 1 | 1 | 23 |
| TEAM..... | 2 2 4 | | | | | | | | | | | | |
| TOTALS | 26-64 | 9-26 | 16-27 | 14 | 25 | 39 | 22 | 77 | 12 | 13 | 4 | 4 | |

TROY 83 (8-15, 3-9 SBC)

| PLAYER | FG | 3FG | FT | O | D | R | PF | TP | A | TO | BK | ST | M |
|-------------------|--------------|-------------|--------------|-----------|-----------|-----------|-----------|-----------|-----------|-----------|----------|----------|----|
| Owens..... f | 3-3 | 0-0 | 4-5 | 2 | 4 | 6 | 4 | 10 | 0 | 2 | 0 | 0 | 20 |
| Weathers..... g | 2-11 | 0-3 | 8-8 | 1 | 3 | 4 | 2 | 12 | 6 | 6 | 0 | 1 | 37 |
| Cunningham..... g | 1-4 | 0-0 | 1-4 | 1 | 3 | 4 | 3 | 3 | 2 | 0 | 1 | 0 | 17 |
| Wright..... g | 4-11 | 2-4 | 2-5 | 2 | 4 | 6 | 3 | 12 | 1 | 4 | 0 | 0 | 25 |
| Jones..... g | 6-11 | 0-2 | 4-4 | 2 | 7 | 9 | 1 | 16 | 2 | 1 | 0 | 3 | 37 |
| Scott..... | 1-5 | 1-3 | 1-2 | 1 | 2 | 3 | 2 | 4 | 0 | 0 | 0 | 1 | 19 |
| Jones..... | 6-9 | 4-6 | 2-2 | 0 | 1 | 1 | 2 | 18 | 0 | 0 | 0 | 1 | 25 |
| Chambers..... | 4-6 | 0-0 | 0-0 | 3 | 4 | 7 | 4 | 8 | 0 | 0 | 1 | 0 | 20 |
| TEAM..... | 1 1 2 | | | | | | | | | | | | |
| TOTALS | 27-60 | 7-18 | 22-30 | 13 | 29 | 42 | 21 | 83 | 11 | 13 | 2 | 6 | |

| | 1st | 2nd | Tot | FG% | 3FG% | FT% |
|------|-----|-----|-----|------|------|------|
| WKU | 39 | 38 | 77 | 40.6 | 34.6 | 59.3 |
| Troy | 30 | 53 | 83 | 45.0 | 38.9 | 73.3 |

Officials: Kerry Sitton, Sidney Cohen, Dan Stryffeler
 Technicals: none Attendance: 1472

GAME NOTES

- A nine-point halftime lead fell away with Troy scoring 53 second-half points.
- Troy shot 51.6 percent in the second half and made six three-pointers, and it also converted 15 of 18 second-half free throws.
- Four Hilltoppers were in double figures Saturday afternoon, led by T.J. Price's 17 points and four three-pointers.
- The Hilltoppers made nine three-pointers on the afternoon, and Troy ended the game at 45.0 percent shooting (27-for-60).

GAME 26
FEBRUARY 26, 2012 • WKU 64, FLORIDA ATLANTIC 57
E.A. DIDDLE ARENA • BOWLING GREEN, KY.

FLORIDA ATLANTIC 57 (11-5, 7-6 SBC)

| PLAYER | FG | 3FG | FT | O | D | R | PF | TP | A | TO | BK | ST | M |
|-------------------|--------------|-------------|------------|-----------|-----------|-----------|-----------|-----------|----------|-----------|----------|----------|----|
| White..... f | 3-8 | 0-1 | 0-0 | 6 | 5 | 11 | 3 | 6 | 0 | 4 | 2 | 0 | 31 |
| Richardson..... g | 3-8 | 2-5 | 0-0 | 0 | 2 | 2 | 1 | 8 | 0 | 1 | 0 | 2 | 27 |
| Taylor..... g | 2-12 | 0-6 | 2-2 | 0 | 0 | 0 | 3 | 6 | 4 | 3 | 0 | 2 | 36 |
| Tucker..... g | 1-5 | 0-0 | 0-1 | 0 | 2 | 2 | 5 | 2 | 3 | 1 | 0 | 0 | 24 |
| Bertone..... g | 3-7 | 1-4 | 0-0 | 1 | 3 | 4 | 4 | 7 | 2 | 2 | 1 | 1 | 15 |
| Mattison..... | 0-0 | 0-0 | 0-0 | 1 | 0 | 1 | 0 | 0 | 0 | 0 | 0 | 0 | 2 |
| Mavin..... | 5-10 | 0-0 | 0-0 | 1 | 3 | 4 | 3 | 10 | 0 | 3 | 0 | 0 | 21 |
| McCoy..... | 6-8 | 0-0 | 2-2 | 4 | 2 | 6 | 2 | 14 | 0 | 1 | 0 | 0 | 24 |
| Gantt..... | 2-6 | 0-3 | 0-0 | 2 | 0 | 2 | 2 | 4 | 0 | 0 | 0 | 0 | 11 |
| Penn..... | 0-1 | 0-0 | 0-0 | 2 | 2 | 4 | 0 | 0 | 0 | 1 | 0 | 1 | 9 |
| TEAM..... | 2 1 3 | | | | | | | | | | | | |
| TOTALS | 25-65 | 3-19 | 4-5 | 19 | 20 | 39 | 23 | 57 | 9 | 17 | 3 | 6 | |

WKU 64 (9-17, 5-8 SBC)

| PLAYER | FG | 3FG | FT | O | D | R | PF | TP | A | TO | BK | ST | M |
|---------------|--------------|------------|--------------|-----------|-----------|-----------|-----------|-----------|----------|-----------|----------|----------|----|
| Fant..... f | 6-10 | 0-1 | 8-11 | 5 | 5 | 10 | 1 | 20 | 0 | 1 | 1 | 0 | 33 |
| Akol..... c | 5-7 | 0-1 | 0-2 | 1 | 3 | 4 | 3 | 10 | 0 | 0 | 1 | 0 | 24 |
| Gordon..... g | 5-9 | 0-0 | 3-5 | 6 | 6 | 12 | 1 | 13 | 0 | 3 | 0 | 0 | 31 |
| Crook..... g | 3-16 | 0-0 | 1-2 | 0 | 2 | 2 | 1 | 7 | 4 | 3 | 1 | 2 | 34 |
| Price..... g | 1-4 | 1-2 | 0-0 | 1 | 3 | 4 | 2 | 3 | 1 | 5 | 1 | 3 | 32 |
| McDonald..... | 2-7 | 0-4 | 5-5 | 0 | 0 | 0 | 1 | 9 | 2 | 1 | 0 | 0 | 17 |
| Akamune..... | 0-0 | 0-0 | 0-0 | 0 | 0 | 0 | 0 | 0 | 0 | 0 | 0 | 0 | 1 |
| Snipes..... | 0-0 | 0-0 | 0-0 | 0 | 2 | 2 | 0 | 0 | 0 | 0 | 0 | 0 | 13 |
| Zollo..... | 0-2 | 0-1 | 2-2 | 2 | 0 | 2 | 2 | 2 | 0 | 1 | 0 | 0 | 15 |
| TEAM..... | 1 1 2 | | | | | | | | | | | | |
| TOTALS | 22-55 | 1-9 | 19-27 | 16 | 22 | 38 | 11 | 64 | 7 | 14 | 4 | 5 | |

| | 1st | 2nd | Tot | FG% | 3FG% | FT% |
|------------------|-----|-----|-----|------|------|------|
| Florida Atlantic | 32 | 25 | 57 | 38.5 | 15.8 | 80.0 |
| WKU | 24 | 40 | 64 | 40.0 | 11.1 | 70.4 |

Officials: Doug Sirmons, Ron Groover, Michael Stuart
 Technicals: FAU Tucker; WKU Gordon Attendance: 4588

GAME NOTES

- WKU scored 40 second-half points, which, combined with 33 points and 22 rebounds by George Fant and Derrick Gordon, keyed the win.
- The 40 second-half points helped WKU turn an 11-point deficit into a lead as large as seven en route to the key conference win.
- Fant had a career-high 20 points and 10 rebounds in the game, and Gordon added 13 and 12 on 5-of-9 shooting.
- WKU scored 20 points off 17 Owl turnovers.

2011-12 SEASON IN REVIEW

| GAME 27 | | | | | | | | | | | | | |
|---|--------------|-------------|--------------|------------|-------------|------------|-----------|-----------|-----------|-----------|----------|----------|----|
| FEBRUARY 18, 2012 • SOUTH ALABAMA 66, WKU 61 | | | | | | | | | | | | | |
| MITCHELL CENTER • MOBILE, ALA. | | | | | | | | | | | | | |
| WKU 61 (9-18, 5-9 SBC) | | | | | | | | | | | | | |
| PLAYER | FG | 3FG | FT | O | D | R | PF | TP | A | TO | BK | ST | M |
| Akol..... f | 5-8 | 0-0 | 1-2 | 2 | 1 | 3 | 3 | 11 | 0 | 0 | 1 | 0 | 24 |
| Fant..... f | 2-6 | 0-0 | 1-2 | 1 | 2 | 3 | 3 | 5 | 1 | 0 | 2 | 1 | 29 |
| Gordon..... g | 6-13 | 1-3 | 3-4 | 3 | 6 | 9 | 4 | 16 | 1 | 4 | 0 | 0 | 35 |
| Crook..... g | 6-11 | 1-2 | 1-2 | 1 | 3 | 4 | 2 | 14 | 3 | 3 | 0 | 1 | 33 |
| Price..... g | 2-11 | 0-6 | 0-0 | 2 | 3 | 5 | 4 | 4 | 3 | 3 | 0 | 2 | 24 |
| Anyigbo..... | 1-2 | 0-0 | 0-1 | 0 | 1 | 1 | 0 | 2 | 1 | 0 | 1 | 0 | 7 |
| McDonald..... | 3-7 | 1-4 | 0-0 | 0 | 2 | 2 | 3 | 7 | 1 | 2 | 0 | 1 | 23 |
| Snipes..... | 0-2 | 0-1 | 0-0 | 1 | 2 | 3 | 0 | 0 | 0 | 3 | 2 | 0 | 14 |
| Zollo..... | 1-3 | 0-1 | 0-1 | 0 | 2 | 2 | 3 | 2 | 1 | 1 | 0 | 0 | 11 |
| TEAM..... | | | | 2 | 1 | 3 | | | | | | | |
| TOTALS | 26-63 | 3-17 | 6-12 | 12 | 23 | 35 | 22 | 61 | 11 | 16 | 6 | 5 | |
| SOUTH ALABAMA 66 (15-10, 7-7 SBC) | | | | | | | | | | | | | |
| PLAYER | FG | 3FG | FT | O | D | R | PF | TP | A | TO | BK | ST | M |
| Rubit..... f | 4-11 | 0-0 | 2-4 | 5 | 8 | 13 | 3 | 10 | 0 | 2 | 0 | 0 | 36 |
| Lundy..... f | 1-6 | 0-1 | 0-0 | 0 | 1 | 1 | 3 | 2 | 0 | 1 | 0 | 1 | 15 |
| Anderson..... g | 3-7 | 0-0 | 3-4 | 0 | 3 | 3 | 3 | 9 | 4 | 2 | 1 | 0 | 30 |
| Goldstein..... g | 3-12 | 1-6 | 2-2 | 1 | 2 | 3 | 1 | 9 | 3 | 4 | 0 | 1 | 31 |
| Ammons..... g | 4-10 | 0-1 | 9-10 | 5 | 3 | 8 | 3 | 17 | 1 | 3 | 0 | 2 | 33 |
| Jones..... | 4-6 | 1-2 | 0-0 | 1 | 2 | 3 | 0 | 9 | 0 | 0 | 0 | 0 | 17 |
| Wright..... | 0-0 | 0-0 | 0-0 | 0 | 0 | 0 | 0 | 0 | 0 | 1 | 0 | 0 | 7 |
| Diaz..... | 0-0 | 0-0 | 0-0 | 0 | 1 | 1 | 0 | 0 | 2 | 0 | 0 | 1 | 4 |
| Carter..... | 4-10 | 0-0 | 2-2 | 2 | 8 | 10 | 1 | 10 | 1 | 2 | 8 | 1 | 27 |
| TEAM..... | | | | 4 | 2 | 6 | | | | | | | |
| TOTALS | 23-62 | 2-10 | 18-22 | 18 | 30 | 48 | 14 | 66 | 11 | 16 | 9 | 6 | |
| | <u>1st</u> | <u>2nd</u> | <u>Tot</u> | <u>FG%</u> | <u>3FG%</u> | <u>FT%</u> | | | | | | | |
| WKU | 26 | 35 | 61 | 41.3 | 17.6 | 50.0 | | | | | | | |
| South Alabama | 24 | 42 | 66 | 37.1 | 20.0 | 81.8 | | | | | | | |
| Officials: Kyle Chambers, Alan Spainhour, Mark Ellard | | | | | | | | | | | | | |
| Technical: none Attendance: 4126 | | | | | | | | | | | | | |

GAME NOTES

- WKU led by eight points with just under 6:00 left in the game, but South Alabama scored 18 of the game's final 23 points to win.
- Derrick Gordon led WKU with 16 points and nine rebounds, and Jamal Crook had 14 points and three assists.
- South Alabama outrebounded WKU in the game 48-35 and had 18 offensive rebounds.

| GAME 28 | | | | | | | | | | | | | |
|--|--------------|-------------|--------------|------------|-------------|------------|-----------|-----------|-----------|-----------|----------|----------|----|
| FEBRUARY 23, 2012 • WKU 79, ARKANSAS STATE 76 | | | | | | | | | | | | | |
| E.A. DIDDLE ARENA • BOWLING GREEN, KY. | | | | | | | | | | | | | |
| ARKANSAS STATE 76 (12-18, 6-9 SBC) | | | | | | | | | | | | | |
| PLAYER | FG | 3FG | FT | O | D | R | PF | TP | A | TO | BK | ST | M |
| Peterson..... f | 0-8 | 0-0 | 8-8 | 4 | 9 | 13 | 3 | 8 | 0 | 3 | 0 | 0 | 34 |
| Kirkland..... f | 8-12 | 0-0 | 6-6 | 5 | 2 | 7 | 5 | 22 | 1 | 1 | 0 | 1 | 30 |
| Finn..... g | 3-7 | 2-5 | 6-8 | 1 | 3 | 4 | 1 | 14 | 3 | 1 | 0 | 3 | 36 |
| Hooten..... g | 2-12 | 0-5 | 5-8 | 0 | 2 | 2 | 4 | 9 | 2 | 2 | 0 | 2 | 32 |
| Townsel..... g | 3-8 | 1-3 | 1-2 | 2 | 0 | 2 | 2 | 8 | 0 | 1 | 0 | 2 | 39 |
| Dickerson..... | 0-0 | 0-0 | 0-0 | 0 | 0 | 0 | 0 | 0 | 0 | 0 | 1 | 0 | 4 |
| Griswold..... | 5-6 | 0-0 | 5-6 | 3 | 2 | 5 | 1 | 15 | 0 | 3 | 0 | 1 | 14 |
| Sterrenberg... | 0-1 | 0-0 | 0-0 | 0 | 2 | 2 | 0 | 0 | 1 | 0 | 0 | 0 | 9 |
| Zuppardo..... | 0-0 | 0-0 | 0-0 | 0 | 0 | 0 | 0 | 0 | 0 | 1 | 0 | 0 | 2 |
| TEAM..... | | | | 4 | 0 | 4 | | | | | | | |
| TOTALS | 21-54 | 3-13 | 31-38 | 19 | 20 | 39 | 16 | 76 | 7 | 13 | 0 | 9 | |
| WKU 79 (10-18, 6-9 SBC) | | | | | | | | | | | | | |
| PLAYER | FG | 3FG | FT | O | D | R | PF | TP | A | TO | BK | ST | M |
| Fant..... f | 8-9 | 0-0 | 3-3 | 1 | 3 | 4 | 5 | 19 | 2 | 1 | 3 | 2 | 31 |
| Akol..... c | 4-4 | 0-0 | 6-7 | 1 | 2 | 3 | 5 | 14 | 1 | 0 | 2 | 0 | 19 |
| Gordon..... g | 4-8 | 0-1 | 8-10 | 0 | 4 | 4 | 2 | 16 | 6 | 1 | 0 | 1 | 33 |
| Crook..... g | 1-4 | 0-0 | 2-2 | 0 | 1 | 1 | 4 | 4 | 1 | 2 | 0 | 1 | 15 |
| Price..... g | 2-6 | 2-6 | 0-0 | 0 | 2 | 2 | 1 | 6 | 2 | 3 | 0 | 0 | 29 |
| Anyigbo..... | 0-1 | 0-0 | 0-0 | 0 | 0 | 0 | 0 | 0 | 0 | 0 | 0 | 0 | 2 |
| McDonald..... | 5-9 | 2-6 | 2-2 | 0 | 0 | 0 | 2 | 14 | 2 | 4 | 0 | 2 | 34 |
| Akamune..... | 0-0 | 0-0 | 0-0 | 0 | 1 | 1 | 1 | 0 | 1 | 1 | 0 | 0 | 7 |
| Snipes..... | 0-1 | 0-1 | 0-0 | 0 | 0 | 0 | 1 | 0 | 0 | 1 | 0 | 0 | 13 |
| Zollo..... | 2-4 | 2-3 | 0-0 | 0 | 1 | 1 | 2 | 6 | 2 | 3 | 0 | 1 | 17 |
| TEAM..... | | | | 1 | 0 | 1 | | | | | | | |
| TOTALS | 26-46 | 6-17 | 21-24 | 3 | 14 | 17 | 23 | 79 | 17 | 16 | 5 | 7 | |
| | <u>1st</u> | <u>2nd</u> | <u>Tot</u> | <u>FG%</u> | <u>3FG%</u> | <u>FT%</u> | | | | | | | |
| Arkansas State | 38 | 38 | 76 | 38.9 | 23.1 | 81.6 | | | | | | | |
| WKU | 34 | 45 | 79 | 56.5 | 35.3 | 87.5 | | | | | | | |
| Officials: Karl Hess, Doug Sirmons, Dan Chrisman | | | | | | | | | | | | | |
| Technical: ASU TEAM Attendance: 4298 | | | | | | | | | | | | | |

GAME NOTES

- T.J. Price knocked down a three-pointer in front of the WKU bench with two seconds left, breaking a 76-all tie.
- The game featured 15 ties and 16 lead changes.
- Four Hilltoppers were in double figures, led by George Fant's 19 points on 8-of-9 shooting.
- WKU was outrebounded in the game by a 39-17 margin, but the Hilltoppers shot a season-high 56.5 percent from the field in the game.
- WKU made 18 of 20 second-half free throws (.900).

2011-12 SEASON IN REVIEW

2011-12 BOX SCORES

2011-12 SEASON IN REVIEW

GAME 29

**FEBRUARY 25, 2012 • WKU 73, MIDDLE TENNESSEE 67
E.A. DIDDLE ARENA • BOWLING GREEN, KY.**

MIDDLE TENNESSEE 67 (25-5, 14-2 SBC)

| PLAYER | FG | 3FG | FT | O | D | R | PF | TP | A | TO | BK | ST | M |
|---------------|--------------|-------------|-------------|----------|-----------|-----------|-----------|-----------|-----------|-----------|----------|----------|----|
| Hammonds...f | 2-4 | 0-1 | 0-0 | 0 | 2 | 2 | 2 | 4 | 7 | 2 | 0 | 0 | 28 |
| Sulton.....f | 2-6 | 0-0 | 0-0 | 2 | 2 | 4 | 3 | 4 | 1 | 2 | 1 | 1 | 20 |
| Dendy.....c | 6-8 | 1-2 | 5-10 | 1 | 6 | 7 | 3 | 18 | 4 | 7 | 1 | 1 | 33 |
| Massey.....g | 4-6 | 0-0 | 0-0 | 1 | 3 | 4 | 3 | 8 | 2 | 1 | 1 | 1 | 28 |
| Knight.....g | 5-11 | 0-2 | 3-5 | 2 | 1 | 3 | 4 | 13 | 1 | 3 | 0 | 1 | 25 |
| Gibson.....c | 0-0 | 0-0 | 0-0 | 0 | 0 | 0 | 0 | 0 | 0 | 0 | 0 | 0 | 1 |
| Gallman.....c | 0-0 | 0-0 | 0-0 | 0 | 0 | 0 | 1 | 0 | 0 | 1 | 0 | 0 | 6 |
| Jones.....c | 1-4 | 0-0 | 0-0 | 0 | 0 | 0 | 2 | 2 | 0 | 0 | 0 | 0 | 12 |
| Cintron.....c | 6-8 | 3-5 | 0-0 | 0 | 1 | 1 | 4 | 15 | 0 | 1 | 0 | 0 | 22 |
| Oden.....c | 0-1 | 0-1 | 0-2 | 0 | 2 | 2 | 0 | 0 | 1 | 1 | 0 | 1 | 11 |
| Jones.....c | 1-2 | 0-0 | 1-1 | 1 | 1 | 2 | 3 | 3 | 0 | 0 | 0 | 0 | 14 |
| TEAM..... | | | | 2 | 2 | 4 | | | | 1 | | | |
| TOTALS | 27-50 | 4-11 | 9-18 | 9 | 20 | 29 | 25 | 67 | 16 | 19 | 3 | 5 | |

WKU 73 (11-18, 7-9 SBC)

| PLAYER | FG | 3FG | FT | O | D | R | PF | TP | A | TO | BK | ST | M |
|---------------|--------------|-------------|--------------|-----------|-----------|-----------|-----------|-----------|-----------|-----------|----------|----------|----|
| Fant.....f | 1-2 | 0-0 | 2-2 | 1 | 2 | 3 | 4 | 4 | 0 | 0 | 1 | 0 | 20 |
| Akol.....c | 5-8 | 2-4 | 0-0 | 2 | 1 | 3 | 2 | 12 | 0 | 1 | 1 | 1 | 22 |
| McDonald...g | 3-10 | 2-7 | 2-2 | 0 | 1 | 1 | 3 | 10 | 1 | 0 | 0 | 0 | 28 |
| Gordon.....g | 1-6 | 0-1 | 9-10 | 1 | 5 | 6 | 1 | 11 | 1 | 3 | 0 | 1 | 33 |
| Crook.....g | 4-11 | 0-1 | 1-3 | 0 | 4 | 4 | 2 | 9 | 8 | 4 | 0 | 1 | 31 |
| Anyigbo.....c | 0-0 | 0-0 | 2-2 | 0 | 1 | 1 | 0 | 2 | 0 | 1 | 0 | 0 | 5 |
| Akamune.....c | 2-2 | 0-0 | 0-0 | 0 | 1 | 1 | 4 | 4 | 0 | 0 | 0 | 2 | 15 |
| Snipes.....c | 0-2 | 0-1 | 2-2 | 1 | 0 | 1 | 0 | 2 | 0 | 0 | 1 | 0 | 8 |
| Zollo.....c | 3-4 | 0-0 | 0-0 | 2 | 1 | 3 | 1 | 6 | 1 | 3 | 1 | 0 | 9 |
| Price.....c | 4-7 | 2-5 | 3-3 | 3 | 4 | 7 | 3 | 13 | 0 | 1 | 0 | 2 | 29 |
| TEAM..... | | | | 1 | 0 | 1 | | | | 2 | | | |
| TOTALS | 23-52 | 6-19 | 21-24 | 11 | 20 | 31 | 20 | 73 | 11 | 15 | 4 | 7 | |

| | 1st | 2nd | Tot | FG% | 3FG% | FT% |
|------------------|-----|-----|-----|------|------|------|
| Middle Tennessee | 33 | 34 | 67 | 54.0 | 36.4 | 50.0 |
| WKU | 30 | 43 | 73 | 44.2 | 31.6 | 87.5 |

Officials: Kerry Sitton, Sean Casey, Kyle Chambers
Technical: none Attendance: 7326

GAME NOTES

- 11-0 scoring run late in the second half helped end a five-game WKU losing streak to Middle Tennessee.
- A sellout crowd of 7,326 was on-hand, the largest of the season and tied for the second-largest in the last five seasons.
- Four players were in double-figures for the Hilltoppers for the second-straight game.
- After being outrebounded by seven against Middle Tennessee earlier this season, WKU won the rebounding battle, 31-29.

GAME 30

**MARCH 3, 2012 • WKU 67, FIU 63
SUMMIT ARENA • HOT SPRINGS, ARK.**

FIU 63 (8-21)

| PLAYER | FG | 3FG | FT | O | D | R | PF | TP | A | TO | BK | ST | M |
|----------------|--------------|-------------|--------------|----------|-----------|-----------|-----------|-----------|-----------|-----------|----------|----------|----|
| Ferguson.....* | 1-4 | 0-2 | 2-2 | 1 | 1 | 2 | 4 | 4 | 0 | 0 | 0 | 1 | 14 |
| Taylor.....* | 1-7 | 1-5 | 2-2 | 0 | 3 | 3 | 2 | 5 | 2 | 1 | 0 | 0 | 28 |
| Wright.....* | 9-16 | 1-1 | 5-7 | 3 | 9 | 12 | 2 | 24 | 3 | 4 | 0 | 0 | 39 |
| Dierickx.....* | 1-1 | 0-0 | 0-0 | 0 | 0 | 0 | 0 | 2 | 0 | 2 | 0 | 0 | 4 |
| Allen.....* | 2-11 | 2-7 | 1-3 | 0 | 2 | 2 | 2 | 7 | 3 | 3 | 0 | 1 | 37 |
| Hill..... | 2-4 | 0-1 | 0-0 | 0 | 0 | 0 | 1 | 4 | 1 | 0 | 0 | 2 | 26 |
| Bell..... | 3-5 | 1-1 | 4-4 | 0 | 3 | 3 | 2 | 11 | 1 | 2 | 0 | 0 | 23 |
| Moore..... | 2-5 | 0-0 | 2-2 | 2 | 2 | 4 | 3 | 6 | 0 | 1 | 4 | 0 | 29 |
| TEAM..... | | | | 14 | | | 5 | | | | | | |
| TOTALS | 21-53 | 5-17 | 16-20 | 7 | 24 | 31 | 16 | 63 | 10 | 13 | 4 | 4 | |

WKU 67 (12-18)

| PLAYER | FG | 3FG | FT | O | D | R | PF | TP | A | TO | BK | ST | M |
|---------------|--------------|--------------|--------------|-----------|-----------|-----------|-----------|-----------|-----------|-----------|----------|----------|----|
| Gordon.....* | 2-8 | 1-4 | 4-7 | 2 | 8 | 10 | 1 | 9 | 1 | 3 | 1 | 1 | 34 |
| Crook.....* | 2-6 | 1-3 | 0-0 | 0 | 0 | 0 | 2 | 5 | 3 | 5 | 0 | 0 | 32 |
| Akol.....* | 3-10 | 0-1 | 3-5 | 4 | 4 | 8 | 3 | 9 | 2 | 0 | 3 | 0 | 22 |
| Fant.....* | 4-9 | 0-0 | 2-4 | 3 | 2 | 5 | 2 | 10 | 0 | 1 | 3 | 0 | 26 |
| Price.....* | 3-7 | 3-6 | 2-2 | 0 | 5 | 5 | 3 | 11 | 1 | 3 | 0 | 0 | 18 |
| McDonald..... | 6-14 | 5-8 | 2-2 | 1 | 3 | 4 | 3 | 19 | 3 | 2 | 0 | 1 | 33 |
| Akamune..... | 2-3 | 0-0 | 0-1 | 5 | 1 | 6 | 2 | 4 | 1 | 0 | 0 | 0 | 16 |
| Snipes..... | 0-0 | 0-0 | 0-0 | 0 | 0 | 0 | 2 | 0 | 0 | 0 | 0 | 0 | 4 |
| Zollo..... | 0-3 | 0-1 | 0-0 | 2 | 3 | 5 | 0 | 0 | 1 | 1 | 0 | 0 | 15 |
| TEAM..... | | | | 22 | | | 4 | | | | | | |
| TOTALS | 22-60 | 10-23 | 13-21 | 19 | 28 | 47 | 18 | 67 | 12 | 15 | 7 | 2 | |

| | 1st | 2nd | Tot | FG% | 3FG% | FT% |
|-----|-----|-----|-----|------|------|------|
| FIU | 27 | 36 | 63 | 39.6 | 29.4 | 80.0 |
| WKU | 33 | 34 | 67 | 36.7 | 43.5 | 61.9 |

Officials: Gary Maxwell, Vladimir Voyard Tadal, Dan Stryffeler
Technical: none Attendance: 3820

GAME NOTES

- WKU overcame a 19-4 FIU run.
- Kahlil McDonald scored a career-high 19 points on a career-best five three-pointers.
- Third-straight win for the first time this season.
- WKU outrebounded FIU by 16.

GAME 31
MARCH 4, 2012 • WKU 68, UALR 63
SUMMIT ARENA • HOT SPRINGS, ARK.

| WKU 68 (13-18) | | | | | | | | | | | | | |
|----------------|--------------|-------------|--------------|-----------|-----------|-----------|-----------|-----------|-----------|-----------|----------|----------|----|
| PLAYER | FG | 3FG | FT | O | D | R | PF | TP | A | TO | BK | ST | M |
| Gordon.....* | 9-14 | 1-4 | 6-14 | 2 | 13 | 15 | 0 | 25 | 2 | 0 | 0 | 0 | 38 |
| Crook.....* | 2-9 | 0-3 | 1-3 | 0 | 6 | 6 | 2 | 5 | 4 | 2 | 1 | 1 | 33 |
| Akol.....* | 2-9 | 0-0 | 0-0 | 2 | 2 | 4 | 3 | 4 | 1 | 0 | 1 | 0 | 17 |
| Fant.....* | 2-6 | 0-0 | 9-16 | 4 | 0 | 4 | 1 | 13 | 1 | 4 | 2 | 0 | 28 |
| Price.....* | 1-4 | 1-3 | 2-2 | 1 | 4 | 5 | 2 | 5 | 0 | 1 | 0 | 1 | 17 |
| McDonald..... | 3-8 | 3-7 | 2-2 | 0 | 1 | 1 | 2 | 11 | 0 | 2 | 0 | 0 | 32 |
| Akamune..... | 1-2 | 0-0 | 0-2 | 1 | 2 | 3 | 2 | 2 | 0 | 2 | 1 | 0 | 15 |
| Snipes..... | 1-2 | 0-1 | 1-2 | 1 | 3 | 4 | 2 | 3 | 1 | 0 | 0 | 0 | 11 |
| Zollo..... | 0-1 | 0-1 | 0-0 | 2 | 1 | 3 | 3 | 0 | 1 | 0 | 1 | 0 | 9 |
| TEAM..... | | | | 4 | 0 | 4 | | | | | | | |
| TOTALS | 21-55 | 5-19 | 21-41 | 17 | 32 | 49 | 17 | 68 | 10 | 11 | 6 | 2 | |

| UALR 63 (15-16) | | | | | | | | | | | | | |
|-----------------|--------------|-------------|--------------|----------|-----------|-----------|-----------|-----------|-----------|----------|----------|----------|----|
| PLAYER | FG | 3FG | FT | O | D | R | PF | TP | A | TO | BK | ST | M |
| Williams.....* | 7-13 | 2-5 | 3-4 | 1 | 5 | 6 | 3 | 19 | 2 | 3 | 0 | 1 | 38 |
| Jackson.....* | 5-13 | 0-0 | 1-2 | 1 | 5 | 6 | 5 | 11 | 1 | 1 | 2 | 0 | 33 |
| Guy.....* | 5-9 | 1-3 | 2-2 | 0 | 4 | 4 | 3 | 13 | 2 | 1 | 0 | 1 | 32 |
| Javes.....* | 3-7 | 0-0 | 1-2 | 0 | 3 | 3 | 3 | 7 | 3 | 2 | 1 | 0 | 18 |
| Neighbour.....* | 1-7 | 1-4 | 1-2 | 1 | 4 | 5 | 4 | 4 | 0 | 1 | 1 | 3 | 30 |
| Sutherland..... | 0-0 | 0-0 | 1-2 | 0 | 2 | 2 | 1 | 1 | 0 | 0 | 0 | 0 | 12 |
| Lawton..... | 0-1 | 0-1 | 2-2 | 0 | 1 | 1 | 0 | 2 | 0 | 0 | 0 | 0 | 2 |
| Louzeiro..... | 0-2 | 0-0 | 0-0 | 1 | 0 | 1 | 0 | 0 | 0 | 0 | 0 | 0 | 6 |
| Fondren..... | 0-0 | 0-0 | 0-0 | 0 | 0 | 0 | 1 | 0 | 0 | 0 | 0 | 0 | 2 |
| Lockhart..... | 2-3 | 0-1 | 0-0 | 1 | 5 | 6 | 3 | 4 | 0 | 0 | 0 | 0 | 15 |
| Dillard..... | 0-1 | 0-1 | 2-2 | 0 | 0 | 0 | 2 | 2 | 2 | 1 | 0 | 0 | 12 |
| TEAM..... | | | | 0 | 2 | 2 | | | | | | | |
| TOTALS | 23-56 | 4-15 | 13-18 | 5 | 31 | 36 | 25 | 63 | 10 | 9 | 4 | 5 | |

| | 1st | 2nd | Tot | FG% | 3FG% | FT% |
|------|-----|-----|-----|------|------|------|
| WKU | 27 | 41 | 68 | 38.2 | 26.3 | 51.2 |
| UALR | 29 | 34 | 63 | 41.1 | 26.7 | 72.2 |

Officials: John Heatly, Frank Raposo, Sean Casey
 Technicals: none Attendance: 4365

GAME NOTES

- WKU scored 17 unanswered points to erase a 13-point deficit.
- Derrick Gordon had 25 points and 15 rebounds.
- WKU advances to the semifinals of the Sun Belt Conference Tournament for the eighth-straight season.

GAME 32
MARCH 5, 2012 • WKU 67, DENVER 63
SUMMIT ARENA • HOT SPRINGS, ARK.

| WKU 67 (14-18) | | | | | | | | | | | | | |
|----------------|--------------|------------|--------------|----------|-----------|-----------|-----------|-----------|----------|-----------|----------|----------|----|
| PLAYER | FG | 3FG | FT | O | D | R | PF | TP | A | TO | BK | ST | M |
| Gordon.....* | 0-5 | 0-1 | 7-12 | 0 | 6 | 6 | 1 | 7 | 2 | 2 | 1 | 1 | 37 |
| Crook.....* | 4-6 | 0-0 | 0-1 | 0 | 1 | 1 | 1 | 8 | 2 | 0 | 0 | 1 | 32 |
| Akol.....* | 0-2 | 0-0 | 3-4 | 0 | 2 | 2 | 2 | 3 | 0 | 1 | 0 | 0 | 11 |
| Fant.....* | 6-8 | 0-0 | 7-9 | 1 | 1 | 2 | 1 | 19 | 1 | 5 | 0 | 0 | 31 |
| Price.....* | 2-4 | 2-3 | 0-0 | 0 | 3 | 3 | 2 | 6 | 1 | 2 | 3 | 0 | 30 |
| McDonald..... | 4-5 | 3-4 | 3-4 | 0 | 3 | 3 | 4 | 14 | 1 | 1 | 0 | 0 | 21 |
| Akamune..... | 1-1 | 0-0 | 2-2 | 0 | 1 | 1 | 3 | 4 | 0 | 1 | 0 | 0 | 13 |
| Zollo..... | 2-3 | 0-0 | 2-2 | 1 | 4 | 5 | 2 | 6 | 2 | 1 | 0 | 0 | 25 |
| TEAM..... | | | | 1 | 2 | 3 | | | | | | | |
| TOTALS | 19-34 | 5-8 | 24-34 | 3 | 23 | 26 | 16 | 67 | 9 | 14 | 4 | 2 | |

| DENVER 63 (22-9) | | | | | | | | | | | | | |
|------------------|--------------|-------------|--------------|----------|-----------|-----------|-----------|-----------|-----------|-----------|----------|----------|----|
| PLAYER | FG | 3FG | FT | O | D | R | PF | TP | A | TO | BK | ST | M |
| Stafford.....* | 7-15 | 3-6 | 2-2 | 0 | 0 | 0 | 1 | 19 | 4 | 0 | 0 | 1 | 38 |
| Lewis.....* | 3-6 | 0-0 | 5-7 | 1 | 3 | 4 | 4 | 11 | 4 | 2 | 0 | 0 | 26 |
| O'Neale.....* | 6-12 | 1-2 | 2-2 | 3 | 6 | 9 | 4 | 15 | 1 | 6 | 0 | 1 | 37 |
| Olson.....* | 0-2 | 0-0 | 1-2 | 1 | 0 | 1 | 4 | 1 | 0 | 1 | 0 | 0 | 38 |
| Udofia.....* | 5-11 | 0-2 | 2-3 | 2 | 4 | 6 | 4 | 12 | 0 | 2 | 0 | 1 | 35 |
| Coughlin..... | 1-4 | 1-3 | 0-0 | 0 | 1 | 1 | 1 | 3 | 1 | 0 | 0 | 0 | 9 |
| Foeman..... | 1-1 | 0-0 | 0-0 | 0 | 0 | 0 | 2 | 2 | 0 | 1 | 0 | 0 | 5 |
| Hallam..... | 0-0 | 0-0 | 0-0 | 0 | 0 | 0 | 2 | 0 | 0 | 0 | 0 | 2 | 12 |
| Griffin..... | 0-0 | 0-0 | 0-0 | 0 | 0 | 0 | 0 | 0 | 0 | 0 | 0 | 0 | 0+ |
| TEAM..... | | | | 0 | 3 | 3 | | | | | | | |
| TOTALS | 23-51 | 5-13 | 12-16 | 7 | 17 | 24 | 22 | 63 | 10 | 12 | 0 | 5 | |

| | 1st | 2nd | Tot | FG% | 3FG% | FT% |
|--------|-----|-----|-----|------|------|------|
| WKU | 34 | 33 | 67 | 55.9 | 62.5 | 70.6 |
| Denver | 31 | 32 | 63 | 45.1 | 38.5 | 75.0 |

Officials: Rick Hartzell, Ron Groover, John Heatly
 Technicals: WKU Crook Attendance: 3708

GAME NOTES

- WKU reaches the championship game of the conference tournament for the first time in three seasons.
- WKU shot 55.9 percent from the field in the game.
- George Fant led WKU with 19 points, and Kahlil McDonald had 14.

GAME 33
MARCH 6, 2012 • WKU 74, NORTH TEXAS 70
SUMMIT ARENA • HOT SPRINGS, ARK.

WKU 74 (15-18)

| PLAYER | FG | 3FG | FT | O | D | R | PF | TP | A | TO | BK | ST | M |
|---------------|--------------|-------------|--------------|-----------|-----------|-----------|-----------|-----------|----------|-----------|----------|----------|----|
| Gordon.....* | 3-9 | 1-3 | 1-2 | 3 | 2 | 5 | 4 | 8 | 1 | 3 | 0 | 2 | 38 |
| Crook.....* | 2-8 | 0-1 | 0-0 | 0 | 2 | 2 | 0 | 4 | 2 | 0 | 0 | 0 | 26 |
| Akol.....* | 9-11 | 0-1 | 5-6 | 2 | 3 | 5 | 1 | 23 | 1 | 1 | 4 | 0 | 33 |
| Fant.....* | 6-10 | 0-0 | 5-5 | 3 | 3 | 6 | 2 | 17 | 1 | 1 | 1 | 0 | 32 |
| Price.....* | 2-7 | 2-3 | 0-1 | 0 | 4 | 4 | 2 | 6 | 2 | 3 | 0 | 0 | 32 |
| McDonald..... | 2-9 | 2-6 | 8-8 | 0 | 4 | 4 | 1 | 14 | 2 | 2 | 0 | 0 | 25 |
| Akamune..... | 1-1 | 0-0 | 0-0 | 1 | 3 | 4 | 2 | 2 | 0 | 0 | 0 | 0 | 8 |
| Zollo..... | 0-2 | 0-1 | 0-0 | 2 | 2 | 4 | 1 | 0 | 0 | 1 | 0 | 0 | 6 |
| TEAM..... | 1 1 2 | | | | | | | | | | | | |
| TOTALS | 25-57 | 5-15 | 19-22 | 12 | 24 | 36 | 13 | 74 | 9 | 11 | 5 | 2 | |

NORTH TEXAS 70 (18-14)

| PLAYER | FG | 3FG | FT | O | D | R | PF | TP | A | TO | BK | ST | M |
|-------------------|--------------|-------------|--------------|-----------|-----------|-----------|-----------|-----------|-----------|-----------|----------|----------|----|
| Holmen.....* | 4-15 | 1-3 | 2-2 | 1 | 3 | 4 | 4 | 11 | 3 | 1 | 0 | 0 | 29 |
| Walton.....* | 5-9 | 2-4 | 2-3 | 1 | 1 | 2 | 2 | 14 | 2 | 2 | 0 | 0 | 32 |
| Williams.....* | 6-11 | 0-0 | 4-6 | 3 | 3 | 6 | 0 | 16 | 3 | 0 | 0 | 0 | 38 |
| Mitchell.....* | 7-13 | 1-3 | 3-3 | 1 | 4 | 5 | 4 | 18 | 1 | 1 | 2 | 0 | 32 |
| Franklin.....* | 3-7 | 0-0 | 0-0 | 3 | 2 | 5 | 4 | 6 | 2 | 1 | 0 | 0 | 19 |
| Norris..... | 0-1 | 0-1 | 0-0 | 0 | 0 | 0 | 1 | 0 | 0 | 0 | 0 | 0 | 10 |
| Hogans..... | 0-1 | 0-0 | 0-0 | 2 | 4 | 6 | 2 | 0 | 1 | 0 | 1 | 0 | 20 |
| Stojiljkovic..... | 0-1 | 0-0 | 0-0 | 0 | 0 | 0 | 2 | 0 | 0 | 2 | 0 | 1 | 3 |
| Hall..... | 2-3 | 1-2 | 0-0 | 0 | 2 | 2 | 0 | 5 | 3 | 3 | 1 | 0 | 17 |
| TEAM..... | 1 2 3 | | | | | | | | | | | | |
| TOTALS | 27-61 | 5-13 | 11-14 | 12 | 21 | 33 | 19 | 70 | 15 | 10 | 4 | 1 | |

1st 2nd Tot FG% 3FG% FT%

| | | | | | | |
|-------------|----|----|----|------|------|------|
| WKU | 30 | 44 | 74 | 43.9 | 33.3 | 86.4 |
| North Texas | 32 | 38 | 70 | 44.3 | 38.5 | 78.6 |

Officials: Ray Natili, John Heatly, Ron Groover

Technical: none

Attendance: 4216

GAME NOTES

- WKU erased a 13-point second-half deficit to win its fourth game in four days and advance to the NCAA Tournament.
- Teeng Akol led WKU with a career-high 23 points.
- The Hilltoppers became the second-straight team to win the tournament by capturing four wins in four days.
- George Fant had 17 points and was named the tournament's Most Outstanding Player.

HOT SPRINGS, Ark. (AP) — Teeng Akol found himself on the bottom of Western Kentucky's midcourt dogpile inside Summit Arena.

The Hilltoppers' junior didn't mind in the least.

Akol scored 23 points and George Fant added 17 as Western Kentucky kept its dancing shoes on for a little while longer, earning a 74-70 win over North Texas on Tuesday night in the championship game of the Sun Belt conference tournament.

The win capped a stunning run for the Hilltoppers (15-18), who earned their first NCAA tournament berth since 2009 by winning four games in as many days. It also caps a roller-coaster season during which Western Kentucky survived a midseason coaching change and the development of several key freshmen.

"I'm so happy I can't even begin to describe how I'm feeling right now," Akol said.

The Hilltoppers' rocky season continued Tuesday night, with the Mean Green (18-14) leading by as many as 13 points in the second half.

Just as it had done throughout the Sun Belt tournament, Western Kentucky rallied. The Hilltoppers took the lead for good at 70-68 after a 3-pointer by Kahil McDonald, who finished with 14 points. McDonald then hit the clinching free throws to send the Hilltoppers to the most unexpected of NCAA tournament berths.

"This season has been unbelievable," Fant said. "A coaching change ... Everyone was down on us before we got out here, saying we weren't old enough, mature enough, we couldn't guard some of the people we obviously guarded here.

"It speaks for itself."

Western Kentucky began the season 5-11, resulting in the firing of former coach Ken McDonald on Jan. 5. The firing came one day after a chaotic loss in which Louisiana-Lafayette played the final possession of the overtime game with six players.

Ray Harper was named the Hilltoppers' interim coach, and they responded with a 3-6 start under their former assistant before closing the regular season with three wins in four games.

Not even Harper could see a run coming like what Western Kentucky did in the Sun Belt tournament. The No. 7 seed won four games in four days, giving them six wins in a row and setting the stage for their unexpected return to the NAAs.

They did so by defeating No. 10 seed Florida International, second-seeded Arkansas-Little Rock and No. 3 Denver, along with the fifth-seeded Mean Green.

"I need a day off," Harper joked. "I'm just happy for these young men. We put in a lot of hard work.

"I knew we had a chance. In this profession, that's all you ask. Give me an opportunity and we'll see what happens."

Tony Mitchell scored 18 points to lead North Texas (18-14), which was playing in its third straight league championship game and fourth in six years. Alzee Williams added 16 points, Brandon Walton had 14 and Jacob Holmen 11.

The Mean Green appeared in control midway through the second half, taking a 55-42 lead after a Tyler Hall jumper.

Fant scored the next seven points for the Hilltoppers to cut the deficit to six. Western Kentucky then tied the game at 59 on a basket by Akol, but it fell behind by five after Mitchell put North Texas up 66-61.

Western Kentucky, however, wouldn't be denied — rallying once again for the win. It's the second straight championship game loss for North Texas, which lost to Arkansas-Little Rock last year on a 3-pointer with 1.5 seconds remaining.

"Anytime you have an opportunity like this, to win a championship and to move on to the NCAA tournament, I think you cherish those opportunities," North Texas coach Johnny Jones said. "To be here the last couple of years and not get it is disappointing, but I have to applaud our guys and the character of them for getting us to this point."

The Hilltoppers lost to the Mean Green 84-67 on Jan. 12, their second game with Harper as coach. Very little about Tuesday night resembled the first meeting.

A freshman had led Western Kentucky in scoring in 21 of its last 24 games before Akol's performance. The Hilltoppers had used 14 different starting lineups this season through the leadership change, but they put the pieces together for four days.

"This is a basketball team that was ready to play from the jump," North Texas junior Roger Franklin said. "Obviously, throughout the tournament, they knocked off Arkansas-Little Rock and they had a little bit of composure about themselves.

"They just wanted it more tonight."

GAME 34
MARCH 13, 2012 • WKU 59, MISSISSIPPI VALLEY STATE 58
UNIVERSITY OF DAYTON ARENA • DAYTON, OHIO

WKU 59 (16-18)

| PLAYER | FG | 3FG | FT | O | D | R | PF | TP | A | TO | BK | ST | M |
|---------------|--------------|-------------|--------------|-----------|-----------|-----------|-----------|-----------|-----------|-----------|----------|----------|----|
| Fant | 2-4 | 0-0 | 5-8 | 6 | 5 | 11 | 4 | 9 | 2 | 3 | 1 | 1 | 23 |
| Akol | 3-9 | 0-1 | 3-4 | 2 | 6 | 8 | 0 | 9 | 0 | 4 | 5 | 0 | 28 |
| Gordon | 4-13 | 0-4 | 3-8 | 4 | 7 | 11 | 4 | 11 | 3 | 6 | 0 | 1 | 37 |
| Crook | 3-10 | 0-0 | 3-6 | 3 | 4 | 7 | 2 | 9 | 3 | 3 | 0 | 1 | 29 |
| Price | 3-11 | 0-5 | 5-5 | 3 | 5 | 8 | 3 | 11 | 1 | 2 | 0 | 3 | 29 |
| Anyigbo | 0-0 | 0-0 | 0-0 | 0 | 0 | 0 | 0 | 0 | 0 | 0 | 1 | 0 | 3 |
| McDonald | 0-7 | 0-3 | 0-0 | 1 | 3 | 4 | 3 | 0 | 1 | 5 | 0 | 0 | 23 |
| Akamune | 1-3 | 0-0 | 0-2 | 1 | 1 | 2 | 2 | 2 | 0 | 1 | 1 | 1 | 11 |
| Snipes | 1-1 | 0-0 | 0-0 | 0 | 0 | 0 | 0 | 2 | 0 | 0 | 0 | 0 | 3 |
| Zollo | 2-4 | 2-3 | 0-0 | 1 | 1 | 2 | 0 | 6 | 0 | 2 | 2 | 0 | 14 |
| TEAM | 5 27 1 | | | | | | | | | | | | |
| TOTALS | 19-62 | 2-16 | 19-33 | 26 | 34 | 60 | 18 | 59 | 10 | 28 | 9 | 7 | |

MISSISSIPPI VALLEY STATE 58 (21-13)

| PLAYER | FG | 3FG | FT | O | D | R | PF | TP | A | TO | BK | ST | M |
|---------------|--------------|-------------|--------------|-----------|-----------|-----------|-----------|-----------|-----------|-----------|----------|-----------|----|
| Crosby | 3-9 | 0-3 | 1-3 | 1 | 4 | 5 | 4 | 7 | 1 | 2 | 3 | 3 | 36 |
| Studivant | 0-7 | 0-0 | 0-0 | 2 | 6 | 8 | 2 | 0 | 0 | 2 | 1 | 0 | 22 |
| Joyner | 1-10 | 0-5 | 1-2 | 2 | 1 | 3 | 4 | 3 | 4 | 4 | 0 | 0 | 34 |
| Arrington | 3-6 | 0-3 | 1-8 | 1 | 3 | 4 | 5 | 7 | 2 | 0 | 1 | 7 | 22 |
| Burwell | 7-12 | 3-6 | 3-4 | 1 | 1 | 2 | 1 | 20 | 2 | 5 | 0 | 0 | 37 |
| Pugh | 4-6 | 1-2 | 2-2 | 0 | 1 | 1 | 4 | 11 | 0 | 3 | 0 | 0 | 20 |
| Pajkovic | 0-0 | 0-0 | 0-0 | 0 | 0 | 0 | 1 | 0 | 1 | 0 | 0 | 0 | 2 |
| Cox | 4-11 | 0-3 | 2-3 | 2 | 5 | 7 | 3 | 10 | 2 | 1 | 3 | 1 | 27 |
| TEAM | 11 2 | | | | | | | | | | | | |
| TOTALS | 22-61 | 4-22 | 10-22 | 10 | 22 | 32 | 24 | 58 | 12 | 17 | 8 | 11 | |

| | 1st | 2nd | Tot | FG% | 3FG% | FT% |
|------------------------|-----|-----|-----|------|------|------|
| WKU | 19 | 40 | 59 | 30.6 | 12.5 | 57.6 |
| Mississippi Valley St. | 23 | 35 | 58 | 36.1 | 18.2 | 45.5 |

Officials: Mike Stephens, Chris Rastatter, Robert Riley
 Technicals: none Attendance: 8510

GAME NOTES

- The Hilltoppers came back to win after trailing by 16 with 4:51 left in the game.
- The comeback was the largest in NCAA Tournament history with under 5:00 remaining in the game.
- The win means WKU has won games in its last three NCAA Tournaments.
- George Fant and Derrick Gordon each had 11 rebounds, and Gordon and T.J. Price each contributed 11 points.

DAYTON, Ohio (AP) — So many things happened in those 5 final, furious minutes that Western Kentucky coach Ray Harper had trouble taking it all in.

"Wow," he said, his face still flush with March emotion. "I don't know where to begin."

How about with that finish?

The only team with a losing record in the NCAA tournament got it started with a classic March comeback -- in front of a presidential audience, no less. T.J. Price's three-point play with 33 seconds to go completed the Hilltoppers' rally from a 16-point deficit over the last 5 minutes for a 59-58 victory over Mississippi Valley State on Tuesday night.

President Barack Obama and British Prime Minister David Cameron had front-row seats to see the tournament open with a ragged game that had an engrossing ending.

"It's a crazy feeling," said Derrick Gordon, who had 11 points. "That's the president of the United States coming to watch our game. We wanted to put on a show. Things didn't work our way for the first 35 minutes, but we came away with the W."

"I'm sure he liked what he saw."

He saw the longest of long shots somehow pull out another one.

The Hilltoppers (16-18) are the only squad in the 68-team field with a losing record. They played like it for most of the game, shooting only 30 percent and turning the ball over 28 times.

After the buzzer sounded, Obama and Cameron headed out, fans still buzzing over what had just happened.

Madness indeed.

"You could see that look in their eyes: 'We're going to do this,'" Harper said.

Western Kentucky moves on to play Kentucky -- the top seed in the South Regional -- on Thursday in Louisville, an all-Bluegrass game for the second round.

MVSU (21-13) caught the president's eye while pulling ahead, but couldn't close it out. Kevin Burwell scored 20 points and locked eyes with the president after swishing a 3-pointer while the Delta Devils built their big lead. Obama smiled back.

"Like I said yesterday, we were just trying to put on a show for him," Burwell said. "In the heat of the moment, I just pointed at him a couple of times. That was it."

Obama -- a huge basketball fan who fills out an NCAA bracket each year -- spent a lot of time explaining the nuances of the game to Cameron. Obama has picked Kentucky as one of his Final Four teams.

A smaller school from a corner of the commonwealth became the star of the First Four.

The Hilltoppers were the losers' favorite in the bracket -- the first team since Coppin State in 2009 to make it to the tournament with a losing record.

And that didn't even begin to tell their story.

A team featuring seven freshmen lost 11 of its first 16 games. The low point came on Jan. 5, when Louisiana-Lafayette somehow managed to get six players on the floor for the winning shot in overtime. And that wasn't the worst indignity that day. Only 2,137 fans took advantage of a \$1 ticket promotion, showing that very few considered the Hilltoppers worth a buck.

The next day, coach Ken McDonald was fired, replaced by Harper, an assistant. The Hilltoppers responded by losing their next three games.

Slowly, they grew from a young, bad team into one that found its stride at tournament time. They won four games in four days for the Sun Belt Conference title and its automatic berth, overcoming double-digit deficits in the last two.

And here they were on Tuesday, doing it again in the NCAA tournament before an audience that seemed to add to both teams' jitters at the outset.

"This is something new for us," Gordon said. "The lights are on. We were rushing. With 5 minutes left to go, we all turned that switch on. We decided we were not ready to go home."

There was no avoiding the guest list. During the first timeout, photographers from the White House press corps went on the court to snap photos. The two referees on that side of the court shook the president's hand.

At one point, Obama explained a goaltending call to the prime minister -- the only really good play in the sloppy opening minutes. Western Kentucky missed 11 of its first 13 shots and had five turnovers.

At that point, it might have reminded the president of some of those pick-up games he plays for fun in Washington.

2011-12 SEASON IN REVIEW

GAME 35
MARCH 15, 2012 • #1 KENTUCKY 81, WKU 66
KFC YUM! CENTER • LOUISVILLE, KY.

WKU 66 (16-19)

| PLAYER | FG | 3FG | FT | O | D | R | PF | TP | A | TO | BK | ST | M |
|---------------|--------------|-------------|--------------|-----------|-----------|-----------|-----------|-----------|-----------|-----------|----------|----------|----|
| Fant | 6-14 | 0-0 | 1-1 | 1 | 3 | 4 | 2 | 13 | 0 | 1 | 0 | 3 | 32 |
| Akol | 1-7 | 0-1 | 0-0 | 0 | 3 | 3 | 1 | 2 | 1 | 1 | 1 | 0 | 22 |
| Gordon | 6-11 | 0-1 | 0-0 | 0 | 5 | 5 | 1 | 12 | 0 | 0 | 0 | 0 | 36 |
| Crook | 1-6 | 0-0 | 1-2 | 1 | 2 | 3 | 2 | 3 | 2 | 2 | 0 | 1 | 17 |
| Price | 6-11 | 3-7 | 6-7 | 1 | 3 | 4 | 5 | 21 | 0 | 0 | 0 | 0 | 33 |
| Anyigbo | 1-1 | 0-0 | 0-0 | 0 | 0 | 0 | 1 | 2 | 0 | 2 | 0 | 0 | 3 |
| McDonald | 4-11 | 3-6 | 2-4 | 0 | 3 | 3 | 2 | 13 | 5 | 1 | 1 | 1 | 31 |
| Sheldon | 0-0 | 0-0 | 0-0 | 0 | 0 | 0 | 0 | 0 | 0 | 0 | 0 | 0 | 0+ |
| Akamune | 0-1 | 0-0 | 0-2 | 2 | 0 | 2 | 1 | 0 | 0 | 0 | 0 | 0 | 9 |
| Snipes | 0-0 | 0-0 | 0-0 | 1 | 0 | 1 | 0 | 0 | 0 | 1 | 0 | 1 | 4 |
| Zollo | 0-1 | 0-0 | 0-0 | 1 | 1 | 2 | 4 | 0 | 2 | 2 | 0 | 0 | 13 |
| TEAM | | | | 3 | 0 | 3 | | | | | | | |
| TOTALS | 25-63 | 6-15 | 10-16 | 10 | 20 | 30 | 19 | 66 | 10 | 10 | 2 | 6 | |

#1 KENTUCKY 81 (33-2)

| PLAYER | FG | 3FG | FT | O | D | R | PF | TP | A | TO | BK | ST | M |
|----------------|--------------|-------------|--------------|----------|-----------|-----------|-----------|-----------|-----------|-----------|----------|----------|----|
| Jones | 9-13 | 1-2 | 3-3 | 2 | 8 | 10 | 2 | 22 | 2 | 1 | 0 | 1 | 35 |
| Kidd-Gilchrist | 4-8 | 0-1 | 1-3 | 1 | 6 | 7 | 3 | 9 | 2 | 2 | 1 | 0 | 34 |
| Davis | 5-8 | 0-0 | 6-8 | 2 | 7 | 9 | 0 | 16 | 3 | 0 | 7 | 1 | 36 |
| Lamb | 7-12 | 2-4 | 0-0 | 1 | 3 | 4 | 2 | 16 | 0 | 3 | 0 | 0 | 29 |
| Teague | 3-7 | 0-1 | 6-8 | 0 | 2 | 2 | 1 | 12 | 4 | 3 | 0 | 0 | 32 |
| Miller | 2-4 | 0-0 | 2-3 | 1 | 3 | 4 | 3 | 6 | 3 | 0 | 0 | 0 | 26 |
| Polson | 0-0 | 0-0 | 0-0 | 0 | 0 | 0 | 0 | 0 | 0 | 0 | 0 | 0 | 0+ |
| Beckham | 0-0 | 0-0 | 0-0 | 0 | 0 | 0 | 0 | 0 | 0 | 0 | 0 | 0 | 0+ |
| Vargas | 0-0 | 0-0 | 0-0 | 1 | 0 | 1 | 0 | 0 | 0 | 0 | 0 | 0 | 0+ |
| Long | 0-0 | 0-0 | 0-0 | 0 | 0 | 0 | 0 | 0 | 0 | 0 | 0 | 0 | 0+ |
| Wiltjer | 0-2 | 0-2 | 0-0 | 1 | 1 | 2 | 3 | 0 | 0 | 3 | 1 | 0 | 8 |
| TEAM | | | | 0 | 0 | 0 | | | | | | | |
| TOTALS | 30-54 | 3-10 | 18-25 | 9 | 30 | 39 | 14 | 81 | 14 | 12 | 9 | 2 | |

| | 1st | 2nd | Tot | FG% | 3FG% | FT% |
|-------------|-----|-----|-----|------|------|------|
| WKU | 26 | 40 | 66 | 39.7 | 40.0 | 62.5 |
| #1 Kentucky | 45 | 36 | 81 | 55.6 | 30.0 | 72.0 |

Officials: Gerry Pollard, Edwin Edsall, Jerry Heater
 Technicals: KENTUCKY Davis Attendance: 22131

GAME NOTES

- WKU's season ended with a loss to top-seeded and eventual national champion Kentucky.
- T.J. Price led WKU with 21 points, and three other Hilltoppers scored in double figures.
- WKU outscored Kentucky in the second half, 40-36.

LOUISVILLE, Ky. (AP) — Western Kentucky's wild ride finally ended. Now, there's just one bus trip left to make.

Freshman T.J. Price scored 16 of his 21 points in the first half to help Western Kentucky get off to a hot start before top-seeded Kentucky put on a staggering display of athleticism in an 81-66 victory Thursday night to end the Hilltoppers' seven-game winning streak.

"We were counted out long before today," Hilltoppers coach Ray Harper said. "We feel like the Globetrotters. We'd play, get on the bus and travel to the next city. But it was a great group. The future's bright."

Terrence Jones had 22 points and 10 rebounds and Doron Lamb scored 16 for Kentucky, which is expected to contend for its eighth national title.

On a day when Syracuse nearly became the first No. 1 seed ever to lose to a 16, the Wildcats (33-2) clearly relished their growing role as favorites. Freshman and player of the year candidate Anthony Davis added 16 points, nine rebounds and seven blocks for Kentucky, which was never seriously threatened.

"I've got a good team and good players," said Kentucky coach John Calipari, who never mentioned the Orange's struggles against UNC-Asheville to his team. "Let's worry about us playing as well as we can play, if that's not good enough, then it's done."

The Hilltoppers (16-19) came in as a 26-point underdog, by far the longest of long shots in this round, after a series of comebacks that culminated with Tuesday night's NCAA-record 16-point rally in the final 5 minutes over Mississippi Valley State with President Barack Obama in attendance.

Before that, they won their final two regular season games and four games in four days at the Sun Belt Conference tournament after dealing with a coaching change earlier this season when Ken McDonald was fired after a 5-11 start for Harper.

"Sometimes we didn't really know we were going to get through it," Price said. "We came together; we became a family as a team."

The Wildcats quickly made sure Bradley remained the only sub-.500 team in history to win twice in the tournament when it accomplished the feat in 1955 in a 24-team field. Even so, Harper and the Hilltoppers made the most of the spotlight over the last three days.

"They went up versus the No. 1 team in the country, and they didn't back down a step," Harper said. "I'm excited about where we're going."

The Wildcats, the No. 1 overall seed playing out of the South Regional, began overwhelming Western Kentucky late in the first half, taking advantage of a team that acknowledged before the game it was probably running on fumes.

That didn't mean the Hilltoppers didn't keep it entertaining early.

Kentucky raced out to a 10-0 lead in the first 3 minutes before Western Kentucky answered with 12 straight points, capped by Price's deep 3-pointer over Miller.

Then, Kentucky began to pull away.

Marquis Teague, who finished with 12 points, hit a jumper, Jones followed Teague's miss with a follow-up slam and Lamb made a 3 from the left corner that put Kentucky ahead 45-26.

The Hilltoppers went the final 4:33 of the first half without a field goal, culminating with Davis blocking Teeng Akol's 3-point attempt just before the halftime horn.

Western Kentucky, which got 13 points apiece from freshman George Fant and Kahlil McDonald and 12 from freshman Derrick Gordon, went on to shoot 39.7 percent, compared to 55.6 percent by the Wildcats with Jones and Davis scoring in bunches down low.

Western Kentucky, which once beat Kentucky in the 1971 NCAA tournament on the way to its only Final Four appearance that was later vacated by the NCAA because of rules violations, still took pride in its effort against the rested and ready Wildcats.

"We kept fighting to the very end," Fant said. "We didn't give up like we haven't all year."



RECORDS

| | |
|---------------------------------|-------|
| Single-Game Records | 66 |
| Individual Season Records..... | 67 |
| Team Season Records | 68 |
| Career Records..... | 69 |
| E.A. Diddle Arena Records | 70 |
| Miscellaneous Records..... | 71 |
| Scoring Leaders | 72 |
| Annual Leaders..... | 73-74 |
| 1,000-Point Scorers..... | 75-79 |
| By The Numbers | 80 |



SINGLE-GAME RECORDS

INDIVIDUAL

POINTS SCORED

1. 55 — Clem Haskins vs. Middle Tennessee, 01/30/65
2. 52 — Art Spoelstra vs. Morehead State, 12/12/53
3. 50 — Darel Carrier at Morehead State, 02/11/64

FIELD GOALS MADE

1. 25 — Clem Haskins vs. Middle Tennessee, 01/30/65

FIELD GOALS ATTEMPTED

1. 44 — Darel Carrier at Morehead State, 02/11/64

FIELD GOAL PERCENTAGE

1. .923 — Craig McCormick vs. Morehead State, 01/31/80

THREE-POINT FIELD GOALS MADE

1. 9 — Tyrone Brazelton at Troy, 12/29/07
2. 8 — Roland Shelton at American-Puerto Rico, 11/26/89
- 8 — Darnell Mee at Tennessee Tech, 12/05/92
- 8 — Anthony Winchester at Eastern Kentucky, 12/03/05

THREE-POINT FIELD GOALS ATTEMPTED

1. 15 — Darnell Mee at Tennessee Tech, 12/05/92

THREE-POINT FIELD GOAL PERCENTAGE (MIN. 5 MADE)

1. 1.000 — Rick Burns at Eastern Kentucky, 01/22/90
- 1.000 — Roland Shelton vs. Chicago State, 01/24/90
- 1.000 — Joe Lightfoot vs. Kentucky, 12/21/90
- 1.000 — Joe Lightfoot vs. Jacksonville, 02/04/91
- 1.000 — Darrin Horn at New Orleans, 01/13/95
- 1.000 — Derek Robinson vs. Creighton, 12/19/01
- 1.000 — Mike Wells at New Orleans, 12/28/01
- 1.000 — Filip Videnov vs. New Mexico State, 01/13/02
- 1.000 — Filip Videnov at Middle Tennessee, 01/16/02
- 1.000 — Courtney Lee vs. Eastern Kentucky, 12/02/06

FREE THROWS MADE

1. 18 — Tom Marshall vs. Eastern Kentucky, 01/16/54
- 18 — Bobby Rascoe at Xavier, 12/30/61
- 18 — Darel Carrier vs. La Salle, 02/25/64

FREE THROWS ATTEMPTED

1. 24 — Ralph Crosthwaite at Eastern Kentucky, 02/02/57

FREE THROW PERCENTAGE (MIN. 12 MADE)

1. 1.000 — Jim Dunn vs. Tennessee Tech, 02/02/63
- 1.000 — Tony Wilson vs. Evansville, 12/06/82
- 1.000 — Jack Jennings at Kansas State, 03/18/92
- 1.000 — Nate Williams vs. Florida International, 01/31/02

REBOUNDS

1. 29 — Tom Marshall at Louisville, 12/30/53
2. 27 — Granville Bunton vs. Morehead State, 03/07/72
3. 25 — Tom Marshall vs. Regis, 01/29/54
- 25 — Charlie Osborne vs. East Tennessee, 12/09/60
- 25 — Harry Todd at Middle Tennessee, 02/13/62
- 25 — Ralph Townsend vs. East Tennessee, 02/15/64
- 25 — Jim McDaniels vs. East Tennessee, 02/15/71

ASSISTS

1. 14 — Ed Gampfer vs. Middle Tennessee, 03/02/74

BLOCKS

1. 9 — Chris Marcus vs. Tennessee State, 11/25/00
- 9 — Elgrace Wilborn vs. Florida International, 02/25/06

STEALS

1. 9 — Darnell Mee vs. Jacksonville, 02/11/93
- 9 — Darnell Mee at Louisiana Tech, 02/25/93

TEAM

POINTS SCORED

1. 134 — vs. Middle Tennessee, 01/30/65
2. 131 — vs. Old Dominion, 11/27/72
3. 129 — vs. North Florida, 12/08/93

FEWEST POINTS SCORED

1. 11 — at Evansville, 02/26/27

FIELD GOALS MADE

1. 57 — vs. Old Dominion, 11/27/72

FIELD GOALS ATTEMPTED

1. 107 — vs. Middle Tennessee, 01/30/65
- 107 — vs. Middle Tennessee, 03/02/68

FIELD GOAL PERCENTAGE

1. .784 — at Dayton, 01/24/79

THREE-POINT FIELD GOALS MADE

1. 16 — at UAB, 11/20/05
- 16 — at Troy, 12/29/07

THREE-POINT FIELD GOALS ATTEMPTED

1. 39 — at Evansville, 12/03/02

THREE-POINT FIELD GOAL PERCENTAGE

1. .818 — vs. Jacksonville, 01/27/90

FREE THROWS MADE

1. 47 — vs. Tennessee Tech, 02/02/63

FREE THROWS ATTEMPTED

1. 55 — vs. Tennessee Tech, 02/02/63

FREE THROW PERCENTAGE (MIN. 20 MADE)

1. .917 — at East Tennessee State, 02/12/66

REBOUNDS

1. 83 — vs. Tampa, 02/08/64

ASSISTS

1. 32 — vs. North Florida, 12/08/93

BLOCKS

1. 12 — vs. Tennessee State, 11/25/00

STEALS

1. 22 — vs. North Florida, 11/08/83
- 22 — Jacksonville, 02/11/93

DUNKS

1. 11 — vs. South Alabama, 02/14/87

GAMES PLAYED

1. 38 — Tellis Frank, 1986-87
- 38 — Kannard Johnson, 1986-87
- 38 — Brett McNeal, 1986-87
4. 37 — Bryan Asberry, 1986-87
- 37 — Kurk Lee, 1986-87
- 37 — James McNary, 1986-87
7. 36 — eight players, 2007-08

GAMES STARTED

1. 38 — Tellis Frank, 1986-87
- 38 — Kannard Johnson, 1986-87
3. 37 — Brett McNeal, 1986-87
4. 36 — Tyrone Brazelton, 2007-08
- 36 — Courtney Lee, 2007-08
6. 35 — Clarence Martin, 1986-87
- 35 — Derrick Gordon, 2011-12
8. 34 — Orlando Mendez-Valdez, 2008-09
- 34 — A.J. Slaughter, 2009-10
10. 33 — nine players, various years

MINUTES PLAYED

1. 1,326 — Brett McNeal, 1986-87
2. 1,250 — Tellis Frank, 1986-87
- 1,250 — Kannard Johnson, 1986-87
4. 1,240 — A.J. Slaughter, 2009-10
5. 1,165 — Derrick Gordon, 2011-12
6. 1,138 — Orlando Mendez-Valdez, 2008-09
7. 1,119 — Steffhon Pettigrew, 2009-10
8. 1,107 — A.J. Slaughter, 2008-09
9. 1,102 — Roland Shelton, 1989-90
10. 1,097 — Patrick Sparks, 2002-03

POINTS

1. 878 — Jim McDaniels, 1970-71
2. 829 — Tom Marshall, 1953-54
3. 735 — Courtney Lee, 2007-08
4. 716 — Jim McDaniels, 1969-70
5. 694 — Bobby Rascoe, 1961-62
6. 684 — Tellis Frank, 1986-87
7. 671 — Bob Lavoy, 1949-50
8. 644 — Jim McDaniels, 1968-69
9. 633 — Clem Haskins, 1964-65
10. 621 — Brett McNeal, 1988-89

SCORING AVERAGE (MIN. 75% GP)

1. 29.3 — Jim McDaniels, 1970-71
2. 26.7 — Jim McDaniels, 1969-70
3. 26.0 — Darel Carrier, 1963-64
4. 25.9 — Tom Marshall, 1953-54
5. 25.7 — Bobby Rascoe, 1961-62
6. 24.8 — Jim McDaniels, 1968-69
7. 23.4 — Clem Haskins, 1964-65
8. 22.8 — Ralph Crosthwaite, 1957-58
9. 20.8 — Ralph Crosthwaite, 1958-59
- 20.8 — Wayne Chapman, 1967-68

FIELD GOALS

1. 357 — Jim McDaniels, 1970-71
2. 305 — Jim McDaniels, 1969-70
3. 282 — Tom Marshall, 1953-54
4. 281 — Tellis Frank, 1986-87
5. 273 — Jim McDaniels, 1968-69
6. 271 — Bob Lavoy, 1949-50
7. 259 — Courtney Lee, 2007-08
8. 252 — Clem Haskins, 1964-65
9. 248 — Bobby Rascoe, 1961-62
10. 247 — Brett McNeal, 1986-87

FIELD GOAL ATTEMPTS

1. 692 — Tom Marshall, 1953-54
2. 684 — Jim McDaniels, 1970-71
3. 628 — Bob Lavoy, 1949-50
4. 561 — Clem Haskins, 1964-65
5. 544 — Jim McDaniels, 1968-69

6. 543 — Courtney Lee, 2007-08
7. 542 — Tellis Frank, 1986-87
8. 535 — Jim McDaniels, 1969-70
9. 522 — Owen Lawson, 1955-56
10. 519 — Brett McNeal, 1988-89

FIELD GOAL PCT. (MIN. 100)

1. .685 (113-165) — E. Wilborn, 2005-06
2. .678 (179-264) — N. Dixon, 2003-04
3. .6492 (137-211) — Jeremy Evans, 2009-10
4. .6489 (122-188) — E. Wilborn, 2004-05
5. .645 (191-296) — R. Crosthwaite, 1958-59
6. .634 (123-194) — Jeremy Evans, 2008-09
7. .625 (165-264) — C. McCormick, 1979-80
- .625 (110-176) — Deon Jackson, 1994-95
9. .6102 (202-331) — R. Crosthwaite, 1957-58
10. .6100 (122-200) — Darius Hall, 1992-93

THREE-POINT FIELD GOALS

1. 101 — Orlando Mendez-Valdez, 2008-09
2. 84 — Patrick Sparks, 2002-03
3. 81 — Anthony Winchester, 2005-06
4. 79 — A.J. Slaughter, 2009-10
5. 77 — Anthony Winchester, 2004-05
6. 76 — Brad Divine, 1996-97
7. 75 — Roland Shelton, 1989-90
8. 74 — Michael Fralix, 1994-95
9. 73 — Joe Lightfoot, 1990-91
- 73 — Darnell Mee, 1992-93

THREE-POINT FIELD GOAL ATTEMPTS

1. 240 — Orlando Mendez-Valdez, 2008-09
2. 229 — Patrick Sparks, 2002-03
3. 220 — A.J. Slaughter, 2009-10
4. 203 — Darnell Mee, 1992-93
5. 198 — Anthony Winchester, 2005-06
- 198 — A.J. Slaughter, 2008-09
7. 189 — Brad Divine, 1996-97
8. 183 — Mike Wells, 2003-04
9. 181 — Kahlil McDonald, 2011-12
10. 178 — Michael Fralix, 1994-95

THREE-POINT FIELD GOAL PCT. (MIN. 30)

1. .476 (30-63) — Roland Shelton, 1987-88
2. .474 (45-95) — O. Mendez-Valdez, 2006-07
3. .468 (36-77) — Joe Harney, 1996-97
4. .456 (31-68) — A. Winchester, 2002-03
5. .453 (77-170) — A. Winchester, 2004-05
6. .451 (55-122) — Derek Robinson, 2001-02
7. .448 (43-96) — Rich Burns, 1989-90
8. .444 (75-169) — Roland Shelton, 1989-90
9. .442 (46-104) — Darrin Horn, 1994-95
10. .438 (42-96) — Benson Callier, 2005-06

FREE THROWS

1. 265 — Tom Marshall, 1953-54
2. 198 — Bobby Rascoe, 1961-62
3. 189 — Charlie Osborne, 1959-60
4. 176 — Charlie Osborne, 1960-61
5. 171 — Bob Daniels, 1955-56
6. 166 — Ralph Crosthwaite, 1957-58
7. 164 — Jim McDaniels, 1970-71
8. 159 — Ralph Crosthwaite, 1958-59
9. 158 — Ralph Crosthwaite, 1956-57
10. 149 — Lynn Cole, 1954-55

FREE THROW ATTEMPTS

1. 359 — Tom Marshall, 1953-54
2. 257 — Ralph Crosthwaite, 1957-58
3. 249 — Ralph Crosthwaite, 1956-57
4. 248 — Bobby Rascoe, 1961-62
5. 236 — Charlie Osborne, 1959-60
6. 232 — Ralph Crosthwaite, 1958-59
7. 227 — Bob Daniels, 1955-56
8. 225 — Lynn Cole, 1954-55

9. 221 — Jim McDaniels, 1970-71
10. 211 — Charlie Osborne, 1960-61

FREE THROW PCT. (MIN. 60)

1. .901 (64-71) — Jim Dunn, 1962-63
2. .878 (72-82) — A. Winchester, 2003-04
3. .863 (63-73) — O. Mendez-Valdez, 2006-07
4. .853 (64-75) — Brad Divine, 1996-97
5. .848 (67-79) — Michael Fralix, 1995-96
6. .847 (100-118) — Courtney Lee, 2005-06
7. .840 (89-106) — Courtney Lee, 2006-07
8. .837 (72-86) — Michael Fralix, 1993-94
9. .834 (176-211) — C. Osborne, 1960-61
10. .833 (60-72) — Chuck Rawlings, 1973-74

REBOUNDS

1. 477 — Tom Marshall, 1953-54
2. 454 — Jim McDaniels, 1970-71
3. 418 — Bob Daniels, 1955-56
4. 412 — Art Spoelstra, 1953-54
5. 397 — Tom Marshall, 1952-53
6. 383 — Ralph Crosthwaite, 1957-58
7. 374 — Chris Marcus, 2000-01
8. 362 — Greg Smith, 1967-68
9. 351 — Tom Marshall, 1951-52
10. 340 — two players

REBOUNDING AVERAGE (MIN 75% GP)

1. 15.3 — Ralph Crosthwaite, 1957-58
2. 15.1 — Jim McDaniels, 1970-71
3. 14.93 — Bob Daniels, 1955-56
4. 14.91 — Tom Marshall, 1953-54
5. 14.8 — Tom Marshall, 1950-51
6. 14.6 — Tom Marshall, 1951-52
7. 14.5 — Greg Smith, 1967-68
8. 13.6 — Jim McDaniels, 1969-70
9. 12.9 — Art Spoelstra, 1953-54
10. 12.8 — two players

ASSISTS

1. 202 — James McNary, 1986-87
2. 195 — Patrick Sparks, 2002-03
3. 182 — Gene Rhodes, 1951-52
4. 175 — James McNary, 1985-86
5. 167 — Gene Rhodes, 1950-51
6. 159 — Anthony Palm, 1989-90
7. 149 — Anthony Palm, 1990-91
8. 147 — A.J. Slaughter, 2009-10
9. 140 — Orlando Mendez-Valdez, 2008-09
10. 134 — Tyrone Brazelton, 2007-08

BLOCKS

1. 97 — Chris Marcus, 2000-01
2. 83 — Elgrace Wilborn, 2004-05
3. 78 — Elgrace Wilborn, 2005-06
4. 76 — Chris Marcus, 1999-00
5. 69 — Clarence Martin, 1986-87
6. 68 — Jeremy Evans, 2008-09
7. 61 — Jeremy Evans, 2009-10
8. 57 — Darius Hall, 1994-95
9. 56 — Juan Pattillo, 2010-11
10. 52 — Cypheus Bunton, 1993-94

STEALS

1. 100 — Darnell Mee, 1992-93
2. 94 — Darnell Mee, 1991-92
3. 77 — Courtney Lee, 2005-06
4. 76 — Mark Bell, 1992-93
5. 73 — Patrick Sparks, 2002-03
6. 68 — Chris Robinson, 1995-96
7. 65 — Darnell Mee, 1990-91
- 65 — Courtney Lee, 2007-08
9. 59 — Mark Bell, 1991-92
- 59 — Antonio Haynes, 2004-05

TEAM SEASON RECORDS

GAMES PLAYED

1. 38 — 1986-87
2. 36 — 2007-08
3. 35 — 2011-12
4. 34 — 2008-09
34 — 2009-10
6. 33 — 2002-03
33 — 2006-07
8. 32 — 1953-54
32 — 1991-92
32 — 1992-93
32 — 2001-02
32 — 2010-11

VICTORIES

1. 30 — 1937-38
2. 29 — 1941-42
29 — 1953-54
29 — 1986-87
29 — 2007-08
6. 28 — 2001-02
7. 27 — 1994-95
8. 26 — 1951-52
26 — 1992-93
10. 25 — six times, last 2008-09

LOSSES

1. 19 — 1997-98
19 — 2011-12
3. 18 — 1999-00
4. 17 — 1983-84
17 — 1989-90
6. 16 — 1962-63
16 — 1963-64
16 — 1972-73
16 — 1976-77
16 — 1982-83
16 — 1998-99
16 — 2010-11

POINTS

1. 2,989 — 1986-87
2. 2,785 — 2007-08
3. 2,730 — 1953-54
4. 2,720 — 1992-93
5. 2,592 — 1970-71
6. 2,580 — 2006-07
7. 2,557 — 1991-92
8. 2,548 — 1952-53
9. 2,493 — 1994-95
10. 2,491 — 2001-02

SCORING AVERAGE

1. 90.4 — 1969-70
2. 87.8 — 1974-75
3. 86.6 — 1965-66
4. 86.4 — 1970-71
5. 85.3 — 1953-54
6. 85.0 — 1992-93
7. 84.7 — 1975-76
8. 84.3 — 1966-67
9. 84.2 — 1990-91
10. 83.4 — 1964-65

FIELD GOALS

1. 1,171 — 1986-87
2. 1,058 — 1970-71
3. 1,019 — 1977-78
4. 1,003 — 1975-76
5. 993 — 2007-08
6. 985 — 1953-54
985 — 1992-93
8. 979 — 1952-53
9. 959 — 1951-52
10. 953 — 1965-66

FIELD GOAL ATTEMPTS

1. 2,392 — 1970-71

2. 2,382 — 1952-53
3. 2,373 — 1986-87
4. 2,362 — 1953-54
5. 2,339 — 1951-52
6. 2,319 — 1949-50
7. 2,227 — 1948-49
8. 2,208 — 1950-51
9. 2,130 — 1972-73
10. 2,107 — 1977-78

FIELD GOAL PERCENTAGE

1. .528 (799-1513) — 1981-82
2. .524 (871-1662) — 1979-80
3. .521 (837-1608) — 1978-79
4. .505 (883-1748) — 1974-75
5. .504 (796-1580) — 1980-81
6. .501 (1003-2001) — 1975-76
7. .493 (1171-2373) — 1986-87
8. .484 (1019-2107) — 1977-78
9. .482 (909-1887) — 2006-07
10. .480 (985-2052) — 1992-93

THREE-POINT FIELD GOALS

1. 279 — 2001-02
2. 270 — 2007-08
3. 266 — 2008-09
4. 263 — 2006-07
5. 257 — 2005-06
6. 253 — 2002-03
7. 240 — 2004-05
8. 233 — 1990-91
9. 225 — 2009-10
10. 213 — 2000-01

THREE-POINT FIELD GOAL ATTEMPTS

1. 734 — 2001-02
2. 714 — 2008-09
3. 695 — 2002-03
4. 687 — 2007-08
5. 663 — 2009-10
6. 661 — 2005-06
7. 651 — 2006-07
8. 649 — 2004-05
9. 646 — 1990-91
10. 638 — 2011-12

THREE-POINT FIELD GOAL PCT.

1. .404 (263-651) — 2006-07
2. .402 (175-435) — 1989-90
3. .393 (270-687) — 2007-08
4. .389 (257-661) — 2005-06
5. .380 (279-734) — 2001-02
6. .3734 (93-249) — 1987-88
7. .3725 (266-714) — 2008-09
8. .371 (198-534) — 2003-04
9. .370 (240-649) — 2004-05
10. .364 (253-695) — 2002-03

FREE THROWS

1. 760 — 1953-54
2. 661 — 1954-55
3. 590 — 1952-53
590 — 1955-56
5. 589 — 1986-87
6. 576 — 1959-60
7. 564 — 1958-59
8. 554 — 1960-61
9. 548 — 1949-50
10. 545 — 1992-93

FREE THROW ATTEMPTS

1. 1,077 — 1953-54
2. 956 — 1954-55
3. 932 — 1952-53
4. 850 — 1992-93
5. 849 — 1955-56
6. 831 — 1986-87
7. 817 — 1949-50

8. 798 — 1958-59
9. 785 — 2011-12
10. 782 — 1959-60

FREE THROW PERCENTAGE

1. .790 (342-433) — 1996-97
2. .755 (538-713) — 1961-62
3. .747 (554-742) — 1960-61
4. .737 (576-782) — 1959-60
5. .727 (472-649) — 1964-65
.727 (362-498) — 1988-89
7. .725 (499-688) — 2006-07
8. .722 (489-677) — 1965-66
9. .719 (427-594) — 1990-91
10. .718 (380-529) — 1982-83
.718 (465-648) — 1991-92

REBOUNDS

1. 1,810 — 1953-54
2. 1,764 — 1952-53
3. 1,662 — 1951-52
4. 1,626 — 1970-71
5. 1,590 — 1950-51
6. 1,516 — 1965-66
7. 1,503 — 1986-87
8. 1,456 — 1959-60
9. 1,412 — 1972-73
10. 1,408 — 1954-55

REBOUNDING AVERAGE

1. 56.9 — 1952-53
2. 56.6 — 1953-54
3. 55.4 — 1969-70
4. 55.1 — 1963-64
5. 54.8 — 1950-51
6. 54.2 — 1970-71
7. 54.1 — 1965-66
8. 53.6 — 1951-52
53.6 — 1966-67
10. 52.0 — 1959-60

ASSISTS

1. 611 — 1986-87
2. 516 — 1992-93
3. 501 — 2001-02
4. 494 — 1977-78
5. 480 — 1994-95
6. 475 — 1979-80
7. 473 — 2002-03
8. 468 — 1991-92
9. 458 — 2007-08
10. 456 — 1951-52

BLOCKS

1. 155 — 2000-01
2. 146 — 2011-12
3. 137 — 1993-94
4. 135 — 2007-08
5. 128 — 1994-95
124 — 2010-11
6. 124 — 1992-93
8. 123 — 1986-87
9. 121 — 2004-05
10. 120 — 1991-92
120 — 2002-03

STEALS

1. 358 — 1992-93
2. 345 — 1991-92
3. 288 — 2007-08
4. 287 — 1993-94
5. 271 — 1990-91
6. 267 — 1994-95
7. 246 — 2000-01
8. 241 — 2004-05
9. 239 — 1997-98
10. 237 — 1986-87

GAMES PLAYED

- 141 — Lynn Cole, 1951-55
- 136 — Steffphon Pettigrew, 2008-11
- 135 — A.J. Slaughter, 2007-10
- 134 — Jeremy Evans, 2007-10
- 131 — Ty Rogers, 2005-08
- 127 — Courtney Lee, 2005-08
- 127 — Boris Siakam, 2005-08
- 127 — Orlando Mendez-Valdez, 2006-09
- 126 — Clarence Martin, 1983-87
- 126 — Kannard Johnson, 1984-87

GAMES STARTED

- 130 — Jeremy Evans, 2007-10
- 127 — Courtney Lee, 2005-08
- 123 — David Boyden, 2000-03
- 118 — Kannard Johnson, 1984-87
- 113 — Clarence Martin, 1983-87
- 101 — Bobby Jones, 1981-84
- 97 — Steffphon Pettigrew, 2008-11
- 96 — Brett McNeal, 1986-89
- 93 — Darrin Horn, 1992-95
- 93 — Filip Videnov, 2000-03

MINUTES PLAYED

- 3,957 — Courtney Lee, 2005-08
- 3,801 — Kannard Johnson, 1984-87
- 3,714 — Brett McNeal, 1986-89
- 3,621 — Steffphon Pettigrew, 2008-11
- 3,581 — Anthony Winchester, 2003-06
- 3,550 — A.J. Slaughter, 2007-10
- 3,339 — Chris Robinson, 1993-96
- 3,290 — Craig McCormick, 1979-82
- 3,283 — David Boyden, 2000-03
- 3,220 — Bobby Jones, 1981-84

POINTS

- 2,238 — Jim McDaniels, 1969-71
- 2,238 — Courtney Lee, 2005-08
- 2,076 — Ralph Crosthwaite, 1955, '57-59
- 1,909 — Tom Marshall, 1951-54
- 1,856 — Brett McNeal, 1986-89
- 1,765 — Johnny Britt, 1973-76
- 1,738 — Kannard Johnson, 1984-87
- 1,732 — Anthony Winchester, 2003-06
- 1,680 — Clem Haskins, 1965-67
- 1,670 — Bobby Rascoe, 1960-62

SCORING AVERAGE (MIN. 50 GP)

- 27.6 — Jim McDaniels, 1969-71
- 22.1 — Clem Haskins, 1965-67
- 20.9 — Tom Marshall, 1951-54
- 20.8 — Bobby Rascoe, 1960-62
- 20.2 — Ralph Crosthwaite, 1955, '57-59
- 19.1 — Darel Carrier, 1962-64
- 17.62 — Courtney Lee, 2005-08
- 17.60 — Jack Jennings, 1991-92
- 17.3 — Bob Lavoy, 1949-50
- 17.1 — Johnny Britt, 1973-76

FIELD GOALS

- 935 — Jim McDaniels, 1969-71
- 879 — Tom Marshall, 1951-54
- 802 — Courtney Lee, 2005-08
- 765 — Johnny Britt, 1973-76
- 739 — Art Spoelstra, 1951-54
- 734 — Ralph Crosthwaite, 1955, '57-59
- 730 — Brett McNeal, 1986-89
- 693 — Kannard Johnson, 1984-87
- 642 — Chris Robinson, 1993-96
- 635 — Clem Haskins, 1965-67

FIELD GOAL ATTEMPTS

- 1,958 — Tom Marshall, 1951-54
- 1,763 — Jim McDaniels, 1969-71
- 1,729 — Courtney Lee, 2005-08

- 1,601 — Johnny Britt, 1973-76
- 1,596 — Brett McNeal, 1986-89
- 1,411 — Art Spoelstra, 1951-54
- 1,399 — Clem Haskins, 1965-67
- 1,391 — Richard White, 1951-53
- 1,372 — Chris Robinson, 1993-96
- 1,372 — Forest Able, 1954-56

FIELD GOAL PCT. (MIN. 300 FGM)

- .639 (427-668) — Jeremy Evans, 2007-10
- .621 (336-589) — Darius Hall, 1992-95
- .582 (734-1261) — R. Crosthwaite, 1955, '57-59
- .570 (524-920) — C. McCormick, 1979-82
- .5583 (373-668) — Wilson James, 1975-76
- .5580 (418-749) — Chris Marcus, 2000-03
- .550 (341-620) — Greg Jackson, 1978-79
- .543 (306-564) — C. Martin, 1983-87
- .536 (693-1294) — K. Johnson, 1984-87
- .533 (516-968) — Tony Wilson, 1980-83

THREE-POINT FIELD GOALS

- 247 — Anthony Winchester, 2003-06
- 245 — Courtney Lee, 2005-08
- 211 — A.J. Slaughter, 2007-10
- 205 — Michael Fralix, 1993-96
- 197 — Orlando Mendez-Valdez, 2006-09
- 193 — Ty Rogers, 2005-08
- 179 — Mike Wells, 2001-04
- 155 — Patrick Sparks, 2002-03
- 151 — Nashon McPherson, 1998-01
- 150 — Filip Videnov, 2000-03

THREE-POINT FIELD GOAL ATTEMPTS

- 611 — Courtney Lee, 2005-08
- 594 — Anthony Winchester, 2003-06
- 561 — Michael Fralix, 1993-96
- 561 — A.J. Slaughter, 2007-10
- 528 — Ty Rogers, 2005-08
- 492 — Mike Wells, 2001-04
- 466 — Orlando Mendez-Valdez, 2006-09
- 443 — Nashon McPherson, 1998-01
- 431 — Darnell Mee, 1991-93
- 395 — Filip Videnov, 2000-03

THREE-POINT FIELD GOAL % (MIN. 75)

- .427 (149-349) — Roland Shelton, 1987-90
- .423 (197-466) — O. Mendez-Valdez, 2006-09
- .417 (108-259) — T. Brazelton, 2007-08
- .416 (247-594) — A. Winchester, 2003-06
- .405 (118-291) — Mark Bell, 1992-93
- .401 (245-611) — Courtney Lee, 2005-08
- .3934 (155-394) — P. Sparks, 2002-03
- .3932 (105-267) — Brad Divine, 1996-97
- .380 (150-395) — Filip Videnov, 2000-03
- .376 (211-561) — A.J. Slaughter, 2007-10

FREE THROWS

- 608 — Ralph Crosthwaite, 1955, '57-59
- 545 — Tom Marshall, 1951-54
- 511 — Charles Osborne, 1959-61
- 497 — Art Spoelstra, 1951-54
- 471 — Bobby Rascoe, 1960-62
- 410 — Clem Haskins, 1965-67
- 389 — Courtney Lee, 2005-08
- 368 — Jim McDaniels, 1969-71
- 353 — Bob Daniels, 1955-57
- 352 — Kannard Johnson, 1984-87

FREE THROW ATTEMPTS

- 930 — Ralph Crosthwaite, 1955, '57-59
- 759 — Tom Marshall, 1951-54
- 698 — Art Spoelstra, 1951-54
- 638 — Charlie Osborne, 1959-61
- 616 — Bobby Rascoe, 1960-62
- 546 — Clem Haskins, 1965-67
- 514 — Jim McDaniels, 1969-71

- 480 — Bob Daniels, 1955-57
- 476 — Courtney Lee, 2005-08
- 471 — Kannard Johnson, 1984-87

FREE THROW PCT. (MIN. 150)

- .8173 (170-208) — O. Mendez-Valdez, 2006-09
- .8172 (389-476) — Courtney Lee, 2005-08
- .8103 (299-369) — A. Winchester, 2003-06
- .8098 (166-205) — Eric Back, 1956-58
- .808 (235-291) — Darrin Horn, 1992-95
- .801 (511-638) — C. Osborne, 1959-61
- .800 (216-270) — Michael Fralix, 1993-96
- .797 (224-281) — Mike Wells, 2001-04
- .784 (315-402) — A.J. Slaughter, 2007-10
- .782 (161-206) — James McNary, 1985-87

REBOUNDS

- 1,565 — Tom Marshall, 1951-54
- 1,367 — Art Spoelstra, 1951-54
- 1,309 — Ralph Crosthwaite, 1955, '57-59
- 1,118 — Jim McDaniels, 1969-71
- 964 — Bob Daniels, 1955-57
- 932 — Greg Smith, 1966-68
- 924 — Harry Todd, 1960-62
- 888 — Dan King, 1951-54
- 856 — Dwight Smith, 1965-67
- 840 — Kannard Johnson, 1984-87

REBOUND AVERAGE (MIN. 50 GP)

- 14.2 — Tom Marshall, 1951-54
- 13.1 — Jim McDaniels, 1969-71
- 12.7 — Ralph Crosthwaite, 1955, '57-59
- 12.1 — Bob Daniels, 1955-57
- 11.8 — Greg Smith, 1966-68
- 11.8 — Granville Bunton, 1972-73
- 11.6 — Harry Todd, 1960-62
- 11.3 — Art Spoelstra, 1951-54
- 11.0 — Dwight Smith, 1965-67
- 10.6 — Clem Haskins, 1965-67

ASSISTS

- 440 — James McNary, 1985-87
- 413 — Derek Robinson, 1999-02
- 375 — Bobby Jones, 1981-84
- 355 — Orlando Mendez-Valdez, 2006-09
- 354 — Brett McNeal, 1986-89
- 352 — Darrin Horn, 1992-95
- 332 — A.J. Slaughter, 2007-10
- 312 — Patrick Sparks, 2002-03
- 308 — Anthony Palm, 1990-91
- 305 — Michael Fralix, 1993-96

BLOCKS

- 224 — Jeremy Evans, 2007-10
- 214 — Chris Marcus, 2000-03
- 198 — Clarence Martin, 1983-87
- 161 — Elgrace Wilborn, 2005-06
- 125 — Darius Hall, 1992-95
- 110 — Darnell Mee, 1991-93
- 92 — Mike Wells, 2001-04
- 80 — Cypheus Bunton, 1993-94
- 78 — Courtney Lee, 2005-08
- 74 — Lee Lampley, 1997-00

STEALS

- 259 — Darnell Mee, 1991-93
- 242 — Courtney Lee, 2005-08
- 203 — Chris Robinson, 1993-96
- 169 — A.J. Slaughter, 2007-10
- 148 — Brett McNeal, 1986-89
- 146 — Darius Hall, 1992-95
- 139 — Darrin Horn, 1992-95
- 135 — Mark Bell, 1992-93
- 134 — Bobby Jones, 1981-84
- 124 — Derek Robinson, 1999-02

RECORDS

E.A. DIDDLE ARENA RECORDS

MISCELLANEOUS FACTS

E.A. Diddle Arena opened on December 7, 1963 with an 82-60 Vanderbilt victory

49 years • 671 games • 524-147 record • .781 winning percentage

POINTS SCORED

TEAM

134 – WKU vs. Middle Tennessee – 01/30/65 (WKU 134-84)

BY OPPONENT

114 – #25 Louisville – 12/22/10 (Louisville 114-82)

BY BOTH TEAMS

237 – WKU 131, Old Dominion 106 – 11/27/72

INDIVIDUAL

55 – Clem Haskins (WKU) vs. Middle Tennessee – 01/30/65

BY OPPOSING PLAYER

41 – Harley Swift (East Tennessee) – 02/15/69

FEWEST POINTS SCORED

TEAM

29 – Asbury College – 01/03/01 (WKU 81-29)

BY WKU

45 – vs. VCU – 11/23/11 (VCU 68-45)

BY BOTH TEAMS

87 – WKU 45, Arkansas State 42 – 01/27/02

FIELD GOALS MADE

TEAM

56 – WKU vs. Old Dominion – 11/27/72

INDIVIDUAL

25 – Clem Haskins (WKU) vs. Middle Tennessee – 01/30/65

BY OPPOSING PLAYER

16 – Roy Ebron (Louisiana-Lafayette) – 12/04/71

FIELD GOALS ATTEMPTED

TEAM

107 – WKU vs. Middle Tennessee – 01/30/65

BY OPPONENT

99 – LaSalle – 02/25/64

INDIVIDUAL

38 – Clem Haskins (WKU) vs. Middle Tennessee – 01/30/65

BEST FIELD GOAL PERCENTAGE

TEAM

.771 (32-45) – WKU vs. UAB – 02/24/84 (WKU 89-76)

INDIVIDUAL (MIN. 10 MADE)

.923 (12-13) – Craig McCormick (WKU) vs. Morehead State – 01/31/80 (WKU 86-79)

THREE-POINT FIELD GOALS MADE

TEAM

16 – #25 Louisville – 12/22/10 (16-30) (Louisville 114-82)

BY WKU

14 – WKU vs. Middle Tennessee – 02/24/01 (14-24) (WKU 92-51)

14 – WKU vs. Murray State – 11/24/01 (14-26) (WKU 101-77)

14 – WKU vs. FIU – 02/07/05 (14-25) (WKU 83-67)

14 – WKU vs. South Alabama – 02/18/10 (14-32) (WKU 99-69)

INDIVIDUAL

9 – Johnny Miller (Louisiana Tech) – 02/15/97 (9-11) (LT 94-61)

BY WKU PLAYER

7 – Joe Lightfoot vs. UNC Charlotte – 02/09/91 (7-9) (WKU 104-97)

7 – Michael Fraliex vs. Belmont – 12/10/94 (7-10) (WKU 113-79)

7 – Patrick Sparks vs. New Mexico State – 03/10/03 (7-12) (WKU 78-59)

THREE-POINT FIELD GOALS ATTEMPTED

TEAM

37 – Troy – 02/13/08 (11-37) (WKU 92-57)

BY WKU

33 – WKU vs. Bethune-Cookman – 12/23/91 (13-33) (WKU 105-78)

33 – WKU vs. New Orleans – 01/16/03 (11-33) (WKU 78-59)

33 – WKU vs. Murray State – 12/07/03 (10-33) (Murray State 100-95)

INDIVIDUAL

15 – Alphonso Ford (Mississippi Valley State) – 12/01/89 (3-15) (WKU 87-58)

15 – Greg Guy (UT-Pan American) – 01/27/93 (4-15) (WKU 105-49)

15 – Kyle Allen (Kentucky State) – 12/22/04 (6-15) (WKU 89-73)

BY WKU PLAYER

12 – Joe Lightfoot vs. South Alabama – 02/21/91 (7-12) (USA 100-91)

12 – Patrick Sparks vs. New Mexico State – 03/10/03 (7-12) (WKU 78-59)

12 – Mike Wells vs. Murray State – 12/07/03 (3-12) (Murray State 100-95)

BEST THREE-POINT FIELD GOAL PERCENTAGE

TEAM (MIN. 10 ATTEMPTS)

.818 (9-11) – WKU vs. Jacksonville – 01/27/90 (WKU 80-64)

BY OPPONENT (MIN. 10 ATTEMPTS)

.750 (9-12) – Louisville – 12/17/90 (UL 86-79)

INDIVIDUAL (MIN. 5 ATTEMPTS)

1.000 (5-5) – Joe Lightfoot (WKU) vs. Jacksonville – 02/04/91 (WKU 82-81)

1.000 (5-5) – Filip Videnov (WKU) vs. New Mexico St. – 01/13/02 (WKU 83-67)

BY OPPOSING PLAYER

1.000 (5-5) – Nate Burrell (Jacksonville) – 02/01/92 (WKU 90-67)

FREE THROWS MADE

TEAM

37 – WKU vs. LaSalle – 02/25/64 (WKU 107-95)

INDIVIDUAL

18 – Darel Carrier (WKU) vs. LaSalle – 02/25/64 (18-22) (WKU 107-95)

FREE THROWS ATTEMPTED

TEAM

52 – Tampa – 02/08/64 (WKU 126-79)

INDIVIDUAL

22 – Darel Carrier (WKU) vs. LaSalle – 02/25/64 (18-22) (WKU 107-95)

BEST FREE THROW PERCENTAGE

TEAM

1.000 (18-18) – Murray State – 02/06/67 (WKU 88-78 OT)

1.000 (16-16) – WKU vs. Austin Peay – 01/17/81 (WKU 70-58)

INDIVIDUAL (MIN. 12 MADE)

1.000 (15-15) – Tim Mahoney (Rollins) – 12/01/79 (WKU 104-73)

1.000 (14-14) – Dan Rudesill (Union (Tenn.)) – 12/05/68 (WKU 89-54)

1.000 (12-12) – Jerry Southwood (Vanderbilt) – 12/01/66 (VU 76-70)

1.000 (12-12) – Marcus Cohen (South Alabama) – 01/24/93 (USA 101-98)

1.000 (12-12) – Derek Smith (Louisiana Tech) – 01/05/98 (WKU 69-67)

BY WKU PLAYER

1.000 (12-12) – Tony Wilson (WKU) vs. Evansville – 12/06/82 (WKU 74-61)

1.000 (12-12) – Nate Williams (WKU) vs. FIU – 01/31/02 (WKU 66-64)

REBOUNDS

TEAM

83 – WKU vs. Tampa – 02/08/64 (WKU 126-79)

INDIVIDUAL

25 – Ralph Townsend (WKU) vs. East Tennessee – 02/15/64 (WKU 79-68)

BY OPPOSING PLAYER

24 – Tommy Woods (East Tennessee) – 02/06/65 (WKU 96-79)

24 – Marcelous Starks (Murray State) – 01/26/74 (WKU 79-75 OT)

MOST WKU VICTORIES

16 – 2002-03 (16-0)

UNDEFEATED SEASONS

8 – 1965-66 (12-0); 1968-69 (12-0); 1969-70 (13-0); 1970-71 (11-0);

1994-95 (12-0); 2001-02 (14-0); 2002-03 (16-0); 2008-09 (13-0)

CONSECUTIVE WKU VICTORIES

43 – 01/17/68 through 02/17/71

(streak broken by Louisiana-Lafayette on 12/04/71, 105-84)

CONSECUTIVE WKU LOSSES

5 – 01/17/84 through 02/04/84

(streak broken vs. Old Dominion on 02/09/84, 70-67)

LARGEST CROWD

14,277 – WKU vs. Murray State – 02/27/71 (WKU 73-59)

LARGEST CROWDS TO SEE THE HILLTOPPERS

1. 31,765 — WKU 77, Kansas 75 (NCAA Final Four consolation game, Astrodome, Houston, Texas; March 20, 1971)
2. 31,428 — Villanova 92, WKU 89 (2OT) (NCAA Final Four semi-final, Astrodome, Houston, Texas; March 18, 1971)
3. 24,033 — Kentucky 93, WKU 83 (Rupp Arena, Lexington, Ky.; February 15, 1992)
4. 22,876 — Florida State 81, WKU 78 (OT) (Charlotte Coliseum, Charlotte, N.C.; March 25, 1993)
5. 22,150 — #4 Louisville 70, WKU 60 (KFC Yum! Center, Louisville, Ky.; December 23, 2011)
6. 22,131 — #1 Kentucky 81, WKU 66 (NCAA Tournament Second Round, KFC Yum! Center, Louisville, Ky.; March 15, 2012)
7. 21,250 — Illinois 65, WKU 60 (NCAA Tournament First Round, RCA Dome, Indianapolis, Ind.; March 20, 2003)
8. 21,104 — WKU 64, #4 Kentucky 52 (Rupp Arena, Lexington, Ky.; November 15, 2001)
9. 20,863 — North Carolina 101, WKU 87 (Preseason NIT, Smith Center, Chapel Hill, N.C.; November 17, 1993)
10. 19,990 — Syracuse 94, WKU 86 (NCAA Tournament Second Round, Carrier Dome, Syracuse, N.Y.; March 15, 1987)
11. 19,531 — Louisville 102, WKU 75 (Freedom Hall, Louisville, Ky.; December 19, 2009)
12. 19,407 — Louisville 75, WKU 61 (Freedom Hall, Louisville, Ky.; December 9, 1989)
13. 19,368 — WKU 78, Louisville 77 (Freedom Hall, Louisville, Ky.; February 16, 1993)
14. 19,308 — Louisville 73, WKU 70 (Freedom Hall, Louisville, Ky.; December 14, 1985)
15. 19,075 — Kentucky 84, WKU 70 (Freedom Hall, Louisville, Ky.; December 21, 1990)
16. 19,056 — Louisville 84, WKU 71 (Freedom Hall, Louisville, Ky.; January 18, 1988)
17. 18,794 — Gonzaga 83, WKU 81 (NCAA Tournament Second Round, Rose Garden, Portland, Ore.; March 21, 2009)
18. 18,499 — Niagara 71, WKU 65 (NIT consolation game, Madison Square Garden, New York, N.Y.; March 13, 1954)
19. 18,427 — WKU 68, Louisville 65 (Freedom Hall, Louisville, Ky.; December 9, 2000)
20. 18,243 — South Carolina 86, WKU 84 (ECAC Holiday Festival championship game, Madison Square Garden, New York, N.Y.; December 30, 1970)

WKU's RECORD BY DECADE AND SITE

• No team from 1916-17 to 1920-21 due to World War I

| YEARS | OVERALL | HOME | AWAY | NEUTRAL |
|---------------|------------------------|-----------------------|-----------------------|-----------------------|
| 1914-16* | 7-2 (.777) | 5-1 (.833) | 2-1 (.667) | 0-0 (.000) |
| 1921-29* | 72-46 (.610) | 39-19 (.672) | 28-23 (.549) | 5-4 (.556) |
| 1930-39 | 197-52 (.791) | 90-15 (.857) | 75-27 (.735) | 32-10 (.762) |
| 1940-49 | 222-66 (.771) | 111-11 (.910) | 74-42 (.638) | 37-13 (.740) |
| 1950-59 | 205-82 (.714) | 104-10 (.912) | 64-44 (.593) | 37-28 (.569) |
| 1960-69 | 166-89 (.651) | 96-18 (.842) | 46-53 (.465) | 24-18 (.571) |
| 1970-79 | 165-104 (.613) | 100-30 (.769) | 51-58 (.468) | 14-16 (.467) |
| 1980-89 | 180-118 (.604) | 118-37 (.761) | 50-70 (.417) | 12-11 (.522) |
| 1990-99 | 169-127 (.571) | 94-37 (.718) | 57-75 (.432) | 18-15 (.545) |
| 2000-09 | 230-97 (.703) | 132-16 (.892) | 69-64 (.519) | 29-17 (.630) |
| 2010- | 46-44 (.511) | 22-16 (.579) | 14-20 (.412) | 10-8 (.556) |
| TOTALS | 1659-827 (.667) | 911-210 (.813) | 530-477 (.526) | 218-140 (.609) |

SCORING LEADERS

CAREER 1,000-POINT SCORERS

- 2,238 — Jim McDaniels, 1969-71
- 2,238 — Courtney Lee, 2005-08
- 2,076 — Ralph Crosthwaite, '55, '57-59
- 1,909 — Tom Marshall, 1951-54
- 1,856 — Brett McNeal, 1986-89
- 1,765 — Johnny Britt, 1973-76
- 1,738 — Kannard Johnson, 1984-87
- 1,732 — Anthony Winchester, 2003-06
- 1,687 — Bobby Rascoe, 1960-62
- 1,680 — Clem Haskins, 1965-67
- 1,656 — Chris Robinson, 1993-96
- 1,581 — A.J. Slaughter, 2007-10
- 1,544 — Steffphon Pettigrew, 2008-11
- 1,510 — Art Spoelstra, 1952-54
- 1,359 — Charlie Osborne, 1959-61
- 1,354 — Craig McCormick, 1979-82
- 1,323 — Tellis Frank, 1984-87
- 1,318 — Darel Carrier, 1962-64
- 1,314 — Chuck Rawlings, 1973-76
- 1,305 — Tony Wilson, 1980-83
- 1,292 — Wayne Chapman, 1966-68
- 1,269 — Roland Shelton, 1987-90
- 1,253 — Darnell Mee, 1991-93
- 1,245 — Mike Wells, 2001-04
- 1,221 — Forest "Frosty" Able, 1953-55
- 1,211 — Bobby Jones, 1981-84
- 1,206 — Owen Lawson, 1956-58
- 1,205 — Michael Fraliex, 1993-96
- 1,167 — David Boyden, 2000-03
- 1,164 — Sergio Kersch, 2009-11
- 1,142 — Dwight Smith, 1965-67
- 1,133 — Jim Rose, 1969-71
- 1,123 — Jack Turner, 1949-51, '54
- 1,120 — Mike Prince, 1977-80
- 1,115 — Darrin Horn, 1992-95
- 1,113 — Chris Marcus, 2000-03
- 1,071 — Bob Lavoy, 1948-50
- 1,067 — Orlando Mendez-Valdez, 2006-09
- 1,065 — Jeremy Evans, 2007-10
- 1,060 — Bobby Jackson, 1961-63
- 1,038 — Derek Robinson, 1999-02
- 1,029 — Gene Rhodes, 1949-52
- 1,010 — Carlisle Towery, 1938-40*
- 1,010 — Bob Daniels, 1954-57
- 1,006 — Don "Duck" Ray, 1942-43, '47-48
- 1,006 — John Oldham, 1943, '47-49

(*) WKU's first 1,000-point scorer

SEASON 500-POINT SCORERS

- 878 — Jim McDaniels, 1970-71
- 829 — Tom Marshall, 1953-54
- 735 — Courtney Lee, 2007-08
- 716 — Jim McDaniels, 1969-70
- 694 — Bobby Rascoe, 1961-62
- 684 — Tellis Frank, 1986-87
- 671 — Bob Lavoy, 1940-50
- 644 — Jim McDaniels, 1968-69
- 633 — Clem Haskins, 1964-65
- 621 — Brett McNeal, 1988-89
- 606 — Darnell Mee, 1992-93
- 595 — A.J. Slaughter, 2009-10
- 589 — Brett McNeal, 1986-87
- 576 — Anthony Winchester, 2005-06
- 573 — Tom Marshall, 1952-53
- 572 — Clem Haskins, 1965-66
- 570 — Ralph Crosthwaite, 1957-58
- 570 — Kannard Johnson, 1986-87
- 568 — Johnny Britt, 1975-76
- 564 — Anthony Winchester, 2004-05
- 561 — Brett McNeal, 1987-88
- 549 — Art Spoelstra, 1953-54
- 546 — Darel Carrier, 1963-64
- 545 — Roland Shelton, 1989-90
- 541 — Ralph Crosthwaite, 1958-59
- 537 — Mark Bell, 1992-93
- 528 — Ralph Crosthwaite, 1956-57
- 527 — Chris Robinson, 1994-95
- 522 — Bobby Rascoe, 1960-61
- 522 — Courtney Lee, 2005-06
- 520 — Courtney Lee, 2006-07
- 519 — Wayne Chapman, 1967-68
- 518 — Chris Marcus, 2000-01
- 518 — Tyrone Brazelton, 2007-08
- 516 — Jack Jennings, 1991-92
- 513 — A.J. Slaughter, 2008-09
- 506 — Steffphon Pettigrew, 2009-10
- 502 — Wilson James, 1975-76

ALL-TIME SCORING LEADERS BY CLASS

FRESHMEN (*varsity only*)

- 461 — Courtney Lee, 2004-05
- 437 — Ralph Crosthwaite, 1954-55
- 412 — Derrick Gordon, 2011-12
- 386 — Mike Prince, 1976-77
- 370 — Kannard Johnson, 1983-84
- 343 — Patrick Sparks, 2001-02
- 321 — George Fant, 2011-12
- 300 — Johnny Britt, 1972-73
- 270 — T.J. Price, 2011-12
- 265 — Mike Wilson, 1988-89
- 235 — Chris Robinson, 1992-93
- 224 — Jeremy Evans, 2006-07
- 200 — A.J. Slaughter, 2006-07
- 199 — Caden Dickerson, 2009-10

SOPHOMORES

- 644 — Jim McDaniels, 1968-69
- 633 — Clem Haskins, 1964-65
- 589 — Brett McNeal, 1986-87
- 528 — Ralph Crosthwaite, 1956-57
- 522 — Courtney Lee, 2005-06
- 518 — Chris Marcus, 2000-01
- 484 — Art Spoelstra, 1951-52
- 471 — Bobby Rascoe, 1959-60
- 468 — Owen Lawson, 1955-56
- 459 — Johnny Britt, 1973-74

JUNIORS

- 716 — Jim McDaniels, 1969-70
- 573 — Tom Marshall, 1952-53
- 572 — Clem Haskins, 1965-66
- 570 — Ralph Crosthwaite, 1957-58
- 564 — Anthony Winchester, 2004-05
- 561 — Brett McNeal, 1987-88
- 527 — Chris Robinson, 1994-95
- 522 — Bobby Rascoe, 1960-61
- 520 — Courtney Lee, 2006-07
- 513 — A.J. Slaughter, 2008-09
- 506 — Steffphon Pettigrew, 2009-10

SENIORS

- 878 — Jim McDaniels, 1970-71
- 829 — Tom Marshall, 1953-54
- 735 — Courtney Lee, 2007-08
- 694 — Bobby Rascoe, 1961-62
- 684 — Tellis Frank, 1986-87
- 671 — Bob Lavoy, 1949-50
- 621 — Brett McNeal, 1988-89
- 606 — Darnell Mee, 1992-93
- 595 — A.J. Slaughter, 2009-10
- 576 — Anthony Winchester, 2005-06
- 570 — Kannard Johnson, 1986-87

ANNUAL LEADERS

Table with columns for Year, Player, and Points. Rows include Darnell Mee (1991-92), Michael Fralix (1993-94), Steven Bides (1997-98), Tyrone Brazelton (2007-08), and Orlando Mendez-Valdez (2008-09).

Table with columns for Year, Player, and Points. Rows include Aaron Bryant (1976-77), Mike Prince (1977-78), Trey Trumbo (1978-79), Craig McCormick (1980-81), and Darrin Horn (1992-93).

Table with columns for Year, Player, and Points. Rows include Tyrone Brazelton (2007-08), Orlando Mendez-Valdez (2008-09), and A.J. Slaughter (2009-10).

BLOCKED SHOTS

Table with columns for Year, Player, and Total. Rows include Craig McCormick (1979-80), Anthony Palm (1990-91), and Juan Pattillo (2010-11).

THREE-POINT FIELD GOAL PCT.*

Table with columns for Year, Player, 3PM-3PA, and PCT. Rows include Bobby Jones (1982-83), Mark Bell (1991-92), and T.J. Price (2011-12).

Table with columns for Year, Player, and Points. Rows include Aaron Bryant (1976-77), Mike Prince (1977-78), and Darrin Horn (1992-93).

(* minimum 50 attempts)

ASSISTS

Table with columns for Year, Player, and Assists. Rows include Gene Rhodes (1951-52), Steve Ashby (1976-77), and Tyrone Brazelton (2006-07).

STEALS

Table with columns for Year, Player, and Steals. Rows include Trey Trumbo (1978-79), Mike Reese (1980-81), and Jamal Crook (2010-11).

(* minimum 60 attempts)

FREE THROW PERCENTAGE*

Table with columns for Year, Player, FTM-FTA, and PCT. Rows include Lynn Cole (1952-53), Steve Cunningham (1965-66), and Johny Britt (1975-76).

RECORDS

19. CHUCK RAWLINGS CAREER STATISTICS

| YEAR | G | MIN | FGM-FGA | PCT | 3PT-ATT | PCT | FTM-FTA | PCT | REB-AVG | PF | AST-AVG | TO | BLK | STL | PTS-AVG |
|---------------|------------|-----------|-----------------|-------------|-----------|-----------|----------------|-------------|----------------|------------|-----------------|-----------|-----------|-----------|------------------|
| 1972-73 | 24 | -- | 65-141 | .461 | -- | -- | 35-48 | .729 | 45-1.9 | 29 | 14-0.58 | -- | -- | -- | 165-6.9 |
| 1973-74 | 25 | -- | 135-283 | .477 | -- | -- | 60-72 | .833 | 81-3.2 | 41 | 33-1.32 | -- | -- | -- | 330-13.2 |
| 1974-75 | 24 | -- | 147-337 | .436 | -- | -- | 67-85 | .788 | 62-2.6 | 62 | 43-1.79 | -- | -- | -- | 361-15.0 |
| 1975-76 | 29 | -- | 188-421 | .447 | -- | -- | 82-116 | .707 | 50-1.7 | 56 | 75-2.48 | -- | -- | -- | 458-15.8 |
| CAREER | 102 | -- | 535-1182 | .452 | -- | -- | 244-321 | .760 | 238-2.3 | 188 | 165-1.62 | -- | -- | -- | 1314-12.9 |

20. TONY WILSON CAREER STATISTICS

| YEAR | G | MIN | FGM-FGA | PCT | 3PT-ATT | PCT | FTM-FTA | PCT | REB-AVG | PF | AST-AVG | TO | BLK | STL | PTS-AVG |
|---------------|------------|-----------|----------------|-------------|-----------|-----------|----------------|-------------|----------------|------------|-----------------|------------|-----------|-----------|------------------|
| 1979-80 | 29 | -- | 70-134 | .522 | -- | -- | 43-72 | .597 | 94-3.2 | 58 | 28-0.97 | 46 | 13 | 10 | 183-6.3 |
| 1980-81 | 29 | -- | 163-290 | .562 | -- | -- | 97-139 | .698 | 182-6.3 | 96 | 45-1.56 | 62 | 19 | 34 | 423-14.6 |
| 1981-82 | 28 | -- | 125-227 | .551 | -- | -- | 56-82 | .683 | 145-5.2 | 96 | 17-0.61 | 49 | 14 | 11 | 306-10.9 |
| 1982-83 | 27 | -- | 158-317 | .498 | -- | -- | 76-95 | .800 | 164-6.1 | 97 | 34-1.26 | 51 | 16 | 26 | 393-14.6 |
| CAREER | 113 | -- | 516-968 | .533 | -- | -- | 272-388 | .701 | 585-5.2 | 347 | 124-1.10 | 208 | 62 | 81 | 1305-11.5 |

21. WAYNE CHAPMAN CAREER STATISTICS

| YEAR | G | MIN | FGM-FGA | PCT | 3PT-ATT | PCT | FTM-FTA | PCT | REB-AVG | PF | AST-AVG | TO | BLK | STL | PTS-AVG |
|---------------|-----------|-----------|-----------------|-------------|-----------|-----------|----------------|-------------|----------------|------------|-----------|-----------|-----------|-----------|------------------|
| 1965-66 | 28 | -- | 160-374 | .428 | -- | -- | 52-76 | .684 | 120-4.3 | 71 | -- | -- | -- | -- | 372-13.3 |
| 1966-67 | 26 | -- | 159-409 | .389 | -- | -- | 83-104 | .798 | 174-6.7 | 75 | -- | -- | -- | -- | 401-15.4 |
| 1967-68 | 25 | -- | 213-449 | .474 | -- | -- | 93-129 | .721 | 212-8.5 | 81 | -- | -- | -- | -- | 519-20.8 |
| CAREER | 79 | -- | 532-1232 | .432 | -- | -- | 228-309 | .738 | 506-6.4 | 227 | -- | -- | -- | -- | 1292-16.4 |

22. ROLAND SHELTON CAREER STATISTICS

| YEAR | G | MIN | FGM-FGA | PCT | 3PT-ATT | PCT | FTM-FTA | PCT | REB-AVG | PF | AST-AVG | TO | BLK | STL | PTS-AVG |
|---------------|------------|-------------|-----------------|-------------|----------------|-------------|----------------|-------------|----------------|------------|-----------------|------------|-----------|-----------|------------------|
| 1986-87 | 35 | 290 | 35-78 | .308 | 1-13 | .077 | 4-10 | .400 | 28-0.8 | 33 | 19-0.54 | 19 | 3 | 6 | 75-2.1 |
| 1987-88 | 28 | 854 | 121-262 | .462 | 30-63 | .476 | 44-57 | .772 | 66-2.4 | 75 | 59-2.11 | 70 | 4 | 13 | 316-11.3 |
| 1988-89 | 29 | 871 | 127-297 | .428 | 43-104 | .413 | 36-48 | .750 | 89-3.1 | 58 | 58-2.00 | 50 | 3 | 10 | 333-11.5 |
| 1989-90 | 30 | 1102 | 197-459 | .429 | 75-169 | .444 | 76-109 | .697 | 91-3.0 | 70 | 64-2.13 | 68 | 9 | 26 | 545-18.2 |
| CAREER | 122 | 3117 | 480-1096 | .438 | 149-349 | .427 | 160-224 | .714 | 274-2.2 | 236 | 200-1.64 | 207 | 19 | 55 | 1269-10.4 |

23. DARNELL MEE CAREER STATISTICS

| YEAR | G | MIN | FGM-FGA | PCT | 3PT-ATT | PCT | FTM-FTA | PCT | REB-AVG | PF | AST-AVG | TO | BLK | STL | PTS-AVG |
|---------------|-----------|-----------|-----------------|-------------|----------------|-------------|----------------|-------------|----------------|-----------|----------------|-----------|------------|------------|------------------|
| 1990-91 | 27 | -- | 107-234 | .457 | 19-62 | .306 | 55-69 | .797 | 137-5.1 | -- | 63-2.3 | -- | 25 | 65 | 288-10.7 |
| 1991-92 | 32 | -- | 130-323 | .402 | 52-166 | .313 | 47-73 | .644 | 144-4.5 | -- | 104-3.2 | -- | 51 | 94 | 359-11.2 |
| 1992-93 | 32 | -- | 200-461 | .434 | 73-203 | .360 | 133-188 | .707 | 191-6.0 | -- | 106-3.3 | -- | 34 | 100 | 606-18.9 |
| CAREER | 91 | -- | 437-1018 | .429 | 144-431 | .334 | 235-330 | .712 | 472-5.2 | -- | 273-3.0 | -- | 110 | 259 | 1253-13.8 |

24. MIKE WELLS CAREER STATISTICS

| YEAR | G | MIN | FGM-FGA | PCT | 3PT-ATT | PCT | FTM-FTA | PCT | REB-AVG | PF | AST-AVG | TO | BLK | STL | PTS-AVG |
|---------------|------------|-------------|----------------|-------------|----------------|-------------|----------------|-------------|-----------------|------------|-----------------|------------|-----------|------------|------------------|
| 2000-01 | 31 | 456 | 54-133 | .406 | 18-65 | .227 | 35-40 | .875 | 76-2.5 | 40 | 20-0.65 | 24 | 10 | 12 | 161-5.2 |
| 2001-02 | 32 | 675 | 92-204 | .451 | 43-121 | .355 | 58-72 | .806 | 110-3.4 | 56 | 41-1.28 | 38 | 13 | 16 | 285-8.9 |
| 2002-03 | 33 | 984 | 127-249 | .510 | 50-123 | .407 | 53-68 | .779 | 148-4.5 | 85 | 56-1.70 | 52 | 47 | 37 | 357-10.8 |
| 2003-04 | 28 | 972 | 148-352 | .420 | 68-183 | .372 | 78-101 | .772 | 157-5.6 | 74 | 70-2.5 | 61 | 22 | 41 | 442-15.8 |
| CAREER | 124 | 3087 | 421-938 | .449 | 179-492 | .364 | 224-281 | .797 | 491-3.96 | 255 | 187-1.51 | 175 | 92 | 106 | 1245-10.0 |

25. FOREST "FROSTY" ABLE CAREER STATISTICS

| YEAR | G | MIN | FGM-FGA | PCT | 3PT-ATT | PCT | FTM-FTA | PCT | REB-AVG | PF | AST-AVG | TO | BLK | STL | PTS-AVG |
|---------------|-----------|-----------|-----------------|-------------|-----------|-----------|----------------|-------------|----------------|------------|-----------|-----------|-----------|-----------|------------------|
| 1953-54 | 32 | -- | 145-419 | .346 | -- | -- | 62-87 | .712 | 123-3.8 | 114 | -- | -- | -- | -- | 352-11.0 |
| 1954-55 | 28 | -- | 160-484 | .331 | -- | -- | 79-105 | .752 | 162-5.8 | 117 | -- | -- | -- | -- | 399-14.2 |
| 1955-56 | 26 | -- | 182-469 | .388 | -- | -- | 106-131 | .809 | 158-6.1 | 102 | -- | -- | -- | -- | 470-18.1 |
| CAREER | 86 | -- | 487-1372 | .355 | -- | -- | 247-323 | .768 | 443-5.2 | 333 | -- | -- | -- | -- | 1221-14.2 |

26. BOBBY JONES CAREER STATISTICS

| YEAR | G | MIN | FGM-FGA | PCT | 3PT-ATT | PCT | FTM-FTA | PCT | REB-AVG | PF | AST-AVG | TO | BLK | STL | PTS-AVG |
|---------------|------------|-----------|-----------------|-------------|-----------|-----------|----------------|-------------|----------------|------------|-----------------|------------|----------|------------|------------------|
| 1980-81 | 28 | -- | 50-127 | .394 | -- | -- | 30-49 | .612 | 49-1.8 | 50 | 59-2.11 | 59 | 2 | 19 | 130-4.6 |
| 1981-82 | 29 | -- | 126-243 | .519 | -- | -- | 64-90 | .711 | 57-2.0 | 66 | 96-3.31 | 62 | 1 | 33 | 316-10.9 |
| 1982-83 | 28 | -- | 142-342 | .415 | -- | -- | 59-81 | .728 | 50-1.8 | 73 | 111-3.96 | 65 | 0 | 39 | 367-13.1 |
| 1983-84 | 29 | -- | 165-325 | .508 | -- | -- | 68-91 | .747 | 62-2.1 | 68 | 109-3.76 | 70 | 0 | 43 | 398-13.7 |
| CAREER | 114 | -- | 483-1037 | .466 | -- | -- | 221-311 | .711 | 218-1.9 | 257 | 375-3.29 | 256 | 3 | 134 | 1211-10.6 |

27. OWEN LAWSON CAREER STATISTICS

| YEAR | G | MIN | FGM-FGA | PCT | 3PT-ATT | PCT | FTM-FTA | PCT | REB-AVG | PF | AST-AVG | TO | BLK | STL | PTS-AVG |
|---------------|-----------|-----------|-----------------|-------------|-----------|-----------|----------------|-------------|----------------|------------|-----------|-----------|-----------|-----------|------------------|
| 1955-56 | 28 | -- | 192-522 | .368 | -- | -- | 84-136 | .618 | 101-3.6 | 102 | -- | -- | -- | -- | 468-16.7 |
| 1956-57 | 24 | -- | 159-366 | .434 | -- | -- | 55-82 | .671 | 81-3.4 | 60 | -- | -- | -- | -- | 373-15.5 |
| 1957-58 | 25 | -- | 164-430 | .381 | -- | -- | 37-71 | .521 | 66-2.6 | 62 | -- | -- | -- | -- | 365-14.6 |
| CAREER | 77 | -- | 515-1318 | .391 | -- | -- | 176-289 | .609 | 248-3.2 | 224 | -- | -- | -- | -- | 1206-15.7 |

RECORDS

1,000-POINT SCORERS

28. MICHAEL FRALIEUX CAREER STATISTICS

| YEAR | G | MIN | FGM-FGA | PCT | 3PT-ATT | PCT | FTM-FTA | PCT | REB-AVG | PF | AST-AVG | TO | BLK | STL | PTS-AVG |
|---------|-----|------|---------|------|---------|------|---------|------|---------|-----|----------|-----|-----|-----|-----------|
| 1992-93 | 32 | 328 | 35-93 | .376 | 18-53 | .340 | 24-32 | .750 | 20-0.6 | 29 | 32-1.0 | 33 | 0 | 9 | 112-3.5 |
| 1993-94 | 31 | 860 | 130-314 | .414 | 62-173 | .414 | 72-86 | .837 | 86-2.8 | 45 | 107-3.45 | 79 | 0 | 31 | 394-12.7 |
| 1994-95 | 31 | 918 | 126-298 | .423 | 74-178 | .416 | 53-73 | .726 | 74-2.4 | 32 | 106-3.42 | 55 | 0 | 21 | 379-12.2 |
| 1995-96 | 26 | 761 | 100-263 | .380 | 51-157 | .325 | 67-79 | .848 | 63-2.4 | 58 | 60-2.35 | 53 | 2 | 21 | 318-12.2 |
| CAREER | 120 | 2867 | 391-968 | .404 | 205-561 | .365 | 216-267 | .809 | 243-2.0 | 305 | 305-2.54 | 220 | 2 | 82 | 1203-10.3 |

29. DAVID BOYDEN CAREER STATISTICS

| YEAR | G | MIN | FGM-FGA | PCT | 3PT-ATT | PCT | FTM-FTA | PCT | REB-AVG | PF | AST-AVG | TO | BLK | STL | PTS-AVG |
|---------|-----|------|---------|------|---------|------|---------|------|---------|-----|----------|-----|-----|-----|----------|
| 1999-00 | 29 | 614 | 77-141 | .546 | 1-2 | .500 | 12-25 | .480 | 121-4.2 | 64 | 21-0.72 | 29 | 3 | 11 | 167-5.8 |
| 2000-01 | 31 | 785 | 95-206 | .461 | 22-67 | .328 | 18-33 | .545 | 159-5.1 | 64 | 31-1.00 | 62 | 11 | 14 | 230-7.4 |
| 2001-02 | 32 | 896 | 147-298 | .493 | 26-74 | .351 | 40-71 | .563 | 195-6.1 | 71 | 33-1.03 | 40 | 5 | 14 | 360-11.3 |
| 2002-03 | 33 | 988 | 163-348 | .468 | 18-77 | .234 | 66-104 | .635 | 175-5.3 | 80 | 45-1.36 | 73 | 13 | 25 | 410-12.4 |
| CAREER | 125 | 3283 | 482-993 | 0.49 | 67-220 | .305 | 136-233 | .584 | 650-5.2 | 279 | 130-1.04 | 204 | 32 | 64 | 1167-9.3 |

30. SERGIO KERUSCH CAREER STATISTICS

| YEAR | G | MIN | FGM-FGA | PCT | 3PT-ATT | PCT | FTM-FTA | PCT | REB-AVG | PF | AST-AVG | TO | BLK | STL | PTS-AVG |
|---------|----|------|---------|------|---------|------|---------|------|---------|-----|---------|-----|-----|-----|-----------|
| 2008-09 | 34 | 839 | 144-323 | .446 | 20-80 | .250 | 72-113 | .637 | 252-7.4 | 57 | 15-0.44 | 51 | 4 | 17 | 380-11.2 |
| 2009-10 | 20 | 577 | 105-232 | .453 | 38-107 | .355 | 37-60 | .617 | 144-7.2 | 40 | 16-0.80 | 15 | 2 | 12 | 285-14.3 |
| 2010-11 | 32 | 992 | 193-398 | .485 | 46-150 | .307 | 67-104 | .644 | 253-7.9 | 89 | 15-0.47 | 45 | 12 | 13 | 499-15.6 |
| CAREER | 86 | 2408 | 442-953 | .464 | 104-337 | .309 | 176-277 | .635 | 649-7.5 | 186 | 46-0.53 | 111 | 18 | 42 | 1164-13.5 |

31. DWIGHT SMITH CAREER STATISTICS

| YEAR | G | MIN | FGM-FGA | PCT | 3PT-ATT | PCT | FTM-FTA | PCT | REB-AVG | PF | AST-AVG | TO | BLK | STL | PTS-AVG |
|---------|----|-----|---------|------|---------|-----|---------|------|----------|-----|---------|----|-----|-----|-----------|
| 1964-65 | 27 | -- | 137-314 | .440 | -- | -- | 81-116 | .698 | 304-11.3 | 102 | -- | -- | -- | -- | 355-13.1 |
| 1965-66 | 27 | -- | 167-379 | .441 | -- | -- | 100-137 | .730 | 267-9.9 | 87 | -- | -- | -- | -- | 434-16.1 |
| 1966-67 | 24 | -- | 145-289 | .502 | -- | -- | 63-115 | .548 | 285-11.9 | 65 | -- | -- | -- | -- | 353-14.7 |
| CAREER | 78 | -- | 449-982 | .457 | -- | -- | 244-368 | .663 | 856-12.0 | 254 | -- | -- | -- | -- | 1142-14.6 |

32. JIM ROSE CAREER STATISTICS

| YEAR | G | MIN | FGM-FGA | PCT | 3PT-ATT | PCT | FTM-FTA | PCT | REB-AVG | PF | AST-AVG | TO | BLK | STL | PTS-AVG |
|---------|----|-----|----------|------|---------|-----|---------|------|---------|-----|----------|----|-----|-----|-----------|
| 1968-69 | 26 | -- | 142-318 | .446 | -- | -- | 34-54 | .630 | 159-6.1 | 79 | 76-2.92 | -- | -- | -- | 318-12.2 |
| 1969-70 | 25 | -- | 159-340 | .468 | -- | -- | 35-48 | .729 | 123-4.9 | 63 | 64-2.56 | -- | -- | -- | 353-14.1 |
| 1970-71 | 30 | -- | 195-446 | .437 | -- | -- | 72-100 | .720 | 145-4.8 | 75 | 88-2.93 | -- | -- | -- | 462-15.4 |
| CAREER | 81 | -- | 496-1104 | .449 | -- | -- | 141-202 | .698 | 427-5.3 | 207 | 228-2.81 | -- | -- | -- | 1133-14.0 |

33. JACK TURNER CAREER STATISTICS

| YEAR | G | MIN | FGM-FGA | PCT | 3PT-ATT | PCT | FTM-FTA | PCT | REB-AVG | PF | AST-AVG | TO | BLK | STL | PTS-AVG |
|---------|-----|-----|----------|------|---------|-----|---------|------|---------|----|---------|----|-----|-----|-----------|
| 1948-49 | 23 | -- | 38-95 | .400 | -- | -- | 18-30 | .600 | -- | -- | -- | -- | -- | -- | 94-4.0 |
| 1949-50 | 31 | -- | 132-365 | .362 | -- | -- | 84-103 | .813 | -- | -- | -- | -- | -- | -- | 348-11.2 |
| 1950-51 | 24 | -- | 120-379 | .317 | -- | -- | 85-105 | .810 | -- | -- | -- | -- | -- | -- | 325-13.5 |
| 1951-52 | 28 | -- | 111-274 | .405 | -- | -- | 134-171 | .784 | -- | -- | -- | -- | -- | -- | 356-12.7 |
| CAREER | 106 | -- | 401-1113 | .360 | -- | -- | 321-409 | .784 | -- | -- | -- | -- | -- | -- | 1123-10.6 |

34. MIKE PRINCE CAREER STATISTICS

| YEAR | G | MIN | FGM-FGA | PCT | 3PT-ATT | PCT | FTM-FTA | PCT | REB-AVG | PF | AST-AVG | TO | BLK | STL | PTS-AVG |
|---------|-----|-----|---------|------|---------|-----|---------|------|---------|-----|----------|----|-----|-----|----------|
| 1976-77 | 26 | -- | 170-329 | .517 | -- | -- | 46-80 | .575 | 84-3.2 | 48 | 43-1.65 | -- | -- | -- | 386-14.8 |
| 1977-78 | 30 | -- | 122-253 | .482 | -- | -- | 60-89 | .674 | 125-4.2 | 47 | 38-1.27 | -- | -- | -- | 304-10.1 |
| 1978-79 | 28 | -- | 76-152 | .500 | -- | -- | 42-58 | .724 | 73-2.6 | 50 | 65-2.32 | -- | -- | -- | 194-6.9 |
| 1979-80 | 29 | -- | 98-175 | .460 | -- | -- | 40-58 | .690 | 61-2.1 | 42 | 52-1.79 | -- | -- | -- | 236-8.1 |
| CAREER | 113 | -- | 466-909 | .513 | -- | -- | 188-285 | .660 | 343-3.0 | 187 | 198-1.75 | -- | -- | -- | 1120-9.9 |

35. DARRIN HORN CAREER STATISTICS

| YEAR | G | MIN | FGM-FGA | PCT | 3PT-ATT | PCT | FTM-FTA | PCT | REB-AVG | PF | AST-AVG | TO | BLK | STL | PTS-AVG |
|---------|-----|------|---------|------|---------|------|---------|------|---------|-----|----------|-----|-----|-----|----------|
| 1991-92 | 31 | 470 | 42-94 | .447 | 5-16 | .313 | 33-38 | .868 | 73-2.4 | 45 | 42-1.35 | 47 | 3 | 28 | 122-3.9 |
| 1992-93 | 32 | 877 | 109-226 | .482 | 17-52 | .327 | 67-88 | .761 | 105-3.3 | 87 | 93-2.91 | 84 | 2 | 39 | 302-9.4 |
| 1993-94 | 31 | 831 | 99-235 | .421 | 24-79 | .304 | 68-83 | .819 | 122-3.9 | 94 | 87-2.81 | 85 | 1 | 35 | 290-9.4 |
| 1994-95 | 30 | 906 | 144-307 | .469 | 46-104 | .442 | 67-82 | .817 | 111-3.6 | 92 | 88-2.93 | 70 | 2 | 37 | 401-12.9 |
| CAREER | 125 | 3084 | 394-862 | .457 | 92-251 | .367 | 235-291 | .808 | 411-3.3 | 318 | 310-2.48 | 286 | 8 | 139 | 1115-8.9 |

36. CHRIS MARCUS CAREER STATISTICS

| YEAR | G | MIN | FGM-FGA | PCT | 3PT-ATT | PCT | FTM-FTA | PCT | REB-AVG | PF | AST-AVG | TO | BLK | STL | PTS-AVG |
|-----------|----|-----|---------|------|---------|------|---------|-------|----------|----|---------|----|-----|-----|-----------|
| 1999-2000 | 29 | -- | 133-223 | .596 | 0-0 | .000 | 78-114 | .684 | 275-9.5 | -- | 18-0.62 | -- | -- | -- | 344-11.9 |
| 2000-01 | 31 | -- | 197-360 | .547 | 0-0 | .000 | 124-194 | .639 | 374-12.1 | -- | 28-0.90 | -- | -- | -- | 518-16.7 |
| 2001-02 | 15 | -- | 83-157 | .529 | 0-0 | .000 | 73-104 | .702 | 134-8.9 | -- | 3-0.20 | -- | -- | -- | 239-15.9 |
| 2002-03 | 4 | -- | 5-9 | .556 | 0-0 | .000 | 2-2 | 1.000 | 12-3.0 | -- | 1-0.25 | -- | -- | -- | 12-3.0 |
| CAREER | 79 | -- | 418-749 | .558 | 0-0 | .000 | 277-414 | .669 | 795-10.1 | -- | 50-0.63 | -- | 214 | -- | 1113-14.1 |

1,000-POINT SCORERS**37. BOB LAVOY CAREER STATISTICS**

| YEAR | G | MIN | FGM-FGA | PCT | 3PT-ATT | PCT | FTM-FTA | PCT | REB-AVG | PF | AST-AVG | TO | BLK | STL | PTS-AVG |
|---------------|-----------|-----------|-----------|-----------|-----------|-----------|-----------|-----------|-----------|-----------|-----------|-----------|-----------|-----------|-------------|
| 1947-48 | -- | -- | -- | -- | -- | -- | -- | -- | -- | -- | -- | -- | -- | -- | 29 |
| 1948-49 | 29 | -- | 149-428 | .348 | -- | -- | 73-116 | .629 | -- | 105 | -- | -- | -- | -- | 371-12.8 |
| 1949-50 | 31 | -- | 271-628 | .432 | -- | -- | 129-196 | .658 | -- | 109 | -- | -- | -- | -- | 671-21.7 |
| CAREER | -- | -- | -- | -- | -- | -- | -- | -- | -- | -- | -- | -- | -- | -- | 1071 |

38. ORLANDO MENDEZ-VALDEZ CAREER STATISTICS

| YEAR | G | MIN | FGM-FGA | PCT | 3PT-ATT | PCT | FTM-FTA | PCT | REB-AVG | PF | AST-AVG | TO | BLK | STL | PTS-AVG |
|---------------|------------|-------------|----------------|-------------|----------------|-------------|----------------|-------------|----------------|------------|-----------------|------------|-----------|------------|-----------------|
| 2005-06 | 24 | 286 | 23-59 | .390 | 14-36 | .389 | 8-9 | .889 | 16-0.7 | 30 | 38-1.58 | 41 | 0 | 8 | 68-2.8 |
| 2006-07 | 33 | 665 | 101-199 | .508 | 45-95 | .474 | 63-73 | .863 | 42-1.3 | 57 | 59-1.79 | 59 | 2 | 35 | 310-9.4 |
| 2007-08 | 36 | 685 | 65-154 | .422 | 37-95 | .389 | 38-48 | .792 | 59-1.6 | 67 | 79-2.19 | 64 | 7 | 37 | 205-5.7 |
| 2008-09 | 34 | 1138 | 161-360 | .447 | 101-240 | .421 | 61-78 | .782 | 141-4.1 | 79 | 140-4.12 | 72 | 7 | 39 | 484-14.2 |
| CAREER | 127 | 2774 | 350-772 | .453 | 197-466 | .423 | 170-208 | .817 | 258-2.0 | 233 | 355-2.80 | 236 | 16 | 119 | 1067-8.4 |

39. JEREMY EVANS CAREER STATISTICS

| YEAR | G | MIN | FGM-FGA | PCT | 3PT-ATT | PCT | FTM-FTA | PCT | REB-AVG | PF | AST-AVG | TO | BLK | STL | PTS-AVG |
|---------------|------------|-------------|----------------|-------------|--------------|-------------|----------------|-------------|----------------|------------|----------------|------------|------------|-----------|-----------------|
| 2006-07 | 32 | 672 | 87-135 | .644 | 1-1 | 1.000 | 49-73 | .671 | 182-5.7 | 71 | 16-0.50 | 30 | 44 | 19 | 224-7.0 |
| 2007-08 | 34 | 716 | 80-128 | .625 | 8-19 | .421 | 34-53 | .642 | 176-5.2 | 78 | 20-0.59 | 37 | 51 | 16 | 202-5.9 |
| 2008-09 | 34 | 861 | 123-194 | .634 | 0-1 | .000 | 52-72 | .722 | 195-5.7 | 81 | 11-0.32 | 33 | 68 | 21 | 298-8.8 |
| 2009-10 | 34 | 901 | 137-211 | .649 | 3-12 | .250 | 64-93 | .688 | 235-6.9 | 98 | 25-0.74 | 36 | 61 | 28 | 341-10.0 |
| CAREER | 134 | 3150 | 427-668 | .639 | 12-33 | .364 | 199-291 | .684 | 788-5.9 | 328 | 72-0.54 | 136 | 224 | 84 | 1065-7.9 |

40. BOBBY JACKSON CAREER STATISTICS

| YEAR | G | MIN | FGM-FGA | PCT | 3PT-ATT | PCT | FTM-FTA | PCT | REB-AVG | PF | AST-AVG | TO | BLK | STL | PTS-AVG |
|---------------|-----------|-----------|-----------------|-------------|-----------|-----------|----------------|-------------|----------------|------------|-----------|-----------|-----------|-----------|------------------|
| 1960-61 | 26 | -- | 125-350 | .357 | -- | -- | 88-121 | .727 | 226-8.7 | 91 | -- | -- | -- | -- | 338-13.0 |
| 1961-62 | 25 | -- | 132-324 | .407 | -- | -- | 69-94 | .734 | 195-7.8 | 72 | -- | -- | -- | -- | 333-13.3 |
| 1962-63 | 21 | -- | 161-399 | .404 | -- | -- | 67-136 | .493 | 197-9.4 | 53 | -- | -- | -- | -- | 389-18.5 |
| CAREER | 72 | -- | 418-1073 | .390 | -- | -- | 224-351 | .638 | 618-8.6 | 216 | -- | -- | -- | -- | 1060-14.7 |

41. DEREK ROBINSON CAREER STATISTICS

| YEAR | G | MIN | FGM-FGA | PCT | 3PT-ATT | PCT | FTM-FTA | PCT | REB-AVG | PF | AST-AVG | TO | BLK | STL | PTS-AVG |
|---------------|------------|-------------|----------------|-------------|----------------|-------------|----------------|-------------|----------------|------------|-----------------|------------|----------|------------|-----------------|
| 1998-99 | 27 | 509 | 63-163 | .387 | 19-54 | .352 | 34-46 | .739 | 69-2.6 | 57 | 40-1.48 | 60 | 1 | 15 | 179-6.6 |
| 1999-00 | 28 | 790 | 79-216 | .366 | 31-102 | .304 | 73-90 | .811 | 88-3.1 | 71 | 126-4.50 | 94 | 2 | 32 | 262-9.4 |
| 2000-01 | 31 | 802 | 96-223 | .430 | 38-110 | .345 | 46-65 | .708 | 93-3.0 | 66 | 121-3.90 | 53 | 2 | 40 | 276-8.9 |
| 2001-02 | 31 | 876 | 112-246 | .455 | 55-122 | .451 | 42-64 | .656 | 161-5.2 | 54 | 126-4.06 | 71 | 1 | 37 | 321-10.4 |
| CAREER | 117 | 2997 | 350-848 | .413 | 149-388 | .384 | 195-265 | .736 | 411-3.5 | 248 | 413-3.53 | 278 | 6 | 124 | 1038-8.9 |

42. GENE RHODES CAREER STATISTICS

| YEAR | G | MIN | FGM-FGA | PCT | 3PT-ATT | PCT | FTM-FTA | PCT | REB-AVG | PF | AST-AVG | TO | BLK | STL | PTS-AVG |
|---------------|------------|-----------|-----------------|-------------|-----------|-----------|----------------|-------------|-----------|------------|-----------|-----------|-----------|-----------|-----------------|
| 1948-49 | 24 | -- | 47-133 | .353 | -- | -- | 24-41 | .585 | -- | 47 | -- | -- | -- | -- | 118-4.9 |
| 1949-50 | 31 | -- | 93-314 | .296 | -- | -- | 89-121 | .736 | -- | 90 | -- | -- | -- | -- | 270-8.6 |
| 1950-51 | 29 | -- | 122-345 | .354 | -- | -- | 76-116 | .655 | -- | 85 | -- | -- | -- | -- | 320-11.0 |
| 1951-52 | 31 | -- | 116-327 | .354 | -- | -- | 89-121 | .736 | -- | 67 | -- | -- | -- | -- | 321-10.4 |
| CAREER | 115 | -- | 378-1119 | .338 | -- | -- | 273-401 | .681 | -- | 289 | -- | -- | -- | -- | 1029-8.9 |

T-43. CARLISLE TOWERY CAREER STATISTICS (WKU'S FIRST 1,000-POINT SCORER)

| YEAR | G | MIN | FGM-FGA | PCT | 3PT-ATT | PCT | FTM-FTA | PCT | REB-AVG | PF | AST-AVG | TO | BLK | STL | PTS-AVG |
|---------------|-----------|-----------|-----------|-----------|-----------|-----------|-----------|-----------|-----------|-----------|-----------|-----------|-----------|-----------|-------------|
| 1937-38 | -- | -- | -- | -- | -- | -- | -- | -- | -- | -- | -- | -- | -- | -- | -- |
| 1938-39 | -- | -- | -- | -- | -- | -- | -- | -- | -- | -- | -- | -- | -- | -- | -- |
| 1939-40 | -- | -- | -- | -- | -- | -- | -- | -- | -- | -- | -- | -- | -- | -- | -- |
| CAREER | -- | -- | -- | -- | -- | -- | -- | -- | -- | -- | -- | -- | -- | -- | 1010 |

T-43. BOB DANIELS CAREER STATISTICS

| YEAR | G | MIN | FGM-FGA | PCT | 3PT-ATT | PCT | FTM-FTA | PCT | REB-AVG | PF | AST-AVG | TO | BLK | STL | PTS-AVG |
|---------------|-----------|-----------|-------------|-----------|-----------|-----------|-------------|-----------|-----------|-----------|-----------|-----------|-----------|-----------|------------------|
| 1953-54 | 17 | -- | 4- | -- | -- | -- | 3- | -- | -- | -- | -- | -- | -- | -- | 11-0.6 |
| 1954-55 | 26 | -- | 86-226 | .380 | -- | -- | 77-118 | .652 | 242-9.3 | 80 | -- | -- | -- | -- | 249-9.6 |
| 1955-56 | 28 | -- | 148-347 | .426 | -- | -- | 171-227 | .754 | 418-14.9 | 92 | -- | -- | -- | -- | 467-16.7 |
| CAREER | 97 | -- | 327- | -- | -- | -- | 356- | -- | -- | -- | -- | -- | -- | -- | 1010-10.4 |

T-45. DON "DUCK" RAY CAREER STATISTICS

| YEAR | G | MIN | FGM-FGA | PCT | 3PT-ATT | PCT | FTM-FTA | PCT | REB-AVG | PF | AST-AVG | TO | BLK | STL | PTS-AVG |
|---------------|-----------|-----------|-----------|-----------|-----------|-----------|-----------|-----------|-----------|-----------|-----------|-----------|-----------|-----------|-------------|
| 1942-43 | 24 | -- | -- | -- | -- | -- | -- | -- | -- | -- | -- | -- | -- | -- | -- |
| 1946-47 | 26 | -- | 115- | -- | -- | -- | 64- | -- | -- | -- | -- | -- | -- | -- | 294-11.3 |
| 1947-48 | -- | -- | -- | -- | -- | -- | -- | -- | -- | -- | -- | -- | -- | -- | -- |
| CAREER | -- | -- | -- | -- | -- | -- | -- | -- | -- | -- | -- | -- | -- | -- | 1006 |

T-45. JOHN OLDHAM CAREER STATISTICS

| YEAR | G | MIN | FGM-FGA | PCT | 3PT-ATT | PCT | FTM-FTA | PCT | REB-AVG | PF | AST-AVG | TO | BLK | STL | PTS-AVG |
|---------------|-----------|-----------|-----------|-----------|-----------|-----------|-----------|-----------|-----------|-----------|-----------|-----------|-----------|-----------|-------------|
| 1942-43 | -- | -- | -- | -- | -- | -- | -- | -- | -- | -- | -- | -- | -- | -- | 142 |
| 1946-47 | 29 | -- | 91- | -- | -- | -- | 38- | -- | -- | -- | -- | -- | -- | -- | 220 |
| 1947-48 | 30 | -- | -- | -- | -- | -- | -- | -- | -- | -- | -- | -- | -- | -- | 337 |
| 1948-49 | 28 | -- | 113-290 | .390 | -- | -- | 81-130 | .623 | -- | -- | -- | -- | -- | -- | 307-11.0 |
| CAREER | -- | -- | -- | -- | -- | -- | -- | -- | -- | -- | -- | -- | -- | -- | 1006 |

RECORDS

BY THE NUMBERS

WKU's ALL-TIME RANKINGS

- WKU has been ranked for 112 weeks in the Associated Press Top 25 poll (which began 1948-49)
- Of those 112 weeks ranked, the Hilltoppers have been in the Top 10 for 60 weeks

1948-49

| POLL | RANK |
|---------|------|
| Jan. 18 | 3 |
| Jan. 25 | 4 |
| Feb. 1 | 6 |
| Feb. 8 | 6 |
| Feb. 15 | 7 |
| Feb. 15 | 7 |
| Mar. 1 | 6 |
| Mar. 8 | 5 |

1949-50

| POLL | RANK |
|---------|------|
| Jan. 10 | 14 |
| Jan. 17 | 14 |
| Jan. 24 | 17 |
| Jan. 31 | 14 |
| Feb. 7 | 11 |
| Feb. 14 | 9 |
| Feb. 21 | 8 |
| Feb. 28 | 7 |
| Mar. 7 | 8 |

1951-52

| POLL | RANK |
|---------|------|
| Dec. 17 | 16 |
| Dec. 25 | 11 |
| Feb. 5 | 20 |
| Feb. 26 | 18 |

1952-53

| POLL | RANK |
|---------|------|
| Dec. 16 | 11 |
| Dec. 23 | 10 |
| Dec. 30 | 10 |
| Jan. 6 | 10 |
| Jan. 13 | 10 |
| Jan. 20 | 12 |
| Jan. 27 | 9 |
| Feb. 3 | 8 |
| Feb. 10 | 9 |
| Feb. 17 | 9 |
| Feb. 24 | 8 |
| Mar. 3 | 9 |
| Mar. 10 | 9 |
| Mar. 24 | 17 |

1953-54

| POLL | RANK |
|---------|------|
| Dec. 8 | 11 |
| Dec. 15 | 10 |
| Dec. 22 | 6 |
| Dec. 29 | 7 |
| Jan. 5 | 5 |
| Jan. 12 | 5 |
| Jan. 19 | 4 |
| Jan. 26 | 4 |
| Feb. 2 | 4 |

| | |
|---------|---|
| Feb. 9 | 5 |
| Feb. 16 | 4 |
| Feb. 23 | 4 |
| Mar. 2 | 3 |
| Mar. 9 | 4 |
| Mar. 23 | 8 |

1954-55

| POLL | RANK |
|--------|------|
| Dec. 7 | 20 |

1956-57

| POLL | RANK |
|---------|------|
| Dec. 11 | 12 |
| Dec. 18 | 20 |
| Dec. 26 | 15 |
| Jan. 2 | 14 |
| Jan. 8 | 20 |
| Jan. 15 | 18 |
| Jan. 22 | 20 |

1957-58

| POLL | RANK |
|---------|------|
| Dec. 24 | 16 |

1959-60

| POLL | RANK |
|--------|------|
| Jan. 5 | 18 |

1965-66

| POLL | RANK |
|--------|------|
| Mar. 8 | 10 |

1966-67

| POLL | RANK |
|-----------|------|
| Preseason | 8 |
| Jan. 24 | 8 |
| Jan. 31 | 8 |
| Feb. 7 | 6 |
| Feb. 14 | 5 |
| Feb. 21 | 3 |
| Feb. 28 | 6 |
| Mar. 7 | 6 |

1968-69

| POLL | RANK |
|-----------|------|
| Preseason | 16 |
| Dec. 3 | 17 |
| Dec. 10 | 15 |
| Dec. 17 | 18 |

1969-70

| POLL | RANK |
|---------|------|
| Feb. 10 | 17 |
| Feb. 17 | 16 |
| Feb. 24 | 12 |
| Mar. 3 | 12 |
| Mar. 10 | 18 |

1970-71

| POLL | RANK |
|-----------|------|
| Preseason | 9 |
| Dec. 8 | 13 |
| Dec. 15 | 11 |
| Dec. 22 | 10 |
| Dec. 29 | 5 |
| Jan. 5 | 6 |
| Jan. 12 | 5 |
| Jan. 19 | 7 |
| Jan. 26 | 12 |
| Feb. 2 | 9 |
| Feb. 9 | 7 |
| Feb. 16 | 9 |
| Feb. 23 | 9 |
| Mar. 2 | 7 |
| Mar. 9 | 7 |
| Mar. 16 | 7 |

1985-86

| POLL | RANK |
|--------|------|
| Feb. 4 | 19 |

1986-87

| POLL | RANK |
|--------|------|
| Dec. 2 | 14 |
| Dec. 9 | 8 |

1992-93

| POLL | RANK |
|---------|------|
| Mar. 15 | 20 |

1993-94

| POLL | RANK |
|---------|------|
| Dec. 20 | 25 |
| Dec. 27 | 25 |

1994-95

| POLL | RANK |
|---------|------|
| Mar. 6 | 23 |
| Mar. 13 | 21 |

2001-02

| POLL | RANK |
|---------|------|
| Nov. 20 | 21 |
| Nov. 27 | 17 |
| Dec. 4 | 25 |
| Feb. 19 | 24 |
| Feb. 26 | 20 |
| Mar. 5 | 18 |
| Mar. 12 | 19 |

2002-03

| POLL | RANK |
|-----------|------|
| Preseason | 20 |
| Nov. 19 | 19 |

2007-08

| POLL | RANK |
|---------|------|
| Mar. 30 | 22 |

FINAL POLLS

| YEAR | RANK | POLL |
|------|------|-----------|
| 1949 | 5 | AP |
| 1950 | 8 | AP |
| 1952 | 16 | UPI |
| 1953 | 17 | AP |
| | 11 | UPI |
| 1954 | 8 | AP |
| | 6 | UPI |
| 1966 | 10 | AP |
| 1967 | 6 | AP |
| | 7 | UPI |
| 1970 | 18 | AP |
| | 17 | UPI |
| 1971 | 7 | AP |
| | 7 | UPI |
| 1993 | 20 | AP |
| | 25 | USA Today |
| 1995 | 21 | AP |
| 2002 | 19 | AP |
| | 20 | USA Today |
| 2008 | 22 | USA Today |

INSIDE THE NUMBERS

152...TV appearances in the past five seasons

112...weeks ranked in the AP Top 25 Poll since it debuted in 1948-49

100...wins when WKU scores 100 points or more (100-1 all-time)

81...wins against Sun Belt Conference opponents at E.A. Diddle Arena since 2000, compared to only 14 losses

60...weeks ranked in the Top 10 nationally

31...appearances on TV in 2011-12

13...seasons that WKU has finished ranked in the final Top 25 poll

4...number of NCAA Tournament wins in the last five seasons



HISTORY AND TRADITION

| | |
|------------------------------------|---------|
| Year-By-Year History | 82-83 |
| Year-By-Year Results | 84-102 |
| Games vs. Ranked Opponents..... | 103 |
| All-Time Series Records | 104-105 |
| Series Records by Opponent | 106-122 |
| Postseason History | 123 |
| NCAA Tournament Superlatives | 124 |
| Honor Roll | 125-127 |
| All-Time Letterwinners | 128-130 |
| All-Time Coaches Roster | 131 |
| WKU in the Pros | 132 |



YEAR-BY-YEAR HISTORY

1,659 Victories, 827 Losses (.667)
72 Winning Seasons • 4.500 Seasons • 17 Losing Seasons

| SEASON | COACH | W-L | PCT | WKU PTS (AVG) | OPP PTS (AVG) | MARGIN | NOTES |
|---------|--------------|-----|------|---------------|---------------|--------|-------|
| 1914-15 | J.L. Arthur | 5-1 | .833 | 178 (29.6) | 117 (19.5) | + 10.1 | |
| 1915-16 | J.L. Arthur* | 2-1 | .667 | 27 (9.0) | 37 (12.3) | - 3.3 | |

Arthur's record at WKU — 2 seasons: 7-2 (.778)*

1916-17 — 1920-21 — No Team

| SEASON | COACH | W-L | PCT | WKU PTS (AVG) | OPP PTS (AVG) | MARGIN | NOTES |
|---------|--------------|-----|------|---------------|---------------|--------|-------|
| 1921-22 | L.T. Smith** | 3-1 | .750 | 55 (27.5) | 61 (30.5) | - 3.0 | |

Smith's record at WKU — 1 season: 3-1 (.750)**

| SEASON | COACH | W-L | PCT | WKU PTS (AVG) | OPP PTS (AVG) | MARGIN | NOTES |
|---------|-------------|-------|------|---------------|---------------|--------|--|
| 1922-23 | E.A. Diddle | 12-2 | .857 | 468 (33.4) | 248 (17.7) | + 15.7 | Diddle wins his first WKU game, 103-7 |
| 1923-24 | E.A. Diddle | 9-9 | .500 | 513 (28.5) | 515 (28.6) | - 0.1 | |
| 1924-25 | E.A. Diddle | 8-6 | .571 | 400 (28.6) | 329 (23.5) | + 5.1 | |
| 1925-26 | E.A. Diddle | 10-4 | .714 | 469 (33.5) | 341 (24.4) | + 9.1 | |
| 1926-27 | E.A. Diddle | 12-7 | .632 | 559 (29.4) | 489 (25.7) | + 3.7 | |
| 1927-28 | E.A. Diddle | 10-7 | .588 | 568 (33.4) | 473 (27.8) | + 5.6 | |
| 1928-29 | E.A. Diddle | 8-10 | .444 | 429 (23.8) | 480 (26.7) | - 2.9 | |
| 1929-30 | E.A. Diddle | 4-12 | .250 | 444 (27.8) | 540 (33.8) | - 6.0 | |
| 1930-31 | E.A. Diddle | 11-3 | .786 | 557 (39.8) | 393 (28.1) | + 11.7 | |
| 1931-32 | E.A. Diddle | 15-8 | .652 | 687 (29.9) | 622 (27.0) | + 2.9 | KIAC champ |
| 1932-33 | E.A. Diddle | 16-6 | .727 | 751 (34.1) | 663 (30.1) | + 4.0 | KIAC champ |
| 1933-34 | E.A. Diddle | 28-8 | .778 | 1,213 (33.7) | 964 (26.8) | + 6.9 | KIAC champ; SIAA champ |
| 1934-35 | E.A. Diddle | 24-3 | .889 | 1,006 (37.3) | 653 (24.2) | + 13.1 | KIAC champ |
| 1935-36 | E.A. Diddle | 26-4 | .867 | 1,223 (40.8) | 859 (28.6) | + 12.2 | KIAC champ |
| 1936-37 | E.A. Diddle | 21-2 | .913 | 912 (39.7) | 609 (26.5) | + 13.2 | KIAC champ; SIAA champ |
| 1937-38 | E.A. Diddle | 30-3 | .909 | 1,357 (41.1) | 983 (29.8) | + 11.3 | 1st NCAA 30-game winner; KIAC, SIAA champ |
| 1938-39 | E.A. Diddle | 22-3 | .880 | 1,238 (49.5) | 853 (34.1) | + 15.4 | KIAC champ; SIAA champ |
| 1939-40 | E.A. Diddle | 24-6 | .800 | 1,294 (43.1) | 1,024 (34.1) | + 9.0 | NCAA; SIAA champ; KIAC champ |
| 1940-41 | E.A. Diddle | 22-4 | .846 | 1,230 (47.3) | 910 (35.0) | + 12.3 | SIAA champ |
| 1941-42 | E.A. Diddle | 29-5 | .853 | 1,619 (47.6) | 1,303 (38.3) | + 9.3 | NIT runner-up; KIAC champ; SIAA champ |
| 1942-43 | E.A. Diddle | 24-3 | .889 | 1,624 (60.1) | 899 (33.2) | + 26.9 | NIT; KIAC champ |
| 1943-44 | E.A. Diddle | 13-9 | .591 | 967 (44.0) | 873 (39.7) | + 4.3 | |
| 1944-45 | E.A. Diddle | 17-10 | .630 | 1,216 (45.0) | 1,149 (42.6) | + 2.4 | |
| 1945-46 | E.A. Diddle | 15-19 | .441 | 1,627 (47.9) | 1,649 (48.5) | - 0.6 | |
| 1946-47 | E.A. Diddle | 25-4 | .862 | 1,805 (62.2) | 1,283 (44.2) | + 18.0 | KIAC champ; SIAA champ |
| 1947-48 | E.A. Diddle | 28-2 | .933 | 2,057 (68.6) | 1,495 (49.8) | + 18.8 | NIT, 3rd place; KIAC champ |
| 1948-49 | E.A. Diddle | 25-4 | .862 | 2,028 (69.9) | 1,578 (54.4) | + 15.5 | NIT; OVC champ; OVC Tourney champ |
| 1949-50 | E.A. Diddle | 25-6 | .806 | 2,216 (71.5) | 1,858 (59.9) | + 11.6 | NIT; OVC champ |
| 1950-51 | E.A. Diddle | 19-10 | .655 | 2,129 (73.4) | 1,940 (66.9) | + 6.5 | |
| 1951-52 | E.A. Diddle | 26-5 | .839 | 2,388 (77.0) | 2,045 (65.9) | + 11.1 | NIT; OVC champ; OVC Tourney champ |
| 1952-53 | E.A. Diddle | 25-6 | .806 | 2,548 (82.2) | 2,081 (67.1) | + 15.1 | NIT; OVC Tourney champ |
| 1953-54 | E.A. Diddle | 29-3 | .906 | 2,730 (85.3) | 2,221 (69.4) | + 15.9 | NIT, 4th place; OVC champ; OVC Tourney champ |
| 1954-55 | E.A. Diddle | 18-10 | .643 | 2,297 (82.0) | 2,164 (77.4) | + 4.6 | OVC champ |
| 1955-56 | E.A. Diddle | 16-12 | .571 | 2,182 (77.9) | 2,141 (76.5) | + 1.4 | OVC co-champ |
| 1956-57 | E.A. Diddle | 17-9 | .654 | 2,121 (81.6) | 2,002 (77.0) | + 4.6 | OVC champ |
| 1957-58 | E.A. Diddle | 14-11 | .560 | 2,010 (80.4) | 1,883 (75.3) | + 5.1 | |
| 1958-59 | E.A. Diddle | 16-10 | .615 | 2,128 (81.8) | 1,926 (74.1) | + 7.7 | |
| 1959-60 | E.A. Diddle | 21-7 | .750 | 2,300 (82.1) | 2,040 (72.9) | + 9.2 | NCAA Sweet 16; OVC champ |
| 1960-61 | E.A. Diddle | 18-8 | .692 | 2,056 (79.1) | 1,970 (75.8) | + 3.3 | OVC co-champ |
| 1961-62 | E.A. Diddle | 17-10 | .630 | 2,224 (82.4) | 2,084 (77.2) | + 5.2 | NCAA Sweet 16; OVC champ |
| 1962-63 | E.A. Diddle | 5-16 | .238 | 1,612 (76.8) | 1,675 (79.8) | - 3.0 | |
| 1963-64 | E.A. Diddle | 5-16 | .238 | 1,726 (82.2) | 1,756 (83.6) | - 1.4 | |

Diddle's record at WKU — 42 seasons: 759-302 (.715)

| SEASON | COACH | W-L | PCT | WKU PTS (AVG) | OPP PTS (AVG) | MARGIN | NOTES |
|---------|-------------|-------|------|---------------|---------------|--------|---|
| 1964-65 | John Oldham | 18-9 | .667 | 2,252 (83.4) | 2,034 (75.2) | + 8.2 | NIT |
| 1965-66 | John Oldham | 25-3 | .893 | 2,395 (85.5) | 1,890 (67.5) | + 18.0 | NCAA Sweet 16; OVC champ; OVC Tourney champ |
| 1966-67 | John Oldham | 23-3 | .885 | 2,192 (84.3) | 1,788 (68.8) | + 15.5 | NCAA; OVC champ; OVC Tourney champ |
| 1967-68 | John Oldham | 18-7 | .720 | 2,025 (81.0) | 1,888 (75.5) | + 5.5 | |
| 1968-69 | John Oldham | 16-10 | .615 | 2,069 (79.6) | 1,952 (75.1) | + 4.5 | |
| 1969-70 | John Oldham | 22-3 | .880 | 2,260 (90.4) | 1,924 (77.0) | + 13.4 | NCAA; OVC champ |
| 1970-71 | John Oldham | 24-6 | .800 | 2,592 (86.4) | 2,274 (75.8) | + 10.6 | NCAA Final Four, 3rd place; OVC champ |

Oldham's record at WKU — 7 seasons: 146-41 (.781)

| SEASON | COACH | W-L | PCT | WKU PTS (AVG) | OPP PTS (AVG) | MARGIN | NOTES |
|---------|--------------|-------|------|---------------|---------------|--------|--------------|
| 1971-72 | Jim Richards | 15-11 | .577 | 2,164 (83.2) | 2,140 (82.3) | + 0.9 | OVC co-champ |
| 1972-73 | Jim Richards | 10-16 | .385 | 2,133 (82.0) | 2,243 (86.3) | - 4.3 | |
| 1973-74 | Jim Richards | 15-10 | .600 | 2,070 (82.8) | 2,067 (82.5) | + 0.3 | |
| 1974-75 | Jim Richards | 16-8 | .667 | 2,106 (87.7) | 2,011 (83.8) | + 3.9 | |

| | | | | | | | |
|---------|-------------------|-------|------|--------------|--------------|-------|------------------------------------|
| 1975-76 | Jim Richards..... | 20-9 | .690 | 2,457 (84.7) | 2,271 (78.3) | + 6.4 | NCAA; OVC champ; OVC Tourney champ |
| 1976-77 | Jim Richards..... | 10-16 | .385 | 1,940 (74.6) | 2,082 (80.1) | - 5.5 | |
| 1977-78 | Jim Richards..... | 16-14 | .533 | 2,434 (81.1) | 2,396 (79.9) | + 1.2 | NCAA Sweet 16; OVC Tourney champ |

Richards' record at WKU — 7 seasons: 102-84 (.548)

| SEASON | COACH | W-L | PCT | WKU PTS (AVG) | OPP PTS (AVG) | MARGIN | NOTES |
|---------|-----------------|-------|------|---------------|---------------|--------|---------------------------------------|
| 1978-79 | Gene Keady..... | 17-11 | .607 | 2,082 (74.4) | 1,948 (69.6) | + 4.8 | |
| 1979-80 | Gene Keady..... | 21-8 | .724 | 2,173 (74.9) | 1,965 (67.8) | + 7.1 | NCAA; OVC co-champ; OVC Tourney champ |

Keady's record at WKU — 2 seasons: 38-19 (.667)

| SEASON | COACH | W-L | PCT | WKU PTS (AVG) | OPP PTS (AVG) | MARGIN | NOTES |
|---------|--------------------|-------|------|---------------|---------------|--------|------------------------------------|
| 1980-81 | Clem Haskins | 21-8 | .724 | 2,048 (70.6) | 1,944 (67.0) | + 3.6 | NCAA; OVC champ; OVC Tourney champ |
| 1981-82 | Clem Haskins | 19-10 | .655 | 1,955 (67.4) | 1,775 (61.2) | + 6.2 | NIT; OVC co-champ |
| 1982-83 | Clem Haskins | 12-16 | .429 | 1,870 (66.8) | 1,872 (66.9) | - 0.1 | |
| 1983-84 | Clem Haskins | 12-17 | .414 | 1,918 (66.1) | 1,886 (65.0) | + 1.1 | |
| 1984-85 | Clem Haskins | 14-14 | .500 | 1,967 (70.3) | 1,821 (65.0) | + 5.3 | |
| 1985-86 | Clem Haskins | 23-8 | .742 | 2,154 (69.5) | 1,936 (62.5) | + 7.0 | NCAA Second Rd. |

Haskins' record at WKU — 6 seasons: 101-73 (.580)

| SEASON | COACH | W-L | PCT | WKU PTS (AVG) | OPP PTS (AVG) | MARGIN | NOTES |
|---------|---------------------|-------|------|---------------|---------------|--------|----------------------------|
| 1986-87 | Murray Arnold | 29-9 | .763 | 2,989 (78.7) | 2,585 (68.0) | + 10.7 | NCAA Second Rd.; SBC champ |
| 1987-88 | Murray Arnold | 15-13 | .536 | 2,029 (72.5) | 2,007 (71.7) | + 0.8 | |
| 1988-89 | Murray Arnold | 14-15 | .483 | 2,204 (76.0) | 2,211 (76.2) | - 0.2 | |
| 1989-90 | Murray Arnold | 13-17 | .433 | 2,072 (69.1) | 2,156 (71.9) | - 2.8 | |

Arnold's record at WKU — 4 seasons: 71-54 (.568)

| SEASON | COACH | W-L | PCT | WKU PTS (AVG) | OPP PTS (AVG) | MARGIN | NOTES |
|---------|---------------------|-------|------|---------------|---------------|--------|----------------------------------|
| 1990-91 | Ralph Willard | 14-14 | .500 | 2,358 (84.2) | 2,382 (85.1) | - 0.9 | |
| 1991-92 | Ralph Willard | 21-11 | .656 | 2,557 (79.9) | 2,411 (57.3) | + 4.6 | NIT |
| 1992-93 | Ralph Willard | 26-6 | .813 | 2,723 (85.1) | 2,293 (71.7) | + 13.4 | NCAA Sweet 16; SBC Tourney champ |
| 1993-94 | Ralph Willard | 20-11 | .645 | 2,403 (77.5) | 2,171 (70.0) | + 7.5 | NCAA; SBC champ |

Willard's record at WKU — 4 seasons: 81-42 (.659)

| SEASON | COACH | W-L | PCT | WKU PTS (AVG) | OPP PTS (AVG) | MARGIN | NOTES |
|---------|----------------------------|-------|------|---------------|---------------|--------|---|
| 1994-95 | Matt Kilcullen | 27-4 | .871 | 2,493 (80.4) | 2,152 (69.4) | + 11.0 | NCAA Second Rd.; SBC champ; SBC Tourney champ |
| 1995-96 | Matt Kilcullen | 13-14 | .481 | 2,056 (76.1) | 2,004 (74.2) | + 1.9 | |
| 1996-97 | Matt Kilcullen | 12-15 | .444 | 1,900 (70.4) | 1,967 (72.9) | - 2.5 | |
| 1997-98 | Matt Kilcullen | 7-16 | .304 | 1,513 (65.8) | 1,626 (70.7) | - 4.9 | |
| | Ron Brown-Al Seibert...3-3 | | .500 | 392 (65.3) | 394 (65.7) | - 0.4 | Co-coaches |

Kilcullen's record at WKU — 3-plus seasons: 59-49 (.546)

Brown-Seibert's record at WKU — 6 games: 3-3 (.500)

| SEASON | COACH | W-L | PCT | WKU PTS (AVG) | OPP PTS (AVG) | MARGIN | NOTES |
|---------|---------------------|-------|------|---------------|---------------|--------|---|
| 1998-99 | Dennis Felton | 13-16 | .448 | 1,862 (64.2) | 1,927 (66.4) | -2.2 | |
| 1999-00 | Dennis Felton | 11-18 | .379 | 1,995 (68.8) | 2,069 (71.3) | -2.5 | |
| 2000-01 | Dennis Felton | 24-7 | .774 | 2,303 (74.3) | 1,889 (60.9) | +13.4 | NCAA; SBC East champ; SBC Tourney champ |
| 2001-02 | Dennis Felton | 28-4 | .875 | 2,491 (77.8) | 2,069 (64.7) | +13.1 | NCAA; SBC East champ; SBC Tourney champ |
| 2002-03 | Dennis Felton | 24-9 | .727 | 2,430 (73.6) | 2,194 (66.5) | +7.2 | NCAA; SBC East champ; SBC Tourney champ |

Felton's record at WKU — 5 seasons: 100-54 (.649)

| SEASON | COACH | W-L | PCT | WKU PTS (AVG) | OPP PTS (AVG) | MARGIN | NOTES |
|---------|------------------|-------|------|---------------|---------------|--------|--|
| 2003-04 | Darrin Horn..... | 15-12 | .556 | 2,137 (76.3) | 1,989 (71.0) | +5.3 | |
| 2004-05 | Darrin Horn..... | 22-8 | .733 | 2,388 (77.0) | 2,207 (71.2) | +5.8 | NIT |
| 2005-06 | Darrin Horn..... | 23-8 | .742 | 2,408 (77.7) | 2,220 (71.6) | +6.1 | NIT; Sun Belt East Division champion |
| 2006-07 | Darrin Horn..... | 22-11 | .667 | 2,580 (78.2) | 2,386 (72.3) | +5.9 | |
| 2007-08 | Darrin Horn..... | 29-7 | .806 | 2,785 (77.4) | 2,403 (66.8) | +10.6 | NCAA Sweet 16; SBC East champ; SBC Tourney champ |

Horn's record at WKU — 5 seasons: 111-46 (.707)

| SEASON | COACH | W-L | PCT | WKU PTS (AVG) | OPP PTS (AVG) | MARGIN | NOTES |
|---------|--------------------|-------|------|---------------|---------------|--------|--|
| 2008-09 | Ken McDonald | 25-9 | .735 | 2,454 (72.2) | 2,278 (67.0) | +5.2 | NCAA Second Rd.; SBC East champ; SBC Tourney champ |
| 2009-10 | Ken McDonald | 21-13 | .618 | 2,422 (71.2) | 2,269 (66.7) | +4.5 | |
| 2010-11 | Ken McDonald | 16-16 | .500 | 2,242 (70.1) | 2,263 (70.7) | -0.6 | |
| 2011-12 | Ken McDonald | 5-11 | .313 | 989 (61.8) | 1098 (68.6) | -6.8 | |
| | Ray Harper | 4-7 | .364 | 730 (66.4) | 744 (67.6) | -1.3 | Interim head coach |
| | Ray Harper | 7-1 | .875 | 553 (69.1) | 541 (67.6) | +1.5 | Full-time HC; NCAA Second Rd.; SBC Tourney champ |

McDonald's record at WKU — 3-plus seasons: 67-49 (.578)

Harper's record at WKU — 1 season: 11-8 (.579)

All-Time Totals 1,659-827 .667 168,902 (67.9)# 154,173 (62.0)# + 5.9

(*) five games — no record

(**) nine games — no record

(#) point totals include three-point field goals — 1982-83 & 1986-87-to date

YEAR-BY-YEAR RESULTS

J.L. ARTHUR ERA 1915-16 (2 SEASONS) 7-2 (.778)

1914-15

OVERALL RECORD: 5-1

Home: 3-1 • Away: 2-0

| | | |
|---|---------------------|---------------|
| — | Bethel (Ky.) |W, 38-21 |
| — | Vanderbilt Training |W, 40-8 |
| — | at Middle Tennessee |W, 33-19 |
| — | Middle Tennessee |L, 19-30 |
| — | Eastern Kentucky |W, 26-21 |
| — | at Eastern Kentucky |W, 22-18 |

1915-16

OVERALL RECORD: 2-1

Home: 1-1 • Away: 1-0

no record — 6 games

| | | |
|-------|------------------|---------------|
| 12/16 | at Bethel (Ky.) |W |
| 01/17 | Bethel (Ky.) |W |
| 01/27 | Castle Heights |L, 27-37 |
| 02/04 | Middle Tennessee |— |
| 02/05 | Middle Tennessee |— |
| 02/10 | Cumberland (Ky.) |— |
| 02/11 | Castle Heights |— |
| 02/23 | Eastern Kentucky |— |
| 02/24 | Eastern Kentucky |— |

1916-17 — 1920-21

No Team — World War I

L.T. SMITH ERA 1921-22 (1 SEASON) 3-1 (.750)

1921-22

OVERALL RECORD: 3-1

Home: 1-0 • Away: 2-1

no record: 9 games

| | | |
|-------|-----------------------|---------------|
| 01/13 | Southern Presbyterian |W, 28-25 |
| 01/23 | Peabody |— |
| 01/27 | Bryson |— |
| 02/04 | at Eastern Kentucky |— |
| 02/05 | at Kentucky Wesleyan |L, 27-40 |
| 02/10 | Tennessee Tech |— |
| 02/11 | Cumberland (Ky.) |— |
| 02/23 | Eastern Kentucky |— |
| 02/25 | at St. Mary's |W |
| 03/02 | at Peabody |— |
| 03/03 | at Bryson |— |
| 03/04 | at Cumberland (Ky.) |— |
| 03/10 | at Tennessee Tech |W |

E.A. DIDDLE ERA 1923-64 (42 SEASONS) 759-302 (.715)

24 CONFERENCE CHAMPIONSHIPS
11 POSTSEASON APPEARANCES
18 20-WIN SEASONS

1922-23

OVERALL RECORD: 12-2

Home: 8-0 • Away: 4-2

| | | |
|-------|--------------------------|---------------|
| 01/10 | Adairville (Ind.) |W, 103-7 |
| 01/13 | Cumberland (Ky.) |W, 32-20 |
| 01/17 | at Centre |L, 20-26 |
| 01/20 | Berea |W, 23-18 |
| 01/22 | Union (Ky.) |W, 25-22 |
| 01/25 | at Vanderbilt B. |W, 18-10 |
| 01/26 | at Cumberland (Ky.) |L, 16-24 |
| 01/27 | at Southern Presbyterian |W, 33-31 |
| 02/07 | Bethel (Tenn.) |W, 43-17 |
| 02/18 | Tennessee Tech |W, 33-8 |
| 02/21 | Vanderbilt B. |W, 33-13 |

| | | |
|-------|---------------------|---------------|
| 02/22 | at Eastern Kentucky |W, 29-17 |
| 02/22 | at Union (Tenn.) |W, 23-18 |
| 03/03 | Eastern Kentucky |W, 33-17 |

Leading Scorer

W.B. Owen — no stats available

1923-24

OVERALL RECORD: 9-9

Home: 8-4 • Away: 1-5

Captain: W.B. Owen

| | | |
|-------|----------------------|---------------|
| 01/12 | Horse Cave (Ind.) |W, 54-28 |
| 01/16 | at Georgetown (Ky.) |L, 22-33 |
| 01/18 | at Peabody |W, 36-16 |
| 01/23 | at Middle Tennessee |L, 19-34 |
| 01/28 | Berea |L, 21-34 |
| 01/30 | Union (Ky.) |W, 32-21 |
| 02/01 | Middle Tennessee |W, 29-24 |
| 02/02 | Morton-Elliott |W, 45-12 |
| 02/05 | at Bethel (Ky.) |L, 20-33 |
| 02/08 | at Eastern Kentucky |L, 13-45 |
| 02/09 | at Berea |L, 19-28 |
| 02/13 | Bryson |W, 54-18 |
| 02/14 | Centre |W, 29-28 |
| 02/20 | Cumberland (Ky.) |W, 33-21 |
| 02/21 | Bethel (Ky.) |W, 19-17 |
| 02/23 | Peabody |L, 12-57 |
| 02/29 | Michigan City (Ind.) |L, 29-33 |
| 03/01 | Eastern Kentucky |L, 27-33 |

Leading Scorer

Harry "Pap" Glenn — no stats available

1924-25

OVERALL RECORD: 8-6

Home: 5-4 • Away: 3-2

Captain: Harry "Pap" Glenn

| | | |
|-------|---------------------|---------------|
| 01/10 | TNG Air Squadron |W, 63-23 |
| 01/14 | Kentucky Wesleyan |L, 16-20 |
| 01/15 | Middle Tennessee |L, 23-43 |
| 01/17 | Southern YMCA |W, 26-19 |
| 01/19 | at Eastern Kentucky |W, 30-19 |
| 01/20 | at Centre |W, 34-32 |
| 01/30 | Bethel (Ky.) |W, 26-15 |
| 01/31 | Peabody |L, 13-16 |
| 02/12 | at Bethel (Ky.) |W, 26-15 |
| 02/14 | Detroit |L, 23-25 |
| 02/14 | at Southern YMCA |L, 24-37 |
| 02/14 | at Middle Tennessee |L, 36-37 |
| 02/24 | Centre |W, 23-11 |
| 02/27 | Eastern Kentucky |W, 37-17 |

Leading Scorer

Harry "Pap" Glenn — no stats available

1925-26

OVERALL RECORD: 10-4

Home: 6-1 • Away: 3-3 • Neutral: 1-0

Captain: Harry "Pap" Glenn

| | | |
|-------|--------------------------|---------------|
| 01/08 | Union (Ky.) |W, 26-21 |
| 01/14 | Burks Terrors |W, 33-31 |
| 01/16 | Bethel (Ky.) |W, 45-15 |
| 01/20 | at Louisville |L, 27-28 |
| 01/21 | at Kentucky Wesleyan |L, 17-30 |
| 01/29 | Centre |L, 18-22 |
| 01/30 | Kentucky Wesleyan |W, 38-21 |
| 02/02 | at Centre |W, 54-19 |
| 02/03 | at Transylvania |W, 31-24 |
| 02/15 | at Bethel (Ky.) |W, 59-22 |
| 02/17 | Louisville |W, 31-28 |
| 02/19 | Vanderbilt |W, 34-29 |
| 02/24 | (1) vs. Louisville |W, 40-32 |
| 02/25 | (1) at Kentucky Wesleyan |L, 16-19 |

(1) KIAC Tournament; Winchester, Ky.

Leading Scorer

Ted Hornback — 9.0 ppg

1926-27

OVERALL RECORD: 12-7

Home: 1-3 • Away: 9-2 • Neutral: 2-2

Captain: Ted Hornback

| | | |
|-------|--------------------------|---------------|
| 01/04 | at Bemis |W, 33-11 |
| 01/05 | at Bemis |L, 20-26 |
| 01/08 | Vanderbilt |L, 20-40 |
| 01/14 | Southern YMCA |W, 27-21 |
| 01/18 | at Vanderbilt |W, 26-25 |
| 01/22 | Eastern Kentucky |L, 29-38 |
| 01/25 | at Bethel (Ky.) |W, 30-21 |
| 01/29 | Evansville |L, 30-39 |
| 02/05 | at Eastern Kentucky |W, 29-23 |
| 02/07 | at Georgetown (Ky.) |W, 29-23 |
| 02/08 | at Kentucky Wesleyan |W, 43-28 |
| 02/10 | at Bethel (Ky.) |W, 39-27 |
| 02/16 | at Louisville |W, 46-25 |
| 02/26 | at Evansville |L, 11-31 |
| 02/27 | (1) vs. Centre |W, 33-20 |
| 02/28 | (1) at Kentucky Wesleyan |W, 43-24 |
| 02/28 | (1) vs. Georgetown (Ky.) |L, 27-38 |
| 03/02 | (2) vs. Newberry |W, 35-24 |
| 03/03 | (2) at The Citadel |L, 36-43 |

(1) KIAC Tournament; Winchester, Ky.

(2) SIAA Tournament; Charleston S.C.

Leading Scorer

Ted Hornback — no stats available

1927-28

OVERALL RECORD: 10-7

Home: 5-1 • Away: 4-4 • Neutral: 1-2

Captain: Arnold Winkenhofer

| | | |
|-------|------------------------|---------------|
| 01/08 | at Bethel (Ky.) |L, 27-29 |
| 01/21 | Berea |W, 45-21 |
| 01/25 | at Centre |L, 27-31 |
| 01/27 | Bethel (Ky.) |W, 29-27 |
| 01/30 | Burks Terrors |L, 30-42 |
| 02/03 | at Eastern Kentucky |W, 44-12 |
| 02/04 | at Berea |W, 32-24 |
| 02/06 | Georgetown (Ky.) |W, 29-28 |
| 02/07 | at Union (Tenn.) |W, 35-31 |
| 02/08 | at Union (Tenn.) |W, 35-32 |
| 02/09 | at Southwestern |L, 29-40 |
| 02/11 | Eastern Kentucky |W, 55-12 |
| 02/14 | at Louisville |L, 17-37 |
| 02/18 | Kentucky Wesleyan |W, 34-10 |
| 02/23 | (1) vs. Berea |W, 38-22 |
| 02/24 | (1) vs. Louisville |L, 29-35 |
| 03/01 | (2) vs. Louisiana Tech |L, 33-40 |

(1) KIAC Tournament; Winchester, Ky.

(2) SIAA Tournament; Chattanooga, Tenn.

Leading Scorer

Ted Hornback — no stats available

1928-29

OVERALL RECORD: 8-10

Home: 5-6 • Away: 2-4 • Neutral: 1-0

Captain: Leslie Ellis

| | | |
|-------|--------------------------|---------------|
| 01/05 | Pan-American |W, 24-22 |
| 01/08 | Georgetown (Ky.) |L, 18-22 |
| 01/11 | Eastern Kentucky |W, 24-15 |
| 01/14 | Chattanooga |L, 17-41 |
| 01/16 | at Middle Tennessee |L, 28-36 |
| 01/19 | Berea |L, 27-34 |
| 01/21 | Burks Terrors |L, 23-36 |
| 01/25 | Kentucky Wesleyan |L, 15-26 |
| 01/29 | at Bethel (Ky.) |W, 26-13 |
| 01/31 | at Georgetown (Ky.) |L, 14-42 |
| 02/01 | at Kentucky Wesleyan |W, 24-19 |
| 02/02 | at Eastern Kentucky |L, 17-21 |
| 02/05 | Middle Tennessee |L, 25-28 |
| 02/08 | Bethel (Ky.) |W, 26-18 |
| 02/18 | Union (Tenn.) |W, 39-31 |
| 02/18 | Union (Tenn.) |W, 34-30 |
| 02/21 | (1) vs. Georgetown (Ky.) |W, 27-22 |

02/22 (1) vs. Ky. WesleyanL, 21-24
 (1) *KIAC Tournament; Winchester, Ky.*
Leading Scorer
 Ted Hornback — no stats available

1929-30

OVERALL RECORD: 4-12

Home: 2-5 • Away: 1-6 • Neutral: 1-1
 Captain: Ed Stansbury

01/11 at VanderbiltL, 17-37
 01/14 Georgetown (Ky.)L, 29-30
 01/15 Georgetown (Ky.)L, 18-19
 01/17 Kentucky WesleyanL, 21-47
 01/18 Kentucky WesleyanL, 26-27
 01/25 Eastern KentuckyL, 26-30
 01/27 at BereaL, 40-42
 01/28 at CentreL, 27-38
 01/29 at Eastern KentuckyL, 21-46
 01/31 Kentucky WesleyanW, 29-28
 02/04 at Middle TennesseeL, 33-35
 02/06 at Georgetown (Ky.)L, 21-30
 02/07 at TransylvaniaW, 38-31
 02/15 CentreW, 36-28
 02/20 (1) vs. BereaW, 39-38
 02/21 (1) vs. Georgetown (Ky.)L, 23-34
 (1) *KIAC Tournament; Winchester, Ky.*

Leading Scorer

Turner Elrod — no stats available

1930-31

OVERALL RECORD: 11-3

Home: 8-0 • Away: 1-1 • Neutral: 2-2
 Captain: Turner Elrod

01/10 Kentucky WesleyanW, 37-26
 01/14 ChattanoogaW, 39-17
 01/20 at Middle TennesseeW, 43-29
 01/23 Eastern KentuckyW, 49-25
 01/24 Eastern KentuckyW, 47-34
 01/30 BereaW, 51-44
 02/06 Middle TennesseeW, 52-40
 02/09 (1) Georgetown (Ky.)W, 41-24
 02/10 Georgetown (Ky.)W, 49-24
 02/14 at Eastern KentuckyL, 22-30
 02/19 (2) vs. CentreW, 37-35
 02/20 (2) vs. BereaL, 22-24
 02/25 (3) vs. HowardW, 34-26
 02/26 (3) vs. Louisiana NormalL, 34-39
 (1) *First game played in WKU's new P.E. Building — home of the Hilltoppers*
 (2) *KIAC Tournament; Winchester, Ky.*
 (3) *SIAA Tournament; Jackson, Miss.*

Leading Scorer

Orlie Lawrence — no stats available

1931-32

OVERALL RECORD: 15-8

Home: 6-3 • Away: 6-4 • Neutral: 3-1
KIAC Champion
 Captain: Orlie Lawrence

12/17 Russellville Ind.W, 33-27
 01/08 Union (Tenn.)W, 39-16
 01/12 at LouisvilleL, 13-27
 01/15 at Eastern KentuckyL, 23-49
 01/16 at Eastern KentuckyW, 26-23
 01/18 at BereaW, 26-23
 01/20 ChattanoogaW, 19-17
 01/22 Middle TennesseeL, 23-32
 01/25 at Murray StateL, 24-26
 01/28 at Birmingham SouthernW, 37-25
 01/30 at Mississippi CollegeL, 33-37
 02/01 Murray StateL, 26-38
 02/02 Murray StateL, 21-34
 02/04 at TransylvaniaW, 26-20
 02/11 TransylvaniaW, 24-21
 02/13 Eastern KentuckyW, 47-21

02/16 at Middle TennesseeW, 28-26
 02/20 LouisvilleW, 37-14
 02/25 (1) vs. TransylvaniaW, 37-25
 02/26 (1) vs. Ky. WesleyanW, 29-25
 02/27 (1) vs. Eastern KentuckyW, 36-27
 03/01 (2) vs. Louisiana CollegeW, 53-29
 03/02 (2) vs. Murray StateL, 27-40
 (1) *KIAC Tournament; Winchester, Ky.*
 (2) *SIAA Tournament; Jackson, Miss.*

Leading Scorer

Tom Hobbs — no stats available

1932-33

OVERALL RECORD: 16-6

Home: 7-1 • Away: 4-4 • Neutral: 5-1
KIAC Champion
 Captain: Wendell Johnson

01/07 Union (Tenn.)W, 31-25
 01/11 at Middle TennesseeW, 43-29
 01/12 at Tennessee TechL, 32-35
 01/13 Eastern KentuckyW, 27-19
 01/18 Tennessee TechW, 34-31
 01/20 at Murray StateW, 35-28
 01/21 at Murray StateL, 20-42
 01/27 Middle TennesseeW, 43-29
 01/28 at ChattanoogaL, 32-37
 01/31 at LouisvilleW, 39-31
 02/02 at Eastern KentuckyW, 31-24
 02/04 at EvansvilleL, 30-36
 02/08 LouisvilleW, 39-28
 02/10 EvansvilleW, 38-34
 02/11 BereaW, 38-28
 02/18 Murray StateL, 37-54
 02/22 (1) vs. Georgetown (Ky.)W, 31-23
 02/23 (1) vs. TransylvaniaW, 43-23
 02/24 (1) vs. BereaW, 22-15
 02/25 (1) vs. Murray StateW, 30-17
 03/01 (2) vs. ErskineW, 45-35
 03/02 (2) vs. CentenaryL, 31-40
 (1) *KIAC Tournament; Winchester, Ky.*
 (2) *SIAA Tournament; Jackson, Miss.*

Leading Scorer

Tom Hobbs — no stats available

1933-34

OVERALL RECORD: 28-8

Home: 7-1 • Away: 14-6 • Neutral: 7-1
KIAC Champion / SIAA Champion
 Captain: Tom Hobbs

12/16 at Castern-KnottW, 41-28
 12/19 at Edentide ACW, 31-27
 12/20 (1) vs. Catholic Cm. Ctr.L, 30-32
 12/21 at YMHA (Louisville)W, 57-32
 12/28 at YMHA (Birmingham)W, 39-15
 01/02 at West TennesseeW, 28-16
 01/03 at Louisiana TechL, 38-45
 01/04 at Louisiana CollegeW, 38-20
 01/05 at SW LouisianaW, 34-31
 01/06 at Louisiana NormalW, 33-29
 01/08 at Birmingham SouthernW, 44-30
 01/09 at HowardW, 32-10
 01/11 EvansvilleL, 26-30
 01/13 Eastern KentuckyW, 30-16
 01/15 at BereaL, 30-33
 01/16 at Union (Ky.)L, 27-29
 01/17 Middle TennesseeW, 41-32
 01/18 at EvansvilleL, 17-33
 01/23 at Murray StateW, 25-20
 01/25 West TennesseeW, 46-32
 01/27 Tennessee TechW, 36-21
 01/29 at Middle TennesseeW, 52-29
 01/31 LouisvilleW, 43-34
 02/06 Murray StateW, 30-24
 02/09 at Eastern KentuckyL, 13-32
 02/13 HowardW, 28-21

02/16 at LouisvilleL, 25-30
 02/17 at Tennessee TechW, 30-22
 02/22 (2) vs. Eastern KentuckyW, 30-19
 02/23 (2) vs. Morehead StateW, 32-30
 02/24 (2) vs. Ky. WesleyanW, 46-17
 02/25 (2) at LouisvilleW, 13-12
 03/03 (3) vs. LouisvilleW, 31-27
 03/04 (3) vs. Louisiana NormalW, 43-41
 03/05 (3) vs. ErskineW, 32-25
 03/06 (3) vs. BereaW, 42-40
 (1) *at New Albany, Ind.*
 (2) *KIAC Tournament; Louisville, Ky.*
 (3) *SIAA Tournament; Jackson, Miss.*

Leading Scorer

Tom Hobbs — no stats available

1934-35

OVERALL RECORD: 24-3

Home: 15-1 • Away: 6-1 • Neutral: 3-1
KIAC Champion
 Captain: Bernard "Peck" Hickman

12/29 at EvansvilleL, 33-35
 01/04 CincinnatiL, 25-26
 01/05 LouisvilleW, 41-25
 01/07 HowardW, 36-17
 01/12 Murray StateW, 32-29
 01/15 Union (Tenn.)W, 33-25
 01/18 BereaW, 41-33
 01/21 EvansvilleW, 38-36
 01/26 Eastern KentuckyW, 49-25
 01/28 Mississippi CollegeW, 51-37
 01/30 at Middle TennesseeW, 35-25
 02/05 Tennessee TechW, 38-28
 02/07 at CentreW, 42-35
 02/08 at Eastern KentuckyW, 42-35
 02/09 at LouisvilleW, 35-19
 02/12 at Murray StateW, 44-24
 02/14 at Tennessee TechW, 33-24
 02/16 Middle TennesseeW, 55-29
 02/19 CentreW, 39-15
 02/21 (1) BereaW, 40-19
 02/22 (1) Georgetown (Ky.)W, 37-10
 02/23 (1) Morehead StateW, 12-4
 02/23 (1) Murray StateW, 23-20
 03/01 (2) vs. CharlestonW, 48-18
 03/02 (2) vs. Mississippi CollegeW, 46-18
 03/04 (2) vs. CentenaryW, 23-17
 03/05 (2) at MillsapsL, 29-31
 (1) *KIAC Tournament; Bowling Green, Ky.*
 (2) *SIAA Tournament; Jackson, Miss.*

Leading Scorer

Brad Mutchler — 9.6 ppg

1935-36

OVERALL RECORD: 26-4

Home: 11-0 • Away: 13-1 • Neutral: 2-3
KIAC Champion
 Captain: Brad Muchler

01/06 at David LipscombW, 50-40
 01/07 at Alabama St. TeachersW, 45-41
 01/08 at So. Georgia TeachersW, 44-26
 01/09 at TampaW, 40-19
 01/10 at StetsonW, 24-20
 01/11 at StetsonW, 25-24
 01/15 at Murray StateL, 15-31
 01/17 Union (Ky.)W, 44-32
 01/18 at LouisvilleW, 31-25
 01/25 Eastern KentuckyW, 46-30
 01/28 Middle TennesseeW, 36-14
 01/30 at CentreW, 38-31
 01/31 at Eastern KentuckyW, 61-23
 02/01 at Union (Ky.)W, 52-35
 02/07 LouisvilleW, 34-25
 02/08 at Tennessee TechW, 42-25
 02/10 at BereaW, 40-23

YEAR-BY-YEAR RESULTS

| | | |
|-------|------------------------|---------------|
| 02/13 | Louisiana College |W, 31-21 |
| 02/15 | Murray State |W, 29-23 |
| 02/18 | at Middle Tennessee |W, 47-27 |
| 02/22 | Centre |W, 36-28 |
| 02/24 | Tennessee Tech |W, 48-21 |
| 02/28 | (1) Murray State |W, 55-31 |
| 02/29 | (1) Morehead State |W, 74-36 |
| 02/29 | (1) Eastern Kentucky |W, 34-22 |
| 03/07 | (2) vs. Stetson |W, 50-36 |
| 03/09 | (2) vs. Louisiana Tech |W, 60-41 |
| 03/10 | (2) vs. Murray State |L, 26-28 |
| 03/26 | (3) vs. Arkansas |L, 36-43 |
| 03/27 | (3) vs. Arkansas |L, 30-38 |

(1) *KIAC Tournament; Bowling Green, Ky.*
 (2) *SIAA Tournament; Jackson, Miss.*
 (3) *National Olympic Playoff, Little Rock, Ark.*
(first telephone transmission of away play-by-play to Western Campus)

Leading Scorer

Brad Mutchler — no stats available

1936-37

OVERALL RECORD: 21-2

Home: 9-1 • Away: 9-1 • Neutral: 3-0

KIAC Champion / SIAA Champion

Captain: Max Reed

Alt. Captain: Carl Lamar

| | | |
|-------|-------------------------|--------------------|
| 01/08 | at Howard |W, 39-23 |
| 01/09 | at Sewanee |W, 48-22 |
| 01/11 | at Berea |W, 40-25 |
| 01/15 | at Middle Tennessee |W, 48-28 |
| 01/16 | Louisville |L, 25-33 |
| 01/20 | Middle Tennessee |W, 48-32 |
| 01/23 | at Murray State |(ppd — flood) |
| 01/25 | Vanderbilt |W, 40-27 |
| 01/29 | at Eastern Kentucky |(ppd — flood) |
| 01/30 | at Centre |(ppd — flood) |
| 02/02 | at Vanderbilt |W, 35-15 |
| 02/04 | at Tennessee Tech |W, 32-24 |
| 02/06 | Murray State |W, 46-25 |
| 02/11 | at Murray State |L, 26-31 |
| 02/13 | Berea |W, 50-39 |
| 02/16 | Tennessee Tech |W, 30-20 |
| 02/18 | at Union (Ky.) |W, 43-31 |
| 02/19 | at Eastern Kentucky |W, 25-22 |
| 02/20 | Centre |W, 38-25 |
| 02/25 | (1) at Eastern Kentucky |W, 38-25 |
| 02/26 | (1) vs. Ky. Wesleyan |W, 51-26 |
| 02/27 | (1) vs. Transylvania |W, 53-36 |
| 02/27 | (1) vs. Murray State |W, 30-18 |
| 03/9 | (2) Miss. College |W, 60-25 |
| 03/10 | (2) Union (Tenn.) |W, 40-33 |
| 03/10 | (2) Murray State |W, 37-32 |

(1) *KIAC Tournament; Richmond, Ky.*
 (2) *SIAA Tournament; Bowling Green, Ky.*

Leading Scorer

Harry Saddler — 14.3 ppg

1937-38

OVERALL RECORD: 30-3

Home: 13-1 • Away: 14-2 • Neutral: 3-0

KIAC Champion / SIAA Champion

Captain: William "Red" McCrocklin

| | | |
|-------|-----------------------|---------------|
| 12/09 | at McKendree |W, 51-33 |
| 12/10 | at Bradley |L, 33-39 |
| 12/11 | at Illinois College |W, 38-36 |
| 12/15 | McKendree |W, 37-28 |
| 12/16 | at New Albany CCC |W, 36-19 |
| 12/17 | at Edantide AC |W, 34-28 |
| 12/18 | Ft. Knox Ind |W, 38-32 |
| 12/20 | Beechmont AC |W, 60-48 |
| 01/03 | at Southeast Missouri |W, 27-25 |
| 01/08 | at Vanderbilt |W, 39-25 |
| 01/13 | at Tennessee Tech |W, 40-33 |
| 01/15 | Evansville |W, 44-30 |

| | | |
|-------|------------------------|---------------|
| 01/19 | at Louisville |W, 62-42 |
| 01/22 | Murray State |W, 29-26 |
| 01/24 | Vanderbilt |W, 38-18 |
| 01/28 | Eastern Kentucky |W, 51-34 |
| 02/01 | at Morehead State |W, 38-30 |
| 02/03 | Louisville |W, 53-32 |
| 02/05 | at Murray State |L, 18-30 |
| 02/08 | Tennessee Tech |W, 31-19 |
| 02/11 | Bradley |L, 24-32 |
| 02/12 | at Eastern Kentucky |W, 34-21 |
| 02/14 | at Berea |W, 53-23 |
| 02/16 | Morehead State |W, 42-25 |
| 02/17 | at Evansville |W, 52-42 |
| 02/18 | Cumberland (Ky.) |W, 49-36 |
| 02/25 | (1) vs. Union (Ky.) |W, 28-22 |
| 02/26 | (1) vs. Morehead State |W, 46-25 |
| 02/26 | (1) vs. Murray State |W, 35-23 |
| 03/03 | (2) Louisiana Normal |W, 45-30 |
| 03/04 | (2) Union (Ky.) |W, 49-28 |
| 03/05 | (2) Delta State |W, 59-40 |
| 03/05 | (2) Murray State |W, 44-39 |

(1) *KIAC Tournament; Richmond, Ky.*
 (2) *SIAA Tournament; Bowling Green, Ky.*

Leading Scorer

Harry Saddler — 11.8 ppg

1938-39

OVERALL RECORD: 22-3

Home: 12-2 • Away: 7-1 • Neutral: 3-0

KIAC Champion / SIAA Champion

Captain: Harry Saddler

| | | |
|-------|-------------------------|---------------|
| 01/07 | Transylvania |W, 48-30 |
| 01/10 | at Evansville |L, 48-49 |
| 01/12 | Tennessee Tech |W, 40-24 |
| 01/14 | at Murray State |W, 38-36 |
| 01/16 | Eastern Kentucky |W, 42-29 |
| 01/17 | at Louisville |W, 50-36 |
| 01/20 | Delta State |W, 61-43 |
| 01/27 | at Middle Tennessee |W, 67-31 |
| 01/28 | at Eastern Kentucky |W, 49-37 |
| 01/30 | Millsaps |W, 45-19 |
| 02/04 | Murray State |W, 46-36 |
| 02/06 | at Vanderbilt |W, 51-31 |
| 02/07 | Evansville |L, 46-48 |
| 02/11 | Louisville |W, 57-30 |
| 02/14 | Middle Tennessee |W, 66-29 |
| 02/16 | Berea |W, 55-27 |
| 02/17 | Vanderbilt |L, 49-53 |
| 02/18 | at Tennessee Tech |W, 42-35 |
| 02/23 | (1) at Eastern Kentucky |W, 50-26 |
| 02/24 | (1) vs. Louisville |W, 47-28 |
| 02/25 | (1) vs. Transylvania |W, 53-40 |
| 02/25 | (1) vs. Morehead State |W, 37-33 |
| 03/03 | (2) Presbyterian |W, 51-27 |
| 03/04 | (2) Louisiana Normal |W, 44-33 |
| 03/04 | (2) Jacksonville State |W, 56-43 |

(1) *KIAC Tournament; Richmond, Ky.*
 (2) *SIAA Tournament; Bowling Green, Ky.*

Leading Scorers

Harry Saddler — 15.9 ppg

Carlyle Towery — 10.6 ppg

1939-40

OVERALL RECORD: 24-6

Home: 12-1 • Away: 9-4 • Neutral: 3-1

KIAC Champion / SIAA Champion

NCAA Tournament

Captain: Herb Ball

| | | |
|-------|-----------------------|---------------|
| 12/09 | Culver-Stockton |W, 47-35 |
| 12/15 | at Bradley |L, 38-39 |
| 12/16 | at St. Ambrose |W, 40-32 |
| 12/18 | at Southern Illinois |L, 32-38 |
| 12/19 | at Southeast Missouri |W, 39-33 |
| 12/22 | at Washington & Lee |L, 34-44 |
| 01/02 | Xavier |W, 40-39 |

| | | |
|-------|--------------------------|---------------|
| 01/06 | at Cumberland (Ky.) |W, 40-30 |
| 01/08 | Evansville |W, 52-45 |
| 01/12 | at Tennessee Tech |W, 41-29 |
| 01/13 | at Middle Tennessee |W, 60-26 |
| 01/17 | at Louisville |W, 55-40 |
| 01/20 | Murray State |W, 39-30 |
| 01/27 | Eastern Kentucky |L, 32-45 |
| 01/29 | Morehead State |W, 44-34 |
| 02/02 | at Eastern Kentucky |W, 53-33 |
| 02/03 | at Berea |W, 46-28 |
| 02/06 | Tennessee Tech |W, 38-28 |
| 02/09 | Louisville |W, 54-40 |
| 02/10 | at Murray State |L, 30-36 |
| 02/13 | at Evansville |W, 55-36 |
| 02/16 | Vanderbilt |W, 36-25 |
| 02/17 | Middle Tennessee |W, 76-41 |
| 02/23 | (1) vs. Union (Ky.) |W, 44-39 |
| 02/24 | (1) vs. Georgetown (Ky.) |W, 45-39 |
| 02/24 | (1) vs. Morehead State |W, 36-33 |
| 03/01 | (2) Wofford |W, 55-21 |
| 03/02 | (2) Murray State |W, 25-23 |
| 03/02 | (2) Louisiana Normal |W, 39-33 |
| 03/23 | (3) Duquesne |L, 29-30 |

(1) *KIAC Tournament; Richmond, Ky.*
 (2) *SIAA Tournament; Bowling Green, Ky.*
 (3) *NCAA Tournament; Indianapolis, Ind.*

Leading Scorer

Carlyle Towery — 13.8 ppg

1940-41

OVERALL RECORD: 22-4

Home: 13-1 • Away: 6-2 • Neutral: 3-1

SIAA Champion

Captain: Alec Downing

| | | |
|-------|---------------------------|---------------|
| 12/07 | (1) vs. Southern Illinois |W, 44-33 |
| 12/13 | Southeast Missouri |W, 42-23 |
| 12/20 | (2) vs. Washington & Lee |W, 26-22 |
| 01/02 | Ohio |W, 57-41 |
| 01/08 | at Tennessee Tech |W, 42-16 |
| 01/11 | Cumberland (Ky.) |W, 52-25 |
| 01/13 | Eastern Kentucky |W, 61-27 |
| 01/17 | Louisville |W, 50-24 |
| 01/18 | at Murray State |W, 38-34 |
| 01/20 | at Indiana State |L, 26-30 |
| 01/22 | Mississippi State |W, 63-47 |
| 01/24 | at Evansville |W, 56-52 |
| 01/25 | at Middle Tennessee |W, 60-33 |
| 02/01 | at Eastern Kentucky |W, 59-40 |
| 02/04 | Tennessee Tech |W, 51-31 |
| 02/08 | Murray State |L, 34-38 |
| 02/12 | Duquesne |L, 33-46 |
| 02/17 | Indiana State |W, 30-22 |
| 02/20 | Evansville |W, 60-43 |
| 02/22 | at Xavier |W, 41-36 |
| 02/24 | Middle Tennessee |W, 59-38 |
| 02/28 | (3) vs. Berea |W, 53-33 |
| 03/01 | (3) vs. Murray State |L, 32-41 |
| 03/06 | (4) Delta State |W, 49-48 |
| 03/07 | (4) Louisiana Normal |W, 67-46 |
| 03/08 | (4) Murray State |W, 45-41 |

(1) *at Madisonville, Ky.*
 (2) *at Louisville, Ky.*
 (3) *KIAC Tournament; Richmond, Ky.*
 (4) *SIAA Tournament; Bowling Green, Ky.*

Leading Scorer

Carlyle Towery — 17.0 ppg

1941-42

OVERALL RECORD: 29-5

Home: 14-0 • Away: 7-3 • Neutral: 8-2

KIAC Champion / SIAA Champion

NIT — Runner-Up

Captain: Howard "Tip" Downing

| | | |
|-------|----------------|---------------|
| 12/06 | Camp Shelby |W, 52-18 |
| 12/08 | at Austin Peay |W, 42-34 |

12/13 WichitaW, 36-9
 12/15 (1) vs. Georgetown (Ky.).....W, 48-38
 12/18 at Southeast MissouriW, 47-36
 12/19 at Southern IllinoisW, 48-37
 12/29 Washington & Lee.....W, 52-24
 01/03 (2) vs. Illinois WesleyanW, 60-41
 01/05 (3) vs. Grate Lakes TrngL, 37-64
 01/07 Austin Peay.....W, 46-34
 01/10 Evansville.....W, 69-48
 01/17 Murray StateW, 29-27
 01/21 Tennessee Tech.....W, 32-31
 01/23 at Morehead StateL, 49-56
 01/31 Eastern Kentucky.....W, 45-31
 02/03 at Indiana StateW, 41-35
 02/05 at Tennessee TechL, 34-45
 02/07 at Murray StateL, 37-43
 02/09 Morehead StateW, 64-31
 02/11 at LouisvilleW, 62-39
 02/14 at Eastern Kentucky.....W, 43-40
 02/16 Indiana State.....W, 53-48
 02/19 at Evansville.....W, 41-40
 02/21 Union (Ky.).....W, 59-50
 02/26 (4) vs. Murray StateW, 46-44
 02/27 (4) vs. Ky. WesleyanW, 49-41
 02/28 (4) vs. BereaW, 53-34
 03/01 (4) vs. Union (Ky.)W, 43-41
 03/06 (5) Tennessee Tech.....W, 61-35
 03/07 (5) Southwestern Louisiana.....W, 49-43
 03/08 (5) Delta State.....W, 49-37
 03/19 (6) vs. CCNY.....W, 49-46
 03/23 (6) vs. CreightonW, 49-38
 03/25 (6) vs. West VirginiaL, 45-47

(1) at Madisonville, Ky.
 (2) at Owensboro, Ky.
 (3) at Jeffersonville, Ky.
 (4) KIAC Tournament; Richmond, Ky.
 (5) SIAA Tournament; Bowling Green, Ky.
 (6) NIT; Madison Square Garden; New York, N.Y.

Leading Scorer

Wallace "Buck" Sydnor — 10.4 ppg

1942-43

OVERALL RECORD: 24-3

Home: 11-0 • Away: 10-2 • Neutral: 3-1

KIAC Champion

NIT

Captains: Dero Downing, Wallace "Buck" Sydnor
 12/04 Western CarolinaW, 64-35
 12/08 at Ft. Knox.....W, 54-26
 12/11 Southeast MissouriW, 50-33
 12/12 at Campbellsville.....W, 55-15
 12/12 at Lindsey WilsonW, 74-15
 12/18 at Southern IllinoisW, 57-30
 01/06 Ft. Knox.....W, 72-24
 01/09 at Eastern Kentucky.....W, 61-47
 01/13 Ft. Knox, Co E.....W, 86-30
 01/15 at Tennessee TechW, 60-24
 01/20 Murray StateW, 56-33
 01/23 Eastern Kentucky.....W, 62-38
 01/31 at St. BonaventureW, 65-32
 02/03 at CCNYW, 69-49
 02/06 at La SalleW, 52-44
 02/10 Campbellsville.....W, 86-24
 02/10 Berry Field.....W, 79-23
 02/13 at DePaulL, 40-44
 02/15 at EvansvilleW, 52-48
 02/17 at Murray StateL, 28-41
 02/20 Goldman Field.....W, 69-19
 02/23 Evansville.....W, 62-39
 02/26 (1) vs. BereaW, 54-37
 02/27 (1) vs. Murray StateW, 42-39
 02/27 (1) vs. Morehead StateW, 46-35
 03/22 (2) vs. FordhamL, 58-60

(1) KIAC Tournament; Richmond, Ky.

(2) NIT; Madison Square Garden; New York, N.Y.

Leading Scorer

Don "Duck" Ray — 11.6 ppg

1943-44

OVERALL RECORD: 13-9

Home: 9-1 • Away: 4-7 • Neutral: 0-1

Captain: Jim Huter

11/27 at 508th Air SquadronW, 50-25
 12/01 at Nashville Air CenterW, 35-33
 12/04 Ft. Knox Rep Tn.....W, 51-41
 12/11 Evansville.....W, 37-31
 12/16 at Nashville Air CenterL, 33-47
 12/25 (1) vs. Brooklyn.....L, 35-36
 12/28 at TempleL, 48-67
 01/01 at CanisiusL, 50-54
 01/08 Louisville.....W, 54-34
 01/11 718 Tank BattalionW, 73-15
 01/14 at Morehead StateL, 29-34
 01/15 at MarshallW, 39-36
 01/19 Ft. Knox.....W, 39-23
 01/22 at Murray StateW, 36-35
 01/26 Morehead StateW, 41-35
 01/29 at BereaL, 38-67
 02/05 Murray StateW, 47-38
 02/07 LouisvilleL, 31-37
 02/12 BereaL, 44-57
 02/17 MarshallW, 61-48
 02/19 at DePaulL, 35-56
 02/26 Tennessee Tech.....W, 61-24

(1) at Madison Square Garden; New York, N.Y.

Leading Scorer

Jim Huter — 10.3 ppg

1944-45

OVERALL RECORD: 17-10

Home: 10-2 • Away: 6-6 • Neutral: 1-2

11/18 20th Ferrying Group.....W, 47-25
 11/25 Camp AtterburyW, 38-19
 12/02 at Smyrna Air BaseL, 37-52
 12/09 Bowling Green State.....L, 51-52
 12/13 Southern Baptist SemW, 52-37
 12/20 220 Army Eng.W, 37-28
 12/25 (1) vs. Brooklyn.....W, 2-0
 12/27 at St. Joseph's (Pa.).....W, 81-48
 12/30 at Cornell.....L, 53-64
 01/01 at CanisiusW, 50-43
 01/06 Tennessee TechW, 41-31
 01/10 LouisvilleW, 44-41
 01/13 (2) vs. DePaulL, 37-65
 01/17 Murray StateW, 38-30
 01/20 BereaW, 57-33
 01/23 at Tennessee TechW, 41-31
 01/26 at Morehead StateL, 58-72
 01/27 at MarshallL, 41-68
 02/01 MarshallW, 67-45
 02/03 at EvansvilleL, 41-45
 02/05 Eastern Kentucky.....L, 36-44
 02/07 Evansville.....W, 48-36
 02/10 at Murray StateW, 37-33
 02/14 at LouisvilleL, 41-66
 02/17 at Eastern Kentucky.....W, 48-42
 02/20 Morehead StateW, 36-34
 02/24 (3) vs. DePaulL, 49-55

(1) at Madison Square Garden; New York, N.Y.

— forfeit

(2) at Louisville, Ky.

(3) at Chicago Stadium; Chicago, Ill.

Leading Scorer

Kenneth Sinkhorn — 9.8 ppg

1945-46

OVERALL RECORD: 15-19

Home: 7-5 • Away: 6-12 • Neutral: 2-2

11/09 at Smyrna Air BaseW, 48-41
 11/13 at 558th AAF BaseW, 52-51
 11/17 Southern Baptist SemW, 53-35
 11/19 10th InfantryW, 53-36
 11/23 (1) vs. Miami (Ohio)W, 31-25
 11/24 (1) vs. MarshallW, 51-45
 11/24 (1) vs. LouisvilleL, 45-51
 11/29 at Ft. Knox.....W, 64-53
 11/30 Memphis Naval Air Ctr.L, 40-44
 12/10 (2) vs. Southern IllinoisL, 48-53
 12/14 at MarshallL, 40-56
 12/15 at OhioL, 42-65
 12/17 at Wright Field.....L, 80-84
 12/18 at Miami (Ohio)W, 37-27
 01/05 Evansville.....L, 40-44
 01/09 at Tennessee TechW, 60-31
 01/12 DePaulL, 43-81
 01/15 Eastern Kentucky.....L, 35-45
 01/19 at Murray StateL, 27-55
 01/21 at Vanderbilt.....W, 42-29
 01/23 Vanderbilt.....W, 45-32
 01/26 Morehead StateW, 62-40
 01/28 MarshallW, 61-49
 01/30 Tennessee TechW, 60-27
 02/02 at LouisvilleL, 54-65
 02/06 at Evansville.....L, 42-53
 02/09 Murray StateW, 66-41
 02/13 LouisvilleL, 54-65
 02/16 at Eastern Kentucky.....L, 44-46
 02/18 at Morehead StateL, 49-53
 02/21 (3) at Louisville.....L, 43-50

(1) Ohio Valley Tournament; Jeffersonville, Ind.

(2) at Paducah, Ky.

(3) KIAC Tournament; Louisville, Ky.

Leading Scorers

Chalmers Embry (5-10, Jr., G) — 12.5 ppg

Maurice Hale — 10.2 ppg

1946-47

OVERALL RECORD: 25-4

Home: 14-0 • Away: 6-3 • Neutral: 5-1

KIAC Champion / SIAA Champion

12/07 at LouisvilleL, 52-60
 12/09 (1) vs. Southern IllinoisW, 62-48
 12/14 at Bowling Green StateL, 37-39
 12/31 Nebraska.....W, 74-56
 01/02 Bowling Green StateW, 62-43
 01/06 Brigham Young.....W, 62-44
 01/07 Brigham Young.....W, 59-40
 01/11 LouisvilleW, 77-34
 01/14 at Evansville.....W, 63-47
 01/15 Havana.....W, 83-55
 01/18 at CanisiusW, 52-50
 01/21 (1) at St. John's (N.Y.).....W, 61-54
 01/23 (2) at Georgetown (D.C.)L, 46-57
 01/25 at St. Joseph's (Pa.).....W, 56-50
 02/01 Murray StateW, 66-32
 02/04 Morehead StateW, 69-41
 02/05 Eastern Kentucky.....W, 81-47
 02/08 at Murray StateW, 54-47
 02/11 Evansville.....W, 58-23
 02/14 at Morehead StateW, 50-37
 02/15 at Eastern Kentucky.....L, 46-49
 03/01 HawaiiW, 87-37
 03/03 (3) vs. CentreW, 63-23
 03/04 (3) at Louisville.....W, 76-52
 03/05 (3) vs. Georgetown (Ky.)W, 56-38
 03/05 (3) vs. Eastern Kentucky.....W, 54-37
 03/06 (4) Northwest LouisianaW, 82-50
 03/07 (4) Delta StateW, 62-47
 03/08 (4) Miami (Fla.).....W, 55-46

(1) at Madison Square Garden; New York, N.Y.

YEAR-BY-YEAR RESULTS

(2) at Uline Arena; Washington, D.C.
 (3) K1AC Tournament; Louisville, Ky.
 (4) SIAA Tournament; Bowling Green, Ky.
Leading Scorers
 Odie Spears (6-4, Jr., F) — 13.9 ppg
 Don "Duck" Ray (6-5, Jr., F) — 12.6 ppg

1947-48

OVERALL RECORD: 28-2

Home: 11-0 • Away: 10-1 • Neutral: 7-1

K1AC Champion

NIT — 3rd place

12/02 Kentucky WesleyanW, 51-31
 12/05 (1) vs. CanterburyW, 82-34
 12/10 at EvansvilleW, 58-42
 12/13 Morehead StateW, 78-40
 12/15 at Ft. KnoxW, 101-68
 12/27 (1) vs. Utah StateW, 80-49
 12/29 at Bowling Green StateL, 64-75
 01/02 Georgetown (DC)W, 58-37
 01/05 EvansvilleW, 67-44
 01/10 MaryvilleW, 77-37
 01/14 at LouisvilleW, 71-44
 01/17 at CanisiusW, 74-52
 01/20 (2) vs. Long IslandW, 62-47
 01/24 at St. Joseph's (Pa.)W, 84-73
 01/29 Arkansas StateW, 76-37
 01/31 at Eastern KentuckyW, 49-42
 02/02 at Kentucky WesleyanW, 83-52
 02/04 Bowling Green StateW, 66-52
 02/07 at Murray StateW, 59-46
 02/10 North DakotaW, 62-47
 02/14 Murray StateW, 76-65
 02/17 LouisvilleW, 77-55
 02/19 at Morehead StateW, 43-40
 02/21 Eastern KentuckyW, 65-51
 02/26 (3) vs. BereaW, 87-51
 02/27 (3) vs. Eastern KentuckyW, 62-52
 02/28 (3) at LouisvilleW, 63-62
 03/12 (4) vs. La SalleW, 68-61
 03/15 (4) vs. Saint LouisL, 53-60
 03/17 (4) vs. DePaulW, 61-59
 (1) at Armory; Louisville, Ky.
 (2) at Madison Square Garden; New York, N.Y.
 (3) K1AC Tournament; Louisville, Ky.
 (4) NIT; Madison Square Garden; New York, N.Y.

Leading Scorers

Odie Spears (6-5, Sr., F) — 14.0 ppg
 John Oldham (6-2, Jr., F) — 11.2 ppg

1948-49

OVERALL RECORD: 25-4

Home: 10-1 • Away: 10-2 • Neutral: 5-1

OVC Champion

Conference Record: 8-2 (H: 4-1 • A: 4-1)

OVC Tournament Champion

NIT

Final Poll: AP — 5th

12/06 Kentucky WesleyanW, 62-51
 12/19 Emporia StateW, 61-34
 12/11 Bowling Green StateW, 60-51
 12/13 at Morehead State*W, 66-51
 12/15 at Eastern Kentucky*W, 56-53
 12/18 (1) vs. Washington & LeeW, 89-43
 12/27 at CanisiusW, 65-55
 12/30 (2) vs. Long IslandW, 83-58
 01/01 at St. Joseph's (Pa.)W, 86-69
 01/08 BereaW, 77-36
 01/10 Louisville*W, 56-44
 01/13 at Evansville*W, 72-66
 01/18 (3) AP Poll — 3rd
 01/18 Memphis StateW, 78-51
 01/21 at Miami (Fla.)W, 78-45
 01/22 at Miami (Fla.)W, 63-47

01/25 AP Poll — 4th
 01/29 Eastern Kentucky*L, 40-42
 01/31 at Kentucky WesleyanW, 80-74
 02/01 AP Poll — 6th
 02/02 at Louisville*L, 64-70
 02/05 Murray State*W, 61-47
 02/08 AP Poll — 6th
 02/08 Evansville*W, 71-47
 02/11 (4) vs. Baldwin-WallaceW, 67-58
 02/12 at #14 Bowling Green StateL, 58-72
 02/14 at Murray State*W, 73-54
 02/15 AP Poll — 7th
 02/17 Morehead State*W, 69-48
 02/19 East TennesseeW, 90-53
 02/22 AP Poll — 7th
 02/24 (5) vs. Tennessee TechW, 73-42
 02/26 (5) vs. Eastern KentuckyW, 70-54
 02/26 (5) at LouisvilleW, 74-68
 03/01 AP Poll — 6th
 03/08 AP Poll — 5th
 03/14 (6) vs. #7 BradleyL, 86-95
 (*) Ohio Valley Conference game
 (1) at Armory; Louisville, Ky.
 (2) at Madison Square Garden; New York, N.Y.
 (3) First AP Poll in history
 (4) at Cleveland (Ohio) Arena
 (5) OVC Tournament; Louisville, Ky.
 (6) NIT; Madison Square Garden; New York, N.Y.

Leading Scorers

Bob Lavoy (6-6, So., C) — 12.8 ppg
 John Oldham (6-2, Sr., F) — 11.0 ppg

1949-50

OVERALL RECORD: 25-6

Home: 11-0 • Away: 9-3 • Neutral: 5-3

OVC Champion

Conference Record: 8-0 (H: 4-0 • A: 4-0)

NIT

Final Poll: AP — 8th

12/03 at Morehead State*W, 58-47
 12/05 Kentucky WesleyanW, 89-45
 12/08 (1) vs. Bowling Green St.W, 78-57
 12/10 at XavierW, 59-57
 12/13 Georgetown (Ky.)W, 67-48
 12/17 at CincinnatiL, 54-55
 12/26 at CanisiusW, 74-61
 12/29 (2) vs. Long IslandL, 66-73
 01/02 at La SalleL, 69-80
 01/07 Eastern Kentucky*W, 86-61
 01/09 XavierW, 63-51
 01/10 AP Poll — 14th
 01/11 at LouisvilleL, 59-70
 01/14 at Murray State*W, 58-52
 01/16 #12 CincinnatiW, 84-59
 01/17 AP Poll — 17th
 01/18 at Evansville*W, 73-69
 01/21 at Eastern Kentucky*W, 69-51
 01/24 AP Poll — 17th
 01/27 at Miami (Fla.)W, 66-61
 01/28 at Miami (Fla.)W, 78-61
 01/30 at TampaW, 79-59
 01/31 AP Poll — 14th
 02/03 #15 LouisvilleW, 84-62
 02/07 AP Poll — 11th
 02/07 Morehead State*W, 77-65
 02/09 (3) vs. Bowling Green St.W, 103-87
 02/11 Murray State*W, 54-50
 02/14 AP Poll — 9th
 02/15 Miami (Fla.)W, 79-57
 02/16 Miami (Fla.)W, 83-47
 02/18 Evansville*W, 81-56
 02/21 AP Poll — 9th
 02/24 (4) vs. Tennessee TechW, 79-60
 02/25 (4) vs. Murray StateW, 58-54

02/25 (4) vs. Eastern KentuckyL, 50-62
 02/28 AP Poll — 7th
 03/07 AP Poll — 8th
 03/11 (5) vs. NiagaraW, 79-72
 03/13 (5) at #9 St. John's (N.Y.)L, 60-69
 (*) Ohio Valley Conference game
 (1) at Armory; Louisville, Ky.
 (2) at Madison Square Garden; New York, N.Y.
 (3) at Cleveland (Ohio) Arena
 (4) OVC Tournament; Louisville, Ky.
 (5) NIT; Madison Square Garden; New York, N.Y.

Leading Scorers

Bob Lavoy (6-7, Jr., C) — 21.7 ppg
 Jack Turner (6-3, So., F) — 11.2 ppg

1950-51

OVERALL RECORD: 19-10

Home: 12-0 • Away: 3-6 • Neutral: 4-4

OVC — 4th

Conference Record: 4-4 (H: 4-0 • A: 0-4)

11/30 Southeastern LouisianaW, 73-59
 12/05 Georgetown (Ky.)W, 93-44
 12/09 at CincinnatiL, 45-70
 12/12 West Texas StateW, 74-46
 12/14 TampaW, 103-70
 12/16 High PointW, 77-64
 12/18 at Morehead State*L, 63-70
 12/26 at #16 La SalleW, 73-63
 12/28 (1) vs. #4 Long IslandL, 70-77
 12/30 (2) vs. St. BonaventureL, 57-62
 01/08 XavierW, 79-62
 01/10 (3) vs. Evansville*W, 75-63
 01/13 Murray State*W, 65-56
 01/16 Miami (Fla.)W, 89-47
 01/18 at Evansville*L, 46-77
 01/20 (3) vs. Bowling Green St.W, 69-68
 01/26 at Miami (Fla.)W, 68-64
 01/27 at TampaW, 67-64
 02/03 at Eastern Kentucky*L, 70-84
 02/08 #11 CincinnatiW, 75-70
 02/10 at Murray State*L, 70-77
 02/14 Kentucky WesleyanW, 86-62
 02/17 Eastern Kentucky*W, 84-80
 02/19 Morehead State*W, 95-73
 02/24 (4) vs. Murray StateL, 77-78
 02/24 (4) vs. EvansvilleW, 72-71
 02/28 at XavierW, 64-67
 03/15 (5) vs. Bowling Green St.W, 78-77
 03/27 (6) at #11 BradleyL, 71-75
 (*) Ohio Valley Conference game
 (1) at Madison Square Garden; New York, N.Y.
 (2) at Memorial Auditorium; Buffalo, N.Y.
 (3) at Sportscenter; Owensboro, Ky.
 (4) OVC Tournament; Louisville, Ky.
 (5) at Toledo, Ohio
 (6) National Campus Tournament; Peoria, Ill.

Leading Scorers

Rip Gish (6-5, Sr., F) — 16.3 ppg
 Jack Turner (6-3, Jr., F) — 13.5 ppg
 Gene Rhodes (6-0, Jr., F) — 11.0 ppg

Leading Rebounder

Rip Gish (6-5, Sr., F) — 15.5 rpg

1951-52

OVERALL RECORD: 26-5

Home: 11-0 • Away: 10-2 • Neutral: 5-3

OVC Champion

Conference Record: 11-1 (H: 6-0 • A: 5-1)

OVC Tournament Champion

NIT

Final Poll: UPI — 16th

11/30 Southeastern LouisianaW, 77-57
 12/01 Tennessee Tech*W, 89-62
 12/06 at Evansville*W, 69-56

12/08 Bowling Green State.....W, 89-57
 12/10 at Morehead State*.....W, 65-54
 12/15 at Cincinnati.....W, 76-71
 12/17 Central Missouri.....W, 76-56
 12/18 AP Poll — 16th
 12/19 (1) vs. Xavier.....W, 92-82
 12/26 AP Poll — 11th
 12/29 (2) vs. St. Bonaventure.....L, 60-73
 01/01 at # 13 La Salle.....L, 58-67
 01/03 (3) vs. #11 Seton Hall.....L, 65-77
 01/12 at Murray State*.....W, 77-64
 01/16 at Tennessee Tech*.....W, 64-55
 01/19 Eastern Kentucky*.....W, 69-63
 01/25 at Miami (Fla.).....W, 102-74
 01/28 at Tampa.....W, 82-77
 01/30 Cincinnati.....W, 79-63
 02/02 Marshall*.....W, 76-65
 02/05 AP Poll — 20th
 02/05 at Morehead State*.....W, 80-72
 02/07 Tampa.....W, 79-70
 02/09 at Eastern Kentucky*.....L, 62-73
 02/12 at Marshall*.....W, 87-82
 02/16 Murray State*.....W, 97-63
 02/18 Evansville*.....W, 92-58
 02/21 (4) vs. Evansville.....W, 83-63
 02/22 (4) vs. Marshall.....W, 89-74
 02/23 (4) vs. Murray State.....W, 47-45
 02/26 AP Poll — 18th
 02/27 at Kentucky Wesleyan.....W, 94-68
 03/03 at Bowling Green State.....W, 82-75
 03/08 (5) vs. # 17 Louisville.....W, 62-59
 03/10 (5) vs. #15 St. Bonaventure.....L, 69-70

(*) *Ohio Valley Conference game*
 (1) at Armory; Louisville, Ky.
 (2) at Memorial Auditorium; Buffalo, N. Y.
 (3) at Madison Square Garden; New York, N. Y.
 (4) OVC Tournament; Louisville, Ky.
 (5) NIT; Madison Square Garden; New York, N. Y.

Leading Scorers

Tom Marshall (6-4, So., F) — 19.0 ppg
 Art Spoelstra (6-9, So., C) — 15.6 ppg
 Richard White (5-10, Jr., G) — 13.1 ppg
 Dan King (6-6, So., F) — 10.4 ppg
 Gene Rhodes (6-0, Sr., G) — 10.4 ppg

1952-53

OVERALL RECORD: 25-6

Home: 12-0 • Away: 8-3 • Neutral: 5-3

OVC — 2nd

Conference Record: 8-2 (H: 5-0 • A: 3-2)

OVC Tournament Champion

NIT

Final Polls: AP — 17th; UPI — 16th

11/29 at Kentucky Wesleyan.....W, 76-62
 12/02 at Middle Tennessee*.....W, 87-57
 12/08 Morehead State*.....W, 56-33
 12/13 at Morehead State*.....W, 79-66
 12/16 AP Poll — 11th
 12/16 at Cincinnati.....W, 77-76
 12/18 (1) vs. #4 Seton Hall.....L, 74-77
 12/20 at St. Joseph's (Pa.).....W, 88-83
 12/23 AP Poll — 10th
 12/29 (2) vs. # 20 Idaho.....L, 60-75
 12/30 AP Poll — 10th
 12/30 (2) vs. #8 Tulsa.....W, 79-70
 12/31 (2) vs. Penn State.....W, 91-78
 01/03 (3) vs. # 15 St. Bonaventure.....W, 94-63
 01/06 AP Poll — 10th
 01/08 Cincinnati.....W, 84-76
 01/10 Murray State*.....W, 62-57
 01/13 AP Poll — 10th
 01/13 Tennessee Tech*.....W, 99-61
 01/17 at Eastern Kentucky*.....L, 69-78
 01/20 AP Poll — 12th

01/22 at Miami (Fla.).....W, 98-56
 01/24 at Loyola (La.).....W, 84-75
 01/26 Tampa.....W, 117-58
 01/27 AP Poll — 9th
 01/31 Tampa.....W, 104-56
 02/02 Bowling Green State.....W, 71-60
 02/03 AP Poll — 8th
 02/04 Dayton.....W, 88-77
 02/07 #15 Eastern Kentucky*.....W, 86-76
 02/09 Loyola (La.).....W, 92-67
 02/10 AP Poll — 9th
 02/14 at Murray State*.....L, 67-77
 02/17 AP Poll — 9th
 02/17 Middle Tennessee*.....W, 95-57
 02/19 at Tennessee Tech*.....W, 74-61
 02/21 Kentucky Wesleyan.....W, 108-69
 02/23 at Bowling Green State.....L, 82-86
 02/24 AP Poll — 8th
 02/27 (4) vs. Morehead State.....W, 76-65
 02/28 (4) vs. # 20 Eastern Kentucky.....W, 70-60
 03/03 AP Poll — 9th
 03/10 AP Poll — 9th
 03/10 (5) #11 Duquesne.....L, 61-69
 03/24 AP Poll — 17th

(*) *Ohio Valley Conference game*
 (1) at Madison Square Garden; New York, N. Y.
 (2) at Louisville, Ky.
 (3) at All-College Tournament; Oklahoma City
 (4) OVC Tournament; Louisville, Ky.
 (5) NIT; at Madison Square Garden; New York, NY

Leading Scorers

Tom Marshall (6-4, Jr., F) — 18.5 ppg
 Art Spoelstra (6-9, Jr., C) — 16.5 ppg
 Dan King (6-6, Jr., F) — 13.8 ppg
 Richard White (5-10, Sr., G) — 12.1 ppg

1953-54

OVERALL RECORD: 29-3

Home: 12-0 • Away: 9-1 • Neutral: 8-2

OVC Champion

Conference Record: 9-1 (H: 5-0 • A: 4-1)

OVC Tournament Champion

NIT — 4th place

Final Polls: AP — 8th; UPI — 6th

11/25 at Belmont.....W, 108-75
 11/28 at Kentucky Wesleyan.....W, 86-74
 12/04 Gustavus Adolphus.....W, 90-73
 12/05 Southeastern Louisiana.....W, 84-60
 12/08 AP Poll — 11th
 12/08 at Middle Tennessee*.....W, 88-80
 12/12 Morehead State*.....W, 98-77
 12/15 AP Poll — 10th
 12/15 at Cincinnati.....W, 74-71
 12/17 (1) vs. St. Francis (N.Y.).....W, 78-55
 12/19 (2) vs. St. Bonaventure.....W, 82-76
 12/22 AP Poll — 6th
 12/28 (3) vs. Houston.....W, 91-61
 12/29 AP Poll — 7th
 12/29 (3) vs. Eastern Kentucky.....W, 81-78
 12/30 (3) at Louisville.....W, 89-71
 01/05 AP Poll — 5th
 01/05 Middle Tennessee*.....W, 98-67
 01/09 at Murray State*.....W, 57-43
 01/12 AP Poll — 5th
 01/13 at #17 Dayton.....W, 79-75 (3ot)
 01/16 Eastern Kentucky*.....W, 122-78
 01/19 AP Poll — 4th
 01/20 at Tennessee Tech*.....W, 62-51
 01/23 Memphis State.....W, 63-53
 01/26 AP Poll — 4th
 01/29 Regis.....W, 87-72
 02/01 (4) vs. Bowling Green St.....W, 94-82
 02/02 AP Poll — 4th
 02/04 Stetson.....W, 81-63

02/06 at Eastern Kentucky*.....L, 54-63
 02/08 at Morehead State*.....W, 88-75
 02/09 AP Poll — 5th
 02/13 Murray State*.....W, 104-68
 02/15 Kentucky Wesleyan.....W, 81-65
 02/16 AP Poll — 4th
 02/20 Tennessee Tech*.....W, 108-63
 02/22 Cincinnati.....W, 92-77
 02/23 AP Poll — 4th
 02/25 (5) vs. Morehead State.....W, 97-79
 02/26 (5) vs. Eastern Kentucky.....W, 85-69
 03/02 AP Poll — 3rd
 03/08 (6) vs. Bowling Green St.....W, 95-81
 03/09 AP Poll — 4th
 03/11 (6) vs. #6 Holy Cross.....L, 69-75
 03/13 (6) vs. Niagara.....L, 65-71

(*) *Ohio Valley Conference game*
 (1) at Madison Square Garden; New York, N. Y.
 (2) at Buffalo, N. Y.
 (3) KIT; Louisville, Ky.
 (4) at Louisville, Ky.
 (5) OVC Tournament; Louisville, Ky.
 (6) NIT; Madison Square Garden; New York, N. Y.

Leading Scorers

Tom Marshall (6-4, Sr., F) — 25.9 ppg
 Art Spoelstra (6-9, Sr., C) — 17.1 ppg
 Jack Turner (6-4, Sr., G) — 12.7 ppg
 Forest Able (6-3, So., G) — 11.0 ppg

Leading Rebounders

Tom Marshall (6-4, Sr., F) — 14.9 ppg
 Art Spoelstra (6-9, Sr., C) — 12.9 ppg

1954-55

OVERALL RECORD: 18-10

Home: 11-2 • Away: 5-5 • Neutral: 2-3

OVC Champion

Conference Record: 8-2 (H: 5-0 • A: 3-2)

12/02 Gustavus Adolphus.....W, 90-78
 12/04 at Morehead State*.....L, 79-89
 12/07 AP Poll — 20th
 12/09 (1) vs. Seton Hall.....L, 85-98
 12/11 at LeMoyné.....L, 75-77
 12/14 Cincinnati.....W, 85-75
 12/16 Colorado State.....W, 75-67
 12/23 Pacific.....W, 86-65
 12/27 (2) vs. Eastern Kentucky*.....L, 81-84
 12/28 (2) vs. Murray State*.....W, 98-89
 12/30 Brigham Young.....W, 89-78
 01/06 Middle Tennessee*.....W, 83-71
 01/08 at Murray State*.....W, 71-70
 01/10 Xavier.....L, 80-82 (2ot)
 01/12 at Middle Tennessee*.....L, 77-84
 01/15 at Eastern Kentucky*.....W, 84-78
 01/19 at #18 Dayton.....L, 73-91
 01/24 Tennessee Tech*.....W, 81-73
 01/28 at Bowling Green State.....W, 89-69
 01/29 at Cincinnati.....L, 91-101
 02/01 # 15 Dayton.....L, 67-73
 02/05 Eastern Kentucky*.....W, 98-76
 02/09 at Tennessee Tech*.....W, 80-68
 02/12 Murray State*.....W, 85-80
 02/16 Oklahoma City.....W, 71-59
 02/18 at Xavier.....W, 75-72
 02/19 Morehead State*.....W, 96-75
 02/24 (3) vs. Tennessee Tech.....W, 80-65
 02/25 (3) vs. Murray State.....L, 72-77

(*) *Ohio Valley Conference game*
 (1) at Madison Square Garden; New York, N. Y.
 (2) KIT; Louisville, Ky.
 (3) OVC Tournament; Louisville, Ky.

Leading Scorers

Ralph Crosthwaite (6-9, Fr., C) — 16.8 ppg
 Lynn Cole (6-3, Sr., G-F) — 16.7 ppg
 Forest Able (6-3, Jr., G) — 14.2 ppg

03/11 (4) vs. #3 Ohio State.....L, 79-98
 03/12 (4) vs. Ohio.....W, 97-87
 (*) *Ohio Valley Conference game*
 (1) *at Madison Square Garden; New York, N.Y.*
 (2) *Sugar Bowl Tournament; New Orleans, La.*
 (3) *NCAA Tournament; Lexington, Ky.*
 (4) *NCAA Tournament; Louisville, Ky.*

Leading Scorers

Charlie Osborne (6-6, Jr., C) — 17.8 ppg
 Bobby Rascoe (6-4, So., G) — 16.8 ppg
 Al Ellison (6-4, Sr., F) — 14.0 ppg
 Harry Todd (6-8, So., F-C) — 12.8 ppg
 Don Parsons (6-1, Sr., G) — 10.5 ppg

Leading Rebounders

Harry Todd (6-8, So., F-C) — 10.6 rpg
 Charlie Osborne (6-6, Jr., C) — 10.0 rpg

1960-61

OVERALL RECORD: 18-8

Home: 12-0 • Away: 5-6 • Neutral: 1-2

OVC Co-Champion

Conference Record: 9-3 (H: 6-0 • A: 3-3)

12/01 at Middle Tennessee*.....W, 70-67
 12/03 Abilene Christian.....W, 59-54
 12/06 Lamar.....W, 74-71
 12/09 East Tennessee*.....W, 77-65
 12/12 (1) vs. Utah State.....W, 86-72
 12/13 (1) at #9 Louisville.....L, 71-86
 12/15 Morehead State*.....W, 83-77
 12/29 (2) vs. #19 Memphis State.....L, 74-95
 12/30 (2) at Tulane.....W, 81-60
 01/07 Eastern Kentucky*.....W, 88-76
 01/10 at Tennessee Tech*.....W, 82-78
 01/14 Murray State*.....W, 79-77
 01/17 Tennessee Tech*.....W, 88-75
 01/20 at Xavier.....L, 77-80
 01/21 at Bowling Green State.....L, 62-74
 01/31 La Salle.....W, 73-69
 02/04 DePaul.....W, 71-65
 02/06 Marshall.....W, 100-77
 02/08 Xavier.....W, 68-61
 02/13 at Eastern Kentucky*.....L, 72-81
 02/18 at Murray State*.....L, 87-95
 02/21 at Morehead State*.....L, 94-100
 02/24 at East Tennessee*.....W, 88-82
 02/27 Middle Tennessee*.....W, 84-73
 03/01 at Louisville.....W, 96-80
 03/08 (3) vs. Morehead State.....L, 72-80 (ot)

(*) *Ohio Valley Conference game*

(1) *Bluegrass Tournament; Louisville, Ky.*
 (2) *Sugar Bowl Tournament; New Orleans, La.*
 (3) *OVC Playoff; Louisville, Ky.*

Leading Scorers

Bobby Rascoe (6-4, Jr., G) — 20.1 ppg
 Charlie Osborne (6-6, Sr., C) — 19.0 ppg
 Bobby Jackson (6-4, So., F) — 13.0 ppg
 Harry Todd (6-8, Jr., F-C) — 11.2 ppg

Leading Rebounders

Harry Todd (6-8, Jr., F-C) — 11.6 rpg
 Charlie Osborne (6-6, Sr., C) — 10.7 rpg

1961-62

OVERALL RECORD: 17-10

Home: 10-0 • Away: 6-6 • Neutral: 1-4

OVC Champion

Conference Record: 11-1 (H: 6-0 • A: 5-1)

NCAA Tournament

12/09 at Kent State.....W, 88-81
 12/12 Northwest Louisiana.....W, 93-66
 12/15 (1) vs. St. Bonaventure.....L, 65-66
 12/16 (1) vs. Texas.....L, 68-78
 12/19 Southeast Louisiana.....W, 86-62
 12/29 at Marshall.....L, 84-89
 12/30 at Xavier.....L, 83-95
 01/06 (2) New Mexico State.....W, 71-67

01/09 Tennessee Tech*.....W, 93-61
 01/13 at Murray State*.....W, 72-61
 01/18 at Morehead State*.....W, 80-79
 01/20 Middle Tennessee*.....W, 89-69
 01/27 at Eastern Kentucky*.....W, 96-62
 01/30 at Tennessee Tech*.....L, 72-79
 02/03 at DePaul.....L, 78-86
 02/06 at East Tennessee*.....W, 89-84
 02/13 at Middle Tennessee*.....W, 87-81
 02/17 Murray State*.....W, 96-77
 02/19 Morehead State*.....W, 77-51
 02/21 Xavier.....W, 88-83
 02/24 Eastern Kentucky*.....W, 88-74
 02/26 East Tennessee*.....W, 77-66
 03/02 at La Salle.....L, 84-88
 03/07 at Louisville.....L, 71-88
 03/12 (3) vs. Detroit.....W, 90-81
 03/16 (4) vs. #1 Ohio State.....L, 73-93
 03/17 (4) vs. Butler.....L, 86-87

(*) *Ohio Valley Conference game*

(1) *Bluegrass Tournament; Louisville, Ky.*
 (2) *E.A. Diddle's 1,000th game as basketball coach at Western, making him the first coach in history to reach that total at one school.*
 (3) *NCAA Tournament; Lexington, Ky.*
 (4) *NCAA Tournament; Iowa City, Iowa*

Leading Scorers

Bobby Rascoe (6-4, Sr., G) — 25.17 ppg
 Darel Carrier (6-3, So., G) — 13.7 ppg
 Bobby Jackson (6-4, Jr., F) — 13.3 ppg
 Jim Dunn (6-5, Jr., F) — 12.3 ppg
 Harry Todd (6-8, Sr., C) — 11.8 ppg

Leading Rebounder

Harry Todd (6-8, Sr., C) — 12.5 rpg

1962-63

OVERALL RECORD: 5-16

Home: 4-6 • Away: 1-10

OVC — 7th

Conference Record: 3-9 (H: 2-4 • A: 1-5)

12/01 at David Lipscomb.....L, 68-75
 12/04 Texas Wesleyan.....W, 101-66
 12/07 Southwestern Louisiana.....W, 79-66
 12/10 at Middle Tennessee*.....L, 82-86
 12/15 Bowling Green State.....L, 58-83
 01/02 at Vanderbilt.....L, 69-71
 01/05 Eastern Kentucky*.....L, 69-79
 01/08 at Tennessee Tech*.....L, 60-76
 01/12 Murray State*.....L, 70-73
 01/14 Southern Illinois.....L, 79-88
 01/16 at Morehead State*.....L, 71-87
 01/30 at Louisville.....L, 66-81
 02/02 Tennessee Tech*.....W, 107-83
 02/05 Morehead State*.....L, 71-81
 02/09 at East Tennessee*.....L, 77-82
 02/12 Middle Tennessee*.....W, 79-71
 02/16 at Murray State*.....L, 74-87
 02/19 at Southern Illinois.....L, 73-95
 02/23 at Eastern Kentucky*.....W, 94-77
 02/26 (1) East Tennessee*.....L, 79-80
 03/02 at DePaul.....L, 86-88

(*) *Ohio Valley Conference game*

(1) *Last game in P.E. Building ("Big Red Barn")*

Leading Scorers

Darel Carrier (6-2, Jr., G) — 19.2 ppg
 Bobby Jackson (6-4, Sr., F) — 18.5 ppg
 Jim Dunn (6-5, Sr., F) — 13.1 ppg

Leading Rebounder

Bobby Jackson (6-4, Sr., F) — 9.4 rpg

1963-64

OVERALL RECORD: 5-16

Home: 5-7 • Away: 0-7 • Neutral: 0-2

OVC — 8th

Conference Record: 3-11 (H: 3-4 • A: 0-7)

12/07 (1) Vanderbilt.....L, 60-82
 12/14 Middle Tennessee*.....W, 90-54
 12/17 West Texas State.....L, 83-84
 12/27 (2) vs. South Carolina.....L, 60-75
 12/28 (2) vs. Memphis State.....L, 83-88
 01/04 DePaul.....L, 82-99
 01/06 at Eastern Kentucky*.....L, 65-70
 01/14 Tennessee Tech*.....L, 83-89
 01/18 at Murray State*.....L, 77-86
 01/23 Morehead State*.....W, 80-74
 02/05 Austin Peay*.....L, 69-73
 02/07 at Tennessee Tech*.....L, 83-92 (ot)
 02/08 Tampa.....W, 126-79
 02/11 at Morehead State*.....L, 95-102 (ot)
 02/15 East Tennessee*.....W, 79-68
 02/18 at Middle Tennessee*.....L, 84-93
 02/22 Murray State*.....L, 77-85
 02/25 La Salle.....W, 107-95
 02/27 at Austin Peay*.....L, 75-76
 02/29 Eastern Kentucky*.....L, 69-90
 03/03 at East Tennessee*.....L, 99-102

(*) *Ohio Valley Conference game*

(1) *First game in E.A. Diddle Arena*
 (2) *Vanderbilt Invitational; Nashville, Tenn.*

Leading Scorers

Darel Carrier (6-3, Sr., G) — 26.0 ppg
 Ray Keeton (6-6, Jr., F) — 13.5 ppg
 Bane Sarrett (6-5, So., F) — 11.3 ppg
 Ray Rhorer (6-2, Jr., G) — 10.5 ppg

Leading Rebounder

Ray Keeton (6-6, Jr., F) — 12.6 rpg

JOHN OLDHAM ERA
 1965-71 (7 SEASONS)
 146-41 (.781)
4 CONFERENCE CHAMPIONSHIPS
5 POSTSEASON APPEARANCES
1 FINAL FOUR APPEARANCE
4 20-WIN SEASONS

1964-65

OVERALL RECORD: 18-9

Home: 10-2 • Away: 5-5 • Neutral: 3-2

OVC — 2nd

Conference Record: 10-4 (H: 6-1 • A: 4-3)

NIT

12/01 Belmont.....L, 50-52
 12/05 at Bowling Green State.....W, 90-77
 12/08 at Vanderbilt.....L, 79-94
 12/12 Chattanooga.....W, 94-78
 12/15 Carson-Newman.....W, 73-54
 12/17 Texas Wesleyan.....W, 118-87
 12/21 (1) vs. Middle Tennessee.....W, 100-65
 12/22 (1) vs. Eastern Kentucky.....W, 82-73
 12/23 (1) vs. Murray State.....L, 68-77
 01/05 Murray State*.....W, 71-70 (ot)
 01/09 at Tennessee Tech*.....W, 87-78
 01/11 at East Tennessee*.....W, 70-69
 01/16 Eastern Kentucky*.....L, 70-95
 01/18 Morehead State*.....W, 93-65
 01/23 Union (Tenn.).....W, 94-69
 01/30 Middle Tennessee*.....W, 134-84
 02/01 at Austin Peay*.....W, 78-74
 02/06 East Tennessee*.....W, 96-79
 02/08 Tennessee Tech*.....W, 92-83
 02/13 at Morehead State*.....L, 55-66
 02/15 at Eastern Kentucky*.....L, 69-80
 02/18 at Middle Tennessee*.....W, 94-83
 02/20 at La Salle.....L, 77-91
 02/22 Austin Peay*.....W, 116-77

YEAR-BY-YEAR RESULTS

02/27 at Murray State*L, 91-103
03/13 (2) vs. Fordham.....W, 57-53
03/16 (2) vs. Army.....L, 54-58
(* Ohio Valley Conference game
(1) OVC Tournament; Louisville, Ky.
(2) NIT; Madison Square Garden; New York, N. Y.

Leading Scorers

Clem Haskins (6-3, So., F) — 23.4 ppg
Steve Cunningham (6-5, Jr., C) — 13.9 ppg
Dwight Smith (6-3, So., G) — 13.1 ppg
Ray Rhorer (6-2, Sr., G) — 12.8 ppg

Leading Rebounders

Dwight Smith (6-3, So., G) — 13.1 rpg
Clem Haskins (6-3, So., F) — 10.9 rpg

1965-66

OVERALL RECORD: 25-3

Home: 12-0 • Away: 7-2 • Neutral: 6-1

OVC Champion

Conference Record: 14-0 (H: 7-0 • A: 7-0)

OVC Tournament Champion

NCAA Tournament

Final Poll: AP — 10th

12/02 Parsons.....W, 98-77
12/04 La Salle.....W, 93-67
12/06 Campbellsville.....W, 101-59
12/11 Memphis State.....W, 100-61
12/14 Abilene Christian.....W, 84-59
12/17 (1) vs. Southern Methodist.....W, 82-68
12/18 (1) at Vanderbilt.....L, 69-72
12/20 (2) vs. Morehead State.....W, 80-55
12/21 (2) vs. Tennessee Tech.....W, 78-63
12/21 (2) vs. Eastern Kentucky.....W, 83-67
01/08 at Tennessee Tech*.....W, 120-92
01/10 East Tennessee*.....W, 85-69
01/15 at Eastern Kentucky*.....W, 107-88
01/17 at Morehead State*.....W, 45-35
01/22 at Dayton.....L, 57-77
01/31 at Middle Tennessee*.....W, 93-56
02/05 at Murray State*.....W, 101-84
02/07 at Austin Peay*.....W, 94-67
02/12 at East Tennessee*.....W, 96-79
02/14 Tennessee Tech*.....W, 85-72
02/19 Morehead State*.....W, 73-58
02/21 Eastern Kentucky*.....W, 72-67
02/26 Murray State*.....W, 71-59
02/28 Middle Tennessee*.....W, 81-47
03/03 Austin Peay*.....W, 76-63
03/07 (3) vs. Loyola (Ill.).....W, 105-86
03/08 AP Poll — 10th
03/11 (4) vs. Michigan.....L, 79-80
03/12 (4) vs. Dayton.....W, 82-68

(* Ohio Valley Conference game

(1) Vanderbilt Invitational; Nashville, Tenn.
(2) OVC Tournament; Louisville, Ky.
(3) NCAA Tournament; Kent, Ohio
(4) NCAA Tournament; Iowa City, Iowa

Leading Scorers

Clem Haskins (6-3, Jr., F) — 20.4 ppg
Dwight Smith (6-4, Jr., G) — 16.1 ppg
Steve Cunningham (6-5, Sr., C) — 15.1 ppg
Wayne Chapman (6-6, So., G) — 13.3 ppg

Leading Rebounders

Greg Smith (6-5, So., F) — 10.3 rpg
Clem Haskins (6-3, Jr., F) — 10.0 rpg

1966-67

OVERALL RECORD: 23-3

Home: 9-1 • Away: 10-1 • Neutral: 4-1

OVC Champion

Conference Record: 13-1 (H: 7-0 • A: 6-1)

OVC Tournament Champion

NCAA Tournament

Final Polls: AP — 6th; UPI — 7th

Preseason AP Poll — 8th

12/01 Vanderbilt.....L, 70-76
12/03 at Memphis State.....W, 52-44
12/10 Tampa.....W, 123-57
12/15 Pan American.....W, 78-64
12/17 at Butler.....W, 81-68
12/19 (1) vs. Murray State.....W, 94-83
12/20 (1) vs. Morehead State.....W, 80-77 (ot)
12/20 (1) vs. East Tennessee.....W, 72-59
12/27 (2) vs. Holy Cross.....W, 90-84
12/28 (2) at Miami (Fla.).....W, 94-89
01/07 at Tennessee Tech*.....W, 91-80
01/09 at East Tennessee*.....W, 63-61
01/14 Eastern Kentucky*.....W, 116-71
01/16 Morehead State*.....W, 100-69
01/21 at La Salle.....W, 95-86
01/24 AP Poll — 8th
01/30 at Austin Peay*.....W, 101-59
01/31 AP Poll — 8th
02/04 at Middle Tennessee*.....W, 95-62
02/06 Murray State*.....W, 88-79 (ot)
02/07 AP Poll — 6th
02/11 East Tennessee*.....W, 65-56
02/13 Tennessee Tech*.....W, 80-71
02/14 AP Poll — 5th
02/18 at Morehead State*.....W, 86-65
02/20 at Eastern Kentucky*.....W, 71-62
02/21 AP Poll — 3rd
02/25 at Murray State*.....L, 69-75
02/27 Austin Peay*.....W, 116-76
02/28 AP Poll — 6th
03/04 Middle Tennessee*.....W, 55-46
03/11 (3) vs. Dayton.....L, 67-69 (ot)

1967-68

OVERALL RECORD: 18-7

Home: 11-1 • Away: 3-4 • Neutral: 4-2

OVC — 3rd

Conference Record: 9-5 (H: 6-1 • A: 3-4)

12/01 (1) vs. Middle Tennessee.....W, 91-76
12/02 (1) vs. Murray State.....L, 75-83
12/06 Louisiana College.....W, 80-50
12/09 St. Francis (Pa.).....W, 95-73
12/12 Butler.....W, 76-58
12/15 (2) at San Francisco.....W, 90-70
12/16 (2) vs. Santa Clara.....L, 68-75
12/28 (3) vs. #3 Indiana.....W, 110-91
12/29 (3) vs. California.....W, 96-85
01/06 Tennessee Tech*.....W, 78-72
01/08 East Tennessee*.....L, 59-63
01/13 at Eastern Kentucky*.....L, 69-99
01/15 at Morehead State*.....L, 72-88
01/17 Dayton.....W, 75-74 (ot)
01/20 La Salle.....W, 84-79
01/29 at Austin Peay*.....W, 84-70
02/03 at Middle Tennessee*.....L, 83-84
02/05 Murray State*.....W, 79-78
02/10 at East Tennessee*.....L, 71-73
02/12 at Tennessee Tech*.....W, 75-74
02/17 Morehead State*.....W, 80-76
02/19 Eastern Kentucky*.....W, 79-76

02/24 at Murray State*.....W, 86-83
02/26 Austin Peay*.....W, 76-67
03/02 Middle Tennessee*.....W, 94-71
(* Ohio Valley Conference game
(1) OVC Tournament; Nashville, Tenn.
(2) Cable Car Classic; San Francisco, Calif.
(3) All-Sports Classic; Dallas, Texas

Leading Scorers

Wayne Chapman (6-6, Sr., G) — 20.8 ppg
Rich Hendrick (6-1, Jr., G) — 16.3 ppg
Butch Kaufman (5-10, Sr., G) — 14.2 ppg
Greg Smith (6-5, Sr., C-F) — 13.0 ppg

Leading Rebounder

Greg Smith (6-5, Sr., C-F) — 14.5 rpg

1968-69

OVERALL RECORD: 16-10

Home: 12-0 • Away: 3-7 • Neutral: 1-3

OVC — 3rd

Conference Record: 9-5 (H: 7-0 • A: 2-5)

Captains: Rich Hendrick, Jim McDaniels

Preseason AP Poll — 16th

11/30 Louisiana College.....W, 87-71
12/02 SE Louisiana.....W, 101-62
12/03 AP Poll — 17th
12/05 Union (Tenn.).....W, 89-54
12/07 Southern Methodist.....W, 92-79
12/09 St. Francis (Pa.).....W, 70-68
12/10 AP Poll — 15th
12/12 (1) vs. Toledo.....L, 65-88
12/14 (2) vs. Michigan State.....W, 67-63
12/16 Austin Peay*.....W, 75-73
12/17 AP Poll — 18th
12/18 at Butler.....L, 65-67
12/30 (3) vs. Duke.....L, 72-73
12/31 (3) vs. Houston.....L, 66-87
01/04 at East Tennessee*.....W, 95-76
01/06 at Tennessee Tech*.....L, 80-86
01/11 Eastern Kentucky*.....W, 73-60
01/13 Morehead State*.....W, 87-86 (ot)
01/18 at #11 La Salle.....L, 81-88
01/20 at Dayton.....W, 70-65
02/01 Middle Tennessee*.....W, 85-79
02/03 Murray State*.....W, 84-82
02/08 at Middle Tennessee*.....W, 84-81
02/10 at Eastern Kentucky*.....L, 77-85 (ot)
02/15 East Tennessee*.....W, 78-74
02/17 Tennessee Tech*.....W, 90-54
02/22 at Morehead State*.....L, 77-78
03/01 at Murray State*.....L, 79-89
03/03 at Austin Peay*.....L, 80-84 (ot)

(* Ohio Valley Conference game

(1) at Madison Square Garden; New York, N. Y.
(2) at Chicago Stadium; Chicago, Ill.
(3) Sugar Bowl Classic; New Orleans, La.

Leading Scorers

Jim McDaniels (7-0, So., C) — 24.8 ppg
Rich Hendrick (6-1, Sr., G) — 16.5 ppg
Jim Rose (6-3, So., G) — 12.2 ppg
Jerome Perry (6-4, So., F-G) — 12.0 ppg

Leading Rebounder

Jim McDaniels (7-0, So., C) — 12.5 rpg

1969-70

OVERALL RECORD: 22-3

Home: 13-0 • Away: 8-2 • Neutral: 1-1

OVC Champion

Conference Record: 14-0 (H: 7-0 • A: 7-0)

NCAA Tournament

Final Polls: AP — 18th; UPI — 17th

12/01 Eastern Michigan.....W, 95-70
12/04 Virginia Commonwealth.....W, 115-73
12/08 UC Riverside.....W, 92-79
12/11 Butler.....W, 92-61
12/13 at St. Francis (Pa.).....W, 97-67

12/15 at #7 Duquesne.....L, 65-87
 12/19 (1) vs. Texas-El PasoW, 78-59
 12/20 (1) at Kansas.....L, 81-104
 01/03 Tennessee Tech*W, 99-70
 01/05 East Tennessee*W, 95-91 (ot)
 01/10 at Eastern Kentucky*W, 86-83
 01/12 at Morehead State*W, 86-83
 01/17 La Salle.....W, 102-80
 01/19 Murray State*W, 85-75
 01/26 at Austin Peay*W, 85-75
 01/31 at Middle Tennessee*W, 83-74
 02/07 Middle Tennessee*W, 72-60
 02/09 Eastern Kentucky*W, 88-77
 02/10 AP Poll — 17th
 02/14 at East Tennessee*W, 92-83
 02/16 at Tennessee Tech*W, 100-64
 02/17 AP Poll — 16th
 02/21 Morehead State*W, 98-74
 02/23 Dayton.....W, 76-63
 02/24 AP Poll — 12th
 02/28 at Murray State*W, 77-75
 03/02 Austin Peay*W, 100-84
 03/03 AP Poll — 12th
 03/07 (2) vs. #6 Jacksonville.....L, 96-109
 03/10 AP Poll — 18th

(* Ohio Valley Conference game
 (1) Jayhawk Classic; Lawrence, Kan.
 (2) NCAA Tournament; Dayton, Ohio

Leading Scorers

Jim McDaniels (7-0, Jr., C) — 28.6 ppg
 Jerome Perry (6-4, Jr., F) — 14.9 ppg
 Jim Rose (6-3, Jr., G) — 14.1 ppg

Leading Rebounder

Jim McDaniels (7-0, Jr., C) — 13.6 rpg

1970-71

OVERALL RECORD: 24-6

Home: 11-0 • Away: 6-4 • Neutral: 7-2

OVC Champion

Conference Record: 12-2 (H: 7-0 • A: 5-2)

NCAA Midwest Champion

NCAA Final Four — 3rd place

Final Polls: AP — 7th; UPI — 7th

Captains: Jim McDaniels, Gary Sundmacker

12/03 Old DominionW, 96-82
 12/05 UC Davis.....W, 88-65
 12/08 AP Poll — 13th
 12/10 Virginia CommonwealthW, 96-71
 12/12 Duquesne.....W, 69-62
 12/15 AP Poll — 11th
 12/19 at Butler.....W, 100-90
 12/22 AP Poll — 10th
 12/23 (1) vs. #4 Jacksonville.....W, 97-84
 12/26 (2) vs. St. Peter'sW, 108-97
 12/28 (2) at #19 St. John'sW, 86-67
 12/29 AP Poll — 5th
 12/30 (2) vs. #2 South CarolinaL, 84-86
 01/02 at East Tennessee*W, 86-83
 01/04 at Tennessee Tech*W, 95-82
 01/05 AP Poll — 6th
 01/09 Eastern Kentucky*W, 83-64
 01/11 Morehead State*W, 85-63
 01/12 AP Poll — 5th
 01/16 at La Salle.....L, 76-91
 01/19 AP Poll — 7th
 01/23 at Murray State*L, 71-73
 01/25 Austin Peay*W, 117-72
 01/26 AP Poll — 7th
 01/30 Middle Tennessee*W, 80-66
 02/02 AP Poll — 12th
 02/06 at Middle Tennessee*W, 87-73
 02/08 at Dayton.....L, 60-63
 02/09 AP Poll — 7th
 02/13 Tennessee Tech*W, 67-57
 02/15 East Tennessee*W, 83-65

02/16 AP Poll — 9th
 02/20 at Morehead State*W, 89-70
 02/22 at Eastern Kentucky*W, 94-93 (ot)
 02/23 AP Poll — 9th
 02/27 (3) Murray State*W, 73-59
 03/01 at Austin Peay*L, 94-96
 03/02 AP Poll — 7th
 03/09 AP Poll — 7th
 03/13 (4) vs. #9 Jacksonville.....W, 74-72
 03/16 AP Poll — 7th
 03/18 (5) vs. #8 KentuckyW, 107-83
 03/20 (5) vs. #10 Ohio StateW, 81-78 (ot)
 03/25 (6) vs. V#19 VillanovaL, 89-92 (2ot)
 03/27 (6) vs. #4 KansasW, 77-75

(* Ohio Valley Conference game
 (1) at Freedom Hall; Louisville, Ky.
 (2) ECAC Holiday Festival; Madison Square Garden; New York, N.Y.
 (3) Largest crowd in E.A. Diddle Arena history — 14,277
 (4) NCAA Tournament; South Bend, Ind.
 (5) NCAA Tournament; Athens, Ga.
 (6) NCAA Final Four; Houston, Texas

Leading Scorers

Jim McDaniels (7-0, Sr., C) — 29.3 ppg
 Jerry Dunn (6-5, Jr., F) — 15.4
 Jim Rose (6-3, Sr., G) — 15.4 ppg

Leading Rebounders

Jim McDaniels (7-0, Jr., C) — 15.1 rpg
 Clarence Glover (6-8, Sr., F) — 10.9 rpg

JIM RICHARDS ERA
1972-78 (7 SEASONS)
102-84 (.548)
2 CONFERENCE CHAMPIONSHIPS
2 POSTSEASON APPEARANCES
1 20-WIN SEASON

1971-72

OVERALL RECORD: 15-11

Home: 11-2 • Away: 4-6 • Neutral: 0-3

OVC Co-Champion

Conference Record: 9-5 (H: 6-1 • A: 3-4)

12/01 at Texas TechL, 87-95
 12/02 at Baylor.....W, 94-84
 12/04 Southwestern Louisiana.....L, 84-105
 12/06 Old DominionW, 86-80
 12/11 Virginia CommonwealthW, 85-76
 12/16 Butler.....W, 91-69
 12/23 (1) vs. #13 Pennsylvania.....L, 79-88
 12/29 (2) at #16 Maryland.....L, 68-103
 12/30 (2) vs. HarvardL, 89-107
 01/13 La SalleW, 103-84
 01/15 Tennessee Tech*L, 72-75
 01/17 East Tennessee*W, 95-72
 01/22 at Morehead State*W, 77-74
 01/24 at Eastern Kentucky*L, 78-96
 01/29 Austin Peay*W, 106-73
 01/31 at Murray State*W, 71-70
 02/05 at Middle Tennessee*L, 67-78
 02/07 Dayton.....W, 76-74
 02/12 at East Tennessee*L, 70-76
 02/14 at Tennessee Tech*L, 71-81
 02/19 Eastern Kentucky*W, 93-88
 02/21 Morehead State*W, 103-97 (ot)
 02/26 Murray State*W, 73-68
 02/28 at Austin Peay*W, 83-74
 03/04 Middle Tennessee*W, 85-71
 03/07 (3) vs. Morehead StateL, 79-82

(* Ohio Valley Conference game
 (1) at Freedom Hall; Louisville, Ky.
 (2) Maryland Invitational; College Park, Md.
 (3) OVC Playoff; Frankfort, Ky.

Leading Scorers

Jerry Dunn (6-5, Sr., F) — 19.0 ppg

Tony Stroud (6-2, So., G-F) — 10.7 ppg
 Jerome Perry (6-4, Sr., F) — 10.4 ppg
Leading Rebounders
 Granville Bunton (6-6, Jr., C-F) — 11.5 rpg
 Jerry Dunn (6-5, Sr., F) — 10.5 rpg

1972-73

OVERALL RECORD: 10-16

Home: 6-5 • Away: 2-10 • Neutral: 2-1

OVC — 6th

Conference Record: 6-8 (H: 4-3 • A: 2-5)

11/27 Old DominionW, 133-106
 12/01 Texas TechL, 66-72 (ot)
 12/02 StetsonW, 91-83
 12/04 West GeorgiaL, 88-89
 12/08 (1) vs. Kent StateW, 71-70
 12/09 (1) at Vanderbilt.....L, 88-103
 12/13 at Butler.....L, 82-88 (ot)
 12/15 (2) vs. PurdueL, 75-91
 12/16 (2) vs. Auburn.....W, 87-72
 01/10 at #13 ProvidenceL, 88-118
 01/13 at East Tennessee*L, 80-99
 01/15 at Tennessee Tech*L, 90-96
 01/20 Eastern Kentucky*L, 63-70
 01/22 Morehead State*L, 69-85
 01/27 at Murray State*L, 80-99
 01/29 Austin Peay*L, 86-92 (ot)
 01/31 at La SalleL, 80-108
 02/03 Middle Tennessee*W, 86-84
 02/06 at Dayton.....L, 78-85
 02/10 Tennessee Tech*W, 75-67
 02/12 East Tennessee*W, 68-53
 02/17 at Morehead State*L, 93-112
 02/19 at Eastern Kentucky*W, 77-71
 02/24 at Austin Peay*W, 94-92
 02/26 Murray State*W, 67-66
 03/03 at Middle Tennessee*L, 80-92

(* Ohio Valley Conference game
 (1) Vanderbilt Invitational; Nashville, Tenn.
 (2) Trojan Classic; Los Angeles, Calif.

Leading Scorers

Tony Stroud (6-1, Jr., G) — 13.0 ppg
 Johnny Britt (6-2, Fr., G) — 12.0 ppg
 Granville Bunton (6-6, Sr., C-F) — 10.2 ppg

Leading Rebounder

Granville Bunton (6-6, Sr., C-F) — 12.1 rpg

1973-74

OVERALL RECORD: 15-10

Home: 10-3 • Away: 5-4 • Neutral: 0-3

OVC — 4th

Conference Record: 8-6 (H: 4-3 • A: 4-3)

12/01 Old DominionW, 88-84
 12/03 at ArkansasW, 102-100
 12/08 BaylorW, 97-81
 12/10 #6 ProvidenceW, 89-84
 12/13 Butler.....W, 104-96
 12/21 (1) vs. Florida State.....L, 87-107
 12/22 (1) vs. La SalleL, 65-76
 12/26 (2) vs. Duke.....L, 69-75
 12/27 (2) at JacksonvilleL, 79-85
 01/09 La SalleW, 85-84 (ot)
 01/12 East Tennessee*L, 75-88
 01/14 Tennessee Tech*W, 59-60
 01/19 at Eastern Kentucky*W, 64-63
 01/21 at Morehead State*L, 74-93
 01/26 Murray State*W, 79-75 (ot)
 01/28 at Austin Peay*L, 97-98
 02/02 at Middle Tennessee*L, 89-100
 02/04 Dayton.....W, 87-83
 02/09 at Tennessee Tech*W, 78-77
 02/11 at East Tennessee*W, 85-68
 02/16 Morehead State*L, 84-86
 02/18 Eastern Kentucky*W, 89-74
 02/23 Austin Peay*W, 84-82

YEAR-BY-YEAR RESULTS

02/25 at Murray State*W, 76-69
 03/02 Middle Tennessee*W, 85-75
 (*) *Ohio Valley Conference game*
 (1) *Big Sun Invitational; St. Peterburg, Fla.*
 (2) *Gator Bowl Classic; Jacksonville, Fla.*

Leading Scorers

Johnny Britt (6-2, So., G-F) — 18.4 ppg
 Chuck Rawlings (6-1, So., G) — 13.2 ppg
 Kent Allison (6-6, Jr., F) — 13.1 ppg
 Calvin Wade (5-10, Jr., G) — 10.4 ppg

Leading Rebounder

Kent Allison (6-6, Jr., F) — 10.4 rpg

1974-75

OVERALL RECORD: 16-8

Home: 9-1 • Away: 6-6 • Neutral: 1-1

OVC — 2nd

Conference Record: 11-3 (H: 6-1 • A: 5-2)
 12/02 James MadisonW, 90-72
 12/07 ArkansasW, 74-63
 12/09 Old DominionW, 102-87
 12/12 at StetsonL, 66-68
 12/14 (1) vs. #15 PurdueL, 91-114
 12/26 (2) at #4 LouisvilleL, 81-107
 12/27 (2) vs. #15 PurdueW, 92-80
 01/04 at Memphis StateL, 72-79
 01/11 at Tennessee Tech*W, 84-80
 01/13 at East Tennessee*W, 90-89
 01/18 Morehead State*W, 81-76
 01/20 Eastern Kentucky*W, 107-82
 01/25 at Austin Peay*L, 75-78
 01/27 Murray State*W, 93-92
 01/29 at #7 La SalleW, 91-87
 02/01 Middle Tennessee*L, 95-102
 02/03 at DaytonL, 84-86 (ot)
 02/08 East Tennessee*W, 106-83
 02/10 Tennessee Tech*W, 75-69
 02/15 at Eastern Kentucky*W, 84-75
 02/17 at Morehead State*W, 99-86
 02/22 at Murray State*W, 96-91
 02/24 Austin Peay*W, 92-76
 03/01 at Middle Tennessee*L, 86-89

(*) *Ohio Valley Conference game*

(1) *at Indianapolis, Ind.*

(2) *Holiday Classic; Louisville, Ky.*

Leading Scorers

Johnny Britt (6-2, Jr., F-G) — 18.3 ppg
 Mike Odemns (6-5, Sr., F-C) — 17.5 ppg
 Wilson James (6-5, Jr., F) — 16.7 ppg
 Chuck Rawlings (6-1, Jr., G) — 15.0 ppg

Leading Rebounder

Mike Odemns (6-5, Sr., F-C) — 11.7 rpg

1975-76

OVERALL RECORD: 20-9

Home: 14-3 • Away: 6-4 • Neutral: 0-2

OVC Champion

Conference Record: 11-3 (H: 6-1 • A: 5-2)

OVC Tournament Champion

NCAA Tournament

11/29 Arkansas-Little RockW, 106-78
 12/01 #19 Memphis StateW, 87-84
 12/08 Old DominionW, 84-76
 12/20 Troy StateW, 88-72
 12/26 at #9 North Carolina StateL, 98-110
 12/27 (1) vs. DukeL, 90-111
 12/30 at ButlerW, 76-62
 01/05 #20 La SalleL, 100-104 (ot)
 01/08 at Florida StateL, 80-88
 01/10 MacMurrayW, 106-52
 01/12 at Middle Tennessee*W, 83-69
 01/17 East Tennessee*W, 82-60
 01/19 Tennessee Tech*W, 88-69
 01/24 at Eastern Kentucky*W, 78-74
 01/26 at Morehead State*L, 71-82

01/31 Murray State*W, 92-68
 02/02 at Austin Peay*L, 81-91
 02/07 Middle Tennessee*L, 65-71
 02/09 DaytonL, 82-93
 02/14 at Tennessee Tech*W, 105-97
 02/16 at East Tennessee*W, 76-67
 02/19 at Murray State*W, 70-68
 02/21 Morehead State*W, 100-82
 02/23 Eastern Kentucky*W, 89-77
 02/28 Austin Peay*W, 76-75
 03/01 (2) East TennesseeW, 91-74
 03/04 (2) Middle TennesseeW, 88-78
 03/05 (2) Morehead StateW, 65-60
 03/13 (3) vs. #2 MarquetteL, 60-79

(*) *Ohio Valley Conference game*

(1) *at Raleigh, N.C.*

(2) *OVC Tournament; Bowling Green, Ky.*

(3) *NCAA Tournament; Dayton, Ohio*

Leading Scorers

Johnny Britt (6-2, So., G-F) — 18.4 ppg
 Chuck Rawlings (6-1, So., G) — 13.2 ppg
 Kent Allison (6-6, Jr., F) — 13.1 ppg
 Calvin Wade (5-10, Jr., G) — 10.4 ppg

Leading Rebounder

Kent Allison (6-6, Jr., F) — 10.4 rpg

1976-77

OVERALL RECORD: 10-16

Home: 6-6 • Away: 3-9 • Neutral: 1-1

OVC — T-5th

Conference Record: 6-8 (H: 3-4 • A: 3-4)
 11/27 at #1 MichiganL, 70-94
 11/29 Arkansas-Little RockW, 75-73
 12/04 at DaytonL, 69-92
 12/06 Delta StateW, 75-72 (ot)
 12/08 EvansvilleL, 61-78
 12/21 at JacksonvilleL, 62-83
 12/29 (1) at RollinsW, 71-61
 12/30 (1) vs. StetsonL, 70-71
 01/05 Florida StateL, 63-95
 01/08 at Tennessee Tech*L, 81-88
 01/10 at East Tennessee*L, 61-67
 01/15 Morehead State*L, 65-81
 01/17 Eastern Kentucky*W, 93-82
 01/22 at Austin Peay*L, 76-92
 01/24 Murray State*L, 87-89 (2ot)
 01/26 at La SalleL, 79-83
 01/29 Middle Tennessee*L, 60-67
 01/31 Robert MorrisW, 90-70
 02/02 at Memphis StateL, 75-97
 02/05 East Tennessee*W, 70-61
 02/07 Tennessee Tech*W, 101-86
 02/12 at Morehead State*L, 74-88
 02/14 at Eastern Kentucky*W, 85-76
 02/19 (2) at Murray State*W, 82-81
 02/21 Austin Peay*L, 59-73
 02/26 at Middle Tennessee*W, 76-74

(*) *Ohio Valley Conference game*

(1) *Tangerine Bowl Tournament; Winter Park, Fla.*

(2) *1,000th victory in WKU history*

Leading Scorers

Aaron Bryant (6-7, So., F-C) — 20.9 ppg
 Mike Prince (6-5, Fr., G-F) — 14.8 ppg
 James Johnson (6-7, Jr., F-C) — 14.5 ppg
 Bill Scillian (6-4, Sr., G-F) — 10.5 ppg

Leading Rebounder

James Johnson (6-7, Jr., F-C) — 10.0 rpg

1977-78

OVERALL RECORD: 16-14

Home: 9-7 • Away: 6-5 • Neutral: 1-2

OVC — 3rd

Conference Record: 9-5 (H: 5-2 • A: 4-3)
OVC Tournament Champion
NCAA Tournament

11/26 #13 MichiganL, 81-87
 11/30 at EvansvilleW, 82-72
 12/03 at Bowling Green StateW, 78-65
 12/05 Memphis StateL, 80-86
 12/07 ButlerL, 86-90
 12/10 Wisconsin-MilwaukeeL, 70-73
 12/17 Cal Poly-San Luis ObispoW, 72-50
 12/28 (1) at #14 MarylandL, 78-91
 12/29 (1) vs. St. John's (N.Y.)L, 63-80
 01/04 La SalleL, 64-78
 01/07 at Eastern Kentucky*L, 79-85 (ot)
 01/09 at Morehead State*W, 97-82
 01/11 JacksonvilleW, 96-94 (ot)
 01/14 East Tennessee*W, 98-94 (ot)
 01/16 Tennessee Tech*W, 86-75
 01/21 Murray State*W, 91-75
 01/23 at Austin Peay*W, 91-83
 01/25 DaytonL, 72-80
 01/28 at Middle Tennessee*L, 69-98
 02/04 Morehead State*W, 106-69
 02/06 Eastern Kentucky*L, 74-78 (ot)
 02/11 at East Tennessee*L, 77-80 (3ot)
 02/13 at Tennessee Tech*W, 81-69
 02/18 Austin Peay*L, 64-66
 02/20 at Murray State*W, 100-98 (ot)
 02/25 Middle Tennessee*W, 87-78
 03/03 (2) East TennesseeW, 79-75
 03/04 (2) Austin PeayW, 77-69 (ot)
 03/11 (3) vs. #18 SyracuseW, 87-86 (ot)
 03/16 (4) vs. #4 Michigan StateL, 69-90

(*) *Ohio Valley Conference game*

(1) *Maryland Invitational; College Park, Md.*

(2) *OVC Tournament; Bowling Green, Ky.*

(3) *NCAA Tournament; Knoxville, Tenn.*

(4) *NCAA Tournament; Dayton, Ohio*

Leading Scorers

James Johnson (6-7, Sr., F) — 18.5 ppg
 Darryl Turner (6-2, Jr., G) — 16.4 ppg
 Greg Jackson (6-5, Jr., F) — 14.1 ppg
 Aaron Bryant (6-7, Jr., C-F) — 12.6 ppg
 Mike Prince (6-5, So., G) — 10.1 ppg

Leading Rebounder

James Johnson (6-7, Sr., F-C) — 9.7 rpg

GENE KEADY ERA

1979-80 (2 SEASONS)

38-19 (.667)

1 CONFERENCE CHAMPIONSHIP

1 POSTSEASON APPEARANCE

1 20-WIN SEASON

1978-79

OVERALL RECORD: 17-11

Home: 11-3 • Away: 5-8 • Neutral: 1-0

OVC — T-2nd

Conference Record: 7-5 (H: 5-1 • A: 2-4)
 11/25 #1 DukeL, 53-78
 11/27 Jacksonville (Ala.) StateW, 71-59
 11/30 at Florida StateL, 59-70
 12/02 Bowling Green StateW, 70-48
 12/04 Mississippi CollegeW, 56-53
 12/09 at EvansvilleW, 63-60
 12/15 DavidsonW, 103-81
 12/18 Illinois StateL, 74-75 (ot)
 12/30 at ButlerW, 71-65
 01/06 Wisconsin-MilwaukeeW, 89-66
 01/10 at La SalleL, 66-90
 01/15 at Tennessee Tech*L, 68-75
 01/17 Morehead State*W, 78-76
 01/20 at Murray State*L, 65-67
 01/22 Austin Peay*W, 85-61
 01/24 at DaytonW, 78-72
 01/27 Middle Tennessee*W, 72-70 (2ot)
 01/29 Eastern Kentucky*W, 70-65
 02/01 CCNYW, 104-50

02/03 at Morehead State*L, 81-83
 02/05 at Eastern Kentucky*W, 70-65
 02/10 at East TennesseeL, 64-65
 02/12 Tennessee Tech*W, 80-66
 02/17 at Austin Peay*W, 78-66
 02/19 Murray State*L, 64-66
 02/24 at Middle Tennessee*L, 76-81
 03/02 (1) vs. Morehead StateW, 90-85
 03/03 (1) at Eastern KentuckyL, 77-78

(* Ohio Valley Conference game
 (1) OVC Tournament; Richmond, Ky.

Leading Scorers

Greg Jackson (6-5, Sr., F) — 18.2 ppg
 Rick Wray (6-8, So., C-F) — 10.0 ppg

Leading Rebounder

Greg Jackson (6-5, Sr., F) — 8.8 rpg

1979-80

OVERALL RECORD: 21-8

Home: 14-2 • Away: 6-6 • Neutral: 1-0

OVC Co-Champion

Conference Record: 10-2 (H: 6-0 • A: 4-2)

OVC Tournament Champion

NCAA Tournament

12/01 RollinsW, 104-73
 12/03 at Illinois StateL, 55-66
 12/06 at DuquesneL, 73-84
 12/08 Florida A&MW, 87-60
 12/13 (1) vs. EvansvilleW, 75-61
 12/14 (1) at #12 LouisvilleL, 74-96
 12/29 Florida StateL, 65-67
 01/03 ButlerW, 66-62
 01/05 at Louisiana TechW, 63-59
 01/07 East TennesseeW, 71-59
 01/10 Akron*W, 92-58
 01/12 Tennessee Tech*W, 97-72
 01/17 Murray State*W, 68-48
 01/19 at Austin Peay*W, 95-71
 01/21 DaytonW, 71-65
 01/24 at Middle Tennessee*W, 62-58
 01/26 at Eastern Kentucky*L, 82-84
 01/31 Morehead State*W, 86-79
 02/02 Eastern Kentucky*W, 74-62
 02/07 at Akron*W, 70-68
 02/09 at Tennessee Tech*W, 75-56
 02/11 at Morehead State*L, 73-76
 02/14 Austin Peay*W, 70-51
 02/16 at Murray State*W, 56-55
 02/21 Middle Tennessee*W, 81-79 (3ot)
 02/23 at South CarolinaL, 65-73 (2ot)
 02/28 (2) Eastern KentuckyW, 84-83 (ot)
 03/01 (2) Murray StateW, 54-51
 03/07 (3) Virginia TechL, 85-89 (ot)

(* Ohio Valley Conference game

- (1) Holiday Classic; Louisville, Ky.
 (2) OVC Tournament; Bowling Green, Ky.
 (3) NCAA Tournament; Bowling Green, Ky.

Leading Scorers

Craig McCormick (6-10, So., C) — 14.6 ppg
 Bill Bryant (6-5, Sr., G-F) — 12.4 ppg

Leading Rebounder

Craig McCormick (6-10, So., C) — 6.7 rpg

CLEM HASKINS ERA
 1981-86 (6 SEASONS)
 101-73 (.580)
 2 CONFERENCE CHAMPIONSHIPS
 3 POSTSEASON APPEARANCES
 2 20-WIN SEASONS

1980-81

OVERALL RECORD: 21-8

Home: 14-1 • Away: 6-5 • Neutral: 1-2

OVC Champion

Conference Record: 12-2 (H: 7-0 • A: 5-2)

OVC Tournament Champion

NCAA Tournament

11/28 (1) South CarolinaW, 73-69
 11/29 (1) VanderbiltL, 76-78
 12/01 Alabama-HuntsvilleW, 83-73
 12/04 at Texas TechL, 58-68
 12/06 at RiceW, 76-63
 12/09 at DaytonL, 70-74
 12/13 EvansvilleW, 68-67
 12/29 (2) vs. Saint LouisW, 57-54
 12/30 (2) vs. ConnecticutL, 58-84
 01/03 District of ColumbiaW, 86-84 (3ot)
 01/05 at Akron*W, 68-62
 01/10 at Tennessee Tech*W, 65-51
 01/15 at Murray State*L, 57-59 (ot)
 01/17 Austin Peay*W, 70-58
 01/22 Middle Tennessee*W, 67-55
 01/24 Morehead State*W, 75-68
 01/29 at Eastern Kentucky*W, 84-80
 01/31 at Morehead State*W, 77-65
 02/05 Akron*W, 83-61
 02/07 Tennessee Tech*W, 72-59
 02/12 at Austin Peay*W, 62-59
 02/14 Murray State*W, 66-44
 02/19 at Middle Tennessee*L, 54-62
 02/21 Eastern Kentucky*W, 78-62
 02/23 Northern IowaW, 69-64
 02/28 at LouisvilleL, 75-90
 03/06 (3) Austin PeayW, 82-71
 03/07 (3) Murray StateW, 71-67
 03/13 (4) vs. UABL, 68-93

(* Ohio Valley Conference game

- (1) Wendy's Classic; Bowling Green, Ky.
 (2) Connecticut Mutual Classic; Hartford, Conn.
 (3) OVC Tourney; Bowling Green, Ky.
 (4) NCAA Tournament; Tuscaloosa, Ala.

Leading Scorers

Tony Wilson (6-7, So., F) — 14.6 ppg
 Craig McCormick (6-10, Jr., C) — 14.3 ppg
 Mike Reese (6-3, Sr., G) — 11.3 ppg

Leading Rebounder

Craig McCormick (6-10, Jr., C) — 6.9rpg

1981-82

OVERALL RECORD: 19-10

Home: 12-3 • Away: 6-6 • Neutral: 1-1

OVC Co-Champion

Conference Record: 13-3 (H: 8-0 • A: 5-3)

NIT

11/27 (1) vs. NevadaL, 70-84
 11/28 (1) vs. Oklahoma CityW, 51-49
 12/04 (2) New HampshireW, 83-52
 12/05 (2) #3 LouisvilleL, 66-71
 12/09 ButlerW, 96-65
 12/12 at EvansvilleL, 70-73
 12/19 Austin Peay*W, 77-64
 12/22 at #17 Georgetown (D.C.)L, 45-64
 12/30 DuquesneL, 62-63 (ot)
 01/03 Murray State*W, 71-54
 01/07 at Morehead State*L, 57-59
 01/10 at Eastern Kentucky*W, 75-65
 01/14 Middle Tennessee*W, 65-49
 01/16 Tennessee Tech*W, 51-50

01/21 at Akron*W, 77-68
 01/23 at Youngstown State*W, 68-59
 01/25 DaytonW, 65-57
 01/28 at Austin Peay*W, 48-46
 01/30 at Murray State*L, 60-63
 02/04 Eastern Kentucky*W, 61-34
 02/06 Morehead State*W, 68-53
 02/11 at Tennessee Tech*L, 64-70 (ot)
 02/13 at Middle Tennessee*W, 75-64
 02/18 Youngstown State*W, 63-51
 02/20 Akron*W, 82-68
 02/27 at Northern IowaW, 75-67
 03/05 (3) Morehead StateW, 95-87
 03/06 (3) Middle TennesseeL, 52-54
 03/10 (4) at PurdueL, 65-72

(* Ohio Valley Conference game

- (1) Sun Met Classic; Fresno, Calif.
 (2) Wendy's Classic; Bowling Green, Ky.
 (3) OVC Tournament; Bowling Green, Ky.
 (4) National Invitation Tournament

Leading Scorers

Craig McCormick (6-10, Sr., C) — 14.3 ppg
 Tony Wilson (6-7, Jr., F) — 10.9 ppg
 Bobby Jones (5-10, So., G) — 10.9 ppg

Leading Rebounder

Craig McCormick (6-10, Sr., C) — 6.1 rpg

1982-83

OVERALL RECORD: 12-16

Home: 8-7 • Away: 3-7 • Neutral: 1-2

Sun Belt — 7th

Conference Record: 4-10 (H: 3-4 • A: 1-6)

11/27 Morehead StateW, 66-64
 11/29 RollinsW, 94-63
 12/03 (1) Northern IowaW, 63-57
 12/04 (1) #2 Georgetown (D.C.)L, 66-70 (ot)
 12/06 EvansvilleW, 74-61
 12/08 at Middle TennesseeL, 57-65
 12/11 at Old Dominion*L, 66-75
 12/18 at ButlerW, 65-63 (ot)
 12/21 at DaytonW, 68-58
 12/29 (2) vs. Boston CollegeW, 74-68
 12/30 (2) vs. GeorgiaL, 69-90
 01/03 La SalleL, 56-62
 01/05 Old Dominion*L, 59-61
 01/09 at UNC Charlotte*L, 68-74
 01/11 at Jacksonville*W, 66-52
 01/22 South Florida*W, 78-67
 01/25 UAB*L, 66-68
 01/29 Jacksonville*W, 86-79
 01/31 at South Alabama*L, 77-81
 02/03 Virginia Commonwealth*L, 57-70
 02/05 at UAB*L, 56-61
 02/06 Virginia TechW, 65-62
 02/13 South Alabama*L, 64-65
 02/17 at South Florida*L, 74-77 (ot)
 02/19 at VCU*L, 47-60
 02/24 UNC Charlotte*W, 72-69
 02/26 #5 LouisvilleL, 62-73
 03/04 (3) vs. VCUL, 55-57

(* Sun Belt Conference game

- (1) Wendy's Classic; Bowling Green, Ky.
 (2) Cotton States Classic; Atlanta, Ga.
 (3) SBC Tournament; Birmingham, Ala.

Leading Scorers

Tony Wilson (6-7, Sr., F) — 14.6 ppg
 Bobby Jones (5-10, Jr., G) — 13.1 ppg

Leading Rebounder

Tony Wilson (6-7, Sr., F) — 6.1 rpg

01/25 UNC Charlotte*W, 78-69
 01/30 at UAB*L, 51-72
 02/04 at UNC Charlotte*L, 74-90
 02/06 South Florida*W, 82-61
 02/10 Old Dominion*L, 76-81
 02/13 at Jacksonville*W, 60-58
 02/15 at South Florida*L, 63-71
 02/18 Virginia Commonwealth*L, 69-70
 02/20 at South Alabama*L, 80-95
 02/24 DaytonL, 81-82 (ot)
 02/27 Jacksonville*W, 80-79
 03/05 (2) vs. Old DominionL, 84-86

(*) *Sun Belt Conference game*

(1) *Wendy's Classic; Bowling Green, Ky.*

(2) *SBC Tournament; Richmond, Va.*

Leading Scorers

Brett McNeal (6-3, Jr., G) — 20.0 ppg
 Roland Shelton (6-4, So., G) — 11.3 ppg
 Anthony Smith (6-8, So., F) — 11.2 ppg
 Fred Tisdale (6-7, Sr., F) — 10.3 ppg

Leading Rebounder

Anthony Smith (6-8, So., F) — 10.4 rpg

1988-89

OVERALL RECORD: 14-15

Home: 10-6 • Away: 4-8 • Neutral: 0-1

Sun Belt — 7th

Conference Record: 4-10 (H: 3-4 • A: 1-6)

11/25 Western CarolinaW, 84-64
 11/28 ButlerL, 81-91
 12/02 (1) DrexelW, 105-81
 12/03 (1) Murray StateW, 79-75
 12/05 at Southern IllinoisW, 88-73
 12/08 #15 LouisvilleL, 69-81
 12/10 at Eastern KentuckyW, 75-63
 12/17 Central MichiganW, 77-62
 12/20 Jackson StateW, 84-70
 12/22 Prairie View A&MW, 85-72
 01/02 at Saint LouisL, 66-76
 01/05 San DiegoW, 64-59
 01/08 at South Alabama*L, 74-87
 01/10 at UAB*L, 60-76
 01/14 Jacksonville*L, 93-98 (2ot)
 01/19 at TulsaL, 56-64
 01/21 Virginia Commonwealth*W, 91-87
 01/26 South Florida*W, 82-61
 01/28 at Old Dominion*L, 64-99
 02/02 at South Florida*W, 63-61
 02/04 at Jacksonville*L, 76-87
 02/09 UAB*L, 70-80
 02/13 at UNC Charlotte*L, 61-70
 02/16 South Alabama*L, 92-96 (ot)
 02/18 at VCU*L, 63-85
 02/21 UNC Charlotte*L, 73-79
 02/25 Old Dominion*W, 92-74
 03/04 (2) at UNC CharlotteW, 65-63 (ot)
 03/05 (2) vs. JacksonvilleL, 72-77

(*) *Sun Belt Conference game*

(1) *WKU Invitational; Bowling Green, Ky.*

(2) *SBC Tournament; Charlotte, N.C.*

Leading Scorers

Brett McNeal (6-3, Sr., G) — 21.4 ppg
 Anthony Smith (6-8, Jr., C) — 12.0 ppg
 Roland Shelton (6-4, Jr., G) — 11.5 ppg

Leading Rebounder

Anthony Smith (6-8, Jr., C) — 10.1 rpg

1989-90

OVERALL RECORD: 13-17

Home: 8-6 • Away: 5-8 • Neutral: 0-3

Sun Belt — T-3rd

Conference Record: 7-7 (H: 5-2 • A: 2-5)

11/24 (1) vs. #17 AlabamaL, 72-79
 11/25 (1) vs. WisconsinL, 62-73
 11/26 (1) at Am.-Puerto RicoW, 110-76

11/29 Murray StateL, 64-66
 12/01 (2) Mississippi ValleyW, 87-58
 12/02 (2) GeorgiaL, 70-76
 12/04 at ButlerW, 62-59 (ot)
 12/09 at #11 LouisvilleL, 61-75
 12/20 Saint LouisL, 65-77
 12/28 at San DiegoL, 66-72
 01/02 at Kansas StateL, 51-75
 01/06 at Jacksonville*W, 61-58
 01/08 Southern IllinoisL, 62-72
 01/11 at VCU*W, 57-44
 01/13 Old Dominion*W, 69-65
 01/16 at UAB*L, 55-86
 01/20 UNC Charlotte*W, 79-78
 01/22 at Eastern KentuckyW, 68-66 (2ot)
 01/24 Chicago StateW, 88-80
 01/27 Jacksonville*W, 80-64
 02/01 UAB*L, 57-68
 02/03 South Florida*L, 58-59
 02/10 at Old Dominion*L, 62-86
 02/12 at South Alabama*L, 57-70
 02/15 Virginia Commonwealth*W, 68-65
 02/17 at UNC Charlotte*L, 89-100 (ot)
 02/19 at South Florida*L, 70-80
 02/21 Eastern KentuckyW, 67-64
 02/24 South Alabama*W, 88-74
 03/03 (3) vs. UNC CharlotteL, 67-91

(*) *Sun Belt Conference game*

(1) *San Juan Sunshine Shootout; San Juan, P.R.*

(2) *WKU Invitational; Bowling Green, Ky.*

(3) *SBC Tournament; Birmingham, Ala.*

Leading Scorers

Roland Shelton (6-4, Sr., G) — 18.2 ppg
 Jerry Anderson (6-8, Jr., F) — 12.3 ppg

Leading Rebounder

Rodney Ross (6-8, Sr., C) — 9.5 rpg

RALPH WILLARD ERA

1991-94 (4 SEASONS)

81-42 (659)

1 CONFERENCE CHAMPIONSHIP

3 POSTSEASON APPEARANCES

3 20-WIN SEASONS

1990-91

OVERALL RECORD: 14-14

Home: 11-2 • Away: 2-11 • Neutral: 1-1

Sun Belt — T-3rd

Conference Record: 8-6 (H: 6-1 • A: 2-5)

11/24 at Southern IllinoisL, 80-98
 11/28 at #17 GeorgiaL, 65-124
 12/01 at Murray StateL, 91-97
 12/05 Bowling Green StateW, 90-77
 12/07 (1) vs. ArmyW, 88-64
 12/08 (1) at Austin PeayL, 79-86
 12/17 LouisvilleL, 79-86
 12/21 (2) vs. #18 KentuckyL, 70-84
 12/28 Tennessee TechW, 103-97
 01/02 at Texas ChristianL, 80-86
 01/05 at UAB*L, 83-92
 01/07 Missouri-Kansas CityW, 91-75
 01/12 at South Florida*L, 86-87
 01/14 at Jacksonville*L, 87-91
 01/17 Old Dominion*W, 77-74
 01/19 UAB*W, 96-85
 01/26 at VCU*W, 83-75
 01/28 at South Alabama*L, 78-82
 01/30 Eastern KentuckyW, 83-74
 02/04 Jacksonville*W, 82-81
 02/09 UNC Charlotte*W, 104-97
 02/11 Tennessee StateW, 74-56
 02/14 at UNC Charlotte*L, 77-91
 02/16 at Old Dominion*L, 75-66
 02/18 South Florida*W, 72-71

02/21 South Alabama*L, 91-100
 02/23 Virginia Commonwealth*W, 97-80
 03/02 (3) vs. VCUL, 89-100

(*) *Sun Belt Conference game*

(1) *Acme Boot Classic, Clarksville, Tenn.*

(2) *at Freedom Hall, Louisville, Ky.*

(3) *SBC Tourney, Mobile, Ala.*

Leading Scorers

Jack Jennings (6-5, Jr., F) — 16.1 ppg
 Joe Lightfoot (6-4, Sr., F-G) — 15.1 ppg
 Harold Thompkins (6-5, Jr., F) — 12.0 ppg
 Darnell Mee (6-3, So., G) — 10.7 ppg

Leading Rebounder

Jack Jennings (6-5, Jr., F) — 8.5 rpg

1991-92

OVERALL RECORD: 21-11

Home: 12-2 • Away: 6-8 • Neutral: 3-1

Sun Belt — 4th

Conference Record: 10-6 (H: 7-1 • A: 3-5)

NIT

11/27 Southern IllinoisL, 64-73
 11/30 Tennessee-MartinW, 75-61
 12/02 Illinois-ChicagoW, 80-78
 12/04 at Eastern KentuckyW, 64-62
 12/11 at Bowling Green StateL, 74-81
 12/14 Austin PeayW, 86-67
 12/19 Murray StateW, 93-89
 12/23 Bethune-CookmanW, 105-78
 12/29 (1) vs. PresbyterianW, 82-64
 12/30 (1) vs. North Carolina St.W, 84-82
 01/08 at RadfordW, 81-78
 01/11 at SW Louisiana*L, 76-79
 01/18 at Jacksonville*L, 85-89 (ot)
 01/21 Arkansas State*W, 80-66
 01/23 South Alabama*L, 72-84
 01/24 Arkansas-Little Rock*W, 72-58
 01/30 at New Orleans*W, 68-67
 02/01 Jacksonville*W, 90-67
 02/03 at Louisiana Tech*L, 79-91
 02/05 at South Alabama*L, 76-90
 02/08 Texas Pan-American*W, 83-81
 02/10 at Central Florida*W, 81-78 (ot)
 02/13 Louisiana Tech*W, 79-78 (ot)
 02/15 at #19 KentuckyL, 83-93
 02/20 at Arkansas State*W, 75-62
 02/22 Lamar*W, 103-88
 02/27 at Arkansas-Little Rock*L, 78-82
 02/29 Central Florida*W, 83-47
 03/02 at VCUW, 77-75
 03/06 (2) vs. South AlabamaW, 95-94
 03/07 (2) vs. Louisiana TechL, 60-74
 03/18 (3) at Kansas StateL, 74-85

(*) *Sun Belt Conference game*

(1) *Aloha Invitational; Honolulu, Hawaii*

(2) *SBC Tournament; Biloxi, Miss.*

(3) *National Invitation Tournament*

Leading Scorers

Jack Jennings (6-5, Sr., F) — 19.1 ppg
 Harold Thompkins (6-5, Sr., F) — 14.6 ppg
 Mark Bell (5-8, Jr., G) — 11.8 ppg
 Darnell Mee (6-3, Jr., G) — 11.2 ppg

Leading Rebounder

Jack Jennings (6-5, Sr., F) — 6.6 rpg

01/25 New Orleans*L, 66-70
 01/27 at Arkansas-Little Rock*W, 71-62
 01/30 Jacksonville*W, 97-87
 02/01 at Louisiana Tech*W, 68-61
 02/04 at #10 ClemsonL, 55-69
 02/06 Arkansas State*W, 68-53
 02/09 Arkansas-Little Rock*L, 77-80
 02/11 Southwestern Louisiana*W, 80-78
 02/13 at Arkansas State*L, 63-72
 02/15 Louisiana Tech*L, 61-94
 02/22 at South Alabama*L, 59-83
 03/01 (2) at Arkansas-Little RockL, 62-68

(*) *Sun Belt Conference game*

(1) *Rock-n-Roll Classic; Cleveland, Ohio*

(2) *SBC Tournament; Little Rock, Ark.*

Leading Scorers

Tony Lovan (6-6, Sr, F) — 15.0 ppg
 Brad Divine (6-0, Sr, G) — 13.2 ppg
 Steven Bides (6-4, Jr, F) — 10.7 ppg

Leading Rebounders

Tony Lovan (6-6, Sr, F) — 5.8 rpg
 Steven Bides (6-4, Jr, F) — 5.8 rpg

1997-98

OVERALL RECORD: 10-19

Home: 6-8 • Away: 3-10 • Neutral: 1-1

Sun Belt — 8th

Conference Record: 6-12 (H: 4-5 • A: 2-7)

Captain: Steven Bides

11/19 (1) at #2 KansasL, 62-75
 11/29 at Mississippi ValleyW, 81-76
 12/03 ButlerW, 69-59
 12/06 #19 XavierL, 60-93
 12/08 at DuquesneL, 64-74
 12/18 Mississippi ValleyW, 75-66
 12/21 Murray StateL, 75-86
 12/27 at Lamar*L, 57-58
 12/30 #21 ClemsonL, 52-71
 01/03 Southwestern Louisiana*L, 61-66
 01/05 Louisiana Tech*W, 69-67
 01/08 at New Orleans*W, 70-61
 01/10 at South Alabama*L, 48-68
 01/15 at Arkansas State*L, 67-76
 01/18 Arkansas-Little Rock*L, 76-77 (ot)
 01/22 Jacksonville*L, 70-75
 01/24 Arkansas State*L, 49-71
 01/26 at Tennessee-MartinL, 67-70
 01/29 at Louisiana Tech*W, 49-46
 01/31 New Orleans*W, 75-55
 02/05 at Texas-Pan American*L, 87-88
 02/07 at Southwestern Louisiana*L, 76-91
 02/12 at Jacksonville*L, 64-67
 02/15 Texas-Pan American*W, 88-85
 02/19 at Arkansas-Little Rock*L, 61-70
 02/21 South Alabama*L, 50-55
 02/23 Lamar*W, 71-53
 02/27 (2) vs. JacksonvilleW, 75-70 (ot)
 02/28 (2) vs. South AlabamaL, 47-61

(*) *Sun Belt Conference game*

(1) *Preseason NIT; Lawrence, Kan.*

(2) *SBC Tournament; Lafayette, La.*

NOTE: Ron Brown & Al Seibert served as co-coaches for the last six games.

Leading Scorer

Steven Bides (6-4, Sr., F) — 14.1 ppg

Leading Rebounder

Ravon Farris (6-8, Jr., F) — 6.9 rpg

DENNIS FELTON ERA
1999-2003 (5 SEASONS)
 100-54 (.649)
3 CONFERENCE CHAMPIONSHIPS
3 POSTSEASON APPEARANCES
3 20-WIN SEASONS

1998-99

OVERALL RECORD: 13-16

Home: 6-5 • Away: 4-9 • Neutral: 3-2

Sun Belt — T-3rd

Conference Record: 7-7 (H: 4-3 • A: 3-4)

Captain: Kyle Chapman

11/14 at EvansvilleL, 65-70
 11/18 at Virginia CommonwealthL, 61-63
 11/22 at LouisvilleL, 78-99
 11/25 AkronL, 61-63
 11/30 BelmontW, 67-64
 12/03 (1) vs. Middle TennesseeW, 51-45
 12/05 at UABL, 72-87
 12/08 at ButlerL, 58-69
 12/19 at Murray StateL, 57-69
 12/23 Southern IllinoisW, 78-69
 12/29 (2) at OklahomaL, 62-72 (ot)
 12/30 (2) vs. Cal PolyW, 93-88 (2ot)
 01/04 at South Alabama*W, 75-61
 01/09 New Orleans*W, 65-44
 01/12 at Florida International*W, 71-66
 01/16 Southwestern Louisiana*L, 62-66
 01/21 Arkansas State*W, 65-57
 01/28 at Arkansas-Little Rock*W, 62-54
 01/30 at Arkansas State*L, 63-70
 02/02 Florida International*L, 53-57
 02/04 Louisiana Tech*L, 54-63
 02/06 at Southwestern Louisiana*L, 50-66
 02/10 Arkansas-Little Rock*W, 56-52
 02/13 at Louisiana Tech*L, 71-87
 02/18 at New Orleans*L, 58-74
 02/20 South Alabama*W, 50-48
 02/27 (3) at SW LouisianaW, 80-73
 02/28 (3) vs. Louisiana TechW, 76-66
 03/02 (3) vs. Arkansas StateL, 48-65

(*) *Sun Belt Conference game*

(1) *at Nashville (Tenn.) Arena*

(2) *All-College Tournament; Oklahoma City, Okla.*

(3) *SBC Tournament; Lafayette, La.*

Leading Scorer

Joe Harney (6-4, Sr., G) — 10.2 ppg

Leading Rebounder

Ravon Farris (6-8, Sr., C) — 5.1 rpg

1999-2000

OVERALL RECORD: 11-18

Home: 8-3 • Away: 2-12 • Neutral: 1-3

Sun Belt — 5th

Conference Record: 8-8 (H: 6-2 • A: 2-6)

Captain: Lee Lampley

11/20 at Southern IllinoisL, 67-82
 11/23 EvansvilleL, 47-52
 11/27 at St. Joseph's (Pa.)L, 55-81
 11/30 at AkronL, 62-75
 12/04 at Mississippi StateL, 69-81
 12/07 Murray StateW, 92-70
 12/11 Virginia CommonwealthW, 75-58
 12/18 at VanderbiltL, 77-101
 12/29 (1) vs. Austin PeayL, 68-72
 12/30 (1) vs. DrexelL, 61-66
 01/08 at Florida International*L, 63-93
 01/13 at Arkansas-Little Rock*W, 76-71
 01/15 at Arkansas State*L, 70-77
 01/18 at BelmontL, 52-80
 01/22 South Alabama*W, 92-88
 01/24 Denver*W, 83-71
 01/27 Louisiana Tech*L, 65-68

01/29 Louisiana-Lafayette*L, 77-86
 01/31 at New Orleans*W, 62-60 (ot)
 02/09 at South Alabama*L, 53-60
 02/12 Florida International*W, 73-65
 02/17 at Louisiana-Lafayette*L, 64-72
 02/19 at Louisiana Tech*L, 66-72
 02/21 New Orleans*W, 76-63
 02/24 Arkansas State*W, 84-72
 02/26 Arkansas-Little Rock*W, 77-51
 02/28 at Denver*L, 52-55
 03/05 (2) vs. Florida InternationalW, 79-60
 03/06 (2) vs. South AlabamaL, 61-64

(*) *Sun Belt Conference game*

(1) *Oneida Classic; Green Bay, Wis.*

(2) *SBC Tournament; Little Rock, Ark.*

Leading Scorers

Lee Lampley (6-6, Sr, F) — 14.1 ppg
 Chris Marcus (7-1, So, C) — 11.9 ppg

Leading Rebounder

Chris Marcus (7-1, So, C) — 9.5 rpg

2000-01

OVERALL RECORD: 24-7

Home: 13-2 • Away: 9-4 • Neutral: 2-1

SBC Champion (East Division)

Conference Record: 14-2 (H: 8-0 • A: 6-2)

SBC Tournament Champion

NCAA Tournament

Captains: Nashon McPherson, Tremain Rowles, David Boyden

11/18 at EvansvilleW, 61-59
 11/21 Union (Ky.)W, 75-45
 11/25 Tennessee StateW, 90-66
 11/28 (1) VanderbiltL, 66-70
 12/02 at New MexicoL, 57-75
 12/05 at Murray StateL, 81-83
 12/09 at LouisvilleW, 68-65
 12/16 AkronW, 73-58
 12/18 Savannah StateW, 103-60
 12/21 St. Joseph's (Pa.)L, 68-74
 12/28 at New Orleans*W, 68-63
 12/31 at Denver*W, 80-61
 01/03 Asbury (Ky.)W, 81-29
 01/06 Louisiana-Lafayette*W, 79-62
 01/10 at South Alabama*L, 66-74 (ot)
 01/13 Arkansas-Little Rock*W, 59-49
 01/16 New Mexico State*W, 72-61
 01/18 Louisiana Tech*W, 55-47
 01/25 Arkansas State*W, 79-61
 01/27 at Florida International*W, 55-46
 02/01 at Middle Tennessee*W, 71-63
 02/03 North Texas*W, 107-63
 02/10 at Louisiana Tech*L, 72-73 (ot)
 02/15 Florida International*W, 69-49
 02/17 at Arkansas-Little Rock*W, 86-73
 02/22 at Arkansas State*W, 100-60
 02/24 Middle Tennessee*W, 92-51
 03/03 (2) vs. Florida InternationalW, 68-51
 03/05 (2) vs. Louisiana-LafayetteW, 82-75
 03/06 (2) at South AlabamaW, 64-54
 03/16 (3) vs. #8 FloridaL, 56-69

(*) *Sun Belt Conference game*

(1) *Area Bank Classic; Bowling Green, Ky.*

(2) *SBC Tournament; Mobile, Ala.*

(3) *NCAA Tournament; New Orleans, La.*

Leading Scorers

Chris Marcus (7-1, Jr., C) — 16.7 ppg
 Nashon McPherson (6-4, Sr., G) — 10.4 ppg

Leading Rebounder

Chris Marcus (7-1, Jr., C) — 12.1
 *Marcus led the Nation in Rebounding

HISTORY AND TRADITION

YEAR-BY-YEAR RESULTS

2001-02

OVERALL RECORD: 28-4

Home: 14-0 • Away: 10-3 • Neutral: 4-1

Sun Belt Champion (East Division)

Conference Record: 13-1 (H: 7-0 • A: 6-1)

SBC Tournament Champion

NCAA Tournament

Captain: Derek Robinson

| | | |
|-------|----------------------------------|----------------|
| 11/15 | (1) at #4 Kentucky..... | W, 64-52 |
| 11/16 | (1) vs. George Washington..... | W, 73-48 |
| 11/20 | (2) Evansville..... | W, 90-64 |
| 11/24 | Murray State..... | W, 101-77 |
| 11/27 | at Creighton..... | L, 91-94 (2ot) |
| 12/02 | at Vanderbilt..... | L, 75-80 |
| 12/05 | at Akron..... | W, 78-68 |
| 12/08 | at Austin Peay..... | W, 77-75 |
| 12/15 | West Alabama..... | W, 103-40 |
| 12/19 | Creighton..... | W, 95-61 |
| 12/22 | at Southern Mississippi..... | W, 74-50 |
| 12/28 | at New Orleans*..... | W, 90-76 |
| 12/30 | at South Alabama*..... | L, 58-61 |
| 01/02 | at Florida International*..... | W, 65-54 |
| 01/05 | Austin Peay..... | W, 75-73 |
| 01/10 | Louisiana-Lafayette*..... | W, 63-62 |
| 01/13 | New Mexico State*..... | W, 83-67 |
| 01/16 | at Middle Tennessee*..... | W, 55-45 |
| 01/19 | at Denver*..... | W, 86-59 |
| 01/24 | Arkansas-Little Rock*..... | W, 95-85 |
| 01/27 | Arkansas State*..... | W, 45-42 |
| 01/31 | Florida International*..... | W, 66-64 |
| 02/03 | Morris Brown..... | W, 92-53 |
| 02/07 | at Arkansas-Little Rock*..... | W, 83-79 (ot) |
| 02/09 | at Arkansas State*..... | W, 50-46 |
| 02/16 | North Texas*..... | W, 100-76 |
| 02/19 | Kentucky State..... | W, 100-63 |
| 02/23 | Middle Tennessee*..... | W, 65-61 |
| 03/02 | (3) vs. North Texas..... | W, 82-68 |
| 03/04 | (3) vs. New Mexico State..... | W, 73-72 |
| 03/05 | (3) vs. Louisiana-Lafayette..... | W, 76-70 |
| 03/14 | (4) vs. #24 Stanford..... | L, 68-84 |

(*) Sun Belt Conference game

(1) NABC Classic; Lexington, Ky.

(2) BB&T Classic, Bowling Green, Ky.

(3) SBC Tournament; New Orleans, La.

(4) NCAA Tournament; St. Louis, Mo.

Leading Scorers

Chris Marcus (7-1, Sr., C) — 15.9 ppg

David Boyden (6-8, Jr., F) — 11.3 ppg

Patrick Sparks (6-1, Fr., G) — 10.7 ppg

Derek Robinson (6-1, Sr., G) — 10.4 ppg

Leading Rebounder

Chris Marcus (7-1, Sr., C) — 8.9 rpg

2002-03

OVERALL RECORD: 24-9

Home: 16-0 • Away: 5-7 • Neutral: 3-2

Sun Belt Champion (East Division)

Conference Record: 12-2 (H: 7-0 • A: 5-2)

SBC Tournament Champion

NCAA Tournament

Captain: David Boyden

| | | |
|-------|--------------------------------|---------------|
| 11/23 | at #1 Arizona..... | L, 68-107 |
| 11/26 | (1) Virginia Commonwealth..... | W, 80-73 (ot) |
| 12/01 | (2) vs. Auburn..... | W, 89-70 |
| 12/03 | at Evansville..... | L, 76-81 (ot) |
| 12/07 | at Murray State..... | L, 72-83 |
| 12/15 | Illinois State..... | W, 63-43 |
| 12/18 | Southern Mississippi..... | W, 64-54 |
| 12/20 | St. Francis (Pa.)..... | W, 80-45 |
| 12/23 | at Pacific..... | L, 57-70 |
| 12/28 | (3) vs. Chicago State..... | W, 63-56 |
| 12/29 | (3) vs. Butler..... | L, 60-63 |
| 12/30 | (3) vs. Tennessee Tech..... | W, 74-51 |
| 01/04 | at Middle Tennessee*..... | L, 65-69 |
| 01/09 | at Arkansas-Little Rock*..... | W, 74-66 |

| | | |
|-------|--------------------------------|-----------|
| 01/11 | at Arkansas State*..... | W, 77-69 |
| 01/16 | New Orleans*..... | W, 78-59 |
| 01/18 | South Alabama*..... | W, 85-69 |
| 01/25 | at New Mexico State*..... | L, 82-92 |
| 01/30 | Florida International*..... | W, 63-43 |
| 02/01 | at Detroit..... | L, 65-86 |
| 02/03 | Kentucky State..... | W, 104-70 |
| 02/05 | Denver*..... | W, 81-77 |
| 02/08 | at North Texas*..... | W, 85-70 |
| 02/13 | Arkansas-Little Rock*..... | W, 70-51 |
| 02/15 | Arkansas State*..... | W, 69-63 |
| 02/19 | at Florida International*..... | W, 71-58 |
| 02/22 | (4) Ball State..... | W, 84-79 |
| 02/26 | at Louisiana-Lafayette*..... | W, 69-66 |
| 03/01 | Middle Tennessee*..... | W, 89-75 |
| 03/08 | (5) Florida International..... | W, 71-60 |
| 03/10 | (5) New Mexico State..... | W, 78-59 |
| 03/11 | (5) Middle Tennessee..... | W, 64-52 |
| 03/20 | (6) vs. #11 Illinois..... | L, 60-65 |

(*) Sun Belt Conference game

(1) BB&T Classic, Bowling Green, Ky.

(2) at Gaylord Entertainment Ctr; Nashville, Tenn.

(3) Outrigger Hotels Rainbow Classic; Honolulu, Hawaii

(4) ESPN Bracket Buster Saturday

(5) SBC Tournament; Bowling Green, Ky.

(6) NCAA Tournament; Indianapolis, Ind.

Leading Scorers

Patrick Sparks (6-1, So., G) — 13.3 ppg

David Boyden (6-8, Sr., F) — 12.4 ppg

Mike Wells (6-3, Sr., G) — 10.8 ppg

Nate Williams (6-8, Sr., F) — 10.1 ppg

Leading Rebounder

David Boyden (6-8, Sr., F) — 5.3 rpg

DARRIN HORN ERA

2004-08 (5 SEASONS)

111-46 (.707)

2 CONFERENCE CHAMPIONSHIPS

3 POSTSEASON APPEARANCES

4 20-WIN SEASONS

2003-04

OVERALL RECORD: 15-12

Home: 10-3 • Away: 5-8 • Neutral: 0-1

Sun Belt — T-2nd East

Conference Record: 8-6 (H: 6-1 • A: 2-5)

| | | |
|-------|--------------------------------|-----------------|
| 11/21 | at Auburn..... | L, 64-86 |
| 11/25 | at Virginia Commonwealth..... | L, 67-72 |
| 11/29 | (1) Mississippi State..... | L, 75-81 |
| 12/04 | (2) vs. Louisville..... | L, 63-93 |
| 12/07 | Murray State..... | L, 95-100 (2ot) |
| 12/13 | Austin Peay..... | W, 75-59 |
| 12/16 | at Illinois State..... | L, 65-66 (ot) |
| 12/20 | Evansville..... | W, 92-82 |
| 12/23 | at Ball State..... | W, 78-69 |
| 12/30 | at Fordham..... | W, 94-70 |
| 01/03 | Kentucky State..... | W, 107-52 |
| 01/07 | at Arkansas State*..... | L, 76-79 |
| 01/10 | at South Alabama*..... | L, 66-72 |
| 01/15 | Arkansas-Little Rock*..... | W, 86-71 |
| 01/17 | Arkansas State*..... | W, 74-66 |
| 01/22 | at New Orleans*..... | L, 64-78 |
| 01/24 | New Mexico State*..... | W, 73-58 |
| 01/29 | Louisiana-Lafayette*..... | L, 102-110# |
| 01/31 | at Florida International*..... | W, 55-42 |
| 02/05 | Middle Tennessee*..... | W, 70-66 |
| 02/08 | West Virginia Tech..... | W, 96-48 |
| 02/12 | at Denver*..... | W, 78-65 |
| 02/14 | North Texas*..... | W, 80-78 |
| 02/19 | at Arkansas-Little Rock*..... | L, 60-68 |
| 02/21 | at Marshall..... | W, 87-66 |
| 02/26 | at Middle Tennessee*..... | L, 59-73 |
| 02/28 | Florida International*..... | W, 74-43 |

| | | |
|-------|---------------------------|----------|
| 03/07 | (3) Middle Tennessee..... | L, 62-76 |
|-------|---------------------------|----------|

(*) Sun Belt Conference game

(#) vacated due to NCAA sanctions against ULL

(1) BB&T Classic, Bowling Green, Ky.

(2) at Gaylord Entertainment Ctr; Nashville, Tenn.

(3) SBC Tournament; Bowling Green, Ky.

Leading Scorers

Nigel Dixon (6-11, Sr., C) — 15.9 ppg

Mike Wells (6-3, Sr., G) — 15.8 ppg

Anthony Winchester (6-4, So., G) — 14.1 ppg

Antonio Haynes (6-0, Jr., G) — 11.9 ppg

Leading Rebounder

Nigel Dixon (6-11, Sr., C) — 10.3 rpg

2004-05

OVERALL RECORD: 22-8

Home: 15-1 • Away: 6-6 • Neutral: 1-1

Sun Belt — 2nd East

Conference Record: 9-5 (H: 6-1 • A: 3-4)

NIT

| | | |
|-------|--------------------------------|----------------|
| 11/19 | (1) Tennessee State..... | W, 76-73 (ot) |
| 11/23 | at Georgia..... | W, 71-61 |
| 11/27 | Montana..... | W, 72-46 |
| 12/01 | Southeast Missouri..... | W, 74-53 |
| 12/04 | at Murray State..... | W, 82-72 |
| 12/08 | Eastern Kentucky..... | W, 75-63 |
| 12/11 | at Evansville..... | L, 62-68 |
| 12/18 | Marshall..... | W, 70-54 |
| 12/22 | Kentucky State..... | W, 89-73 |
| 12/28 | at Austin Peay..... | W, 87-80 |
| 01/01 | Fordham..... | W, 80-59 |
| 01/05 | at Virginia..... | L, 79-80 (2ot) |
| 01/13 | at Arkansas-Little Rock*..... | L, 66-69 |
| 01/15 | at Arkansas State*..... | L, 90-94 |
| 01/20 | New Orleans*..... | W, 81-69 |
| 01/22 | South Alabama*..... | W, 79-76 (ot) |
| 01/27 | at Louisiana-Lafayette*..... | L, 76-91# |
| 01/29 | at New Mexico State*..... | W, 77-75 |
| 02/03 | at Middle Tennessee*..... | W, 61-56 |
| 02/05 | Arkansas State*..... | W, 76-72 |
| 02/07 | Florida International*..... | W, 83-67 |
| 02/10 | Denver*..... | W, 84-79 |
| 02/12 | at North Texas*..... | W, 93-92 |
| 02/17 | Arkansas-Little Rock*..... | L, 53-55 |
| 02/19 | Bradley..... | W, 75-60 |
| 02/24 | Middle Tennessee*..... | W, 85-83 (ot) |
| 02/26 | at Florida International*..... | L, 77-79 |
| 03/06 | (2) vs. New Orleans..... | W, 78-67 |
| 03/07 | (2) vs. Denver..... | L, 68-77 |
| 03/16 | (3) Kent State..... | W, 88-80 (ot) |
| 03/19 | (3) at Wichita State..... | L, 81-84 |

(*) Sun Belt Conference game

(#) vacated due to NCAA sanctions against ULL

(1) BB&T Classic; Bowling Green, Ky.

(2) SBC Tournament; Denton, Texas

(3) National Invitation Tournament

Leading Scorers

Anthony Winchester (6-4, Jr., G) — 18.2 ppg

Courtney Lee (6-5, Fr., G/F) — 14.9 ppg

Antonio Haynes (6-0, Sr., G) — 13.9 ppg

Leading Rebounder

Anthony Winchester (6-4, Jr., G) — 7.2 ppg

2005-06

OVERALL RECORD: 23-8

Home: 13-2 • Away: 7-5 • Neutral: 3-1

Sun Belt Champion (East Division)

Conference Record: 12-2 (H: 7-0 • A: 5-2)

NIT

Table listing basketball games from 2005-06 including opponents like Austin Peay, IUPUI, Georgia, and scores.

(* Sun Belt Conference game

- (1) BB&T Classic; Bowling Green, Ky.
(2) Fiesta Bowl Classic; Tucson, Ariz.
(3) BracketBusters presented by eBay; Bowling Green, Ky.
(4) SBC Tournament; Murfreesboro, Tenn.
(5) National Invitation Tournament

Leading Scorers

Anthony Winchester (6-4, Sr., G) — 18.6 ppg
Courtney Lee (6-5, So., G/F) — 17.4 ppg

Leading Rebounder

Courtney Lee (6-5, So., G/F) — 6.3 rpg

2006-07

OVERALL RECORD: 22-11

Home: 12-3 • Away: 8-6 • Neutral: 2-2

Sun Belt — 2nd East

Conference Record: 12-6 (H: 7-2 • A: 5-4)

Table listing basketball games from 2006-07 including opponents like Kennesaw State, Georgia, Tennessee State, and scores.

Table listing basketball games from 2005-06 (continued) including opponents like New Orleans, Arkansas State, Denver, and scores.

(* Sun Belt Conference game

(1) Findlay Toyota Las Vegas Invitational

(2) BB&T Classic; Bowling Green, Ky.

(3) SBC Tournament; Lafayette, La.

Leading Scorers

Courtney Lee (6-5, Jr., G/F) — 17.3 ppg
Tyrone Brazleton (5-11, Jr., G) — 12.8 ppg

Leading Rebounder

Jeremy Evans (6-9, Fr., F) — 5.7 rpg

2007-08

OVERALL RECORD: 29-7

Home: 13-1 • Away: 10-3 • Neutral: 6-3

Sun Belt Co-Champion (East Division)

Conference Record: 16-2 (H: 8-1 • A: 8-1)

SBC Tournament Champion

NCAA Tournament (Sweet 16)

Table listing basketball games from 2007-08 including opponents like Kennesaw State, Kentucky Wesleyan, Murray State, and scores.

(* Sun Belt Conference game

(1) BB&T Classic, Bowling Green, Ky.

(2) Carrs/Safeway Great Alaska Shootout; Anchorage, Alaska

(3) Sun Belt Classic, Nashville, Tenn.

(4) SBC Tournament; Mobile, Ala.

(5) NCAA Tournament; Tampa, Fla.

(6) NCAA Tournament; Phoenix, Ariz.

Leading Scorers

Courtney Lee (6-5, Sr., G/F) — 20.4 ppg
Tyrone Brazleton (5-11, Sr., G) — 14.4 ppg

Leading Rebounder

Jeremy Evans (6-9, So., F) — 5.2 rpg

KEN McDONALD ERA
2009-12 (3-PLUS SEASONS)
67-49 (.578)
1 CONFERENCE CHAMPIONSHIP
1 POSTSEASON APPEARANCE
2 20-WIN SEASONS

2008-09

OVERALL RECORD: 25-9

Home: 13-0 • Away: 7-7 • Neutral: 5-2

Sun Belt Champion (East Division)

Conference Record: 15-3 (H: 9-0 • A: 6-3)

SBC Tournament Champion

NCAA Tournament (Second Round)

Captain: Orlando Mendez-Valdez

Table listing basketball games from 2008-09 including opponents like Houston, Campbellsville, Murray State, Southern Illinois, and scores.

(* Sun Belt Conference game

(1) Played at Sommet Center; Nashville, Tenn.

(2) MetroPCS Orange Bowl Classic; Sunrise, Fla.

(3) BB&T Classic; Bowling Green, Ky.

(4) SBC Tournament; Hot Springs, Ark.

(5) NCAA Tournament; Portland, Ore.

Leading Scorers

A.J. Slaughter (6-3, Jr., G) — 16.0 ppg
Orlando Mendez-Valdez (6-1, Sr., G) — 14.2 ppg
Steffphon Pettigrew (6-5, So., G/F) — 12.7 ppg
Sergio Kersch (6-5, So., G/F) — 11.2 ppg

Leading Rebounder

Sergio Kersch (6-5, So., G/F) — 7.4 rpg

YEAR-BY-YEAR RESULTS

2009-10

OVERALL RECORD: 21-13

Home: 12-4 • Away: 5-8 • Neutral: 4-1

Sun Belt — 3rd East

Conference Record: 12-6 (H: 7-2 • A: 5-4)

Captain: A.J. Slaughter

| | | |
|-------|--------------------------|--------------------|
| 11/16 | vs. Wis.-Milwaukee (1) |W, 69-65 |
| 11/17 | at LSU (1) |L, 60-71 |
| 11/23 | Cal State Northridge (2) |W, 68-67 |
| 11/24 | Indiana State (2) |L, 63-64 |
| 12/02 | at South Carolina |L, 56-74 |
| 12/06 | Tulane |W, 62-48 |
| 12/08 | Evansville |W, 63-57 |
| 12/11 | vs. Vanderbilt (3) |W, 76-69 |
| 12/19 | at Louisville (4) |L, 75-102 |
| 12/22 | Murray State |W, 83-72 |
| 12/31 | Louisiana-Lafayette* |W, 77-65 |
| 01/04 | Mississippi State |W, 55-52 |
| 01/07 | at South Alabama* |W, 67-64 (ot) |
| 01/10 | at Denver* |L, 67-72 |
| 01/14 | Florida Atlantic* |W, 79-72 |
| 01/16 | FIU* |W, 81-64 |
| 01/18 | at Middle Tennessee* |L, 46-47 |
| 01/21 | at Troy* |L, 69-77 |
| 01/23 | Middle Tennessee* |L, 74-84 |
| 01/25 | at Southern Illinois |L, 63-68 |
| 01/28 | North Texas* |L, 83-84 (ot) |
| 01/30 | New Orleans* |W, 76-56 |
| 02/04 | at ULM* |L, 66-67 |
| 02/06 | Troy* |W, 87-69 |
| 02/09 | Houston |L, 72-74 |
| 02/11 | Arkansas State* |W, 79-68 |
| 02/13 | at UALR* |W, 67-46 |
| 02/18 | South Alabama* |W, 99-69 |
| 02/20 | at Arkansas State* |W, 78-76 (ot) |
| 02/25 | at Florida Atlantic* |W, 78-69 (ot) |
| 02/27 | at FIU* |W, 88-61 |
| 03/06 | vs. New Orleans (5) |W, 83-58 |
| 03/07 | vs. Arkansas State (5) |W, 65-64 |
| 03/08 | vs. Troy (5) |L, 48-54 |

(* Sun Belt Conference game)

(1) 25th Dick's Sporting Goods NIT Season Tip-Off; Baton Rouge, La.

(2) 25th Dick's Sporting Goods NIT Season Tip-Off; Bowling Green, Ky.

(3) Played at Sommet Center; Nashville, Tenn.

(4) Billy Minardi Classic; Louisville, Ky.

(5) SBC Tournament; Hot Springs, Ark.

Leading Scorers

A.J. Slaughter (6-3, Sr., G) — 17.5 ppg

Steffphon Pettigrew (6-5, Jr., F) — 14.9 ppg

Sergio Kersch (6-5, Jr., F) — 14.3 ppg

Jeremy Evans (6-9, Sr., C) — 10.0 ppg

Leading Rebounder

Sergio Kersch (6-5, Jr., F) — 7.2 rpg

2010-11

OVERALL RECORD: 16-16

Home: 7-6 • Away: 6-7 • Neutral: 3-3

Sun Belt — 3rd East

Conference Record: 8-8 (H: 4-4 • A: 4-4)

Captain: Steffphon Pettigrew

| | | |
|-------|------------------------|---------------------|
| 11/12 | at Saint Joseph's |W, 98-70 |
| 11/15 | Alabama A&M |W, 83-61 |
| 11/18 | vs. Minnesota (1) |L, 77-95 |
| 11/19 | vs. Hofstra (1) |W, 62-60 |
| 11/21 | vs. Davidson (1) |L, 51-64 |
| 11/27 | South Carolina |L, 85-87 (2ot) |
| 12/01 | at Vanderbilt |L, 62-82 |
| 12/04 | at #14 Memphis |L, 61-77 |
| 12/08 | at Bowling Green State |W, 59-52 |
| 12/11 | Southern Illinois (2) |W, 53-46 |
| 12/18 | at Murray State |L, 60-69 |
| 12/22 | #25 Louisville |L, 82-114 |
| 01/01 | at Arkansas State* |L, 73-81 |

| | | |
|-------|-----------------------------|---------------|
| 01/06 | Denver* |L, 59-62 |
| 01/13 | at Troy* |L, 68-82 |
| 01/15 | Florida Atlantic* |L, 73-78 |
| 01/20 | at South Alabama* |W, 84-75 |
| 01/22 | Troy* |W, 77-58 |
| 01/27 | at FIU* |W, 81-78 |
| 01/29 | at Florida Atlantic* |W, 57-53 |
| 02/03 | South Alabama* |L, 76-80 |
| 02/05 | ULM* |W, 81-61 |
| 02/10 | Middle Tennessee* |L, 60-69 |
| 02/12 | North Texas* |W, 87-76 |
| 02/14 | Florida Gulf Coast |W, 80-70 |
| 02/17 | at UALR* |W, 61-59 |
| 02/19 | at Louisiana-Lafayette* |W, 81-76 |
| 02/24 | FIU* |W, 80-73 |
| 02/26 | at Middle Tennessee* |L, 39-57 |
| 03/05 | vs. ULM (3) |W, 66-50 |
| 03/06 | vs. Louisiana-Lafayette (3) |W, 81-76 |
| 03/07 | vs. North Texas (3) |L, 62-71 |

(* Sun Belt Conference game)

(1) Honda Puerto Rico Tip-Off; San Juan, P.R.

(2) BB&T Classic; Bowling Green, Ky.

(3) SBC Tournament; Hot Springs, Ark.

Leading Scorers

Sergio Kersch (6-5, Sr., F) — 15.6 ppg

Steffphon Pettigrew (6-5, Sr., F) — 14.6 ppg

Juan Pattillo (6-6, Sr., F) — 13.7 ppg

Leading Rebounder

Juan Pattillo (6-6, Sr., F) — 9.1 rpg

2011-12

OVERALL RECORD: 16-19

Home: 8-7 • Away: 3-8 • Neutral: 5-4

Sun Belt — T-3rd East

Conference Record: 7-9 (H: 5-3 • A: 2-6)

SBC Tournament Champion

NCAA Tournament (Second Round)

Captain: Kahlil McDonald

| | | |
|-------|------------------------|--------------------|
| 11/11 | Saint Joseph's |L, 61-72 |
| 11/14 | Tennessee State |W, 52-49 |
| 11/17 | vs. Tulsa (1) |L, 49-65 |
| 11/18 | vs. LSU (1) |L, 57-76 |
| 11/20 | vs. VCU (1) |L, 64-69 |
| 11/23 | VCU |L, 45-68 |
| 11/26 | Southeastern Louisiana |W, 72-67 |
| 12/01 | Murray State |L, 59-70 |
| 12/04 | Bowling Green State |W, 60-53 |
| 12/07 | at Southern Illinois |W, 62-55 |
| 12/10 | at IUPUI |L, 76-84 |
| 12/17 | Furman (2) |L, 63-76 |
| 12/23 | at #4 Louisville |L, 60-70 |
| 12/29 | at ULM* |W, 76-71 (ot) |
| 12/31 | FIU* |L, 63-81 |
| 01/05 | Louisiana-Lafayette* |L, 70-72 (ot) |

RAY HARPER ERA

2012-PRESENT (1 SEASON)

11-8 (.579)

0 CONFERENCE CHAMPIONSHIPS

1 POSTSEASON APPEARANCE

0 20-WIN SEASONS

| | | |
|-------|----------------------|---------------|
| 01/07 | Troy* |L, 65-67 |
| 01/12 | at North Texas* |L, 67-84 |
| 01/15 | at Denver* |L, 65-78 |
| 01/21 | UALR* |W, 65-53 |
| 01/26 | at Florida Atlantic* |L, 66-67 |
| 01/28 | at FIU* |W, 61-51 |
| 02/04 | South Alabama* |W, 75-66 |
| 02/09 | at Middle Tennessee* |L, 64-72 |
| 02/11 | at Troy* |L, 77-83 |
| 02/16 | Florida Atlantic* |W, 64-57 |
| 02/18 | at South Alabama* |L, 61-66 |
| 02/22 | Arkansas State* |W, 79-76 |
| 02/25 | Middle Tennessee* |W, 73-67 |

| | | |
|-------|----------------------------------|---------------|
| 03/03 | vs. FIU (3) |W, 67-63 |
| 03/04 | vs. UALR (3) |W, 68-63 |
| 03/05 | vs. Denver (3) |W, 67-63 |
| 03/06 | vs. North Texas (3) |W, 74-70 |
| 03/13 | vs. Mississippi Valley State (4) |W, 59-58 |
| 03/15 | vs. #1 Kentucky (5) |L, 66-81 |

(* Sun Belt Conference game)

(1) Charleston Classic; Charleston, S.C.

(2) BB&T Classic; Bowling Green, Ky.

(3) SBC Tournament; Hot Springs, Ark.

(4) NCAA Tournament First Four; Dayton, Ohio

(5) NCAA Tournament; Louisville, Ky.

Leading Scorers

Derrick Gordon (6-2, Fr., G) — 11.8 ppg

George Fant (6-5, Fr., F) — 10.4 ppg

T.J. Price (6-3, Fr., G) — 9.0 ppg

Leading Rebounder

Derrick Gordon (6-2, Fr., G) — 6.7 rpg

GAMES VS. RANKED OPPONENTS

OVERALL RECORD: 34-89

Home: 12-31 • Away: 8-33 • Neutral: 14-25

In Overtime: 4-4 • NCAA Tournament: 8-14

Versus: No. 1: 0-7 • Top 5: 6-24 • Top 10: 13-35

DATE OPPONENT RANK RESULT

| | | | |
|----------|------------------------|----|-----------------|
| 02/12/49 | at Bowling Green St. | 14 | L, 58-72 |
| 03/14/49 | vs. Bradley (1) | 7 | L, 86-95 |
| 01/16/50 | Cincinnati | 12 | W, 84-59 |
| 02/03/50 | Louisville | 15 | W, 84-62 |
| 03/13/50 | vs. St. John's (1) | 9 | L, 60-69 |
| 12/26/50 | at LaSalle | 16 | W, 73-63 |
| 12/28/50 | vs. Long Island (2) | 4 | L, 70-77 |
| 02/08/51 | Cincinnati | 11 | W, 75-70 |
| 03/27/51 | at Bradley | 11 | L, 71-75 |
| 01/01/52 | at LaSalle | 13 | L, 58-67 |
| 01/03/52 | vs. Seton Hall (2) | 11 | L, 65-77 |
| 03/08/52 | vs. Louisville (1) | 17 | W, 62-59 |
| 03/10/52 | vs. St. Bonavntre (1) | 15 | L, 69-70 |
| 12/18/52 | vs. Seton Hall (2) | 4 | L, 74-77 |
| 12/29/52 | vs. Idaho (3) | 20 | L, 60-75 |
| 12/30/52 | vs. Tulsa (3) | 8 | W, 79-70 |
| 01/03/53 | vs. St. Bonavntre (4) | 15 | W, 94-63 |
| 02/07/53 | Eastern Kentucky | 15 | W, 86-76 |
| 02/28/53 | vs. E. Kentucky (5) | 20 | W, 70-60 |
| 03/10/53 | vs. Duquesne (1) | 11 | L, 61-69 |
| 01/13/54 | at Dayton | 17 | W, 79-75 |
| 03/11/54 | Holy Cross | 6 | L, 69-75 |
| 01/19/55 | at Dayton | 18 | L, 73-91 |
| 02/01/55 | Dayton | 15 | L, 67-73 |
| 12/17/55 | at Oklahoma City | 20 | L, 87-92 |
| 12/28/55 | at Louisville | 11 | W, 86-77 |
| 01/10/56 | at Memphis | 17 | L, 64-80 |
| 12/19/56 | San Francisco | 2 | W, 61-57 |
| 01/07/57 | Oklahoma City | 11 | L, 78-85 |
| 02/05/57 | at Memphis | 16 | L, 84-86 |
| 02/11/57 | at Oklahoma State | 13 | L, 67-96 |
| 02/23/57 | Memphis | 20 | L, 82-98 |
| 01/24/59 | West Virginia | 10 | L, 72-74 |
| 03/11/60 | Ohio State | 3 | L, 79-98 |
| 12/13/60 | Louisville | 9 | L, 71-86 |
| 12/15/60 | Memphis | 19 | L, 74-95 |
| 03/16/62 | Ohio State | 1 | L, 73-93 |
| 12/28/67 | Indiana | 3 | W, 110-98 |
| 01/18/69 | at LaSalle | 11 | L, 81-88 |
| 12/15/69 | at Duquesne | 7 | L, 65-87 |
| 03/07/70 | Jacksonville | 6 | L, 96-109 |
| 12/23/70 | Jacksonville | 4 | W, 97-84 |
| 12/28/70 | at St. John's | 19 | W, 86-67 |
| 12/30/70 | South Carolina | 2 | L, 84-86 |
| 03/13/71 | vs. Jacksonville (6) | 9 | W, 74-72 |
| 03/18/71 | vs. Kentucky (7) | 8 | W, 107-83 |
| 03/20/71 | vs. Ohio State (7) | 10 | W, 81-78 (ot) |
| 03/25/71 | vs. Villanova (8) | 19 | L, 89-92 (ot) |
| 03/27/71 | vs. Kansas (8) | 4 | W, 77-75 |
| 12/23/71 | Pennsylvania | 13 | L, 79-88 |
| 12/29/71 | at Maryland | 16 | L, 68-103 |
| 01/10/73 | at Providence | 13 | L, 88-118 |
| 12/10/73 | Providence | 6 | W, 89-84 |
| 12/14/74 | Purdue | 15 | L, 91-114 |
| 12/26/74 | at Louisville | 4 | L, 81-107 |
| 12/27/74 | Purdue | 15 | W, 92-80 |
| 01/29/75 | at LaSalle | 7 | W, 91-87 |
| 12/01/75 | Memphis | 19 | W, 87-84 |
| 12/26/75 | at NC State | 9 | L, 98-110 |
| 01/05/76 | LaSalle | 20 | L, 100-104 (ot) |
| 03/13/76 | vs. Marquette (9) | 2 | L, 60-79 |
| 11/27/76 | at Michigan | 1 | L, 70-94 |
| 11/26/77 | Michigan | 13 | L, 81-87 |
| 12/28/77 | at Maryland | 14 | L, 78-91 |
| 03/11/78 | vs. Syracuse (10) | 18 | W, 87-86 (ot) |
| 03/16/78 | vs. Michigan State (9) | 4 | L, 60-90 |
| 11/25/78 | Duke | 1 | L, 53-78 |
| 12/14/79 | at Louisville | 12 | L, 74-96 |

| | | | |
|----------|------------------------|----|----------------|
| 12/05/81 | Louisville | 3 | L, 66-71 |
| 12/22/81 | at Georgetown | 17 | L, 45-64 |
| 12/04/82 | Georgetown | 2 | L, 66-70 (ot) |
| 02/26/83 | Louisville | 5 | L, 62-73 |
| 11/26/83 | Georgia | 16 | L, 68-85 |
| 12/21/83 | Georgetown | 5 | L, 41-53 |
| 12/14/84 | at Indiana | 16 | L, 57-80 |
| 01/10/85 | VCU | 18 | L, 58-72 |
| 02/21/85 | at VCU | 17 | L, 62-85 |
| 12/07/85 | Auburn | 19 | W, 71-58 |
| 12/14/85 | at Louisville | 15 | L, 70-73 |
| 01/04/86 | at Virginia Tech | 20 | L, 71-85 |
| 01/16/86 | at UAB | 12 | W, 75-72 (ot) |
| 01/25/86 | UAB | 18 | W, 81-75 |
| 03/16/86 | vs. Kentucky (11) | 3 | L, 64-71 |
| 03/15/87 | at Syracuse (12) | 10 | L, 86-104 |
| 12/08/88 | Louisville | 15 | L, 69-81 |
| 11/24/89 | Alabama | 17 | L, 72-79 |
| 12/09/89 | at Louisville | 11 | L, 61-75 |
| 11/28/90 | at Georgia | 17 | L, 65-124 |
| 12/21/90 | Kentucky | 18 | L, 70-84 |
| 02/15/92 | at Kentucky | 19 | L, 83-93 |
| 02/02/93 | at New Orleans | 25 | L, 80-89 |
| 02/16/93 | at Louisville | 22 | W, 78-77 |
| 02/22/93 | New Orleans | 19 | L, 67-71 |
| 03/08/93 | vs. New Orleans (13) | 13 | W, 72-63 |
| 03/20/93 | vs. Seton Hall (14) | 6 | W, 72-68 |
| 03/25/93 | vs. Florida State (15) | 11 | L, 78-81 (ot) |
| 11/17/93 | at North Carolina | 1 | L, 87-101 |
| 12/28/93 | Indiana | 13 | L, 55-65 |
| 03/17/94 | vs. Texas (16) | 20 | L, 77-91 |
| 12/17/94 | at UMass | 5 | L, 72-91 |
| 03/18/95 | vs. Kansas (9) | 5 | L, 70-75 |
| 12/28/96 | Cincinnati | 7 | L, 57-81 |
| 02/04/97 | at Clemson | 10 | L, 55-69 |
| 11/19/97 | at Kansas | 2 | L, 62-75 |
| 12/06/97 | Xavier | 19 | L, 60-93 |
| 12/30/97 | Clemson | 21 | L, 52-71 |
| 03/16/01 | vs. Florida (17) | 8 | L, 56-69 |
| 11/15/01 | at Kentucky | 4 | W, 64-52 |
| 03/14/02 | vs. Stanford (18) | 24 | L, 68-84 |
| 11/23/02 | at Arizona | 1 | L, 68-107 |
| 03/20/03 | vs. Illinois (19) | 11 | L, 60-65 |
| 11/24/06 | vs. Florida (20) | 1 | L, 68-101 |
| 11/22/07 | vs. Gonzaga (21) | 14 | L, 71-74 |
| 12/15/07 | vs. Tennessee (22) | 11 | L, 82-88 |
| 03/21/08 | vs. Drake (23) | 14 | W, 101-99 (ot) |
| 03/27/08 | vs. UCLA (24) | 3 | L, 78-88 |
| 11/30/08 | vs. Louisville (22) | 3 | W, 68-54 |
| 03/21/09 | vs. Gonzaga (25) | 10 | L, 81-83 |
| 12/11/09 | vs. Vanderbilt (22) | 24 | W, 76-69 |
| 12/04/10 | at Memphis | 14 | L, 61-77 |
| 12/22/10 | Louisville | 25 | L, 82-114 |
| 12/23/11 | at Louisville | 4 | L, 60-70 |
| 03/15/12 | vs. Kentucky (26) | 1 | L, 66-81 |

- (1) NIT at Madison Square Garden (New York, N.Y.)
- (2) Madison Square Garden (New York, N.Y.)
- (3) Louisville, Ky.
- (4) All-College Tournament (Oklahoma City, Okla.)
- (5) OVC Tournament (Louisville, Ky.)
- (6) NCAA Tournament (South Bend, Ind.)
- (7) NCAA Tournament (Athens, Ga.)
- (8) NCAA Final Four (Houston, Texas)
- (9) NCAA Tournament (Dayton, Ohio)
- (10) NCAA Tournament (Knoxville, Tenn.)
- (11) NCAA Tournament (Charlotte, N.C.)
- (12) NCAA Tournament (Syracuse, N.Y.)
- (13) SBC Tournament (Biloxi, Miss.)
- (14) NCAA Tournament (Orlando, Fla.)
- (15) NCAA Tournament (Charlotte, N.C.)
- (16) NCAA Tournament (Wichita, Kan.)
- (17) NCAA Tournament (New Orleans, La.)
- (18) NCAA Tournament (St. Louis, Mo.)
- (19) NCAA Tournament (Indianapolis, Ind.)
- (20) Thomas and Mack Center (Las Vegas, Nev.)
- (21) Carrs/Safeway Great Alaska Shootout (Anchorage, Ak.)
- (22) Sommet Center (Nashville, Tenn.)
- (23) NCAA Tournament (Tampa, Fla.)
- (24) NCAA Tournament (Phoenix, Ariz.)
- (25) NCAA Tournament (Portland, Ore.)
- (26) NCAA Tournament (Louisville, Ky.)

SERIES RECORDS BY OPPONENT

ABILENE CHRISTIAN — 2-0

Home: 2-0 • Away: 0-0 • Neutral: 0-0
 12/03/60 Bowling Green.....W, 59-54
 12/14/65 Bowling Green.....W, 84-59

AKRON — 8-2

Home: 4-1 • Away: 4-1 • Neutral: 0-0
 01/10/80 Bowling Green*W, 92-58
 02/07/80 Akron*.....W, 70-68
 01/05/81 Akron*.....W, 68-62
 02/05/81 Bowling Green*W, 83-61
 01/21/82 Akron*.....W, 77-68
 02/20/82 Bowling Green*W, 82-68
 11/25/98 Bowling Green.....L, 61-63
 11/30/99 Akron.....L, 62-75
 12/16/00 Bowling Green.....W, 73-58
 12/05/01 Akron.....W, 78-68

ALABAMA — 0-2

Home: 0-0 • Away: 0-0 • Neutral: 0-2
 12/03/55 Louisville, Ky.....L, 85-90
 11/24/89 San Juan, P.R. (#17).....L, 72-79
 (San Juan Sunshine Shootout)

ALABAMA A&M — 2-0

Home: 2-0 • Away: 0-0 • Neutral: 0-0
 12/21/08 Bowling Green.....W, 83-60
 11/15/10 Bowling Green.....W, 83-61

UAB — 10-18

Home: 7-5 • Away: 3-11 • Neutral: 0-2
 03/13/81 Tuscaloosa, Ala.....L, 68-93
 (NCAA Tournament)
 01/25/83 Bowling Green*L, 66-68
 02/05/83 Birmingham*.....L, 56-61
 01/07/84 Birmingham*.....L, 56-71
 02/24/84 Bowling Green*W, 89-76
 01/19/85 Bowling Green*L, 66-68
 02/09/85 Birmingham*.....L, 62-77
 03/01/85 Hampton, Va.....L, 56-64
 (Sun Belt Conference Tournament)
 01/16/86 Birmingham* (#12).....W, 75-72 (ot)
 01/25/86 Bowling Green* (#18).....W, 81-75
 02/28/86 Birmingham.....L, 45-57
 (Sun Belt Conference Tournament)
 01/10/87 Bowling Green*W, 85-67
 02/21/87 Birmingham*.....L, 73-86
 02/28/87 Bowling Green.....L, 60-72
 (Sun Belt Conference Tournament)
 01/09/88 Bowling Green*W, 53-50
 01/30/88 Birmingham*.....L, 51-72
 01/10/89 Birmingham*.....L, 60-76
 02/09/89 Bowling Green*L, 70-80
 01/16/90 Birmingham*.....L, 55-86
 02/01/90 Bowling Green*L, 57-68
 01/05/91 Birmingham*.....L, 83-92
 01/19/91 Bowling Green*W, 96-85
 01/03/94 Birmingham.....L, 51-62
 12/28/94 Bowling Green.....W, 78-54
 12/09/95 Birmingham.....W, 77-65
 12/05/98 Birmingham.....L, 72-87
 11/29/05 Birmingham.....W, 92-76
 11/28/06 Bowling Green.....W, 69-54
 (BB&T Classic)

ALABAMA-HUNTSVILLE — 1-0

Home: 1-0 • Away: 0-0 • Neutral: 0-0
 12/01/80 Bowling Green.....W, 83-73

ALABAMA STATE — 2-0

Home: 1-0 • Away: 1-0 • Neutral: 0-0
 01/07/36 Montgomery.....W, 45-41
 12/19/87 Bowling Green.....W, 85-64

ALASKA ANCHORAGE — 1-0

Home: 0-0 • Away: 1-0 • Neutral: 0-0
 11/23/07 Anchorage.....W, 71-67
 (Carrs/Safeway Great Alaska Shootout)

AMERICAN-PUERTO RICO — 1-1

Home: 0-0 • Away: 0-0 • Neutral: 1-1
 11/26/89 San Juan.....W, 110-76
 (San Juan Sunshine Shootout)
 11/25/95 San Juan.....L, 85-86
 (San Juan Shootout)

ARIZONA — 0-2

Home: 0-0 • Away: 0-2 • Neutral: 0-0
 11/23/02 Tucson (#1).....L, 68-107
 12/21/05 Tucson.....L, 81-86 (ot)
 (Fiesta Bowl Classic)

ARKANSAS — 2-4

Home: 1-0 • Away: 1-0 • Neutral: 0-4
 03/26/36 Little Rock, Ark.....L, 36-43
 (National Olympic Playoff)
 03/27/36 Little Rock, Ark.....L, 30-38
 (National Olympic Playoff)
 1945-46 Little Rock, Ark.....L, 46-66
 1945-46 Little Rock, Ark.....L, 38-67
 12/03/73 Fayetteville.....W, 102-100
 12/07/74 Bowling Green.....W, 74-63

UALR — 34-10

Home: 17-4 • Away: 15-6 • Neutral: 2-0
 11/29/75 Bowling Green.....W, 106-78
 11/29/76 Bowling Green.....W, 75-73
 01/24/92 Bowling Green*W, 72-58
 02/27/92 Little Rock*.....L, 78-82
 01/14/93 Bowling Green*W, 92-56
 03/01/93 Little Rock*.....W, 78-71
 01/10/94 Bowling Green*W, 83-78
 02/17/94 Little Rock*.....W, 66-62
 03/05/94 Bowling Green.....W, 72-69
 (Sun Belt Conference Tournament)
 02/16/95 Little Rock*.....W, 70-68
 02/23/95 Bowling Green*W, 81-50
 03/07/95 Little Rock.....W, 82-79
 (Sun Belt Conference Tournament)
 01/06/96 Bowling Green*L, 76-84
 01/21/96 Little Rock*.....W, 83-65
 01/27/97 Little Rock*.....W, 71-62
 02/09/97 Bowling Green*L, 77-80
 03/01/97 Little Rock.....L, 62-68
 (Sun Belt Conference Tournament)
 01/18/98 Bowling Green*.....L, 76-77 (ot)
 02/19/98 Little Rock*.....L, 61-70
 01/28/99 Little Rock*.....W, 62-54
 02/10/99 Bowling Green*W, 56-52
 01/13/00 Little Rock*.....W, 76-71
 02/26/00 Bowling Green*W, 77-51
 01/13/01 Bowling Green*W, 59-49
 02/17/01 Little Rock*.....W, 86-73
 01/24/02 Bowling Green*W, 95-85
 02/07/02 Little Rock*.....W, 83-79 (ot)
 01/09/03 Little Rock*.....W, 74-66
 02/13/03 Bowling Green*W, 70-51
 01/15/04 Bowling Green*W, 86-71
 02/19/04 Little Rock*.....L, 60-68
 01/13/05 Little Rock*.....L, 66-69
 02/17/05 Bowling Green*L, 53-55
 01/12/06 Bowling Green*W, 74-70
 02/16/06 Little Rock*.....W, 74-73
 01/17/07 Little Rock*.....L, 69-71
 01/31/08 Bowling Green*W, 71-47
 03/10/08 Mobile, Ala.....W, 70-55
 (Sun Belt Conference Tournament)
 01/03/09 Bowling Green*W, 79-47

02/19/09 Little Rock*W, 78-69
 02/13/10 Little Rock*W, 67-46
 02/17/11 Little Rock*W, 61-59
 01/21/12 Bowling Green*W, 65-53
 03/04/12 Hot Springs, Ark.....W, 68-63
 (Sun Belt Conference Tournament)

ARKANSAS STATE — 29-12

Home: 18-1 • Away: 10-9 • Neutral: 1-2
 01/29/48 Bowling Green.....W, 76-37
 01/21/92 Bowling Green*W, 80-66
 02/20/92 Jonesboro*W, 75-62
 01/16/93 Jonesboro*W, 86-75
 02/20/93 Bowling Green*W, 67-61
 01/08/94 Bowling Green*W, 65-55
 02/19/94 Jonesboro*W, 73-51
 01/05/95 Bowling Green*W, 88-68
 02/27/95 Jonesboro*W, 92-75
 01/04/96 Jonesboro*L, 68-80
 02/05/96 Bowling Green*W, 91-64
 02/06/97 Bowling Green*W, 68-53
 02/13/97 Jonesboro*L, 63-72
 01/15/98 Jonesboro*L, 67-76
 01/24/98 Bowling Green*L, 49-71
 01/21/99 Bowling Green*W, 65-57
 01/30/99 Jonesboro*L, 63-70
 03/02/99 Lafayette, La.....L, 48-65
 (Sun Belt Conference Tournament)
 01/15/00 Jonesboro*L, 70-77
 02/24/00 Bowling Green*W, 84-72
 01/25/01 Bowling Green*W, 79-61
 02/22/01 Jonesboro*W, 100-60
 01/27/02 Bowling Green*W, 45-42
 02/09/02 Jonesboro*W, 50-46
 01/11/03 Jonesboro*W, 77-69
 02/15/03 Bowling Green*W, 69-63
 01/07/04 Jonesboro*L, 76-79
 01/17/04 Bowling Green*W, 74-66
 01/15/05 Jonesboro*L, 90-94
 02/05/05 Bowling Green*W, 76-72
 01/05/06 Jonesboro*W, 72-70
 01/14/06 Bowling Green*W, 87-63
 01/25/07 Jonesboro*L, 75-76
 03/05/07 Lafayette, La.....L, 73-80
 (Sun Belt Conference Tournament)
 01/27/08 Bowling Green*W, 77-68
 02/02/09 Jonesboro*W, 68-63
 02/11/10 Bowling Green*W, 79-68
 02/20/10 Jonesboro*W, 78-76 (ot)
 03/07/10 Hot Springs, Ark.....W, 65-64
 (Sun Belt Conference Tournament)
 01/01/11 Jonesboro*L, 73-81
 02/23/12 Bowling Green*W, 79-76

ARMSTRONG ATLANTIC STATE — 1-0

Home: 1-0 • Away: 0-0 • Neutral: 0-0
 12/19/86 Bowling Green.....W, 68-48

ARMY — 2-1

Home: 0-0 • Away: 0-0 • Neutral: 2-1
 02/07/59 Louisville, Ky.....W, 94-73
 03/16/65 New York, N.Y.....L, 54-58
 (National Invitation Tournament)
 12/07/90 Clarksville, Tenn.....W, 88-64
 (Acme Boot Classic)

ASBURY (KY.) — 1-0

Home: 1-0 • Away: 0-0 • Neutral: 0-0
 01/03/01 Bowling Green.....W, 81-29

AUBURN — 3-1

Home: 1-0 • Away: 0-1 • Neutral: 2-0
 12/16/72 Los Angeles, Calif.W, 87-72
 (Trojan Classic)
 12/07/85 Bowling Green (#19)W, 71-58
 (Wendy's Classic)
 12/01/02 Nashville, Tenn.W, 89-70
 11/21/03 AuburnL, 64-86

AUGUSTA STATE — 1-0

Home: 1-0 • Away: 0-0 • Neutral: 0-0
 11/24/84 Bowling GreenW, 93-57

AUSTIN PEAY — 37-14

Home: 22-5 • Away: 15-8 • Neutral: 0-1
 12/08/41 ClarksvilleW, 42-34
 01/07/42 Bowling GreenW, 46-34
 02/05/64 Bowling Green*L, 69-73
 02/27/64 Clarksville*L, 75-76
 02/01/65 Clarksville*W, 78-74
 02/22/65 Bowling Green*W, 116-77
 02/07/66 Clarksville*W, 94-67
 03/03/66 Bowling Green*W, 76-63
 01/30/67 Clarksville*W, 101-59
 02/27/67 Bowling Green*W, 116-76
 01/29/68 Clarksville*W, 84-70
 02/26/68 Bowling Green*W, 76-67
 12/16/68 Bowling Green*W, 75-73
 03/03/69 Clarksville*L, 80-84 (ot)
 01/26/70 Clarksville*W, 85-75
 03/02/70 Bowling Green*W, 100-84
 01/25/71 Bowling Green*W, 117-72
 03/01/71 Clarksville*L, 94-96
 01/29/72 Bowling Green*W, 106-73
 02/28/72 Clarksville*W, 83-74
 01/29/73 Bowling Green*L, 86-92 (ot)
 02/24/73 Clarksville*W, 94-92
 01/28/74 Clarksville*L, 97-98
 02/23/74 Bowling Green*W, 84-82
 01/25/75 Clarksville*L, 75-78
 02/24/75 Bowling Green*W, 92-76
 02/02/76 Clarksville*L, 81-91
 02/28/76 Bowling Green*W, 76-75
 01/22/77 Clarksville*L, 76-92
 02/21/77 Bowling Green*L, 59-73
 01/23/78 Clarksville*W, 91-83
 02/18/78 Bowling Green*L, 64-66
 03/04/78 Bowling GreenW, 77-69
 (Ohio Valley Conference Tournament)
 01/22/79 Bowling Green*W, 85-61
 02/17/79 Clarksville*W, 78-66
 01/19/80 Clarksville*W, 95-71
 02/14/80 Bowling Green*W, 70-51
 01/17/81 Bowling Green*W, 70-58
 02/12/81 Clarksville*W, 62-59
 03/06/81 Bowling GreenW, 82-71
 (Ohio Valley Conference Tournament)
 12/19/81 Bowling Green*W, 77-64
 01/28/82 Clarksville*W, 48-46
 12/05/87 Bowling GreenL, 59-69
 (Wendy's Classic)
 12/08/90 ClarksvilleL, 79-86
 (Acme Boot Classic)
 12/14/91 Bowling GreenW, 86-67
 12/29/99 Green Bay, Wis.L, 68-72
 (Oneida Classic)
 12/08/01 ClarksvilleW, 77-75
 01/05/02 Bowling GreenW, 75-73
 12/13/03 Bowling GreenW, 75-59
 12/28/04 ClarksvilleW, 87-80
 11/18/05 Bowling GreenW, 83-54

BALDWIN-WALLACE — 1-0

Home: 0-0 • Away: 0-0 • Neutral: 1-0
 02/11/49 Cleveland, OhioW, 67-58

BALL STATE — 5-0

Home: 2-0 • Away: 2-0 • Neutral: 1-0
 12/11/93 Bowling GreenW, 84-72
 12/06/94 MuncieW, 84-77
 02/22/03 Bowling GreenW, 84-79
 (ESPN Bracket Buster Saturday)
 12/23/03 MuncieW, 78-69
 11/25/06 Las Vegas, Nev.W, 76-66
 (Findlay Toyota Las Vegas Invitational)

BAYLOR — 2-0

Home: 1-0 • Away: 1-0 • Neutral: 0-0
 12/02/71 WacoW, 94-84
 12/08/73 Bowling GreenW, 97-81

BELMONT — 4-2

Home: 3-1 • Away: 1-1 • Neutral: 0-0
 11/25/53 NashvilleW, 108-75
 12/01/64 Bowling GreenL, 50-52
 12/10/94 Bowling GreenW, 113-79
 12/02/96 Bowling GreenW, 69-44
 11/30/98 Bowling GreenW, 67-64
 01/18/00 NashvilleL, 52-80

BEMIS — 1-1

Home: 0-0 • Away: 1-1 • Neutral: 0-0
 01/04/27 site unknownW, 33-11
 01/05/27 site unknownL, 20-26

BEREA — 24-8

Home: 10-3 • Away: 6-4 • Neutral: 8-1
 01/20/23 Bowling GreenW, 23-18
 01/28/24 Bowling GreenL, 21-34
 02/09/24 BereaL, 19-28
 01/21/28 Bowling GreenW, 45-21
 02/04/28 BereaW, 32-24
 02/23/28 Winchester, Ky.W, 38-22
 (KIAC Tournament)
 01/19/29 Bowling GreenL, 27-34
 01/27/30 BereaL, 40-42
 02/20/30 Winchester, Ky.W, 39-38
 (KIAC Tournament)
 01/30/31 Bowling GreenW, 51-44
 02/20/31 Winchester, Ky.L, 22-24
 (KIAC Tournament)
 01/18/32 BereaW, 26-23
 02/11/33 Bowling GreenW, 38-28
 02/24/33 Winchester, Ky.W, 22-15
 (KIAC Tournament)
 01/15/34 BereaL, 30-33
 03/6/34 Jackson, Miss.W, 42-40
 (SIAA Tournament)
 01/18/35 Bowling GreenW, 41-33
 02/21/35 Bowling GreenW, 40-19
 (KIAC Tournament)
 02/10/36 BereaW, 40-23
 01/11/37 BereaW, 40-25
 02/13/37 Bowling GreenW, 50-39
 02/14/38 BereaW, 53-23
 02/16/39 Bowling GreenW, 55-27
 02/03/40 BereaW, 46-28
 02/28/41 Richmond, Ky.W, 53-33
 (KIAC Tournament)
 02/28/42 Richmond, Ky.W, 53-34
 (KIAC Tournament)
 02/26/43 Richmond, Ky.W, 54-37
 (KIAC Tournament)
 01/29/44 BereaL, 38-67
 02/12/44 Bowling GreenL, 44-57
 01/20/45 Bowling GreenW, 57-33

02/26/48 Louisville, Ky.W, 87-51
 (KIAC Tournament)
 01/08/49 Bowling GreenW, 77-36

BETHEL (KY.) — 13-2

Home: 7-0 • Away: 6-2 • Neutral: 0-0
 1914-15 Bowling GreenW, 38-21
 12/16/15 HopkinsvilleW, —
 01/17/16 Bowling GreenW, —
 02/05/24 HopkinsvilleL, 20-33
 02/21/24 Bowling GreenW, 19-17
 01/30/25 Bowling GreenW, 26-15
 02/12/25 HopkinsvilleW, 26-15
 01/16/26 Bowling GreenW, 45-15
 02/15/26 HopkinsvilleW, 59-22
 01/25/27 HopkinsvilleW, 30-21
 02/10/27 HopkinsvilleW, 39-27
 01/08/28 HopkinsvilleL, 28-29
 01/27/28 Bowling GreenW, 29-27
 01/29/29 HopkinsvilleW, 26-13
 02/08/29 Bowling GreenW, 26-18

BETHEL (TENN.) — 1-0

Home: 1-0 • Away: 0-0 • Neutral: 0-0
 02/07/23 Bowling GreenW, 43-17

BETHUNE-COOKMAN — 1-0

Home: 1-0 • Away: 0-0 • Neutral: 0-0
 12/23/91 Bowling GreenW, 105-78

BIRMINGHAM SOUTHERN — 2-0

Home: 0-0 • Away: 2-0 • Neutral: 0-0
 01/28/32 BirminghamW, 37-25
 01/08/34 BirminghamW, 44-30

BOSTON COLLEGE — 1-0

Home: 0-0 • Away: 0-0 • Neutral: 1-0
 12/29/82 Atlanta, Ga.W, 74-68
 (Cotton States Classic)

BOWLING GREEN STATE — 22-9

Home: 11-2 • Away: 5-7 • Neutral: 6-0
 12/09/44 Bowling Green, Ky.L, 51-52
 12/14/46 Bowling Green, OhioL, 37-39
 01/02/47 Bowling Green, Ky.W, 62-43
 12/29/47 Bowling Green, OhioL, 64-75
 02/04/48 Bowling Green, Ky.W, 66-52
 12/11/48 Bowling Green, Ky.W, 60-51
 02/12/49 Bowling Green, Ohio (#14)L, 58-72
 12/08/49 Louisville, Ky.W, 78-57
 02/09/50 Cleveland, OhioW, 103-87
 01/20/51 Owensboro, Ky.W, 69-68
 03/15/51 Toledo, OhioW, 78-77
 12/08/51 Bowling Green, Ky.W, 89-57
 03/03/52 Bowling Green, OhioW, 82-75
 02/02/53 Bowling Green, Ky.W, 71-60
 02/23/53 Bowling Green, OhioL, 82-86
 02/01/54 Louisville, Ky.W, 94-82
 03/08/54 New York, N.Y.W, 95-81
 (National Invitational Tournament)
 01/28/55 Bowling Green, OhioW, 89-69
 02/04/56 Bowling Green, Ky.W, 70-57
 01/25/58 Bowling Green, Ky.W, 83-65
 01/10/59 Bowling Green, OhioL, 61-76
 01/23/60 Bowling Green, Ky.W, 85-61
 01/21/61 Bowling Green, OhioL, 62-74
 12/15/62 Bowling Green, Ky.L, 58-83
 12/05/64 Bowling Green, OhioW, 90-77
 12/03/77 Bowling Green, OhioW, 78-65
 12/02/78 Bowling Green, Ky.W, 70-48
 12/05/90 Bowling Green, Ky.W, 90-77
 12/11/91 Bowling Green, OhioL, 74-81
 12/08/10 Bowling Green, OhioW, 59-52
 12/04/11 Bowling Green, Ky.W, 60-53

SERIES RECORDS BY OPPONENT

BRADLEY — 1-6

Home: 1-1 • Away: 0-4 • Neutral: 0-1
 12/10/37 Peoria.....L, 33-39
 02/11/38 Bowling Green.....L, 24-32
 12/15/39 Peoria.....L, 38-39
 03/14/49 New York, N.Y. (#7).....L, 86-95
 (National Invitation Tournament)
 03/27/51 Peoria (#11).....L, 71-75
 (National Campus Tournament)
 02/19/05 Bowling Green.....W, 75-60
 12/14/05 Peoria.....L, 76-78

BYU — 3-0

Home: 2-0 • Away: 1-0 • Neutral: 0-0
 01/06/47 Bowling Green.....W, 62-44
 01/07/47 Bowling Green.....W, 59-40
 12/30/54 Salt Lake City.....W, 89-78

BROOKLYN — 1-1

Home: 0-0 • Away: 0-0 • Neutral: 1-1
 12/25/43 New York, N.Y.....L, 35-36
 12/25/44 New York, N.Y.....W, 2-0

BRYSON — 1-0

Home: 1-0 • Away: 0-0 • Neutral: 0-0
 02/13/24 Bowling Green.....W, 54-18

BUTLER — 16-8

Home: 9-2 • Away: 7-4 • Neutral: 0-2
 03/17/62 Iowa City, Iowa.....L, 86-87
 (NCAA Tournament)
 12/17/66 Indianapolis.....W, 81-68
 12/12/67 Bowling Green.....W, 76-58
 12/18/68 Indianapolis.....L, 65-67
 12/11/69 Bowling Green.....W, 92-61
 12/19/70 Indianapolis.....W, 100-90
 12/16/71 Bowling Green.....W, 91-69
 12/13/72 Indianapolis.....L, 82-88 (ot)
 12/13/73 Bowling Green.....W, 104-96
 12/30/75 Indianapolis.....W, 76-62
 12/07/77 Bowling Green.....L, 86-90
 12/30/78 Indianapolis.....W, 71-65
 01/03/80 Bowling Green.....W, 66-62
 12/09/81 Bowling Green.....W, 96-65
 12/18/82 Indianapolis.....W, 65-63 (ot)
 01/03/87 Indianapolis.....W, 74-73 (ot)
 12/02/87 Bowling Green.....W, 85-68
 11/28/88 Bowling Green.....L, 81-91
 12/04/89 Indianapolis.....W, 62-59 (ot)
 12/06/95 Bowling Green.....W, 56-50
 01/05/97 Indianapolis.....L, 73-75
 12/03/97 Bowling Green.....W, 69-59
 12/08/98 Indianapolis.....L, 58-69
 12/29/02 Honolulu, Hawaii.....L, 60-63
 (Outrigger Hotels Rainbow Classic)

CALIFORNIA — 1-0

Home: 0-0 • Away: 0-0 • Neutral: 1-0
 12/29/67 Dallas, Texas.....W, 96-85
 (All-Sports Classic)

CALIFORNIA-DAVIS — 1-0

Home: 1-0 • Away: 0-0 • Neutral: 0-0
 12/05/70 Bowling Green.....W, 88-65

UCLA — 0-1

Home: 0-0 • Away: 0-0 • Neutral: 0-1
 03/27/08 Phoenix, Ariz. (#3).....L, 78-88
 (NCAA Tournament)

CALIFORNIA-RIVERSIDE — 1-0

Home: 1-0 • Away: 0-0 • Neutral: 0-0
 12/08/69 Bowling Green.....W, 92-79

CAL POLY — 2-0

Home: 1-0 • Away: 0-0 • Neutral: 1-0
 12/17/77 Bowling Green.....W, 72-50
 12/30/98 Oklahoma City, Okla.....W, 93-88 (2ot)
 (All-College Tournament)

CAL STATE NORTHRIDGE — 1-0

Home: 1-0 • Away: 0-0 • Neutral: 0-0
 11/23/09 Bowling Green.....W, 68-67
 (Preseason NIT)

CAMPBELLSVILLE (KY.) — 4-0

Home: 3-0 • Away: 1-0 • Neutral: 0-0
 12/12/42 Campbellsville.....W, 55-15
 02/10/43 Bowling Green.....W, 86-24
 12/06/65 Bowling Green.....W, 101-59
 11/18/08 Bowling Green.....W, 62-48

CANISIUS — 5-1

Home: 0-0 • Away: 5-1 • Neutral: 0-0
 01/01/44 Buffalo.....L, 50-54
 01/01/45 Buffalo.....W, 50-43
 01/18/47 Buffalo.....W, 52-50
 01/17/48 Buffalo.....W, 74-52
 12/27/48 Buffalo.....W, 65-55
 12/26/49 Buffalo.....W, 74-61

CANTERBURY — 1-0

Home: 0-0 • Away: 0-0 • Neutral: 1-0
 12/05/47 Louisville, Ky.....W, 82-34

CARSON-NEWMAN — 2-0

Home: 2-0 • Away: 0-0 • Neutral: 0-0
 12/15/64 Bowling Green.....W, 73-54
 01/03/84 Bowling Green.....W, 76-72

CENTENARY — 1-1

Home: 0-0 • Away: 0-0 • Neutral: 1-1
 03/02/33 Jackson, Miss.....L, 31-40
 (SIAA Tournament)
 03/04/35 Jackson, Miss.....W, 23-17
 (SIAA Tournament)

CENTRAL FLORIDA — 3-0

Home: 1-0 • Away: 1-0 • Neutral: 1-0
 02/10/92 Orlando*.....W, 81-78 (ot)
 02/29/92 Bowling Green*.....W, 83-47
 12/19/05 Tucson, Ariz.....W, 73-68
 (Fiesta Bowl Classic)

CENTRAL MICHIGAN — 2-1

Home: 1-1 • Away: 1-0 • Neutral: 0-0
 12/11/86 Bowling Green.....L, 65-73
 12/07/87 Mt. Pleasant.....W, 77-73
 12/17/88 Bowling Green.....W, 77-62

CENTRAL MISSOURI — 1-0

Home: 1-0 • Away: 0-0 • Neutral: 0-0
 12/17/51 Bowling Green.....W, 76-56

CENTRE — 14-4

Home: 7-1 • Away: 4-3 • Neutral: 3-0
 01/17/23 Danville.....L, 20-26
 02/14/24 Bowling Green.....W, 29-28
 01/20/25 Danville.....W, 34-32
 02/24/25 Bowling Green.....W, 23-11
 01/29/26 Bowling Green.....L, 18-22
 02/02/26 Danville.....W, 54-19
 02/27/27 Winchester, Ky.....W, 33-20
 (KIAC Tournament)
 01/25/28 Danville.....L, 27-31
 01/28/30 Danville.....L, 27-38
 02/15/30 Bowling Green.....W, 36-28
 02/19/31 Winchester, Ky.....W, 37-35

(KIAC Tournament)

02/07/35 Danville.....W, 42-35
 02/19/35 Bowling Green.....W, 39-15
 01/30/36 Danville.....W, 38-31
 02/22/36 Bowling Green.....W, 36-28
 02/20/37 Bowling Green.....W, 38-25
 03/03/47 Louisville, Ky.....W, 63-23
 (KIAC Tournament)
 12/04/87 Bowling Green.....W, 74-60
 (Wendy's Classic)

CHAMINADE — 2-0

Home: 1-0 • Away: 1-0 • Neutral: 0-0
 12/06/85 Bowling Green.....W, 101-75
 (Wendy's Classic)
 12/26/86 Honolulu.....W, 71-70
 (Western Airlines-Chamina Classic)

CHARLESTON — 1-0

Home: 0-0 • Away: 0-0 • Neutral: 1-0
 03/01/35 Jackson, Miss.....W, 48-18
 (SIAA Tournament)

CHARLOTTE — 13-8

Home: 9-1 • Away: 4-6 • Neutral: 0-1
 01/09/83 Charlotte*.....L, 68-74
 02/24/83 Bowling Green*.....W, 72-69
 01/14/84 Charlotte*.....W, 47-45
 02/18/84 Bowling Green*.....W, 80-76 (ot)
 02/02/85 Bowling Green*.....W, 102-67
 02/23/85 Charlotte*.....L, 76-77
 01/30/86 Charlotte*.....W, 78-67
 02/08/86 Bowling Green*.....W, 78-68
 01/31/87 Bowling Green*.....W, 88-69
 02/08/87 Charlotte*.....W, 74-71 (ot)
 02/27/87 Bowling Green.....W, 99-95 (2ot)
 (Sun Belt Conference Tournament)
 01/25/88 Bowling Green*.....W, 78-69
 02/04/88 Charlotte*.....L, 74-90
 02/13/89 Charlotte*.....L, 61-70
 02/21/89 Bowling Green*.....L, 73-79
 03/04/89 Charlotte.....W, 65-63 (ot)
 (Sun Belt Conference Tournament)
 01/20/90 Bowling Green*.....W, 79-78
 02/17/90 Charlotte*.....L, 89-100 (ot)
 03/03/90 Birmingham, Ala.....L, 67-91
 (Sun Belt Conference Tournament)
 02/09/91 Bowling Green*.....W, 104-97
 02/14/91 Charlotte*.....L, 77-91

CHATTANOOGA — 3-2

Home: 3-1 • Away: 0-1 • Neutral: 0-0
 01/14/29 Bowling Green.....L, 17-41
 01/14/31 Bowling Green.....W, 39-17
 01/20/32 Bowling Green.....W, 19-17
 01/28/33 Chattanooga.....L, 32-27
 12/12/64 Bowling Green.....W, 94-78

CHICAGO STATE — 2-0

Home: 1-0 • Away: 0-0 • Neutral: 1-0
 01/24/90 Bowling Green.....W, 88-80
 12/28/02 Honolulu, Hawaii.....W, 63-56
 (Outrigger Hotels Rainbow Classic)

CINCINNATI — 12-6

Home: 8-1 • Away: 4-4 • Neutral: 0-1
 01/04/35 Bowling Green.....L, 25-26
 12/17/49 Cincinnati.....L, 54-55
 01/16/50 Bowling Green (#12).....W, 84-59
 12/09/50 Cincinnati.....L, 45-70
 02/08/51 Bowling Green (#11).....W, 75-70
 12/15/51 Cincinnati.....W, 76-71
 01/30/52 Bowling Green.....W, 79-63
 12/16/52 Cincinnati.....W, 77-76

01/08/53 Bowling Green.....W, 84-76
 12/15/53 Cincinnati.....W, 74-71
 02/22/54 Bowling Green.....W, 92-77
 12/14/54 Bowling Green.....W, 85-75
 01/29/55 Cincinnati.....L, 91-101
 12/10/55 Cincinnati.....L, 54-83
 02/21/56 Bowling Green.....W, 85-74
 12/03/83 Cincinnati.....W, 71-54
 11/27/85 Bowling Green.....W, 69-58
 12/28/96 Cleveland, Ohio (#7).....L, 57-81
 (Rock-n-Roll Classic)

THE CITADEL — 0-1

Home: 0-0 • Away: 0-1 • Neutral: 0-0
 03/03/27 Charleston.....L, 36-43
 (SIAA Tournament)

CCNY — 3-0

Home: 1-0 • Away: 1-0 • Neutral: 1-0
 03/19/42 New York, N.Y.....W, 49-46
 (National Invitational Tournament)
 02/03/43 New York.....W, 69-49
 02/01/79 Bowling Green.....W, 104-50

CLEMSON — 0-2

Home: 0-1 • Away: 0-1 • Neutral: 0-0
 02/04/97 Clemson (#10).....L, 55-69
 12/30/97 Bowling Green (#21).....L, 52-71

COLORADO STATE — 1-0

Home: 1-0 • Away: 0-0 • Neutral: 0-0
 12/16/54 Bowling Green.....W, 75-67

COLUMBUS STATE — 1-0

Home: 1-0 • Away: 0-0 • Neutral: 0-0
 12/11/85 Bowling Green.....W, 87-61

CONNECTICUT — 0-1

Home: 0-0 • Away: 0-0 • Neutral: 0-1
 12/30/80 Hartford, Conn.....L, 58-84
 (Connecticut Mutual Classic)

CORNELL — 0-1

Home: 0-0 • Away: 0-1 • Neutral: 0-0
 12/30/44 Ithaca.....L, 53-64

CREIGHTON — 2-1

Home: 1-0 • Away: 0-1 • Neutral: 1-0
 03/23/42 New York, N.Y.....W, 49-38
 (National Invitation Tournament)
 11/27/01 Omaha.....L, 91-94 (2ot)
 12/19/01 Bowling Green.....W, 95-61

CULVER-STOCKTON — 1-0

Home: 1-0 • Away: 0-0 • Neutral: 0-0
 12/09/39 Bowling Green.....W, 47-35

CUMBERLAND (KY.) — 5-1

Home: 4-0 • Away: 1-1 • Neutral: 0-0
 1914-15 Bowling Green.....W, 38-21
 01/26/23 Williamsburg.....L, 16-24
 02/20/24 Bowling Green.....W, 33-21
 02/18/38 Bowling Green.....W, 49-36
 01/06/40 Williamsburg.....W, 40-30
 01/11/41 Bowling Green.....W, 52-25

DAVIDSON — 1-1

Home: 1-0 • Away: 0-0 • Neutral: 0-1
 12/15/78 Bowling Green.....W, 103-81
 11/21/10 San Juan, P.R.....L, 51-64
 (Puerto Rico Tip-Off)

DAYTON — 14-14

Home: 8-5 • Away: 5-8 • Neutral: 1-1
 02/04/53 Bowling Green.....W, 88-77
 01/13/54 Dayton (#17).....W, 79-75 (3ot)
 01/19/55 Dayton (#18).....L, 73-91
 02/01/55 Bowling Green (#15).....L, 67-73
 01/22/66 Dayton.....L, 57-77
 03/12/66 Iowa City, Iowa.....W, 82-68
 (NCAA Tournament)
 03/11/67 Lexington, Ky.....L, 67-69 (ot)
 (NCAA Tournament)
 01/17/68 Bowling Green.....W, 75-74 (ot)
 01/20/69 Dayton.....W, 70-65
 02/23/70 Bowling Green.....W, 76-63
 02/08/71 Dayton.....L, 60-63
 02/07/72 Bowling Green.....W, 76-74
 02/06/73 Dayton.....L, 78-85
 02/04/74 Bowling Green.....W, 87-83
 02/03/75 Dayton.....L, 84-86 (ot)
 02/09/76 Bowling Green.....L, 82-93
 12/04/76 Dayton.....L, 69-92
 01/25/78 Bowling Green.....L, 72-80
 01/24/79 Dayton.....W, 78-72
 01/21/80 Bowling Green.....W, 71-65
 12/09/80 Dayton.....L, 70-74
 01/25/82 Bowling Green.....W, 65-57
 12/21/82 Dayton.....W, 68-58
 01/25/84 Bowling Green.....L, 68-71
 01/15/85 Dayton.....L, 51-53
 01/22/86 Bowling Green.....W, 64-62
 03/03/87 Dayton.....W, 78-72
 02/24/88 Bowling Green.....L, 81-82 (ot)

DELTA STATE — 6-0

Home: 6-0 • Away: 0-0 • Neutral: 0-0
 03/05/38 Bowling Green.....W, 59-40
 (SIAA Tournament)
 01/20/39 Bowling Green.....W, 61-43
 03/06/41 Bowling Green.....W, 49-48
 (SIAA Tournament)
 03/08/42 Bowling Green.....W, 49-37
 (SIAA Tournament)
 03/07/47 Bowling Green.....W, 62-47
 (SIAA Tournament)
 12/06/76 Bowling Green.....W, 75-72 (ot)

DENVER — 10-7

Home: 4-1 • Away: 5-4 • Neutral: 1-2
 12/27/57 Oklahoma City, Okla.....L, 63-84
 (All-College Tournament)
 01/24/00 Bowling Green*.....W, 83-71
 02/28/00 Denver*.....L, 52-55
 12/31/00 Denver*.....W, 80-61
 01/19/02 Denver*.....W, 86-59
 02/05/03 Bowling Green*.....W, 81-77
 02/12/04 Denver*.....W, 78-65
 02/10/05 Bowling Green*.....W, 84-79
 03/07/05 Denton, Texas.....L, 68-77
 (Sun Belt Conference Tournament)
 02/09/06 Denver*.....W, 71-70
 01/27/07 Denver*.....W, 77-67
 02/02/08 Bowling Green*.....W, 78-64
 01/24/09 Denver*.....L, 74-78
 01/10/10 Denver*.....L, 67-72
 01/06/11 Bowling Green*.....L, 59-62
 01/15/12 Denver*.....L, 65-78
 03/05/12 Hot Springs, Ark.....W, 67-63
 (Sun Belt Conference Tournament)

DEPAUL — 5-10

Home: 3-3 • Away: 1-6 • Neutral: 1-1
 02/13/43 Chicago.....L, 40-44
 02/19/44 Chicago.....L, 35-56
 01/13/45 Louisville, Ky.....L, 37-65

02/24/45 Chicago.....L, 49-55
 01/12/46 Bowling Green.....L, 43-81
 03/17/48 New York, N.Y.....W, 61-59
 (National Invitation Tournament)
 01/26/57 Chicago.....W, 80-76 (ot)
 02/04/58 Bowling Green.....W, 77-62
 02/06/59 Chicago.....L, 70-80
 01/06/60 Bowling Green.....W, 86-65
 02/04/61 Bowling Green.....W, 71-65
 02/03/62 Chicago.....L, 78-86
 03/02/63 Chicago.....L, 86-88
 01/04/64 Bowling Green.....L, 82-99
 12/19/95 Chicago.....L, 69-84

DETROIT — 1-2

Home: 0-1 • Away: 0-1 • Neutral: 1-0
 02/14/25 Bowling Green.....L, 23-25
 03/12/62 Lexington, Ky.....W, 90-81
 (NCAA Tournament)
 02/01/03 Detroit.....L, 65-86

DISTRICT OF COLUMBIA — 1-0

Home: 1-0 • Away: 0-0 • Neutral: 0-0
 01/03/81 Bowling Green.....W, 86-84 (3ot)

DRAKE — 1-0

Home: 0-0 • Away: 0-0 • Neutral: 1-0
 03/21/08 Tampa, Fla. (#14).....W, 101-99 (ot)
 (NCAA Tournament)

DREXEL — 1-1

Home: 1-0 • Away: 0-0 • Neutral: 0-1
 12/02/88 Bowling Green.....W, 105-81
 (WKU Invitational)
 12/30/99 Green Bay, Wis.....L, 61-66
 (Oneida Classic)

DUKE — 0-4

Home: 0-1 • Away: 0-0 • Neutral: 0-3
 12/30/68 New Orleans, La.....L, 72-73
 (Sugar Bowl Classic)
 12/26/73 Jacksonville, Fla.....L, 69-75
 (Gator Bowl Classic)
 12/27/75 Raleigh, N.C.....L, 90-111
 11/25/78 Bowling Green (#1).....L, 53-78

DUQUESNE — 2-7

Home: 2-2 • Away: 0-3 • Neutral: 0-2
 03/23/40 Indianapolis, Ind.....L, 29-30
 (NCAA Tournament)
 02/12/41 Bowling Green.....L, 33-46
 03/10/53 New York, N.Y. (#11).....L, 61-69
 (National Invitation Tournament)
 12/15/69 Pittsburgh (#7).....L, 65-87
 12/12/70 Bowling Green.....W, 69-62
 12/06/79 Pittsburgh.....L, 73-84
 12/30/81 Bowling Green.....L, 62-63 (ot)
 12/04/96 Bowling Green.....W, 89-82
 12/08/97 Pittsburgh.....L, 64-74

EAST TENNESSEE STATE — 35-11

Home: 21-3 • Away: 13-8 • Neutral: 1-0
 12/10/57 Bowling Green.....W, 85-60
 01/12/59 Johnson City*.....W, 86-84
 03/03/59 Bowling Green*.....W, 84-64
 12/19/59 Johnson City*.....W, 103-77
 03/02/60 Bowling Green*.....W, 83-69
 12/09/60 Bowling Green*.....W, 77-65
 02/24/61 Johnson City*.....W, 88-82
 02/06/62 Johnson City*.....W, 89-84
 02/26/62 Bowling Green*.....W, 77-66
 02/09/63 Johnson City*.....L, 77-82
 02/26/63 Bowling Green*.....L, 79-80
 02/15/64 Bowling Green*.....W, 79-68

SERIES RECORDS BY OPPONENT

| | | |
|----------|-----------------|---|
| 03/03/64 | Johnson City* | L, 99-102 |
| 01/11/65 | Johnson City* | W, 70-69 |
| 02/06/65 | Bowling Green* | W, 96-79 |
| 01/10/66 | Bowling Green* | W, 85-69 |
| 02/12/66 | Johnson City* | W, 96-79 |
| 12/20/66 | Louisville, Ky. | W, 72-59 (Ohio Valley Conference Tournament) |
| 01/09/67 | Johnson City* | W, 63-61 |
| 02/11/67 | Bowling Green* | W, 65-56 |
| 01/08/68 | Bowling Green* | L, 59-63 |
| 02/10/68 | Johnson City* | L, 71-73 |
| 01/04/69 | Johnson City* | W, 95-76 |
| 02/15/69 | Bowling Green* | W, 78-74 |
| 01/05/70 | Bowling Green* | W, 95-91 (ot) |
| 02/14/70 | Johnson City* | W, 92-83 |
| 01/02/71 | Johnson City* | W, 86-83 |
| 02/15/71 | Bowling Green* | W, 83-65 |
| 01/17/72 | Bowling Green* | W, 95-72 |
| 02/12/72 | Johnson City* | L, 70-76 |
| 01/13/73 | Johnson City* | L, 80-99 |
| 02/12/73 | Bowling Green* | W, 68-53 |
| 01/12/74 | Bowling Green* | L, 75-88 |
| 02/11/74 | Johnson City* | W, 85-68 |
| 01/13/75 | Johnson City* | W, 90-89 |
| 02/08/75 | Bowling Green* | W, 106-83 |
| 01/17/76 | Bowling Green* | W, 82-60 |
| 02/16/76 | Johnson City* | W, 76-67 |
| 03/01/76 | Bowling Green | W, 91-74 (Ohio Valley Conference Tournament) |
| 01/10/77 | Johnson City* | L, 61-67 |
| 02/05/77 | Bowling Green* | W, 70-61 |
| 01/14/78 | Bowling Green* | W, 98-94 (ot) |
| 02/11/78 | Johnson City* | L, 77-80 (3ot) |
| 03/03/78 | Bowling Green | W, 79-75 (Ohio Valley Conference Tournament) |
| 02/10/79 | Johnson City | L, 64-65 |
| 01/07/80 | Bowling Green | W, 71-59 |

EASTERN KENTUCKY — 111-43

Home: 56-15 • Away: 46-26 • Neutral: 9-2

| | | |
|----------|-----------------|-------------------------------|
| 19/14-15 | Bowling Green | W, 26-21 |
| 19/14-15 | Richmond | W, 22-18 |
| 02/23/16 | Bowling Green | L, 21-42 |
| 02/24/16 | Bowling Green | L, 22-28 |
| 02/04/22 | Richmond | L, 15-26 |
| 02/23/22 | Bowling Green | L, 17-29 |
| 02/22/23 | Richmond | W, 29-17 |
| 03/03/23 | Bowling Green | W, 33-17 |
| 02/08/24 | Richmond | L, 13-45 |
| 03/01/24 | Bowling Green | L, 27-33 |
| 01/19/25 | Richmond | W, 30-19 |
| 02/27/25 | Bowling Green | W, 37-17 |
| 01/22/27 | Bowling Green | L, 29-38 |
| 02/05/27 | Richmond | W, 29-23 |
| 02/03/28 | Richmond | W, 44-12 |
| 02/11/28 | Bowling Green | W, 55-12 |
| 01/11/29 | Bowling Green | W, 24-15 |
| 02/02/29 | Richmond | L, 17-21 |
| 01/25/30 | Bowling Green | L, 26-30 |
| 01/29/30 | Richmond | L, 21-46 |
| 01/23/31 | Bowling Green | W, 49-25 |
| 01/24/31 | Bowling Green | W, 47-34 |
| 02/14/31 | Richmond | L, 22-30 |
| 01/15/32 | Richmond | L, 23-49 |
| 01/16/32 | Richmond | W, 26-23 |
| 02/13/32 | Bowling Green | W, 47-21 |
| 02/27/32 | Winchester, Ky. | W, 36-27 (KIAC Tournament) |
| 01/13/33 | Bowling Green | W, 27-19 |
| 02/02/33 | Richmond | W, 31-24 |
| 01/13/34 | Bowling Green | W, 30-16 |
| 02/09/34 | Richmond | L, 13-32 |
| 02/22/34 | Louisville, Ky. | W, 30-19 (KIAC Tournament) |
| 01/26/35 | Bowling Green | W, 49-25 |

| | | |
|----------|-----------------------|--|
| 02/08/35 | Richmond | W, 42-35 |
| 01/25/36 | Bowling Green | W, 46-30 |
| 01/31/36 | Richmond | W, 61-23 |
| 02/29/36 | Bowling Green | W, 34-22 (KIAC Tournament) |
| 02/19/37 | Richmond | W, 25-22 |
| 02/25/37 | Richmond | W, 38-25 (KIAC Tournament) |
| 01/28/38 | Bowling Green | W, 51-34 |
| 02/12/38 | Richmond | W, 34-21 |
| 01/16/39 | Bowling Green | W, 42-29 |
| 01/28/39 | Richmond | W, 49-37 |
| 02/23/39 | Richmond | W, 50-26 (KIAC Tournament) |
| 01/27/40 | Bowling Green | L, 32-45 |
| 02/02/40 | Richmond | W, 53-33 |
| 01/13/41 | Bowling Green | W, 61-27 |
| 02/01/41 | Richmond | W, 59-40 |
| 01/31/42 | Bowling Green | W, 45-31 |
| 02/14/42 | Richmond | W, 43-40 |
| 01/09/43 | Richmond | W, 61-47 |
| 01/23/43 | Bowling Green | W, 62-38 |
| 02/05/45 | Bowling Green | L, 36-44 |
| 02/17/45 | Richmond | W, 48-42 |
| 01/15/46 | Bowling Green | L, 35-45 |
| 02/16/46 | Richmond | L, 44-46 |
| 02/05/47 | Bowling Green | W, 81-47 |
| 02/15/47 | Richmond | L, 46-49 |
| 03/05/47 | Louisville, Ky. | W, 54-37 (KIAC Tournament) |
| 01/31/48 | Richmond | W, 49-42 |
| 02/21/48 | Bowling Green | W, 65-51 |
| 02/27/48 | Louisville, Ky. | W, 62-52 (KIAC Tournament) |
| 12/15/48 | Richmond* | W, 56-53 |
| 01/29/49 | Bowling Green* | L, 40-42 |
| 02/26/49 | Louisville, Ky. | W, 70-54 (Ohio Valley Conference Tournament) |
| 01/07/50 | Bowling Green* | W, 86-61 |
| 01/21/50 | Richmond* | W, 69-51 |
| 02/25/50 | Louisville, Ky. | L, 50-62 (Ohio Valley Cconference Tournament) |
| 02/03/51 | Richmond* | L, 70-84 |
| 02/17/51 | Bowling Green* | W, 84-80 |
| 01/19/52 | Bowling Green* | W, 69-63 |
| 02/09/52 | Richmond* | L, 62-73 |
| 01/17/53 | Richmond* | L, 69-78 |
| 02/07/53 | Bowling Green* (#15) | W, 86-76 |
| 02/28/53 | Louisville, Ky. (#20) | W, 70-60 (Ohio Valley Conference Tournament) |
| 01/16/54 | Bowling Green* | W, 122-78 |
| 02/06/54 | Richmond* | L, 54-63 |
| 02/26/54 | Louisville, Ky. | W, 85-69 (Ohio Valley Conference Tournament) |
| 12/27/54 | Louisville, Ky.* | L, 81-84 (Kentucky Invitational Tournament) |
| 01/15/55 | Richmond* | W, 84-78 |
| 02/05/55 | Bowling Green* | W, 98-76 |
| 01/14/56 | Richmond* | W, 73-67 |
| 02/06/56 | Bowling Green* | W, 93-92 |
| 01/12/57 | Bowling Green* | W, 91-71 |
| 02/02/57 | Richmond* | W, 75-70 |
| 01/11/58 | Richmond* | W, 89-80 |
| 02/22/58 | Bowling Green* | W, 100-70 |
| 01/03/59 | Bowling Green* | W, 76-73 |
| 02/18/59 | Richmond* | L, 70-72 |
| 01/09/60 | Richmond* | L, 73-80 |
| 02/16/60 | Bowling Green* | W, 38-20 |
| 01/07/61 | Bowling Green* | W, 88-76 |
| 02/13/61 | Richmond* | L, 72-81 |
| 01/27/62 | Richmond* | W, 96-62 |
| 02/24/62 | Bowling Green* | W, 88-74 |
| 01/05/63 | Bowling Green* | L, 69-79 |
| 02/23/63 | Richmond* | W, 94-77 |
| 01/06/64 | Richmond* | L, 65-70 |

| | | |
|----------|-----------------|--|
| 02/29/64 | Bowling Green* | L, 69-90 |
| 12/22/64 | Louisville, Ky. | W, 82-73 (Ohio Valley Conference Tournament) |
| 01/16/65 | Bowling Green* | L, 70-95 |
| 02/15/65 | Richmond* | L, 69-80 |
| 12/21/65 | Louisville, Ky. | W, 83-67 (Ohio Valley Conference Tournament) |
| 01/15/66 | Richmond* | W, 107-88 |
| 02/21/66 | Bowling Green* | W, 72-67 |
| 01/14/67 | Bowling Green* | W, 116-71 |
| 02/20/67 | Richmond* | W, 71-62 |
| 01/13/68 | Richmond* | L, 69-99 |
| 02/19/68 | Bowling Green* | W, 79-76 |
| 01/11/69 | Bowling Green* | W, 73-60 |
| 02/10/69 | Richmond* | L, 77-85 (ot) |
| 01/10/70 | Richmond* | W, 86-83 |
| 02/09/70 | Bowling Green* | W, 88-77 |
| 01/09/71 | Bowling Green* | W, 83-64 |
| 02/22/71 | Richmond* | W, 94-93 (ot) |
| 01/24/72 | Richmond* | L, 78-96 |
| 02/19/72 | Bowling Green* | W, 93-88 |
| 01/20/73 | Bowling Green* | L, 63-70 |
| 02/19/73 | Richmond* | W, 77-71 |
| 01/19/74 | Richmond* | W, 64-63 |
| 02/18/74 | Bowling Green* | W, 89-74 |
| 01/20/75 | Bowling Green* | W, 107-82 |
| 02/15/75 | Richmond* | W, 84-75 |
| 01/24/76 | Richmond* | W, 78-74 |
| 02/23/76 | Bowling Green* | W, 89-77 |
| 01/17/77 | Bowling Green* | W, 93-82 |
| 02/14/77 | Richmond* | W, 85-76 |
| 01/07/78 | Richmond* | L, 79-85 (ot) |
| 02/06/78 | Bowling Green* | L, 74-78 (ot) |
| 01/29/79 | Bowling Green* | W, 70-65 |
| 02/05/79 | Richmond* | W, 70-65 |
| 03/03/79 | Richmond | L, 77-78 (Ohio Valley Conference Tournament) |
| 01/26/80 | Richmond* | L, 82-84 |
| 02/02/80 | Bowling Green* | W, 74-62 |
| 02/28/80 | Bowling Green | W, 84-83 (ot) (Ohio Valley Conference Tournament) |
| 01/29/81 | Richmond* | W, 84-80 |
| 02/21/81 | Bowling Green* | W, 78-62 |
| 01/10/82 | Richmond* | W, 75-65 |
| 02/04/82 | Bowling Green* | W, 61-34 |
| 01/23/84 | Richmond | L, 58-60 |
| 02/06/85 | Bowling Green | W, 66-59 |
| 01/07/87 | Richmond | L, 66-68 |
| 01/02/88 | Bowling Green | W, 77-70 |
| 12/10/88 | Richmond | W, 75-63 |
| 01/22/90 | Richmond | W, 68-66 (2ot) |
| 02/21/90 | Bowling Green | W, 67-64 |
| 01/30/91 | Bowling Green | W, 83-74 |
| 12/04/91 | Richmond | W, 64-62 |
| 12/21/92 | Bowling Green | W, 77-68 |
| 12/21/94 | Richmond | W, 82-77 |
| 12/08/04 | Bowling Green | W, 75-63 |
| 12/03/05 | Richmond | W, 97-89 |
| 12/02/06 | Bowling Green | W, 78-55 |
| 12/08/07 | Richmond | W, 77-60 |

EASTERN MICHIGAN — 1-0

Home: 1-0 • Away: 0-0 • Neutral: 0-0

| | | |
|----------|---------------|----------|
| 12/01/69 | Bowling Green | W, 95-70 |
|----------|---------------|----------|

EMPORIA STATE — 1-0

Home: 1-0 • Away: 0-0 • Neutral: 0-0

| | | |
|----------|---------------|----------|
| 12/19/48 | Bowling Green | W, 61-34 |
|----------|---------------|----------|

ERSKINE — 2-0

Home: 0-0 • Away: 0-0 • Neutral: 2-0

| | | |
|----------|----------------|-------------------------------|
| 03/01/33 | Jackson, Miss. | W, 45-35 (SIAA Tournament) |
| 03/05/34 | Jackson, Miss. | W, 32-25 (SIAA Tournament) |

HISTORY AND TRADITION

EVANSVILLE — 40-20

Home: 22-6 • Away: 14-14 • Neutral: 4-0
 01/29/27 Bowling Green.....L, 30-39
 02/26/27 Evansville.....L, 11-31
 02/04/33 Evansville.....L, 30-36
 02/10/33 Bowling Green.....W, 38-34
 01/11/34 Bowling Green.....L, 26-30
 01/18/34 Evansville.....L, 17-33
 12/29/34 Evansville.....L, 33-35
 01/21/35 Bowling Green.....W, 38-36
 01/15/38 Bowling Green.....W, 44-30
 02/17/38 Evansville.....W, 52-42
 01/10/39 Evansville.....L, 48-49
 02/07/39 Bowling Green.....L, 46-48
 01/08/40 Bowling Green.....W, 52-45
 02/13/40 Evansville.....W, 55-36
 01/24/41 Evansville.....W, 56-52
 02/20/41 Bowling Green.....W, 60-43
 01/10/42 Bowling Green.....W, 69-48
 02/19/42 Evansville.....W, 41-40
 02/15/43 Evansville.....W, 52-48
 02/23/43 Bowling Green.....W, 62-39
 12/11/32 Bowling Green.....W, 37-31
 02/03/45 Evansville.....L, 41-45
 02/07/45 Bowling Green.....W, 48-36
 01/05/46 Bowling Green.....L, 40-44
 02/06/46 Evansville.....L, 42-53
 01/14/47 Evansville.....W, 63-47
 02/11/47 Bowling Green.....W, 58-23
 12/10/47 Evansville.....W, 58-42
 01/05/48 Bowling Green.....W, 67-44
 01/13/49 Evansville*.....W, 72-66
 02/08/49 Bowling Green*.....W, 71-47
 01/18/50 Evansville*.....W, 73-69
 02/18/50 Bowling Green*.....W, 81-56
 01/10/51 Owensboro, Ky.*.....W, 75-63
 01/18/51 Evansville*.....L, 46-77
 02/24/51 Louisville, Ky.....W, 72-71
 (Ohio Valley Conference Tournament)
 12/06/51 Evansville*.....W, 69-56
 02/18/52 Bowling Green*.....W, 92-58
 02/21/52 Louisville, Ky.....W, 83-63
 (Ohio Valley Conference Tournament)
 12/07/57 Evansville.....L, 98-105 (ot)
 02/24/58 Bowling Green.....W, 100-80
 12/08/76 Bowling Green.....L, 61-78
 11/30/77 Evansville.....W, 82-72
 12/09/78 Evansville.....W, 63-60
 12/13/79 Louisville, Ky.....W, 75-61
 (Holiday Classic)
 12/13/80 Bowling Green.....W, 68-67
 12/12/81 Evansville.....L, 70-73
 12/06/82 Bowling Green.....W, 74-61
 01/05/84 Evansville.....W, 73-62
 12/11/84 Bowling Green.....W, 88-71
 11/14/98 Evansville.....L, 65-70
 11/23/99 Bowling Green.....L, 47-52
 11/18/00 Evansville.....W, 61-59
 11/20/01 Bowling Green.....W, 90-64
 (BB&T Classic)
 12/03/02 Evansville.....L, 76-81 (ot)
 12/20/03 Bowling Green.....W, 92-82
 12/11/04 Evansville.....L, 62-68
 12/06/05 Bowling Green.....W, 84-77
 (BB&T Classic)
 12/13/08 Evansville.....L, 40-72
 12/08/09 Bowling Green.....W, 63-57

FLORIDA — 0-2

Home: 0-0 • Away: 0-0 • Neutral: 0-2
 03/16/01 New Orleans, La. (#8).....L, 56-69
 (NCAA Tournament)
 11/24/06 Las Vegas, Nev. (#1).....L, 68-101
 (Findlay Toyota Las Vegas Invitational)

FLORIDA A&M — 1-0

Home: 1-0 • Away: 0-0 • Neutral: 0-0
 12/08/79 Bowling Green.....W, 87-60

FLORIDA ATLANTIC — 10-3

Home: 4-2 • Away: 5-1 • Neutral: 1-0
 12/30/06 Boca Raton*.....W, 93-83
 02/14/07 Bowling Green*.....L, 73-78
 03/04/07 Lafayette, La.....W, 86-81
 (Sun Belt Conference Tournament)
 01/16/08 Bowling Green*.....W, 80-62
 03/01/08 Boca Raton*.....W, 88-78
 01/10/09 Boca Raton*.....W, 78-57
 02/26/09 Bowling Green*.....W, 87-67
 01/14/10 Bowling Green*.....W, 79-72
 02/25/10 Boca Raton*.....W, 78-69 (ot)
 01/15/11 Bowling Green*.....L, 73-78
 01/29/11 Boca Raton*.....W, 57-53
 01/26/12 Boca Raton*.....L, 66-67
 02/16/12 Bowling Green*.....W, 64-57

FLORIDA GULF COAST — 1-0

Home: 1-0 • Away: 0-0 • Neutral: 0-0
 02/14/11 Bowling Green.....W, 80-70

FIU — 28-5

Home: 13-2 • Away: 11-3 • Neutral: 4-0
 01/12/99 Miami*.....W, 71-66
 02/02/99 Bowling Green*.....L, 53-57
 01/08/00 Miami*.....L, 63-93
 02/12/00 Bowling Green*.....W, 73-65
 03/05/00 Little Rock, Ark.....W, 79-60
 (Sun Belt Conference Tournament)
 01/27/01 Miami*.....W, 55-46
 02/15/01 Bowling Green*.....W, 69-49
 03/03/01 Mobile, Ala.....W, 68-51
 (Sun Belt Conference Tournament)
 01/02/02 Miami*.....W, 65-54
 01/31/02 Bowling Green*.....W, 66-64
 01/30/03 Bowling Green*.....W, 63-43
 02/19/03 Miami*.....W, 71-58
 03/08/03 Bowling Green.....W, 71-60
 (Sun Belt Conference Tournament)
 01/31/04 Miami*.....W, 55-42
 02/28/04 Bowling Green*.....W, 74-43
 02/07/05 Bowling Green*.....W, 83-67
 02/26/05 Miami*.....L, 77-79
 01/31/06 Miami*.....W, 66-61
 02/25/06 Bowling Green*.....W, 80-65
 01/11/07 Miami*.....W, 86-74
 02/24/07 Bowling Green*.....W, 82-64
 01/12/08 Bowling Green*.....W, 76-60
 02/27/08 Miami*.....W, 69-54
 01/08/09 Miami*.....L, 79-81
 02/21/09 Bowling Green*.....W, 79-66
 03/08/09 Hot Springs, Ark.....W, 66-48
 (Sun Belt Conference Tournament)
 01/16/10 Bowling Green*.....W, 81-64
 02/27/10 Miami*.....W, 88-61
 01/27/11 Miami*.....W, 81-78
 02/24/11 Bowling Green*.....W, 80-73
 12/31/11 Bowling Green*.....L, 63-81
 01/28/12 Miami*.....W, 61-51
 03/03/12 Hot Springs, Ark.....W, 67-63
 (Sun Belt Conference Tournament)

FLORIDA STATE — 0-7

Home: 0-2 • Away: 0-2 • Neutral: 0-3
 12/21/73 St. Petersburg, Fla.....L, 87-107
 (Big Sun Invitational)
 01/08/76 Tallahassee.....L, 80-88
 01/05/77 Bowling Green.....L, 63-95
 11/30/78 Tallahassee.....L, 59-70
 12/29/79 Bowling Green.....L, 65-67

03/25/93 Charlotte, N.C. (#11).....L, 78-81 (ot)
 (NCAA Tournament)
 12/28/08 Sunrise, Fla.....L, 69-82
 (MetroPCS Orange Bowl Classic)

FORDHAM — 3-1

Home: 1-0 • Away: 1-0 • Neutral: 1-1
 03/22/43 New York, N.Y.....L, 58-60
 (National Invitation Tournament)
 03/13/65 New York, N.Y.....W, 57-53
 (National Invitation Tournament)
 12/30/03 New York.....W, 94-70
 01/01/05 Bowling Green.....W, 80-59

FURMAN — 0-1

Home: 0-1 • Away: 0-0 • Neutral: 0-0
 12/17/11 Bowling Green.....L, 63-76

GEORGE WASHINGTON — 1-0

Home: 0-0 • Away: 0-0 • Neutral: 1-0
 11/16/01 Lexington, Ky.....W, 73-48
 (NABC Classic)

GEORGETOWN (D.C.) — 1-4

Home: 1-1 • Away: 0-3 • Neutral: 0-0
 01/23/47 Washington, D.C.....L, 46-57
 01/02/48 Bowling Green.....W, 58-37
 12/22/81 Washington, D.C. (#17).....L, 45-64
 12/04/82 Bowling Green (#2).....L, 66-70 (ot)
 (Wendy's Classic)
 12/21/83 Washington, D.C. (#5).....L, 41-53

GEORGETOWN (KY.) — 12-8

Home: 6-3 • Away: 1-3 • Neutral: 5-2
 01/16/24 Georgetown.....L, 22-33
 02/07/27 Georgetown.....W, 29-23
 02/28/27 Winchester, Ky.....L, 27-38
 (KIAC Tournament)
 02/06/28 Bowling Green.....W, 29-28
 01/08/29 Bowling Green.....L, 18-22
 01/31/29 Georgetown.....L, 14-42
 02/21/29 Winchester, Ky.....W, 27-22
 (KIAC Tournament)
 01/14/30 Bowling Green.....L, 29-30
 01/15/30 Bowling Green.....L, 18-19
 02/06/30 Georgetown.....L, 21-30
 02/21/30 Winchester, Ky.....L, 23-34
 (KIAC Tournament)
 02/09/31 Bowling Green.....W, 41-24
 02/10/31 Bowling Green.....W, 49-24
 02/22/33 Winchester, Ky.....W, 31-23
 (KIAC Tournament)
 02/22/35 Bowling Green.....W, 37-10
 (KIAC Tournament)
 02/24/40 Richmond, Ky.....W, 45-39
 (KIAC Tournament)
 12/15/41 Madisonville, Ky.....W, 48-38
 03/05/47 Louisville, Ky.....W, 56-38
 (KIAC Tournament)
 12/13/49 Bowling Green.....W, 67-48
 12/05/50 Bowling Green.....W, 93-44

GEORGIA — 3-5

Home: 1-3 • Away: 2-1 • Neutral: 0-1
 12/30/82 Atlanta, Ga.....L, 69-90
 (Cotton States Classic)
 11/26/83 Bowling Green (#16).....L, 68-85
 (Wendy's Classic)
 12/02/89 Bowling Green.....L, 70-76
 (WKU Invitational)
 11/28/90 Athens (#17).....L, 65-124
 11/23/04 Athens.....W, 71-61
 11/26/05 Bowling Green.....L, 65-69
 11/14/06 Athens.....W, 70-67

SERIES RECORDS BY OPPONENT

12/02/08 Bowling Green.....W, 67-63

GEORGIA STATE — 1-0

Home: 1-0 • Away: 0-0 • Neutral: 0-0
11/25/83 Bowling Green.....W, 61-39

GONZAGA — 0-2

Home: 0-0 • Away: 0-0 • Neutral: 0-2
11/22/07 Anchorage, Alaska (#14).....L, 71-74
(Carrs/Safeway Great Alaska Shootout)
03/21/09 Portland, Ore. (#10).....L, 81-83
(NCAA Tournament)

GUSTAVIS ADOLPHUS — 4-0

Home: 4-0 • Away: 0-0 • Neutral: 0-0
12/04/53 Bowling Green.....W, 90-73
12/02/54 Bowling Green.....W, 90-78
12/01/55 Bowling Green.....W, 89-62
12/03/56 Bowling Green.....W, 94-55

HARDIN-SIMMONS — 1-0

Home: 1-0 • Away: 0-0 • Neutral: 0-0
12/16/57 Bowling Green.....W, 92-60

HARVARD — 0-1

Home: 0-0 • Away: 0-0 • Neutral: 0-1
12/30/71 College Park, Md.....L, 89-107
(Maryland Invitational)

HAVANA — 1-0

Home: 1-0 • Away: 0-0 • Neutral: 0-0
01/15/47 Bowling Green.....W, 83-55

HAWAII — 1-0

Home: 1-0 • Away: 0-0 • Neutral: 0-0
03/01/47 Bowling Green.....W, 87-37

HAWAII PACIFIC — 1-0

Home: 0-0 • Away: 0-0 • Neutral: 1-0
12/25/86 Honolulu, Hawaii.....W, 89-74
(Western Airlines-Chaminade Classic)

HIGH POINT — 1-0

Home: 1-0 • Away: 0-0 • Neutral: 0-0
12/16/50 Bowling Green.....W, 77-64

HOFSTRA — 1-0

Home: 0-0 • Away: 0-0 • Neutral: 1-0
11/19/10 San Juan, P.R.....W, 62-60
(Puerto Rico Tip-Off)

HOLY CROSS — 1-1

Home: 0-0 • Away: 0-0 • Neutral: 1-1
03/11/54 New York, N.Y. (#6).....L, 69-75
(National Invitational Tournament)
12/27/66 Miami Beach, Fla.....W, 90-84
(Hurricane Classic)

HOUSTON — 1-3

Home: 0-1 • Away: 0-1 • Neutral: 1-1
12/28/53 Louisville, Ky.....W, 91-61
(Kentucky Invitational Tournament)
12/31/68 New Orleans, La.....L, 66-87
(Sugar Bowl Classic)
11/15/08 Houston.....L, 64-73
02/09/10 Bowling Green.....L, 72-74

IDAHO — 0-1

Home: 0-0 • Away: 0-0 • Neutral: 0-1
12/29/52 Louisville, Ky. (#20).....L, 60-75

ILLINOIS — 1-2

Home: 0-0 • Away: 0-1 • Neutral: 1-1
12/12/59 Champaign.....L, 80-93
03/20/03 Indianapolis, Ind. (#11).....L, 60-65
(NCAA Tournament)
03/19/09 Portland, Ore.....W, 76-72
(NCAA Tournament)

ILLINOIS-CHICAGO — 2-0

Home: 1-0 • Away: 1-0 • Neutral: 0-0
12/02/91 Bowling Green.....W, 80-78
12/30/92 Chicago.....W, 82-71

ILLINOIS COLLEGE — 1-0

Home: 0-0 • Away: 0-0 • Neutral: 1-0
12/11/37 site unknown.....W, 38-36

ILLINOIS STATE — 1-3

Home: 1-1 • Away: 0-2 • Neutral: 0-0
12/18/78 Bowling Green.....L, 74-75 (ot)
12/03/79 Normal.....L, 55-66
12/15/02 Bowling Green.....W, 63-43
12/16/03 Normal.....L, 65-66 (ot)

ILLINOIS WESLEYAN — 1-0

Home: 0-0 • Away: 0-0 • Neutral: 1-0
01/03/42 Owensboro, Ky.....W, 60-41

INDIANA — 1-2

Home: 0-0 • Away: 0-1 • Neutral: 1-1
12/28/67 Dallas, Texas (#3).....W, 110-91
(All-Sports Classic)
12/14/84 Bloomington (#16).....L, 57-80
(Indiana Classic)
12/28/93 Indianapolis, Ind. (#13).....L, 55-65
(Hoosier Classic)

INDIANA STATE — 3-2

Home: 2-1 • Away: 1-1 • Neutral: 0-0
01/20/41 Terre Haute.....L, 26-30
02/17/41 Bowling Green.....W, 30-22
02/03/42 Terre Haute.....W, 41-35
02/16/42 Bowling Green.....W, 53-48
11/24/09 Bowling Green.....L, 63-64
(Preseason NIT)

IUPUI — 1-1

Home: 1-0 • Away: 0-1 • Neutral: 0-0
11/22/05 Bowling Green.....W, 89-75
12/10/11 Indianapolis.....L, 76-84

JACKSON STATE — 2-0

Home: 2-0 • Away: 0-0 • Neutral: 0-0
12/20/88 Bowling Green.....W, 84-70
12/02/92 Bowling Green.....W, 87-69

JACKSONVILLE (FLA.) — 23-18

Home: 13-5 • Away: 7-11 • Neutral: 3-2
03/07/70 Dayton, Ohio (#6).....L, 96-109
(NCAA Tournament)
12/23/70 Louisville, Ky. (#4).....W, 97-84
03/13/71 South Bend, Ind. (#9).....W, 74-72
(NCAA Tournament)
12/27/73 Jacksonville.....L, 79-85
(Gator Bowl Classic)
12/21/76 Jacksonville.....L, 62-83
01/11/78 Bowling Green.....W, 96-94 (ot)
01/11/83 Jacksonville*.....W, 66-52
01/29/83 Bowling Green*.....W, 86-79
01/11/84 Jacksonville*.....W, 59-58
01/19/84 Bowling Green*.....L, 74-76 (3ot)
01/08/85 Bowling Green*.....W, 75-64
01/24/85 Jacksonville*.....L, 65-69
02/03/86 Bowling Green*.....W, 51-46

02/10/86 Jacksonville*.....L, 65-70
01/14/87 Jacksonville*.....L, 71-80
02/16/87 Bowling Green*.....W, 87-74
02/13/88 Jacksonville*.....W, 60-58
02/27/88 Bowling Green*.....W, 80-79
01/14/89 Bowling Green*.....L, 93-98 (2ot)
02/04/89 Jacksonville*.....L, 76-87
03/05/89 Charlotte, N.C.....L, 72-77
(Sun Belt Conference Tournament)
01/06/90 Jacksonville*.....W, 61-58
01/27/90 Bowling Green*.....W, 80-64
01/14/91 Jacksonville*.....L, 87-91
02/04/91 Bowling Green*.....W, 82-81
01/18/92 Jacksonville*.....L, 85-89 (ot)
02/01/92 Bowling Green*.....W, 90-67
02/11/93 Bowling Green*.....W, 66-58
02/27/93 Jacksonville*.....W, 101-66
01/15/94 Jacksonville*.....W, 83-65
02/12/94 Bowling Green*.....L, 77-84
03/06/94 Bowling Green.....W, 83-72
(Sun Belt Conference Tournament)
12/03/94 Jacksonville*.....L, 88-100 (2ot)
01/26/95 Bowling Green*.....W, 76-72
01/11/96 Bowling Green*.....L, 85-87
02/03/96 Jacksonville*.....L, 78-92
12/21/96 Jacksonville*.....W, 91-73
01/30/97 Bowling Green*.....W, 97-87
01/22/98 Bowling Green*.....L, 70-75
02/12/98 Jacksonville*.....L, 64-67
02/27/98 Lafayette, La.....W, 75-70 (ot)
(Sun Belt Conference Tournament)

JACKSONVILLE (ALA.) STATE — 2-0

Home: 2-0 • Away: 0-0 • Neutral: 0-0
03/04/39 Bowling Green.....W, 56-43
(SIAA Tournament)
11/27/78 Bowling Green.....W, 71-59

JAMES MADISON — 1-0

Home: 1-0 • Away: 0-0 • Neutral: 0-0
12/02/74 Bowling Green.....W, 90-72

KANSAS — 1-3

Home: 0-0 • Away: 0-2 • Neutral: 1-1
12/20/69 Lawrence.....L, 81-104
(Jayhawk Classic)
03/27/71 Houston, Texas (#4).....W, 77-75
(NCAA Final Four)
03/18/95 Dayton, Ohio (#5).....L, 70-75
(NCAA Tournament)
11/19/97 Lawrence (#2).....L, 62-75
(Preseason NIT)

KANSAS STATE — 0-3

Home: 0-1 • Away: 0-2 • Neutral: 0-0
01/02/90 Manhattan.....L, 51-75
03/18/92 Manhattan.....L, 74-85
(National Invitation Tournament)
02/15/94 Bowling Green.....L, 68-71 (ot)

KENNESAW STATE — 2-0

Home: 1-0 • Away: 1-0 • Neutral: 0-0
11/11/06 Kennesaw.....W, 96-55
11/09/07 Bowling Green.....W, 96-61

KENT STATE — 4-0

Home: 2-0 • Away: 1-0 • Neutral: 1-0
02/29/60 Bowling Green.....W, 69-60
12/09/61 Kent.....W, 88-81
12/08/72 Nashville, Tenn.....W, 71-70
(Vanderbilt Invitational)
03/16/05 Bowling Green.....W, 88-80 (ot)
(National Invitation Tournament)

KENTUCKY — 2-4

Home: 0-0 • Away: 1-1 • Neutral: 1-3
 03/18/71 Athens, Ga. (#8).....W, 107-83
 (NCAA Tournament)
 03/16/86 Charlotte, N.C. (#3).....L, 64-71
 (NCAA Tournament)
 12/21/90 Louisville, Ky. (#18).....L, 70-84
 02/15/92 Lexington (#19).....L, 83-93
 11/15/01 Lexington (#4).....W, 64-52
 (NABC Classic)
 03/15/12 Louisville, Ky. (#1).....L, 66-81
 (NCAA Tournament)

KENTUCKY STATE — 7-0

Home: 7-0 • Away: 0-0 • Neutral: 0-0
 12/02/86 Bowling Green.....W, 90-58
 11/27/87 Bowling Green.....W, 83-76
 02/19/02 Bowling Green.....W, 100-63
 02/03/03 Bowling Green.....W, 104-70
 01/03/04 Bowling Green.....W, 107-52
 12/22/04 Bowling Green.....W, 89-73
 12/29/05 Bowling Green.....W, 87-71

KENTUCKY WESLEYAN — 25-9

Home: 12-5 • Away: 8-2 • Neutral: 5-2
 02/05/22 Owensboro.....L, 27-40
 01/14/25 Bowling Green.....L, 16-20
 01/21/26 Owensboro.....L, 17-30
 01/30/26 Bowling Green.....W, 38-21
 02/25/26 Winchester, Ky.....L, 16-19
 (KIAC Tournament)
 02/08/27 Owensboro.....W, 43-28
 02/28/27 Winchester, Ky.....W, 43-24
 (KIAC Tournament)
 02/18/28 Bowling Green.....W, 34-10
 01/25/29 Bowling Green.....L, 15-26
 02/01/29 Owensboro.....W, 24-19
 02/22/29 Winchester, Ky.....L, 21-24
 (KIAC Tournament)
 01/17/30 Bowling Green.....L, 21-47
 01/18/30 Bowling Green.....L, 26-27
 01/31/30 Bowling Green.....W, 29-28
 01/10/31 Bowling Green.....W, 37-26
 02/26/32 Winchester, Ky.....W, 29-25
 (KIAC Tournament)
 02/24/34 Louisville, Ky.....W, 46-17
 (KIAC Tournament)
 02/26/37 Richmond, Ky.....W, 51-26
 (KIAC Tournament)
 02/27/42 Richmond, Ky.....W, 49-41
 (KIAC Tournament)
 12/02/47 Bowling Green.....W, 51-31
 02/02/48 Owensboro.....W, 83-52
 12/06/48 Bowling Green.....W, 62-51
 01/31/49 Owensboro.....W, 80-74
 12/05/49 Bowling Green.....W, 89-45
 02/14/51 Bowling Green.....W, 86-62
 02/27/52 Owensboro.....W, 94-68
 11/29/52 Owensboro.....W, 76-62
 02/21/53 Bowling Green.....W, 108-69
 11/28/53 Owensboro.....W, 86-74
 02/15/54 Bowling Green.....W, 81-65
 01/18/56 Bowling Green.....L, 66-70
 12/08/56 Owensboro.....W, 90-72
 02/20/07 Bowling Green.....W, 74-67
 11/13/07 Bowling Green.....W, 88-67

LA SALLE — 16-14

Home: 8-3 • Away: 5-10 • Neutral: 3-1
 02/06/43 Philadelphia.....W, 52-44
 03/12/48 New York, N.Y.....W, 68-61
 (National Invitation Tournament)
 01/02/50 Philadelphia.....L, 69-80
 12/26/50 Philadelphia (#16).....W, 73-63

01/01/52 Philadelphia (#13).....L, 58-67
 12/27/56 Miami, Fla.....W, 89-76
 (Orange Bowl Tournament)
 12/20/58 Philadelphia.....L, 76-84
 01/16/59 Bowling Green.....W, 96-74
 01/30/60 Philadelphia.....W, 76-70
 01/31/61 Bowling Green.....W, 73-69
 03/02/62 Philadelphia.....L, 84-88
 02/25/64 Bowling Green.....W, 107-95
 02/20/65 Philadelphia.....L, 77-91
 12/04/65 Bowling Green.....W, 93-67
 01/21/67 Philadelphia.....W, 95-86
 01/20/68 Bowling Green.....W, 84-79
 01/18/69 Philadelphia (#11).....L, 81-88
 01/17/70 Bowling Green.....W, 102-80
 01/16/71 Philadelphia.....L, 76-91
 01/13/72 Bowling Green.....W, 103-84
 01/31/73 Philadelphia.....L, 80-108
 12/22/73 St. Petersburg, Fla.....L, 65-76
 (Big Sun Invitational)
 01/09/74 Bowling Green.....W, 85-84 (ot)
 01/29/75 Philadelphia (#7).....W, 91-87
 01/05/76 Bowling Green (#20) ...L, 100-104 (ot)
 01/26/77 Philadelphia.....L, 79-83
 01/04/78 Bowling Green.....L, 64-78
 01/10/79 Philadelphia.....L, 66-90
 01/03/83 Bowling Green.....L, 56-62
 11/26/95 San Juan, P.R.....W, 71-63
 (San Juan Shootout)

LAMAR — 12-3

Home: 7-1 • Away: 4-2 • Neutral: 1-0
 12/06/60 Bowling Green.....W, 74-71
 02/22/92 Bowling Green*.....W, 103-88
 01/11/93 Bowling Green*.....W, 114-89
 02/06/93 Beaumont*.....W, 95-88
 03/06/93 Biloxi, Miss.....W, 78-68
 (Sun Belt Conference Tournament)
 01/29/94 Bowling Green*.....W, 97-68
 02/24/94 Beaumont*.....W, 85-83
 01/16/95 Bowling Green*.....W, 95-61
 01/28/95 Beaumont*.....W, 77-68
 02/08/96 Beaumont*.....W, 92-73
 02/20/96 Bowling Green*.....W, 90-69
 01/02/97 Beaumont*.....L, 80-98
 01/16/97 Bowling Green*.....L, 70-77
 12/27/97 Beaumont*.....L, 57-58
 02/23/98 Bowling Green*.....W, 71-53

LEMOYNE — 0-1

Home: 0-0 • Away: 0-1 • Neutral: 0-0
 12/11/54 Memphis.....L, 75-77

LINDSEY WILSON — 1-0

Home: 0-0 • Away: 1-0 • Neutral: 0-0
 12/12/42 Columbia.....W, 74-15

LIPSCOMB — 1-1

Home: 0-0 • Away: 1-1 • Neutral: 0-0
 01/06/36 Nashville.....W, 50-40
 12/01/62 Nashville.....L, 68-75

LONG ISLAND — 2-2

Home: 0-0 • Away: 0-0 • Neutral: 2-2
 01/20/48 New York, N.Y.....W, 62-47
 12/30/48 New York, N.Y.....W, 83-58
 12/29/49 New York, N.Y.....L, 66-73
 12/28/50 New York, N.Y. (#4).....L, 70-77

LOUISIANA-LAFAYETTE — 25-14

Home: 13-6 • Away: 7-7 • Neutral: 5-1
NOTE: record does not include two ULL wins that were vacated due to NCAA sanctions
 01/05/34 Lafayette.....W, 34-31

03/07/42 Bowling Green.....W, 49-43
 (SIAA Tournament)
 12/07/62 Bowling Green.....W, 79-66
 12/04/71 Bowling Green.....L, 84-105
 01/11/92 Lafayette*.....L, 76-79
 01/21/93 Lafayette*.....L, 83-84
 01/31/93 Bowling Green*.....W, 121-92
 01/24/94 Bowling Green*.....W, 91-87
 02/05/94 Lafayette*.....W, 78-62
 03/08/94 Bowling Green.....L, 72-78
 (Sun Belt Conference Tournament)
 01/07/95 Bowling Green*.....W, 83-74
 01/21/95 Lafayette*.....W, 87-82
 03/04/95 Little Rock, Ark.....W, 87-72
 (Sun Belt Conference Tournament)
 02/10/96 Lafayette*.....L, 85-95
 02/18/96 Bowling Green*.....W, 85-78
 03/02/96 Little Rock, Ark.....L, 94-98
 (Sun Belt Conference Tournament)
 01/11/97 Lafayette*.....W, 86-80
 02/11/97 Bowling Green*.....W, 80-78
 01/03/98 Bowling Green*.....L, 61-66
 02/07/98 Lafayette*.....L, 76-91
 01/16/99 Bowling Green*.....L, 62-66
 02/06/99 Lafayette*.....L, 50-66
 02/27/99 Lafayette.....W, 80-73
 (Sun Belt Conference Tournament)
 01/29/00 Bowling Green*.....L, 77-86
 02/17/00 Lafayette*.....L, 64-72
 01/06/01 Bowling Green*.....W, 79-62
 03/05/01 Mobile, Ala.....W, 82-75
 (Sun Belt Conference Tournament)
 01/10/02 Bowling Green*.....W, 63-62
 03/05/02 New Orleans, La.....W, 76-70
 (Sun Belt Conference Tournament)
 02/26/03 Lafayette*.....W, 69-66
 01/29/04 Bowling Green*.....L, 102-110#
 01/27/05 Lafayette*.....L, 76-91#
 01/26/06 Bowling Green*.....W, 94-81
 03/06/06 Murfreesboro, Tenn.....W, 80-72
 (Sun Belt Conference Tournament)
 01/13/07 Bowling Green*.....W, 82-72
 01/19/08 Lafayette*.....W, 69-66
 01/22/09 Bowling Green*.....W, 73-68
 12/31/09 Bowling Green*.....W, 77-65
 02/19/11 Lafayette*.....L, 64-67
 03/06/11 Hot Springs, Ark.....W, 81-76
 (Sun Belt Conference Tournament)
 01/05/12 Bowling Green*.....L, 70-72 (ot)

ULM — 7-1

Home: 3-0 • Away: 3-1 • Neutral: 1-0
 01/31/07 Bowling Green*.....W, 103-96
 01/10/08 Monroe*.....W, 71-44
 02/23/08 Bowling Green*.....W, 86-75
 02/05/09 Monroe*.....W, 64-55
 02/04/10 Monroe*.....L, 66-67
 02/05/11 Bowling Green*.....W, 81-61
 03/05/11 Hot Springs, Ark.....W, 66-50
 (Sun Belt Conference Tournament)
 12/29/11 Monroe*.....W, 76-71 (ot)

LOUISIANA COLLEGE — 5-0

Home: 3-0 • Away: 1-0 • Neutral: 1-0
 03/01/32 Jackson, Miss.....W, 53-29
 (SIAA Tournament)
 01/04/34 site unknown.....W, 38-20
 02/13/36 Bowling Green.....W, 31-21
 12/06/67 Bowling Green.....W, 80-50
 11/30/68 Bowling Green.....W, 87-71

SERIES RECORDS BY OPPONENT

LOUISIANA NORMAL — 6-1

Home: 4-0 • Away: 1-0 • Neutral: 1-1
 02/26/31 Jackson, Miss.....L, 34-39
 (SIAA Tournament)
 01/06/34 site unknown.....W, 33-29
 03/04/34 Jackson, Miss.....W, 43-41
 (SIAA Tournament)
 03/03/38 Bowling Green.....W, 45-30
 (SIAA Tournament)
 03/04/39 Bowling Green.....W, 44-33
 (SIAA Tournament)
 03/02/40 Bowling Green.....W, 39-33
 (SIAA Tournament)
 03/07/41 Bowling Green, Ky.....W, 67-46
 (SIAA Tournament)

LSU — 0-3

Home: 0-0 • Away: 0-2 • Neutral: 0-1
 01/24/87 Baton Rouge.....L, 62-67
 11/17/09 Baton Rouge.....L, 60-71
 (Preseason NIT)
 11/18/11 Charleston, S.C.....L, 57-76
 (Charleston Classic)

LOUISIANA TECH — 15-13

Home: 7-5 • Away: 6-6 • Neutral: 2-2
 03/01/28 Chattanooga, Tenn.....L, 33-40
 (SIAA Tournament)
 01/03/34 Ruston.....L, 38-45
 03/09/36 Jackson, Miss.....W, 60-41
 (SIAA Tournament)
 01/05/80 Ruston.....W, 63-59
 11/28/83 Bowling Green.....L, 71-73 (2ot)
 12/08/84 Bowling Green.....L, 54-59
 (Wendy's Classic)
 02/03/92 Ruston*.....L, 79-91
 02/13/92 Bowling Green*.....W, 79-78 (ot)
 03/07/92 Biloxi, Miss.....L, 60-74
 (Sun Belt Conference Tournament)
 01/09/93 Bowling Green*.....W, 86-40
 02/25/93 Ruston*.....W, 76-54
 02/10/94 Ruston*.....W, 91-49
 02/28/94 Bowling Green*.....W, 70-47
 01/19/95 Ruston*.....W, 68-49
 02/11/95 Bowling Green*.....W, 63-50
 01/27/96 Bowling Green*.....W, 59-57
 02/22/96 Ruston*.....L, 66-72
 02/01/97 Ruston*.....W, 68-61
 02/15/97 Bowling Green*.....L, 61-94
 01/05/98 Bowling Green*.....W, 69-67
 01/29/98 Ruston*.....W, 49-46
 02/04/99 Bowling Green*.....L, 54-63
 02/13/99 Ruston*.....L, 71-87
 02/28/99 Lafayette, La.....W, 76-66
 (Sun Belt Conference Tournament)
 01/27/00 Bowling Green*.....L, 65-68
 02/19/00 Ruston*.....L, 66-72
 01/18/01 Bowling Green*.....W, 55-47
 02/10/01 Ruston*.....L, 72-73 (ot)

LOUISVILLE — 39-36

Home: 16-9 • Away: 18-24 • Neutral: 5-3
 01/20/26 Louisville.....L, 27-28
 02/17/26 Bowling Green.....W, 31-28
 02/24/26 Winchester, Ky.....W, 40-32
 (KIAC Tournament)
 02/16/27 Louisville.....W, 46-25
 02/14/28 Louisville.....L, 17-37
 02/24/28 Winchester, Ky.....L, 29-35
 (KIAC Tournament)
 01/12/32 Louisville.....L, 13-27
 02/20/32 Bowling Green.....W, 37-14
 01/31/33 Louisville.....W, 39-31
 02/08/33 Bowling Green.....W, 39-28

01/31/34 Bowling Green.....W, 43-34
 02/16/34 Louisville.....L, 25-30
 02/25/34 Louisville.....W, 13-12
 (KIAC Tournament)
 03/03/34 Jackson, Miss.....W, 31-27
 (SIAA Tournament)
 01/05/35 Bowling Green.....W, 41-25
 02/09/35 Louisville.....W, 35-19
 01/18/36 Louisville.....W, 31-25
 02/07/36 Bowling Green.....W, 34-25
 01/16/37 Bowling Green.....L, 25-33
 01/19/38 Louisville.....W, 62-42
 02/03/38 Bowling Green.....W, 53-32
 01/17/39 Louisville.....W, 50-36
 02/11/39 Bowling Green.....W, 57-30
 02/24/39 Richmond, Ky.....W, 47-28
 (KIAC Tournament)
 01/17/40 Louisville.....W, 55-40
 02/09/40 Bowling Green.....W, 54-40
 01/17/41 Bowling Green.....W, 50-24
 02/11/42 Louisville.....W, 62-39
 01/08/44 Bowling Green.....W, 54-34
 02/07/44 Bowling Green.....L, 31-37
 01/10/45 Bowling Green.....W, 44-41
 02/14/45 Louisville.....L, 41-66
 11/24/45 Jeffersonville, Ind.....L, 45-51
 (Ohio Valley Tournament)
 02/02/46 Louisville.....L, 54-65
 02/13/46 Bowling Green.....L, 54-65
 02/21/46 Louisville.....L, 43-50
 (KIAC Tournament)
 01/11/47 Bowling Green.....W, 77-34
 12/07/46 Louisville.....L, 52-60
 03/04/47 Louisville.....W, 76-52
 (KIAC Tournament)
 01/14/48 Louisville.....W, 71-44
 02/17/48 Bowling Green.....W, 77-55
 02/28/48 Louisville.....W, 63-62
 (KIAC Tournament)
 01/10/49 Bowling Green*.....W, 56-44
 02/02/49 Louisville*.....L, 64-70
 02/26/49 Louisville.....W, 74-68
 (Ohio Valley Conference Tournament)
 01/11/50 Louisville.....L, 59-70
 02/03/50 Bowling Green (#15).....W, 84-62
 03/08/52 New York, N.Y. (#17).....W, 62-59
 (National Invitation Tournament)
 12/30/53 Louisville.....W, 89-71
 (Kentucky Invitational Tournament)
 12/28/55 Louisville (#11).....W, 86-77
 (Kentucky Invitational Tournament)
 12/13/60 Louisville (#9).....L, 71-86
 (Bluegrass Tournament)
 03/01/61 Louisville.....W, 96-80
 03/07/62 Louisville.....L, 71-88
 01/30/63 Louisville.....L, 66-81
 12/26/74 Louisville (#4).....L, 81-107
 (Holiday Classic)
 12/14/79 Louisville (#12).....L, 74-96
 (Holiday Classic)
 02/28/81 Louisville.....L, 75-90
 12/05/81 Bowling Green (#3).....L, 66-71
 (Wendy's Classic)
 02/26/83 Bowling Green (#5).....L, 62-73
 02/22/84 Louisville.....L, 60-69
 12/14/85 Louisville (#15).....L, 70-73
 12/10/86 Bowling Green.....L, 58-60
 01/18/88 Louisville.....L, 71-84
 12/08/88 Bowling Green (#15).....L, 69-81
 12/09/89 Louisville (#11).....L, 61-75
 12/17/90 Bowling Green.....L, 79-86
 02/16/93 Louisville (#22).....W, 78-77
 12/22/93 Louisville.....L, 73-78 (ot)
 11/22/98 Louisville.....L, 78-99
 12/09/00 Louisville.....W, 68-65

12/04/03 Nashville, Tenn.....L, 63-93
 11/30/08 Nashville, Tenn. (#3).....W, 68-54
 12/19/09 Louisville.....L, 75-102
 12/22/10 Bowling Green (#25).....L, 82-114
 12/23/11 Louisville (#4).....L, 60-70

LOYOLA (ILL.) — 1-0

Home: 0-0 • Away: 0-0 • Neutral: 1-0
 03/07/66 Kent, Ohio.....W, 105-86
 (NCAA Tournament)

LOYOLA (LA.) — 2-0

Home: 1-0 • Away: 1-0 • Neutral: 0-0
 01/24/53 New Orleans.....W, 84-75
 02/09/53 Bowling Green.....W, 92-67

MACMURRAY — 1-0

Home: 1-0 • Away: 0-0 • Neutral: 0-0
 01/10/76 Bowling Green.....W, 106-52

MARQUETTE — 0-1

Home: 0-0 • Away: 0-0 • Neutral: 0-1
 03/13/76 Dayton, Ohio (#2).....L, 60-79
 (NCAA Tournament)

MARSHALL — 11-4

Home: 6-0 • Away: 3-4 • Neutral: 2-0
 01/15/44 Huntington.....W, 39-36
 02/17/44 Bowling Green.....W, 61-48
 01/27/45 Huntington.....L, 41-68
 02/01/45 Bowling Green.....W, 67-45
 11/24/45 Jeffersonville, Ind.....W, 51-45
 (Ohio Valley Tournament)
 12/14/45 Huntington.....L, 40-56
 01/28/46 Bowling Green.....W, 61-49
 02/02/52 Bowling Green*.....W, 76-65
 02/12/52 Huntington*.....W, 87-82
 02/22/52 Louisville, Ky.....W, 89-74
 (Ohio Valley Conference Tournament)
 01/28/60 Huntington.....L, 97-100 (ot)
 02/06/61 Bowling Green.....W, 100-77
 12/29/61 Huntington.....L, 84-89
 02/21/04 Huntington.....W, 87-66
 12/18/04 Bowling Green.....W, 70-54

MARYLAND — 0-2

Home: 0-0 • Away: 0-2 • Neutral: 0-0
 12/29/71 College Park (#16).....L, 68-103
 (Maryland Invitational)
 12/28/77 College Park (#14).....L, 78-91
 (Maryland Invitational)

MARYVILLE — 1-0

Home: 1-0 • Away: 0-0 • Neutral: 0-0
 01/10/48 Bowling Green.....W, 77-37

MASSACHUSETTS — 0-1

Home: 0-0 • Away: 0-1 • Neutral: 0-0
 12/17/94 Amherst (#5).....L, 72-91

MCKENDREE — 2-0

Home: 1-0 • Away: 1-0 • Neutral: 0-0
 12/09/37 Lebanon.....W, 51-33
 12/15/37 Bowling Green.....W, 37-28

MEMPHIS — 9-9

Home: 5-2 • Away: 2-5 • Neutral: 2-2
 01/02/34 Memphis.....W, 28-16
 01/25/34 Bowling Green.....W, 46-32
 01/18/49 Bowling Green.....W, 78-51
 01/23/54 Bowling Green.....W, 63-53
 01/10/56 Memphis (#17).....L, 64-80
 02/05/57 Memphis (#16).....L, 84-86
 02/23/57 Bowling Green (#20).....L, 82-98

12/29/60 New Orleans, La. (#19)L, 74-95
 (Sugar Bowl Tournament)
 12/28/63 Nashville, Tenn.L, 83-88
 (Vanderbilt Invitational)
 12/11/65 Bowling Green.....W, 100-61
 12/03/66 Memphis.....W, 52-44
 01/04/75 Memphis.....L, 72-79
 12/01/75 Bowling Green (#19)W, 87-84
 02/02/77 Memphis.....L, 75-97
 12/05/77 Bowling Green.....L, 80-86
 11/28/86 New York, N.Y.....W, 68-67
 (Coca-Cola NIT))
 03/18/93 Orlando, Fla.....W, 55-52
 (NCAA Tournament)
 12/04/10 Memphis (#14)L, 61-77

MERCER — 1-0

Home: 1-0 • Away: 0-0 • Neutral: 0-0
 12/05/86 Bowling Green.....W, 98-67
 (Wendy's Classic)

MIAMI (FLA.) — 13-1

Home: 4-0 • Away: 8-1 • Neutral: 1-0
 03/08/47 Bowling Green.....W, 55-46
 (SIAA Tournament)
 01/21/49 Coral GablesW, 78-45
 01/22/49 Coral GablesW, 63-47
 01/27/50 Coral GablesW, 66-61
 01/28/50 Coral GablesW, 78-61
 02/15/50 Bowling Green.....W, 79-57
 02/16/50 Bowling Green.....W, 83-47
 01/16/51 Bowling Green.....W, 89-47
 01/26/51 Coral GablesW, 68-64
 01/25/52 Coral GablesW, 102-74
 01/22/53 Coral GablesW, 98-56
 01/31/59 Coral GablesL, 95-109
 03/08/60 Lexington, Ky.....W, 107-84
 (NCAA Tournament)
 12/28/66 Miami Beach, Fla.....W, 94-89
 (Hurricane Classic)

MIAMI (OHIO) — 2-0

Home: 0-0 • Away: 1-0 • Neutral: 1-0
 11/23/45 Jeffersonville, Ind.W, 31-25
 (Ohio Valley Tournament)
 12/18/45 Oxford.....W, 37-27

MICHIGAN — 2-3

Home: 0-1 • Away: 0-1 • Neutral: 2-1
 03/11/66 Iowa City, IowaL, 79-80
 (NCAA Tournament)
 11/27/76 Ann Arbor (#1)L, 70-94
 11/26/77 Bowling Green (#13)L, 81-87
 03/16/95 Dayton, OhioW, 82-76 (ot)
 (NCAA Tournament)
 11/24/08 Anchorage, AlaskaW, 73-69
 (Carrs/Safeway Great Alaska Shootout)

MICHIGAN STATE — 1-1

Home: 0-0 • Away: 0-0 • Neutral: 1-1
 12/14/68 Chicago, Ill.....W, 67-63
 03/16/78 Dayton, Ohio (#4)L, 69-90
 (NCAA Tournament)

MIDDLE TENNESSEE — 92-35

Home: 52-12 • Away: 36-23 • Neutral: 4-0
 1914-15 MurfreesboroW, 33-19
 1914-15 Bowling Green.....L, 19-30
 02/04/16 Bowling Green.....W, 32-21
 02/05/16 Bowling Green.....L, 19-32
 01/23/24 MurfreesboroL, 19-34
 02/01/24 Bowling Green.....W, 29-24
 01/15/25 Bowling Green.....L, 23-43
 02/14/25 MurfreesboroL, 36-37

01/16/29 MurfreesboroL, 28-36
 02/05/29 Bowling Green.....L, 25-28
 02/04/30 MurfreesboroL, 33-35
 01/20/31 MurfreesboroW, 43-29
 02/06/31 Bowling Green.....W, 52-40
 01/22/32 Bowling Green.....L, 23-32
 02/16/32 MurfreesboroW, 28-26
 01/11/33 MurfreesboroW, 43-29
 01/27/33 Bowling Green.....W, 43-29
 01/17/34 Bowling Green.....W, 41-32
 01/29/34 MurfreesboroW, 52-29
 01/30/35 MurfreesboroW, 35-25
 02/16/35 Bowling Green.....W, 55-29
 01/28/36 Bowling Green.....W, 36-14
 02/18/36 MurfreesboroW, 47-27
 01/15/37 MurfreesboroW, 48-28
 01/20/37 Bowling Green.....W, 48-32
 01/27/39 MurfreesboroW, 67-31
 02/14/39 Bowling Green.....W, 66-29
 01/13/40 MurfreesboroW, 60-26
 02/17/40 Bowling Green.....W, 76-41
 01/25/41 MurfreesboroW, 60-33
 02/24/41 Bowling Green.....W, 59-38
 12/02/52 Murfreesboro*W, 87-57
 02/17/53 Bowling Green*W, 95-57
 12/08/53 Murfreesboro*W, 88-80
 01/05/54 Bowling Green*W, 98-67
 01/06/55 Bowling Green*W, 83-71
 01/12/55 Murfreesboro*L, 77-84
 01/31/56 Murfreesboro*W, 86-78
 03/03/56 Bowling Green*W, 100-85
 01/30/57 Murfreesboro*W, 79-72
 03/02/57 Bowling Green*W, 86-82
 01/23/58 Bowling Green*W, 69-67
 02/18/58 Murfreesboro*L, 75-81
 01/19/59 Murfreesboro*W, 89-65
 02/28/59 Bowling Green*W, 110-85
 02/06/60 Murfreesboro*W, 109-89
 02/27/60 Bowling Green*W, 109-80
 12/01/60 Murfreesboro*W, 70-67
 02/27/61 Bowling Green*W, 84-73
 01/20/62 Bowling Green*W, 89-69
 02/13/62 Murfreesboro*W, 87-81
 12/10/62 Murfreesboro*L, 82-86
 02/12/63 Bowling Green*W, 79-71
 12/14/63 Bowling Green*W, 90-54
 02/18/64 Murfreesboro*L, 84-93
 12/21/64 Louisville, Ky.....W, 100-65
 (Ohio Valley Conference Tournament,)
 01/30/65 Bowling Green*W, 134-84
 02/18/65 Murfreesboro*W, 94-83
 01/31/66 Murfreesboro*W, 93-56
 02/28/66 Bowling Green*W, 81-47
 02/04/67 Murfreesboro*W, 95-62
 03/04/67 Bowling Green*W, 55-46
 12/01/67 Nashville, Tenn.....W, 91-76
 (Ohio Valley Conference Tournament)
 02/03/68 Murfreesboro*L, 83-84
 03/02/68 Bowling Green*W, 94-71
 02/01/69 Bowling Green*W, 85-79
 02/08/69 Murfreesboro*W, 84-81
 01/31/70 Murfreesboro*W, 83-74
 02/07/70 Bowling Green*W, 72-60
 01/30/71 Bowling Green*W, 80-66
 02/06/71 Murfreesboro*W, 87-73
 02/05/72 Murfreesboro*L, 67-78
 03/04/72 Bowling Green*W, 85-71
 02/03/73 Bowling Green*W, 86-84
 03/03/73 Murfreesboro*L, 80-92
 02/02/74 Murfreesboro*L, 89-100
 03/02/74 Bowling Green*W, 85-75
 02/01/75 Bowling Green*L, 95-102
 03/01/75 Murfreesboro*L, 86-89
 01/12/76 Murfreesboro*W, 83-69
 02/07/76 Bowling Green*L, 65-71

03/04/76 Bowling Green.....W, 88-78
 (Ohio Valley Conference Tournament)
 01/29/77 Bowling Green*L, 60-67
 02/26/77 Murfreesboro*W, 76-74
 01/28/78 Murfreesboro*L, 69-98
 02/25/78 Bowling Green*W, 87-78
 01/27/79 Bowling Green*W, 72-70 (2ot)
 02/24/79 Murfreesboro*L, 76-81
 01/24/80 Murfreesboro*W, 62-58
 02/21/80 Bowling Green*W, 81-79 (3ot)
 01/22/81 Bowling Green*W, 67-55
 02/19/81 Murfreesboro*L, 54-62
 01/14/82 Bowling Green*W, 65-49
 02/13/82 Murfreesboro*W, 75-64
 03/06/82 Bowling Green.....L, 52-54
 (Ohio Valley Conference Tournament)
 12/08/82 MurfreesboroL, 57-65
 12/30/83 Bowling Green.....W, 92-61
 12/23/84 MurfreesboroW, 60-50
 12/09/85 Bowling Green.....W, 86-74
 12/03/98 Nashville, Tenn.W, 51-45
 02/01/01 Murfreesboro*W, 71-63
 02/24/01 Bowling Green*W, 92-51
 01/16/02 Murfreesboro*W, 55-45
 02/23/02 Bowling Green*W, 65-61
 01/04/03 Murfreesboro*L, 65-69
 03/01/03 Bowling Green*W, 89-75
 03/11/03 Bowling Green.....W, 64-52
 (Sun Belt Conference Tournament)
 02/05/04 Bowling Green*W, 70-66
 02/26/04 Murfreesboro*L, 59-73
 03/07/04 Bowling Green.....L, 62-76
 (Sun Belt Conference Tournament)
 02/03/05 Murfreesboro*W, 61-56
 02/24/05 Bowling Green*W, 85-83 (ot)
 01/07/06 Bowling Green*W, 80-48
 02/23/06 Murfreesboro*L, 74-80
 12/28/06 Murfreesboro*W, 73-64
 02/10/07 Bowling Green*W, 65-53
 01/02/08 Bowling Green*W, 62-51
 02/16/08 Murfreesboro*W, 71-66
 03/11/08 Mobile, Ala.....W, 67-57
 (Sun Belt Conference Tournament)
 01/15/09 Bowling Green*W, 63-61
 02/28/09 Murfreesboro*W, 68-49
 01/18/10 Murfreesboro*L, 46-47
 01/23/10 Bowling Green*L, 74-84
 02/10/11 Bowling Green*L, 60-69
 02/26/11 Murfreesboro*L, 39-57
 02/09/12 Murfreesboro*L, 64-72
 02/25/12 Bowling Green*W, 73-67

MIDWESTERN — 1-0

Home: 1-0 • Away: 0-0 • Neutral: 0-0
 01/12/56 Bowling Green.....W, 66-65

MILLSAPS — 1-1

Home: 1-0 • Away: 0-0 • Neutral: 0-1
 03/05/35 Jackson, Miss.....L, 29-31
 (SIAA Tournament)
 01/30/39 Bowling Green.....W, 45-19

MINNESOTA — 0-1

Home: 0-0 • Away: 0-0 • Neutral: 0-1
 11/18/10 San Juan, P.R.....L, 77-95
 (Puerto Rico Tip-Off)

MISSISSIPPI COLLEGE — 4-1

Home: 3-0 • Away: 0-1 • Neutral: 1-0
 01/30/32 site unknownL, 33-37
 01/28/35 Bowling Green.....W, 51-37
 03/02/35 Jackson, Miss.....W, 46-18
 (SIAA Tournament)
 03/09/37 Bowling Green.....W, 60-25

SERIES RECORDS BY OPPONENT

(SIAA Tournament)
12/04/78 Bowling Green.....W, 56-53

MISSISSIPPI STATE — 3-3

Home: 2-1 • Away: 0-2 • Neutral: 1-0
01/22/41 Bowling Green.....W, 63-47
12/29/59 New Orleans, La.....W, 61-50
(Sugar Bowl Tournament)
12/04/99 Starkville.....L, 69-81
11/29/03 Bowling Green.....L, 75-81
(BB&T Classic)
01/05/09 Starkville.....L, 67-95
01/04/10 Bowling Green.....W, 55-52

MISSISSIPPI VALLEY STATE — 4-0

Home: 2-0 • Away: 1-0 • Neutral: 1-0
12/01/89 Bowling Green.....W, 87-58
(WKU Invitational)
11/29/97 Itta Bena.....W, 81-76
12/18/97 Bowling Green.....W, 75-66
03/13/12 Dayton, Ohio.....W, 59-58
(NCAA Tournament)

MISSOURI-KANSAS CITY — 1-0

Home: 1-0 • Away: 0-0 • Neutral: 0-0
01/07/91 Bowling Green.....W, 91-75

MONTANA — 2-0

Home: 1-0 • Away: 1-0 • Neutral: 0-0
11/27/04 Bowling Green.....W, 72-46
12/06/06 Missoula.....W, 81-65

MOREHEAD STATE — 73-32

Home: 43-4 • Away: 20-24 • Neutral: 10-4
02/23/34 Louisville, Ky.....W, 32-30
(KIAC Tournament)
02/23/35 Bowling Green.....W, 12-4
(KIAC Tournament)
02/29/36 Bowling Green.....W, 74-36
(KIAC Tournament)
02/01/38 Morehead.....W, 38-30
02/16/38 Bowling Green.....W, 42-25
02/26/38 Richmond, Ky.....W, 46-25
(KIAC Tournament)
02/25/39 Richmond, Ky.....W, 37-33
(KIAC Tournament)
01/29/40 Bowling Green.....W, 44-34
02/24/40 Richmond, Ky.....W, 36-33
(KIAC Tournament)
01/23/42 Morehead.....L, 49-56
02/09/42 Bowling Green.....W, 64-31
02/27/43 Richmond, Ky.....W, 46-35
(KIAC Tournament)
01/14/44 Morehead.....L, 29-34
01/26/44 Bowling Green.....W, 41-35
01/26/45 Morehead.....L, 58-72
02/20/45 Bowling Green.....W, 36-34
01/26/46 Bowling Green.....W, 62-40
02/18/46 Morehead.....L, 49-53
02/04/47 Bowling Green.....W, 69-41
02/14/47 Morehead.....W, 50-37
12/13/47 Bowling Green.....W, 78-40
02/19/48 Morehead.....W, 43-40
12/13/48 Morehead*.....W, 66-51
02/17/49 Bowling Green*.....W, 69-48
12/03/49 Morehead*.....W, 58-47
02/07/50 Bowling Green*.....W, 77-65
12/18/50 Morehead*.....L, 63-70
02/19/51 Bowling Green*.....W, 95-73
12/10/51 Morehead*.....W, 65-54
02/05/52 Morehead*.....W, 80-72
12/08/52 Bowling Green*.....W, 56-33
12/13/52 Morehead*.....W, 79-66
02/27/53 Louisville, Ky.....W, 76-65

(Ohio Valley Conference Tournament)
12/12/53 Bowling Green*.....W, 98-77
02/08/54 Morehead*.....W, 88-75
02/25/54 Louisville, Ky.....W, 97-79
(Ohio Valley Conference Tournament)
12/04/54 Morehead*.....L, 79-89
02/19/55 Bowling Green*.....W, 96-75
01/21/56 Bowling Green*.....W, 86-80
02/25/56 Morehead*.....L, 72-73
03/08/56 Louisville, Ky.....L, 80-84
(Ohio Valley Conference Playoff)
02/16/57 Bowling Green*.....W, 97-81
02/20/57 Morehead*.....L, 81-87
12/14/57 Bowling Green*.....W, 101-70
02/14/58 Morehead*.....L, 60-75
12/13/58 Morehead*.....L, 78-86
02/14/59 Bowling Green*.....W, 88-74
12/15/59 Bowling Green*.....W, 70-68
02/13/60 Morehead*.....W, 85-72
12/15/60 Bowling Green*.....W, 83-77
02/21/61 Morehead*.....L, 94-100
03/08/61 Louisville, Ky.....L, 72-80 (ot)
(Ohio Valley Conference Playoff)
01/18/62 Morehead*.....W, 80-79
02/19/62 Bowling Green*.....W, 77-51
01/16/63 Morehead*.....L, 71-87
02/05/63 Bowling Green*.....L, 71-81
01/23/64 Bowling Green*.....W, 80-74
02/11/64 Morehead*.....L, 95-102 (ot)
01/18/65 Bowling Green*.....W, 93-65
02/13/65 Morehead*.....L, 55-66
12/20/65 Louisville, Ky.....W, 80-55
(Ohio Valley Conference Tournament)
01/17/66 Morehead*.....W, 45-35
02/19/66 Bowling Green*.....W, 73-58
12/20/66 Louisville, Ky.....W, 80-77 (ot)
(Ohio Valley Conference Tournament)
01/16/67 Bowling Green*.....W, 100-69
02/18/67 Morehead*.....W, 86-65
01/15/68 Morehead*.....L, 72-88
02/17/68 Bowling Green*.....W, 80-76
01/2/67 Nashville, Tenn.....L, 75-83
(Ohio Valley Conference Tournament)
01/13/69 Bowling Green*.....W, 87-86 (ot)
02/22/69 Morehead*.....L, 77-78
01/12/70 Morehead*.....W, 86-83
02/21/70 Bowling Green*.....W, 98-74
01/11/71 Bowling Green*.....W, 85-63
02/20/71 Morehead*.....W, 89-70
01/22/72 Morehead*.....W, 77-74
02/21/72 Bowling Green*.....W, 103-97 (ot)
03/07/72 Frankfort, Ky.....L, 79-82
(Ohio Valley Conference Playoff)
01/22/73 Bowling Green*.....L, 69-85
02/17/73 Morehead*.....L, 93-112
01/21/74 Morehead*.....L, 74-93
02/16/74 Bowling Green*.....L, 84-86
01/18/75 Bowling Green*.....W, 81-76
02/17/75 Morehead*.....W, 99-86
01/26/76 Morehead*.....L, 71-82
02/21/76 Bowling Green*.....W, 100-82
03/05/76 Bowling Green.....W, 65-60
(Ohio Valley Conference Tournament)
01/15/77 Bowling Green*.....L, 65-81
02/12/77 Morehead*.....L, 74-88
01/09/78 Morehead*.....W, 97-82
02/04/78 Bowling Green*.....W, 106-69
01/17/79 Bowling Green*.....W, 78-76
02/03/79 Morehead*.....L, 81-83
03/02/79 Richmond, Ky.....W, 90-85
(Ohio Valley Conference Tournament)
01/31/80 Bowling Green*.....W, 86-79
02/11/80 Morehead*.....L, 73-76
01/24/81 Bowling Green*.....W, 75-68
01/31/81 Morehead*.....W, 77-65

01/07/82 Morehead*.....L, 57-59
02/06/82 Bowling Green*.....W, 68-53
03/05/82 Bowling Green.....W, 95-87
(Ohio Valley Conference Tournament)
11/27/82 Bowling Green.....W, 66-64
01/31/84 Morehead.....L, 65-69
12/29/84 Bowling Green.....W, 80-49
12/21/85 Morehead.....W, 75-68

MORRIS BROWN — 1-0

Home: 1-0 • Away: 0-0 • Neutral: 0-0
02/03/02 Bowling Green.....W, 92-53

MORTON-ELLIOTT — 1-0

Home: 1-0 • Away: 0-0 • Neutral: 0-0
02/02/24 Bowling Green.....W, 45-12

MURRAY STATE — 97-52

Home: 58-13 • Away: 30-31 • Neutral: 9-8
01/25/32 Murray.....L, 24-26
02/01/32 Bowling Green.....L, 26-38
02/02/32 Bowling Green.....L, 21-34
03/02/32 Jackson, Miss.....L, 27-40
(SIAA Tournament)
01/20/33 Murray.....W, 35-28
01/21/33 Murray.....L, 20-42
02/18/33 Bowling Green.....L, 37-54
02/25/33 Winchester, Ky.....W, 30-17
(KIAC Tournament)
01/23/34 Murray.....W, 25-20
02/06/34 Bowling Green.....W, 30-24
01/12/35 Bowling Green.....W, 32-29
02/12/35 Murray.....W, 44-24
02/23/35 Bowling Green.....W, 23-20
(KIAC Tournament)
01/15/36 Murray.....L, 15-31
02/15/36 Bowling Green.....W, 29-23
02/28/36 Bowling Green.....W, 55-31
(KIAC Tournament)
03/10/36 Jackson, Miss.....L, 26-28
(SIAA Tournament)
02/06/37 Bowling Green.....W, 46-25
02/11/37 Murray.....L, 26-31
02/27/37 Richmond, Ky.....W, 30-18
(KIAC Tournament)
03/10/37 Bowling Green.....W, 37-32
(SIAA Tournament)
01/22/38 Bowling Green.....W, 29-26
02/05/38 Murray.....L, 18-30
02/26/38 Richmond, Ky.....W, 35-23
(KIAC Tournament)
03/05/38 Bowling Green.....W, 44-39
(SIAA Tournament)
01/14/39 Murray.....W, 38-36
02/04/39 Bowling Green.....W, 46-36
01/20/40 Bowling Green.....W, 39-30
02/10/40 Murray.....L, 30-36
03/02/40 Bowling Green.....W, 25-23
(SIAA Tournament)
01/18/41 Murray.....W, 38-34
02/08/41 Bowling Green.....L, 34-38
03/01/41 Richmond, Ky.....L, 32-41
(KIAC Tournament)
03/08/41 Bowling Green.....W, 45-41
(SIAA Tournament)
01/17/42 Bowling Green.....W, 29-27
02/07/42 Murray.....L, 37-43
02/26/42 Richmond, Ky.....W, 46-44
(KIAC Tournament)
01/20/43 Bowling Green.....W, 56-33
02/17/43 Murray.....L, 28-41
02/27/43 Richmond, Ky.....W, 42-39
(KIAC Tournament)
01/22/44 Murray.....W, 36-35
02/05/44 Bowling Green.....W, 47-38

HISTORY AND TRADITION

01/17/45 Bowling Green.....W, 38-30
 02/10/45 MurrayW, 37-33
 01/19/46 MurrayL, 27-55
 02/09/46 Bowling Green.....W, 66-41
 02/01/47 Bowling Green.....W, 66-32
 02/08/47 MurrayW, 54-47
 02/07/48 MurrayW, 59-46
 02/14/48 Bowling Green.....W, 76-65
 02/05/49 Bowling Green*W, 61-47
 02/14/49 Murray*W, 73-54
 01/14/50 Murray*W, 58-52
 02/11/50 Bowling Green*W, 54-50
 02/25/50 Louisville, Ky.....W, 58-54
 (Ohio Valley Conference Tournament)
 01/13/51 Bowling Green*W, 65-56
 02/10/51 Murray*L, 70-77
 02/24/51 Louisville, Ky.....L, 77-78
 (Ohio Valley Conference Tournament)
 01/12/52 Murray*W, 77-64
 02/16/52 Bowling Green*W, 97-63
 02/23/52 Louisville, Ky.....W, 47-45
 (Ohio Valley Conference Tournament)
 01/10/53 Bowling Green*W, 62-57
 02/14/53 Murray*L, 67-77
 01/09/54 Murray*W, 57-43
 02/13/54 Bowling Green*W, 104-68
 12/28/54 Louisville, Ky.*W, 98-89
 (Kentucky Invitational Tournament)
 01/08/55 Murray*W, 71-70
 02/12/55 Bowling Green*W, 85-80
 02/25/55 Louisville, Ky.....L, 72-77
 (Ohio Valley Conference Tournament)
 12/29/55 Louisville, Ky.*L, 69-74
 (Kentucky Invitational Tournament)
 01/07/56 Bowling Green*W, 88-77
 02/11/56 Murray*L, 70-74
 01/05/57 Murray*W, 90-78
 02/09/57 Bowling Green*W, 60-58
 01/04/58 Bowling Green*L, 55-57
 02/08/58 Murray*W, 70-64
 01/17/59 Bowling Green*W, 87-77 (2ot)
 02/21/59 Murray*W, 75-62
 01/16/60 Murray*L, 72-87
 02/20/60 Bowling Green*W, 65-57
 01/14/61 Bowling Green*W, 79-77
 02/18/61 Murray*L, 87-95
 01/13/62 Murray*W, 72-61
 02/17/62 Bowling Green*W, 96-77
 01/12/63 Bowling Green*L, 70-73
 02/16/63 Murray*L, 74-87
 01/18/64 Murray*L, 77-86
 02/22/64 Bowling Green*L, 77-85
 12/23/64 Louisville, Ky.....L, 68-77
 (Ohio Valley Conference Tournament)
 01/05/65 Bowling Green*W, 71-70 (ot)
 02/27/65 Murray*L, 91-103
 02/05/66 Murray*W, 101-84
 02/26/66 Bowling Green*W, 71-59
 12/19/66 Louisville, Ky.....W, 94-83
 (Ohio Valley Conference Tournament)
 02/06/67 Bowling Green*W, 88-79 (ot)
 02/25/67 Murray*L, 69-75
 12/02/67 Nashville, Tenn.....L, 75-83
 (Ohio Valley Conference Tournament)
 02/05/68 Bowling Green*W, 79-78
 02/24/68 Murray*W, 86-83
 02/03/69 Bowling Green*W, 84-82
 03/01/69 Murray*L, 79-89
 01/19/70 Bowling Green*W, 85-75
 02/28/70 Murray*W, 77-75
 01/23/71 Murray*L, 71-73
 02/27/71 Bowling Green*W, 73-59
 01/31/72 Murray*W, 71-70
 02/26/72 Bowling Green*W, 73-68
 01/27/73 Murray*L, 80-99

02/26/73 Bowling Green*W, 67-66
 01/26/74 Bowling Green*W, 79-75 (ot)
 02/25/74 Murray*W, 76-69
 01/27/75 Bowling Green*W, 93-92
 02/22/75 Murray*W, 96-91
 01/31/76 Bowling Green*W, 92-68
 02/19/76 Murray*W, 70-68
 01/24/77 Bowling Green*L, 87-89 (2ot)
 02/19/77 Murray*W, 82-81
 01/21/78 Bowling Green*W, 91-75
 02/20/78 Murray*W, 100-98 (ot)
 01/20/79 Murray*L, 65-67
 02/19/79 Bowling Green*L, 64-66
 01/17/80 Bowling Green*W, 68-48
 02/16/80 Murray*W, 56-55
 03/01/80 Bowling Green.....W, 54-51
 (Ohio Valley Conference Tournament)
 01/15/81 Murray*L, 57-59 (ot)
 02/14/81 Bowling Green*W, 66-44
 03/07/81 Bowling Green.....W, 71-67
 (Ohio Valley Conference Tournament)
 01/03/82 Bowling Green*W, 71-54
 01/30/82 Murray*L, 60-63
 02/04/85 MurrayL, 67-69
 01/06/86 Bowling Green.....W, 80-58
 01/12/88 MurrayW, 50-49
 12/03/88 Bowling Green.....W, 79-75
 (WKU Invitational)
 11/29/89 Bowling Green.....L, 64-66
 12/01/90 MurrayL, 91-97
 12/19/91 Bowling Green.....W, 93-89
 12/21/97 Bowling Green.....L, 75-86
 12/19/98 MurrayL, 57-69
 12/07/99 Bowling Green.....W, 92-70
 12/05/00 MurrayL, 81-83
 11/24/01 Bowling Green.....W, 101-77
 12/07/02 MurrayL, 72-83
 12/07/03 Bowling Green.....L, 95-100 (2ot)
 12/04/04 MurrayW, 82-72
 11/17/07 Bowling Green.....W, 87-63
 (BB&T Classic)
 11/22/09 MurrayL, 61-89
 12/22/09 Bowling Green.....W, 83-72
 12/18/10 MurrayL, 60-69
 12/01/11 Bowling Green.....L, 59-70

NEBRASKA — 3-1

Home: 2-0 • Away: 0-1 • Neutral: 1-0
 12/31/46 Bowling Green.....W, 74-56
 03/14/86 Charlotte, NC.....W, 67-59
 (NCAA Tournament)
 01/06/07 LincolnL, 71-82
 12/05/07 Bowling Green.....W, 69-62 (ot)

NEVADA — 0-1

Home: 0-0 • Away: 0-0 • Neutral: 0-1
 11/27/81 Fresno, Calif.....L, 70-84
 (Sun Met Classic)

UNLV — 0-1

Home: 0-0 • Away: 0-0 • Neutral: 0-1
 11/29/86 New York, N.Y.....L, 95-96 (2ot)
 (Coca-Cola NIT)

NEW HAMPSHIRE — 1-0

Home: 1-0 • Away: 0-0 • Neutral: 0-0
 12/04/81 Bowling Green.....W, 83-52
 (Wendy's Classic)

NEW MEXICO — 0-1

Home: 0-0 • Away: 0-1 • Neutral: 0-0
 12/02/00 AlbuquerqueL, 57-75

NEW MEXICO STATE — 9-1

Home: 7-0 • Away: 1-1 • Neutral: 1-0
 12/10/56 Bowling Green.....W, 95-74
 12/06/58 Bowling Green.....W, 79-60
 01/06/62 Bowling Green.....W, 71-67
 01/16/01 Bowling Green*W, 72-61
 01/13/02 Bowling Green*W, 83-67
 03/04/02 New Orleans, La.....W, 73-72
 (Sun Belt Conference Tournament)
 01/25/03 Las Cruces*L, 82-92
 03/10/03 Bowling Green.....W, 78-59
 (Sun Belt Conference Tournament)
 01/24/04 Bowling Green*W, 73-58
 01/29/05 Las Cruces*W, 77-75

NEW ORLEANS — 23-8

Home: 12-2 • Away: 7-6 • Neutral: 4-0
 01/30/92 New Orleans*W, 68-67
 02/02/93 New Orleans* (#25).....L, 80-89
 02/22/93 Bowling Green* (#19).....L, 67-71
 03/08/93 Biloxi, Miss. (#13).....W, 72-63
 (Sun Belt Conference Tournament)
 01/13/94 New Orleans*L, 74-79
 02/26/94 Bowling Green*W, 61-52
 01/13/95 New Orleans*W, 81-57
 02/13/95 Bowling Green*W, 67-59
 12/31/95 Bowling Green*W, 94-80
 02/01/96 New Orleans*L, 82-90
 01/09/97 New Orleans*L, 45-78
 01/25/97 Bowling Green*L, 66-70
 01/08/98 New Orleans*W, 70-61
 01/31/98 Bowling Green*W, 75-55
 01/09/99 Bowling Green*W, 65-44
 02/18/99 New Orleans*L, 58-74
 01/31/00 New Orleans*W, 62-60 (ot)
 02/21/00 Bowling Green*W, 76-63
 12/28/00 New Orleans*W, 68-63
 12/28/01 New Orleans*W, 90-76
 01/16/03 Bowling Green*W, 78-59
 01/22/04 New Orleans*L, 64-78
 01/20/05 Bowling Green*W, 81-69
 03/06/05 Denton, TexasW, 78-67
 (Sun Belt Conference Tournament)
 01/28/06 Bowling Green*W, 72-57
 03/05/06 Murfreesboro, Tenn.....W, 80-61
 (Sun Belt Conference Tournament)
 01/21/07 Bowling Green*W, 73-70
 01/23/08 New Orleans*W, 73-55
 01/17/09 Bowling Green*W, 70-60
 01/30/10 Bowling Green*W, 76-56
 03/06/10 Hot Springs, Ark.....W, 83-58
 (Sun Belt Conference Tournament)

NEWBERRY — 1-0

Home: 0-0 • Away: 0-0 • Neutral: 1-0
 03/02/27 Charleston, S.C.....W, 35-24
 (SIAA Tournament)

NIAGARA — 1-2

Home: 0-0 • Away: 0-0 • Neutral: 1-2
 03/11/50 New York, N.Y.....W, 79-72
 (National Invitation Tournament)
 03/13/54 New York, N.Y.....L, 65-71
 (National Invitation Tournament)
 12/26/57 Oklahoma City, Okla.....L, 74-77 (ot)
 (All-College Tournament)

NORTH CAROLINA — 0-1

Home: 0-0 • Away: 0-1 • Neutral: 0-0
 11/17/93 Chapel Hill (#1).....L, 87-101
 (Preseason NIT)

SERIES RECORDS BY OPPONENT

NORTH CAROLINA CENTRAL — 1-0

Home: 1-0 • Away: 0-0 • Neutral: 0-0
 12/18/08 Bowling Green.....W, 84-53

NORTH CAROLINA STATE — 1-1

Home: 0-0 • Away: 0-1 • Neutral: 1-0
 12/26/75 Raleigh (#9).....L, 98-110
 12/30/91 Honolulu, Hawaii.....W, 84-82
 (Aloha Invitationa)

NORTH DAKOTA — 1-0

Home: 1-0 • Away: 0-0 • Neutral: 0-0
 02/10/48 Bowling Green.....W, 62-47

NORTH FLORIDA — 1-0

Home: 1-0 • Away: 0-0 • Neutral: 0-0
 12/08/93 Bowling Green.....W, 129-91

NORTH TEXAS — 13-5

Home: 6-2 • Away: 3-2 • Neutral: 4-1
 02/03/01 Bowling Green*W, 107-63
 02/16/02 Bowling Green*W, 100-76
 03/02/02 New Orleans, La.....W, 82-68
 (Sun Belt Conference Tournament)
 02/08/03 Denton*W, 85-70
 02/14/04 Bowling Green*W, 80-78
 02/12/05 Denton*W, 93-92
 02/11/06 Bowling Green*W, 97-71
 12/19/06 Bowling Green*L, 85-86
 02/03/07 Denton*L, 70-74
 02/07/08 Denton*W, 94-84
 03/09/08 Mobile, Ala.....W, 84-70
 (Sun Belt Conference Tournament)
 01/31/09 Bowling Green*W, 71-67
 03/09/09 Hot Springs, Ark.W, 77-70
 (Sun Belt Conference Tournament)
 01/28/10 Bowling Green*L, 83-84 (ot)
 02/12/11 Bowling Green*W, 87-76
 03/07/11 Hot Springs, Ark.L, 62-81
 (Sun Belt Conference Tournament)
 01/12/12 Denton*L, 67-84
 03/06/12 Hot Springs, Ark.W, 74-70
 (Sun Belt Conference Tournament)

NORTHERN ARIZONA — 1-1

Home: 1-0 • Away: 0-1 • Neutral: 0-0
 02/18/06 Bowling Green.....W, 79-58
 (BracketBusters presented by eBay)
 12/01/07 Flagstaff.....L, 61-64

NORTHERN IOWA — 3-0

Home: 2-0 • Away: 1-0 • Neutral: 0-0
 02/23/81 Bowling Green.....W, 69-64
 02/27/82 Cedar Falls.....W, 75-67
 12/03/82 Bowling Green.....W, 63-57
 (Wendy's Classic)

NORTHWESTERN (LA.) STATE — 3-0

Home: 3-0 • Away: 0-0 • Neutral: 0-0
 03/06/47 Bowling Green.....W, 82-50
 (SIAA Tournament)
 12/05/59 Bowling Green.....W, 89-60
 12/12/61 Bowling Green.....W, 93-66

NOTRE DAME — 1-0

Home: 0-0 • Away: 1-0 • Neutral: 0-0
 11/21/86 South Bend.....W, 80-63
 (Coca-Cola NIT)

OHIO — 3-1

Home: 1-0 • Away: 0-1 • Neutral: 2-0
 01/02/41 Bowling Green.....W, 57-41
 12/15/45 AthensL, 42-65
 12/27/55 Louisville, Ky.....W, 76-60

(Kentucky Invitational Tournament)
 03/12/60 Louisville, Ky.....W, 97-87
 (NCAA Tournament)

OHIO STATE — 1-2

Home: 0-0 • Away: 0-0 • Neutral: 1-2
 03/11/60 Louisville, Ky. (#3).....L, 79-98
 (NCAA Tournament)
 03/16/62 Iowa City, Iowa (#1).....L, 73-93
 (NCAA Tournament)
 03/20/71 Athens, Ga. (#10).....W, 81-78 (ot)
 (NCAA Tournament)

OKLAHOMA — 0-1

Home: 0-0 • Away: 0-0 • Neutral: 0-1
 12/29/98 Oklahoma City, Okla.....L, 62-72 (ot)
 (All-College Tournament)

OKLAHOMA CITY — 3-4

Home: 2-1 • Away: 0-3 • Neutral: 1-0
 02/16/55 Bowling Green.....W, 71-59
 12/17/55 Oklahoma City (#20).....L, 87-92
 01/07/57 Bowling Green (#11).....L, 78-85
 02/11/57 Oklahoma City (#13).....L, 67-96
 01/08/58 Bowling Green.....W, 70-56
 01/31/58 Oklahoma City.....L, 59-67
 11/28/81 Fresno, Calif.W, 51-49
 (Sun Met Classic)

OLD DOMINION — 15-12

Home: 13-3 • Away: 2-7 • Neutral: 0-2
 12/03/70 Bowling Green.....W, 96-82
 12/06/71 Bowling Green.....W, 86-80
 11/27/72 Bowling Green.....W, 133-106
 12/01/73 Bowling Green.....W, 88-84
 12/09/74 Bowling Green.....W, 102-87
 12/08/75 Bowling Green.....W, 84-76
 12/11/82 Norfolk*.....L, 66-75
 01/05/83 Bowling Green*.....L, 59-61
 12/19/83 Norfolk*.....L, 68-75
 02/09/84 Bowling Green*.....W, 70-67
 03/03/84 Birmingham, Ala.....L, 72-78
 (Sun Belt Conference Tournament)
 01/05/85 Bowling Green*.....W, 73-67
 01/12/85 Norfolk*.....L, 76-84
 12/28/85 Bowling Green*.....L, 59-62
 02/06/86 Norfolk*.....L, 61-74
 02/03/87 Bowling Green*.....W, 94-53
 02/12/87 Norfolk*.....W, 75-59
 02/26/87 Bowling Green.....W, 60-58
 (Sun Belt Conference Tournament)
 01/04/88 Norfolk*.....L, 66-80
 02/10/88 Bowling Green*.....L, 76-81
 03/05/88 Richmond, Va.....L, 84-86
 (Sun Belt Conference Tournament)
 01/28/89 Norfolk*.....L, 64-99
 02/25/89 Bowling Green*.....W, 92-74
 01/13/90 Bowling Green*.....W, 69-65
 02/10/90 Norfolk*.....L, 62-86
 01/17/91 Bowling Green*.....W, 77-74
 02/16/91 Norfolk*.....W, 75-66

ORAL ROBERTS — 2-0

Home: 1-0 • Away: 1-0 • Neutral: 0-0
 02/01/94 Bowling Green.....W, 87-55
 02/20/95 Tulsa.....W, 83-71

PACIFIC — 1-2

Home: 1-1 • Away: 0-1 • Neutral: 0-0
 12/23/54 Bowling Green.....W, 86-65
 12/23/02 StocktonL, 57-70
 12/10/05 Bowling Green.....L, 75-91

PARSONS — 1-0

Home: 1-0 • Away: 0-0 • Neutral: 0-0
 12/02/65 Bowling Green.....W, 98-77

PEABODY — 1-2

Home: 0-2 • Away: 1-0 • Neutral: 0-0
 01/18/24 Nashville.....W, 36-16
 02/23/24 Bowling Green.....L, 12-57
 01/31/25 Bowling Green.....L, 13-16

PENNSYLVANIA — 0-1

Home: 0-0 • Away: 0-0 • Neutral: 0-1
 12/23/71 Louisville, Ky. (#13).....L, 79-88

PENN STATE — 1-0

Home: 0-0 • Away: 0-0 • Neutral: 1-0
 12/31/52 Louisville, Ky.....W, 91-78

PITTSBURGH — 0-1

Home: 0-0 • Away: 0-0 • Neutral: 0-1
 12/28/56 Miami, Fla.....L, 81-85
 (Orange Bowl Tournament)

PRAIRIE VIEW A&M — 1-0

Home: 1-0 • Away: 0-0 • Neutral: 0-0
 12/22/88 Bowling Green.....W, 85-72

PRESBYTERIAN — 2-0

Home: 1-0 • Away: 0-0 • Neutral: 1-0
 03/03/39 Bowling Green.....W, 51-27
 (SIAA Tournament)
 12/29/91 Honolulu, Hawaii.....W, 82-64
 (Aloha Invitationa)

PRINCETON — 1-0

Home: 0-0 • Away: 0-0 • Neutral: 1-0
 12/27/93 Indianapolis, Ind.W, 59-45
 (Hoosier Classic)

PROVIDENCE — 1-1

Home: 1-0 • Away: 0-1 • Neutral: 0-0
 01/10/73 Providence (#13).....L, 88-118
 12/10/73 Bowling Green (#6).....W, 89-84

PURDUE — 1-3

Home: 0-0 • Away: 0-1 • Neutral: 1-2
 12/15/72 Los Angeles, Calif.....L, 75-91
 (Trojan Classic)
 12/14/74 Indianapolis, Ind. (#15).....L, 91-114
 12/27/74 Louisville, Ky. (#15).....W, 92-80
 (Holiday Classic)
 03/10/82 West LafayetteL, 65-72
 (National Invitation Tournament)

RADFORD — 2-0

Home: 1-0 • Away: 1-0 • Neutral: 0-0
 01/08/92 Radford.....W, 81-78
 01/02/93 Bowling Green.....W, 88-58

REGIS — 1-0

Home: 1-0 • Away: 0-0 • Neutral: 0-0
 01/29/54 Bowling Green.....W, 87-72

RICE — 1-0

Home: 0-0 • Away: 1-0 • Neutral: 0-0
 12/06/80 HoustonW, 76-63

ROBERT MORRIS — 1-0

Home: 1-0 • Away: 0-0 • Neutral: 0-0
 01/31/77 Bowling Green.....W, 90-70

ROLLINS — 4-0

Home: 3-0 • Away: 1-0 • Neutral: 0-0
 12/29/76 Winter Park.....W, 71-61
 (Tangerine Bowl Tournament)
 12/01/79 Bowling Green.....W, 104-73
 11/29/82 Bowling Green.....W, 94-63
 11/30/83 Bowling Green.....W, 78-67

ST. AMBROSE — 1-0

Home: 0-0 • Away: 1-0 • Neutral: 0-0
 12/16/39 Davenport.....W, 40-32

ST. BONAVENTURE — 3-4

Home: 0-0 • Away: 1-0 • Neutral: 2-4
 01/31/43 St. Bonaventure.....W, 65-32
 12/30/50 Buffalo, N.Y.....L, 57-62
 12/29/51 Buffalo, N.Y.....L, 60-73
 03/10/52 New York, N.Y. (#15).....L, 69-70
 (National Invitation Tournament)
 01/03/53 Oklahoma City, Okla. (#15).....W, 94-63
 (All-College Tournament)
 12/19/53 Buffalo, N.Y.....W, 82-76
 12/15/61 Louisville, Ky.....L, 65-66
 (Bluegrass Tournament)

ST. FRANCIS (N.Y.) — 1-0

Home: 0-0 • Away: 0-0 • Neutral: 1-0
 12/17/53 New York, N.Y.....W, 78-55

ST. FRANCIS (PA.) — 5-0

Home: 4-0 • Away: 1-0 • Neutral: 0-0
 12/09/67 Bowling Green.....W, 95-73
 12/09/68 Bowling Green.....W, 70-68
 12/13/69 Loretto.....W, 97-67
 12/07/84 Bowling Green.....W, 83-67
 (Wendy's Classic)
 12/20/02 Bowling Green.....W, 80-45

ST. JOHN'S — 2-2

Home: 0-0 • Away: 2-1 • Neutral: 0-1
 01/21/47 New York.....W, 61-54
 03/13/50 New York (#9).....L, 60-69
 (National Invitation Tournament)
 12/28/70 New York (#19).....W, 86-67
 (ECAC Holiday Festival)
 12/29/77 College Park, Md.....L, 63-80
 (Maryland Invitational)

SAINT JOSEPH'S — 6-3

Home: 0-2 • Away: 6-1 • Neutral: 0-0
 12/27/44 Philadelphia.....W, 81-48
 01/25/47 Philadelphia.....W, 56-50
 01/24/48 Philadelphia.....W, 84-73
 01/01/49 Philadelphia.....W, 86-69
 12/20/52 Philadelphia.....W, 88-83
 11/27/99 Philadelphia.....L, 55-81
 12/21/00 Bowling Green.....L, 68-74
 11/12/10 Philadelphia.....W, 98-70
 11/11/11 Bowling Green.....L, 61-72

SAINT LOUIS — 1-3

Home: 0-1 • Away: 0-1 • Neutral: 1-1
 03/15/48 New York, N.Y.....L, 53-60
 (National Invitation Tournament)
 12/29/80 Hartford, Conn.....W, 57-54
 (Connecticut Mutual Classic)
 01/02/89 St. Louis.....L, 66-76
 12/20/89 Bowling Green.....L, 65-77

ST. MARY'S — 1-0

Home: 0-0 • Away: 0-0 • Neutral: 0-0
 02/25/22 site unknown.....W, —

ST. PETER'S — 1-0

Home: 0-0 • Away: 0-0 • Neutral: 1-0
 12/26/70 New York, N.Y.....W, 108-97
 (ECAC Holiday Festival)

SAMFORD — 7-0

Home: 3-0 • Away: 3-0 • Neutral: 1-0
 02/25/31 Jackson, Miss.....W, 34-26
 (SIAA Tournament)
 01/09/34 Birmingham.....W, 32-10
 02/13/34 Bowling Green.....W, 28-21
 01/07/35 Bowling Green.....W, 36-17
 01/08/37 Birmingham.....W, 39-23
 11/23/85 Bowling Green.....W, 80-47
 12/13/86 Birmingham.....W, 94-57

SAN DIEGO — 2-1

Home: 1-0 • Away: 0-1 • Neutral: 1-0
 01/05/89 Bowling Green.....W, 64-59
 12/28/89 San Diego.....L, 66-72
 03/23/08 Tampa, Fla.....W, 72-63
 (NCAA Tournament)

SAN FRANCISCO — 2-0

Home: 0-0 • Away: 1-0 • Neutral: 1-0
 12/19/56 Louisville, Ky. (#2).....W, 61-57
 12/15/67 San Francisco.....W, 90-70
 (Cable Car Classic)

SANTA CLARA — 0-1

Home: 0-0 • Away: 0-0 • Neutral: 0-1
 12/16/67 San Francisco, Calif.....L, 68-75
 (Cable Car Classic)

SAVANNAH STATE — 1-0

Home: 1-0 • Away: 0-0 • Neutral: 0-0
 12/18/00 Bowling Green.....W, 103-60

SETON HALL — 3-6

Home: 0-0 • Away: 0-0 • Neutral: 3-6
 01/03/52 New York, N.Y. (#11).....L, 65-77
 12/18/52 New York, N.Y. (#4).....L, 74-77
 12/09/54 New York, N.Y.....L, 85-98
 12/08/55 New York, N.Y.....L, 85-87
 12/13/56 New York, N.Y.....L, 69-78
 12/19/57 New York, N.Y.....W, 101-75
 12/18/58 New York, N.Y.....L, 67-73
 12/10/59 New York, N.Y.....W, 78-69
 03/20/93 Orlando, Fla. (#6).....W, 72-68
 (NCAA Tournament)

SEWANEE — 1-0

Home: 0-0 • Away: 0-0 • Neutral: 0-0
 01/09/37 site unknown.....W, 48-22

SOUTH ALABAMA — 29-32

Home: 15-11 • Away: 11-18 • Neutral: 3-3
 01/31/83 Mobile*.....L, 77-81
 02/13/83 Bowling Green*.....L, 64-65
 02/04/84 Bowling Green*.....L, 65-66
 02/16/84 Mobile*.....L, 71-73
 01/17/85 Mobile*.....L, 64-77
 02/16/85 Bowling Green*.....W, 64-61
 02/01/86 Bowling Green*.....W, 68-52
 02/17/86 Mobile*.....W, 53-51
 01/26/87 Mobile*.....W, 68-60
 02/14/87 Bowling Green*.....W, 85-70
 01/16/88 Bowling Green*.....W, 109-93
 02/20/88 Mobile*.....L, 80-95
 01/08/89 Mobile*.....L, 74-87
 02/16/89 Bowling Green*.....L, 92-96 (ot)
 02/12/90 Mobile*.....L, 57-70
 02/24/90 Bowling Green*.....W, 88-74
 01/28/91 Mobile*.....L, 78-82

02/21/91 Bowling Green*.....L, 91-100
 01/23/92 Bowling Green*.....L, 72-84
 02/05/92 Mobile*.....L, 76-90
 03/06/92 Biloxi, Miss.....W, 95-94
 (Sun Belt Conference Tournament)
 01/06/93 Mobile*.....W, 88-83
 01/24/93 Bowling Green*.....L, 98-101
 03/07/93 Biloxi, Miss.....W, 83-73
 (Sun Belt Conference Tournament)
 12/18/93 Mobile*.....W, 81-71
 01/06/94 Bowling Green*.....L, 83-87
 01/11/95 Mobile*.....W, 85-64
 02/18/95 Bowling Green*.....W, 93-78
 01/14/96 Bowling Green*.....W, 75-64
 02/24/96 Mobile*.....L, 78-92
 01/18/97 Bowling Green*.....L, 66-68
 02/22/97 Mobile*.....L, 59-83
 01/10/98 Mobile*.....L, 48-68
 02/21/98 Bowling Green*.....L, 50-55
 02/28/98 Lafayette, La.....L, 47-61
 (Sun Belt Conference Tournament)
 01/04/99 Mobile*.....W, 75-61
 02/20/99 Bowling Green*.....W, 50-48
 01/22/00 Bowling Green*.....W, 92-88
 02/09/00 Mobile*.....L, 53-60
 03/06/00 Little Rock, Ark.....L, 61-64
 (Sun Belt Conference Tournament)
 01/10/01 Mobile*.....L, 66-74 (ot)
 03/06/01 Mobile.....W, 64-54
 (Sun Belt Conference Tournament)
 12/30/01 Mobile*.....L, 58-61
 01/18/03 Bowling Green*.....W, 85-69
 01/10/04 Mobile*.....L, 66-72
 01/22/05 Bowling Green*.....W, 79-76 (ot)
 01/21/06 Mobile*.....W, 74-73
 03/07/06 Murfreesboro, Tenn.....L, 70-95
 (Sun Belt Conference Tournament)
 12/22/06 Bowling Green*.....W, 73-51
 02/08/07 Mobile*.....L, 71-73 (ot)
 01/05/08 Mobile*.....L, 61-65
 02/21/08 Bowling Green*.....L, 64-69
 12/18/08 Mobile*.....W, 69-66
 02/07/09 Bowling Green*.....W, 67-59
 03/10/09 Hot Springs, Ark.....W, 64-56
 (Sun Belt Conference Tournament)
 01/07/10 Mobile*.....W, 67-64 (ot)
 02/18/10 Bowling Green*.....W, 99-69
 01/20/11 Mobile*.....W, 84-75
 02/03/11 Bowling Green*.....L, 76-80
 02/04/12 Bowling Green*.....W, 75-66
 02/18/12 Mobile*.....L, 61-66

SOUTH CAROLINA — 1-6

Home: 1-1 • Away: 0-3 • Neutral: 0-2
 12/27/63 Nashville, Tenn.....L, 60-75
 (Vanderbilt Invitational)
 12/30/70 New York, N.Y. (#2).....L, 84-86
 (ECAC Holiday Festival)
 02/23/80 Columbia.....L, 65-73 (2ot)
 11/28/80 Bowling Green.....W, 73-69
 (Wendy's Classic)
 03/15/06 Columbia.....L, 55-74
 (National Invitation Tournament)
 12/02/09 Columbia.....L, 56-74
 11/27/10 Bowling Green.....L, 85-87 (2ot)

SOUTH FLORIDA — 12-8

Home: 7-2 • Away: 3-6 • Neutral: 2-0
 01/22/83 Bowling Green*.....W, 78-67
 02/17/83 Tampa*.....L, 74-77 (ot)
 01/17/84 Bowling Green*.....L, 58-60
 01/28/84 Tampa*.....L, 54-56
 03/02/84 Birmingham, Ala.....W, 57-53
 (Sun Belt Conference Tournament)
 01/26/85 Tampa*.....L, 68-73

SERIES RECORDS BY OPPONENT

02/14/85 Bowling Green*W, 67-61
 01/11/86 Tampa*W, 57-45
 02/13/86 Bowling Green*W, 77-57
 02/27/86 Birmingham, Ala.W, 57-46
 (Sun Belt Conference Tournament)
 01/19/87 Tampa*W, 61-46
 01/29/87 Bowling Green*W, 76-59
 02/06/88 Bowling Green*W, 82-61
 02/15/88 Tampa*L, 63-71
 01/26/89 Bowling Green*W, 82-61
 02/02/89 Tampa*W, 63-61
 02/03/90 Bowling Green*L, 58-59
 02/19/90 Tampa*L, 70-80
 01/12/91 Tampa*L, 86-87
 02/18/91 Bowling Green*W, 72-71

SOUTH GEORGIA TEACHERS — 1-0

Home: 0-0 • Away: 0-0 • Neutral: 0-0
 01/08/36 site unknownW, 44-26

SOUTHEAST MISSOURI — 6-0

Home: 3-0 • Away: 3-0 • Neutral: 0-0
 01/03/38 Cape GirardeauW, 27-25
 12/19/39 Cape GirardeauW, 39-33
 12/13/40 Bowling GreenW, 42-23
 12/18/41 Cape GirardeauW, 47-36
 12/11/42 Bowling GreenW, 50-33
 12/01/04 Bowling GreenW, 74-53

SOUTHEASTERN LOUISIANA — 6-0

Home: 6-0 • Away: 0-0 • Neutral: 0-0
 11/30/50 Bowling GreenW, 73-59
 11/30/51 Bowling GreenW, 77-57
 12/05/53 Bowling GreenW, 84-60
 12/19/61 Bowling GreenW, 86-62
 12/02/68 Bowling GreenW, 101-62
 11/26/11 Bowling GreenW, 72-67

SOUTHERN BAPTIST SEMINARY — 2-0

Home: 2-0 • Away: 0-0 • Neutral: 0-0
 12/13/44 Bowling GreenW, 52-37
 11/17/45 Bowling GreenW, 53-35

SOUTHERN CALIFORNIA — 1-1

Home: 1-0 • Away: 0-1 • Neutral: 0-0
 12/06/86 Bowling GreenW, 82-52
 (Wendy's Classic)
 12/28/87 Los AngelesL, 47-53

SOUTHERN ILLINOIS — 12-11

Home: 5-4 • Away: 5-6 • Neutral: 2-1
 12/18/39 CarbondaleL, 32-38
 12/07/40 Madisonville, Ky.W, 44-33
 12/19/41 CarbondaleW, 48-37
 12/18/42 CarbondaleW, 57-30
 12/10/45 Paducah, Ky.L, 48-53
 12/09/46 New York, N.Y.W, 62-48
 01/14/63 Bowling GreenL, 79-88
 02/19/63 CarbondaleL, 73-95
 12/02/85 Bowling GreenW, 77-67
 02/18/87 CarbondaleW, 78-58
 12/21/87 Bowling GreenW, 84-73
 12/05/88 CarbondaleW, 88-73
 01/08/90 Bowling GreenL, 62-72
 11/24/90 CarbondaleL, 80-98
 11/27/91 Bowling GreenL, 64-73
 12/23/98 Bowling GreenW, 78-69
 11/20/99 CarbondaleL, 67-82
 12/09/06 Bowling GreenL, 70-75
 12/22/07 CarbondaleL, 78-88
 11/26/08 Bowling GreenW, 79-70
 01/25/10 CarbondaleL, 63-68
 12/11/10 Bowling GreenW, 53-46
 12/07/11 CarbondaleW, 62-55

SOUTHERN METHODIST — 2-0

Home: 1-0 • Away: 0-0 • Neutral: 1-0
 12/17/65 Nashville, Tenn.W, 82-68
 (Vanderbilt Invitational)
 12/07/68 Bowling GreenW, 92-79

SOUTHERN MISSISSIPPI — 3-0

Home: 2-0 • Away: 1-0 • Neutral: 0-0
 12/08/58 Bowling GreenW, 80-56
 12/22/01 HattiesburgW, 74-50
 12/18/02 Bowling GreenW, 64-54

SOUTHERN PRESBYTERIAN — 2-0

Home: 1-0 • Away: 1-0 • Neutral: 0-0
 01/13/22 Bowling GreenW, 28-25
 01/27/23 site unknownW, 33-31

SOUTHERN UTAH — 1-0

Home: 0-0 • Away: 1-0 • Neutral: 0-0
 02/08/93 Cedar CityW, 96-73

SOUTHWESTERN — 0-1

Home: 0-0 • Away: 0-1 • Neutral: 0-0
 02/09/28 MemphisL, 29-40

STANFORD — 1-1

Home: 0-0 • Away: 0-0 • Neutral: 1-1
 12/29/56 Miami, Fla.W, 76-66
 (Orange Bowl Tournament)
 03/14/02 St. Louis, Mo. (#24)L, 68-84
 (NCAA Tournament)

STETSON — 6-2

Home: 2-0 • Away: 2-1 • Neutral: 2-1
 01/10/36 DeLandW, 24-20
 01/11/36 DeLandW, 25-24
 03/07/36 Jackson, Miss.W, 50-36
 (SIAA Tournament)
 02/04/54 Bowling GreenW, 81-63
 12/02/72 Bowling GreenW, 91-83
 12/12/74 DeLandL, 66-68
 12/30/76 Winter Park, Fla.L, 70-71
 (Tangerine Bowl Tournament)
 12/15/84 Bloomington, Ind.W, 70-47
 (Indiana Classic)

SYRACUSE — 1-1

Home: 0-0 • Away: 0-1 • Neutral: 1-0
 03/11/78 Knoxville, Tenn. (#18)W, 87-86 (ot)
 (NCAA Tournament)
 03/15/87 Syracuse (#10)L, 86-104
 (NCAA Tournament)

TAMPA — 12-0

Home: 7-0 • Away: 5-0 • Neutral: 0-0
 01/09/36 TampaW, 40-19
 01/30/50 TampaW, 79-59
 12/14/50 Bowling GreenW, 103-70
 01/27/51 TampaW, 67-64
 01/28/52 TampaW, 82-77
 02/07/52 Bowling GreenW, 79-70
 01/26/53 Bowling GreenW, 117-58
 01/31/53 Bowling GreenW, 104-56
 01/30/59 TampaW, 83-64
 02/12/59 Bowling GreenW, 89-57
 02/08/64 Bowling GreenW, 126-79
 12/10/66 Bowling GreenW, 123-57

TEMPLE — 0-1

Home: 0-0 • Away: 0-1 • Neutral: 0-0
 12/28/43 PhiladelphiaL, 48-67

TENNESSEE — 0-2

Home: 0-0 • Away: 0-1 • Neutral: 0-1
 12/16/06 KnoxvilleL, 79-93
 12/15/07 Nashville, Tenn. (#11)L, 82-88
 (Sun Belt Classic)

TENNESSEE-MARTIN — 2-1

Home: 2-0 • Away: 0-1 • Neutral: 0-0
 11/30/91 Bowling GreenW, 75-61
 11/29/96 Bowling GreenW, 73-56
 01/26/98 MartinL, 67-70

TENNESSEE STATE — 8-0

Home: 7-0 • Away: 1-0 • Neutral: 0-0
 01/21/85 Bowling GreenW, 86-56
 01/13/86 NashvilleW, 69-58
 02/11/91 Bowling GreenW, 74-56
 02/25/95 Bowling GreenW, 86-80
 11/25/00 Bowling GreenW, 90-66
 11/19/04 Bowling GreenW, 76-73 (ot)
 (BB&T Classic)
 11/19/06 Bowling GreenW, 87-69
 (Findlay Toyota Las Vegas Invitational)
 11/14/11 Bowling GreenW, 52-49

TENNESSEE TECH — 81-20

Home: 42-6 • Away: 33-14 • Neutral: 6-0
 3/10/22 CookevilleW, —
 2/18/23 Bowling GreenW, 33-8
 1/12/33 CookevilleL, 32-35
 1/18/33 Bowling GreenW, 34-31
 1/27/34 Bowling GreenW, 36-21
 2/17/34 CookevilleW, 30-22
 02/05/35 Bowling GreenW, 38-28
 02/14/25 CookevilleW, 33-24
 02/08/36 CookevilleW, 42-25
 02/24/36 Bowling GreenW, 48-21
 02/04/37 CookevilleW, 32-24
 02/16/37 Bowling GreenW, 30-20
 01/13/38 CookevilleW, 40-33
 02/08/38 Bowling GreenW, 31-19
 01/12/39 Bowling GreenW, 40-24
 02/18/39 CookevilleW, 42-35
 01/12/40 CookevilleW, 41-29
 02/06/40 Bowling GreenW, 38-28
 01/08/41 CookevilleW, 42-16
 02/04/41 Bowling GreenW, 51-31
 01/21/42 Bowling GreenW, 32-31
 02/05/42 CookevilleL, 34-45
 03/06/42 Bowling GreenW, 61-35
 (SIAA Tournament)
 01/15/43 CookevilleW, 60-24
 02/26/44 Bowling GreenW, 61-24
 01/06/45 Bowling GreenW, 41-31
 01/23/45 CookevilleW, 41-31
 01/09/46 CookevilleW, 60-31
 01/30/46 Bowling GreenW, 60-27
 02/24/49 Louisville, Ky.W, 73-42
 (Ohio Valley Conference Tournament)
 02/24/50 Louisville, Ky.W, 79-60
 (Ohio Valley Conference Tournament)
 12/01/51 Bowling Green*W, 89-62
 01/16/52 Cookeville*W, 64-55
 01/13/53 Bowling Green*W, 99-61
 02/19/53 Cookeville*W, 74-61
 01/20/54 Cookeville*W, 62-51
 02/20/54 Bowling Green*W, 108-63
 01/24/55 Bowling Green*W, 81-73
 02/09/55 Cookeville*W, 80-68
 02/24/55 Louisville, Ky.W, 80-65
 (Ohio Valley Conference Tournament)
 01/28/56 Cookeville*L, 79-101
 02/28/56 Bowling Green*W, 86-75
 03/07/56 Louisville, Ky.W, 84-80

(Ohio Valley Conference Playoff)

01/15/57 Bowling Green*W, 88-74
 02/25/57 Cookeville*W, 96-85
 01/18/58 Cookeville* L, 75-84 (ot)
 02/11/58 Bowling Green*L, 73-85
 01/05/59 Bowling Green*L, 73-81
 02/10/59 Cookeville*L, 74-83
 01/12/60 Bowling Green*W, 71-67
 02/23/60 Cookeville*W, 109-80
 01/10/61 Cookeville*W, 82-78
 01/17/61 Bowling Green*W, 88-75
 01/09/62 Bowling Green*W, 93-61
 01/30/62 Cookeville*L, 72-79
 01/08/63 Cookeville*L, 60-76
 02/02/63 Bowling Green*W, 107-83
 01/14/64 Bowling Green*L, 83-89
 02/07/64 Cookeville* L, 83-92 (ot)
 01/09/65 Cookeville*W, 87-78
 02/08/65 Bowling Green*W, 92-83
 12/21/65 Louisville, Ky.....W, 78-63

(Ohio Valley Conference Tournament)

01/08/66 Cookeville*W, 120-92
 02/14/66 Bowling Green*W, 85-72
 01/07/67 Cookeville*W, 91-80
 02/13/67 Bowling Green*W, 80-71
 01/06/68 Bowling Green*W, 78-72
 02/12/68 Cookeville*W, 75-74
 01/06/69 Cookeville*L, 80-86
 02/17/69 Bowling Green*W, 90-54
 01/03/70 Bowling Green*W, 99-70
 02/16/70 Cookeville*W, 100-64
 01/04/71 Cookeville*W, 95-82
 02/13/71 Bowling Green*W, 67-57
 01/15/72 Bowling Green*L, 72-75
 02/14/72 Cookeville*L, 71-81
 01/15/73 Cookeville*L, 90-96
 02/10/73 Bowling Green*W, 75-67
 01/14/74 Bowling Green*L, 59-60
 02/09/74 Cookeville*W, 78-77
 01/11/75 Cookeville*W, 84-80
 02/10/75 Bowling Green*W, 75-69
 01/19/76 Bowling Green*W, 88-69
 02/14/76 Cookeville*W, 105-97
 01/08/77 Bowling Green*L, 81-88
 02/07/77 Cookeville*W, 101-86
 01/16/78 Bowling Green*W, 86-75
 02/13/78 Cookeville*W, 81-69
 01/15/79 Cookeville*L, 68-75
 02/12/79 Bowling Green*W, 80-66
 01/12/80 Bowling Green*W, 97-72
 02/09/80 Cookeville*W, 75-56
 01/10/81 Cookeville*W, 65-51
 02/07/81 Bowling Green*W, 72-59
 01/16/82 Bowling Green*W, 51-50
 02/11/82 Cookeville* L, 64-70 (ot)
 12/30/86 Bowling Green*W, 102-46
 12/12/87 Cookeville..... W, 57-52 (ot)
 12/28/90 Bowling Green.....W, 103-97
 12/05/92 Cookeville.....L, 92-99
 12/30/02 Honolulu, HawaiiW, 74-51
 (Outrigger Hotels Rainbow Classic)

TEXAS — 0-2

Home: 0-0 • Away: 0-0 • Neutral: 0-2
 12/16/61 Louisville, Ky.....L, 68-78
 (Bluegrass Tournament)
 03/17/94 Wichita, Kan. (#20).....L, 77-91
 (NCAA Tournament)

TEXAS-EL PASO — 1-0

Home: 0-0 • Away: 0-0 • Neutral: 1-0
 12/19/69 Lawrence, Kan.W, 78-59
 (Jayhawk Classic)

TEXAS-PAN AMERICAN — 14-2

Home: 9-0 • Away: 4-2 • Neutral: 1-0
 01/05/29 Bowling Green.....W, 24-22
 12/15/66 Bowling Green.....W, 78-64
 02/08/92 Bowling Green*W, 83-81
 01/27/93 Bowling Green*W, 105-49
 02/13/93 Edinburg*.....W, 98-68
 01/22/94 Edinburg*.....L, 77-83
 03/02/94 Bowling Green*W, 71-60
 02/02/95 Edinburg*.....W, 83-67
 02/09/95 Bowling Green*W, 65-48
 03/05/95 Little Rock, Ark.W, 64-61
 (Sun Belt Conference Tournament)
 01/18/96 Edinburg*.....W, 68-50
 02/15/96 Bowling Green*W, 63-51
 12/23/96 Bowling Green*W, 82-58
 01/20/97 Edinburg*.....W, 66-56
 02/05/98 Edinburg*.....L, 87-88
 02/15/98 Bowling Green*W, 88-85

TEXAS CHRISTIAN — 1-1

Home: 1-0 • Away: 0-1 • Neutral: 0-0
 11/24/86 Bowling Green.....W, 96-90
 (Coca-Cola NIT)
 01/02/91 Fort WorthL, 80-86

TEXAS TECH — 0-3

Home: 0-1 • Away: 0-2 • Neutral: 0-0
 12/01/71 Lubbock.....L, 87-95
 12/01/72 Bowling Green..... L, 66-72 (ot)
 12/04/80 Lubbock.....L, 58-68

TEXAS WESLEYAN — 2-0

Home: 2-0 • Away: 0-0 • Neutral: 0-0
 12/04/62 Bowling Green.....W, 101-66
 12/17/64 Bowling Green.....W, 118-87

TOLEDO — 0-1

Home: 0-0 • Away: 0-0 • Neutral: 0-1
 12/12/68 New York, N.Y.....L, 65-88
 (Madison Square Garden)

TOWSON — 1-0

Home: 0-0 • Away: 0-0 • Neutral: 1-0
 11/21/06 Las Vegas.....W, 95-72
 (Findlay Toyota Las Vegas Invitational)

TRANSYLVANIA — 9-0

Home: 2-0 • Away: 3-0 • Neutral: 4-0
 02/03/26 Lexington.....W, 31-24
 02/07/30 Lexington.....W, 38-31
 02/04/32 Lexington.....W, 26-20
 02/11/32 Bowling Green.....W, 24-21
 02/25/32 Winchester, Ky.....W, 37-25
 (KIAC Tournament)
 02/23/33 Winchester, Ky.....W, 43-23
 (KIAC Tournament)
 02/27/37 Richmond, Ky.W, 53-26
 (KIAC Tournament)
 01/07/39 Bowling Green.....W, 48-30
 02/25/39 Richmond, Ky.W, 53-40
 (KIAC Tournament)

TROY — 8-7

Home: 6-1 • Away: 2-5 • Neutral: 0-1
 12/20/75 Bowling Green.....W, 88-72
 01/19/06 Troy*L, 49-76
 01/03/07 Bowling Green* W, 82-78 (ot)
 02/17/07 Troy*W, 75-74
 12/29/07 Troy*W, 94-90
 02/13/08 Bowling Green*W, 92-57
 01/01/09 Bowling Green*W, 99-76
 02/14/09 Troy*L, 82-87
 01/21/10 Troy*L, 69-77

02/06/10 Bowling Green*W, 87-69
 03/08/10 Hot Springs, Ark.L, 48-54
 (Sun Belt Conference Tournament)
 01/13/11 Troy*L, 68-82
 01/22/11 Bowling Green*W, 77-58
 01/07/12 Bowling Green*L, 65-67
 02/11/12 Troy*L, 77-83

TULANE — 5-0

Home: 1-0 • Away: 3-0 • Neutral: 1-0
 12/28/57 Oklahoma City, Okla.....W, 78-72
 (All-College Tournament)
 12/30/59 New Orleans.....W, 71-67
 (Sugar Bowl Tournament)
 12/30/60 New Orleans.....W, 81-60
 (Sugar Bowl Tournament)
 12/06/08 New Orleans.....W, 82-67
 12/06/09 Bowling Green.....W, 62-48

TULSA — 1-5

Home: 0-1 • Away: 0-3 • Neutral: 1-1
 12/30/52 Louisville, Ky. (#8)W, 79-70
 12/15/55 TulsaL, 56-67
 01/19/89 Tulsa.....L, 56-64
 02/04/95 Tulsa.....L, 68-70
 12/04/95 Bowling Green.....L, 65-73
 11/17/11 Charleston, S.C.....L, 49-65
 (Charleston Classic)

UNION (KY.) — 12-1

Home: 7-0 • Away: 2-1 • Neutral: 3-0
 01/22/23 Bowling GreenW, 25-22
 01/30/24 Bowling GreenW, 32-21
 01/08/26 Bowling GreenW, 26-21
 01/16/34 BarbourvilleL, 27-29
 01/17/36 Bowling GreenW, 44-32
 02/01/36 BarbourvilleW, 52-35
 02/18/37 BarbourvilleW, 43-31
 02/25/38 Richmond, Ky.W, 28-22
 (KIAC Tournament)
 03/04/38 Bowling Green.....W, 49-28
 (SIAA Tournament)
 02/23/40 Richmond, Ky.W, 44-39
 (KIAC Tournament)
 02/21/42 Bowling Green.....W, 59-50
 03/01/42 Richmond, Ky.W, 43-41
 (KIAC Tournament)
 11/21/00 Bowling Green.....W, 75-45

UNION (TENN.) — 12-0

Home: 9-0 • Away: 3-0 • Neutral: 0-0
 02/22/23 JacksonW, 23-18
 02/07/28 JacksonW, 35-31
 02/08/28 JacksonW, 35-32
 02/18/29 Bowling GreenW, 39-31
 02/18/29 Bowling GreenW, 34-30
 01/08/32 Bowling GreenW, 39-16
 01/07/33 Bowling GreenW, 31-25
 01/15/35 Bowling GreenW, 33-25
 03/10/37 Bowling Green.....W, 40-33
 (SIAA Tournament)
 12/03/59 Bowling GreenW, 123-71
 01/23/65 Bowling GreenW, 94-69
 12/05/68 Bowling GreenW, 89-54

UTAH STATE — 2-0

Home: 0-0 • Away: 0-0 • Neutral: 2-0
 12/27/47 Louisville, Ky.....W, 80-49
 12/12/60 Louisville, Ky.....W, 86-72
 (Bluegrass Tournament)

SERIES RECORDS BY OPPONENT

VANDERBILT — 11-14

Home: 5-6 • Away: 5-8 • Neutral: 1-0
 02/19/26 Bowling Green.....W, 34-29
 01/08/27 Bowling Green.....L, 20-40
 01/18/27 Nashville.....W, 26-25
 01/11/30 Nashville.....L, 17-37
 01/25/37 Bowling Green.....W, 40-27
 02/02/37 Nashville.....W, 35-15
 01/08/38 Nashville.....W, 39-25
 01/24/38 Bowling Green.....W, 38-18
 02/06/39 Nashville.....W, 51-31
 02/17/39 Bowling Green.....L, 49-53
 02/16/40 Bowling Green.....W, 36-25
 01/21/46 Nashville.....W, 42-29
 01/23/46 Bowling Green.....W, 45-32
 01/02/63 Nashville.....L, 69-71
 12/07/63 Bowling Green.....L, 60-82
 12/08/64 Nashville.....L, 79-94
 12/18/65 Nashville.....L, 69-72
 (Vanderbilt Invitational)
 12/01/66 Bowling Green.....L, 70-76
 12/09/72 Nashville.....L, 88-103
 (Vanderbilt Invitational)
 11/29/80 Bowling Green.....L, 76-78
 (Wendy's Classic)
 12/18/99 Nashville.....L, 77-101
 11/28/00 Bowling Green.....L, 66-70
 (Area Bank Classic)
 12/02/01 Nashville.....L, 75-80
 12/11/09 Nashville (#24).....W, 76-69
 (Sommet Center)
 12/01/10 Nashville.....L, 62-82

VILLANOVA — 0-1

Home: 0-0 • Away: 0-0 • Neutral: 0-1
 03/25/71 Houston, Texas (#19).....L, 89-92 (2ot)
 (NCAA Final Four)

VIRGINIA — 1-1

Home: 1-0 • Away: 0-1 • Neutral: 0-0
 01/05/05 Charlottesville.....L, 79-80 (2ot)
 01/02/06 Bowling Green.....W, 78-68

VCU — 15-17

Home: 11-5 • Away: 4-8 • Neutral: 0-4
 12/04/69 Bowling Green.....W, 115-73
 12/10/70 Bowling Green.....W, 96-71
 12/11/71 Bowling Green.....W, 85-76
 02/03/83 Bowling Green*.....L, 57-70
 02/19/83 Richmond*.....L, 47-60
 03/04/83 Birmingham, Ala.....L, 55-57
 (Sun Belt Conference Tournament)
 01/21/84 Bowling Green*.....L, 49-52
 02/11/84 Richmond*.....L, 67-69
 01/10/85 Bowling Green* (#18).....L, 58-72
 02/21/85 Richmond* (#17).....L, 62-85
 01/20/86 Bowling Green*.....W, 62-60
 02/22/86 Richmond*.....L, 56-60
 01/12/87 Richmond*.....W, 79-70
 01/17/87 Bowling Green*.....W, 90-71
 01/23/88 Richmond*.....L, 74-79
 02/18/88 Bowling Green*.....L, 69-70
 01/21/89 Bowling Green*.....W, 91-87
 02/18/89 Richmond*.....L, 63-85
 01/11/90 Richmond*.....W, 57-44
 02/15/90 Bowling Green*.....W, 68-65
 01/26/91 Richmond*.....W, 83-75
 02/23/91 Bowling Green*.....W, 97-80
 03/02/91 Mobile, Ala.....L, 89-100
 (Sun Belt Conference Tournament)
 03/02/92 Richmond.....W, 77-75
 12/19/92 Bowling Green.....W, 84-78
 11/24/95 San Juan, P.R.....L, 65-83
 (San Juan Shootout)

11/18/98 Richmond.....L, 61-63
 12/11/99 Bowling Green.....W, 75-58
 11/26/02 Bowling Green.....W, 80-73 (ot)
 (BB&T Classic)
 11/25/03 Richmond.....L, 67-72
 11/20/11 Charleston, S.C.....L, 64-69
 (Charleston Classic)
 11/23/11 Bowling Green.....L, 45-68

VIRGINIA TECH — 1-2

Home: 1-1 • Away: 0-1 • Neutral: 0-0
 03/07/80 Bowling Green.....L, 85-89 (ot)
 (NCAA Tournament)
 02/06/83 Bowling Green.....W, 65-62
 01/04/86 Blacksburg (#20).....L, 71-85

WASHINGTON & LEE — 3-1

Home: 1-0 • Away: 0-1 • Neutral: 2-0
 12/22/39 Lexington.....L, 34-44
 12/20/40 Louisville, Ky.....W, 26-22
 12/29/41 Bowling Green.....W, 52-24
 12/18/48 Louisville, Ky.....W, 89-43

WEST ALABAMA — 2-0

Home: 2-0 • Away: 0-0 • Neutral: 0-0
 12/01/84 Bowling Green.....W, 78-38
 12/15/01 Bowling Green.....W, 103-40

WEST GEORGIA — 0-1

Home: 0-1 • Away: 0-0 • Neutral: 0-0
 12/04/72 Bowling Green.....L, 88-89

WEST TEXAS STATE — 1-1

Home: 1-1 • Away: 0-0 • Neutral: 0-0
 12/12/50 Bowling Green.....W, 74-46
 12/17/63 Bowling Green.....L, 83-84

WEST VIRGINIA — 1-2

Home: 0-0 • Away: 0-0 • Neutral: 1-2
 03/25/42 New York, N.Y.....L, 45-47
 (National Invitation Tournament)
 01/24/59 Louisville, Ky. (#10).....L, 72-74
 03/13/87 Syracuse, N.Y.....W, 64-62
 (NCAA Tournament)

WEST VIRGINIA TECH — 1-0

Home: 1-0 • Away: 0-0 • Neutral: 0-0
 02/08/04 Bowling Green.....W, 96-48

WESTERN CAROLINA — 2-0

Home: 2-0 • Away: 0-0 • Neutral: 0-0
 12/04/42 Bowling Green.....W, 64-35
 11/25/88 Bowling Green.....W, 84-64

WICHITA STATE — 3-1

Home: 0-0 • Away: 3-1 • Neutral: 0-0
 12/13/41 Wichita.....W, 36-9
 02/13/57 Wichita.....W, 82-76
 02/01/58 Wichita.....W, 96-85
 03/19/05 Wichita.....L, 81-84
 (National Invitation Tournament)

WISCONSIN — 0-1

Home: 0-0 • Away: 0-0 • Neutral: 0-1
 11/25/89 San Juan, P.R.....L, 62-73
 (San Juan Sunshine Shootout)

WISCONSIN-GREEN BAY — 0-2

Home: 0-1 • Away: 0-1 • Neutral: 0-0
 12/23/95 Bowling Green.....L, 56-59 (ot)
 12/07/96 Green Bay.....L, 53-56

WISCONSIN-MILWAUKEE — 2-1

Home: 1-1 • Away: 0-0 • Neutral: 1-0
 12/10/77 Bowling Green.....L, 70-73
 01/06/79 Bowling Green.....W, 89-66
 11/16/09 Baton Rouge, La.....W, 69-65
 (Preseason NIT)

WOFFORD — 1-0

Home: 1-0 • Away: 0-0 • Neutral: 0-0
 03/01/40 Bowling Green.....W, 55-21
 (SIAA Tournament)

XAVIER (OHIO) — 13-12

Home: 7-5 • Away: 5-7 • Neutral: 1-0
 01/02/40 Bowling Green.....W, 40-39
 02/22/41 Cincinnati.....W, 41-36
 12/10/49 Cincinnati.....W, 59-57
 01/09/50 Bowling Green.....W, 63-51
 01/08/51 Bowling Green.....W, 79-62
 02/28/51 Cincinnati.....L, 64-67
 12/19/51 Louisville, Ky.....W, 92-82
 01/10/55 Bowling Green.....L, 80-82 (2ot)
 02/18/55 Cincinnati.....W, 75-72
 01/05/56 Cincinnati.....W, 73-72
 02/16/56 Bowling Green.....W, 74-65
 01/03/57 Cincinnati.....L, 79-87
 02/27/57 Bowling Green.....L, 71-77
 01/20/58 Cincinnati.....L, 76-102
 02/26/58 Bowling Green.....L, 91-100
 02/16/59 Cincinnati.....W, 68-67
 02/23/59 Bowling Green.....W, 82-73
 01/20/60 Cincinnati.....L, 66-76
 02/10/60 Bowling Green.....L, 73-82
 01/20/61 Cincinnati.....L, 77-80
 02/08/61 Bowling Green.....W, 68-61
 12/30/61 Cincinnati.....L, 83-95
 02/21/62 Bowling Green.....W, 88-83
 11/23/96 Cincinnati.....L, 73-98
 12/06/97 Bowling Green (#19).....L, 60-93

YOUNGSTOWN STATE — 2-0

Home: 1-0 • Away: 1-0 • Neutral: 0-0
 01/23/82 Youngstown*.....W, 68-59
 02/18/82 Bowling Green*.....W, 63-51

(* denotes conference game
NOTE: Opponent ranking at time of game in parentheses after location of game (where applicable)

WKU IN THE NCAA TOURNAMENT (22 APPEARANCES • 19-23 RECORD)

| YEAR | REGION | LOCATION | DATE | WKU SEED | OPPONENT | OPP. SEED | RESULT | WKU RECORD |
|------|--------------------------------|--------------------|-------|----------|--------------------------|-----------|----------------|------------|
| 1940 | Eastern Playoff* | Indianapolis, Ind. | 03/23 | N/A | Duquesne | N/A | L, 29-30 | 0-1 |
| 1960 | Midwest (third) | Lexington, Ky. | 03/08 | N/A | Miami (Fla.) | N/A | W, 107-84 | |
| | | Louisville, Ky. | 03/11 | N/A | Ohio State | N/A | L, 79-98 | |
| | | | 03/12 | N/A | Ohio University | N/A | W, 97-87 | 2-1 |
| 1962 | Midwest (fourth) | Lexington, Ky. | 03/12 | N/A | Detroit | N/A | W, 90-81 | |
| | | Iowa City, Iowa | 03/16 | N/A | Ohio State | N/A | L, 73-93 | |
| | | | 03/17 | N/A | Butler | N/A | L, 86-87 (ot) | 1-2 |
| 1966 | Midwest (third) | Kent, Ohio | 03/07 | N/A | Loyola (Ill.) | N/A | W, 105-86 | |
| | | Iowa City, Iowa | 03/11 | N/A | Michigan | N/A | L, 79-80 | |
| | | | 03/12 | N/A | Dayton | N/A | W, 82-68 | 2-1 |
| 1967 | Midwest | Lexington, Ky. | 03/11 | N/A | Dayton | N/A | L, 67-69 (ot) | 0-1 |
| 1970 | Midwest | Dayton, Ohio | 03/07 | N/A | Jacksonville | N/A | L, 96-109 | 0-1 |
| 1971 | Midwest (Third, Final Four) | South Bend, Ind. | 03/13 | N/A | Jacksonville | N/A | W, 74-72 | |
| | | Athens, Ga. | 03/18 | N/A | Kentucky | N/A | W, 107-83 | |
| | | | 03/20 | N/A | Ohio State | N/A | W, 81-78 (ot) | |
| | | Houston, Texas | 03/25 | N/A | Villanova | N/A | L, 89-92 (2ot) | |
| | | | 03/27 | N/A | Kansas | N/A | W, 77-75 | 4-1 |
| 1976 | Midwest | Dayton, Ohio | 03/13 | N/A | Marquette (N/A) | N/A | L, 60-79 | 0-1 |
| 1978 | Midwest | Knoxville, Tenn. | 03/11 | N/A | Syracuse (N/A) | N/A | W, 87-86 (ot) | |
| | | Dayton, Ohio | 03/16 | N/A | Michigan State (N/A) | N/A | L, 69-90 | 1-1 |
| 1980 | Midwest | Bowling Green, Ky. | 03/07 | 10 | Virginia Tech | 7 | L, 85-89 (ot) | 0-1 |
| 1981 | Midwest | Tuscaloosa, Ala. | 03/13 | 10 | UAB | 7 | L, 68-93 | 0-1 |
| 1986 | Southeast | Charlotte, N.C. | 03/14 | 8 | Nebraska | 9 | W, 67-59 | |
| | | | 03/16 | 8 | Kentucky | 1 | L, 64-71 | 1-1 |
| 1987 | East | Syracuse, N.Y. | 03/13 | 10 | West Virginia | 7 | W, 64-62 | |
| | | | 03/15 | 10 | Syracuse | 2 | L, 86-104 | 1-1 |
| 1993 | Southeast (Sweet 16) | Orlando, Fla. | 03/18 | 7 | Memphis State | 10 | W, 55-52 | |
| | | | 03/20 | 7 | Seton Hall | 2 | W, 72-68 | |
| | | Charlotte, N.C. | 03/25 | 7 | Florida State | 3 | L, 78-81 (ot) | 2-1 |
| 1994 | Midwest | Wichita, Kan. | 03/17 | 11 | Texas | 6 | L, 77-91 | 0-1 |
| 1995 | Midwest | Dayton, Ohio | 03/16 | 8 | Michigan | 9 | W, 82-76 (ot) | |
| | | | 03/18 | 8 | Kansas | 1 | L, 70-75 | 1-1 |
| 2001 | South | New Orleans, La. | 03/15 | 14 | Florida | 3 | L, 56-69 | 0-1 |
| 2002 | Midwest | St. Louis, Mo. | 03/14 | 9 | Stanford | 8 | L, 68-84 | 0-1 |
| 2003 | West | Indianapolis, Ind. | 03/20 | 13 | Illinois | 4 | L, 60-65 | 0-1 |
| 2008 | West (Sweet 16) | Tampa, Fla. | 03/21 | 12 | Drake | 5 | W, 101-99 (ot) | |
| | | | 03/23 | 12 | San Diego | 13 | W, 72-63 | |
| | | Phoenix, Ariz. | 03/27 | 12 | UCLA | 1 | L, 78-88 | 2-1 |
| 2009 | South | Portland, Ore. | 03/19 | 12 | Illinois | 5 | W, 76-72 | |
| | | | 03/21 | 12 | Gonzaga | 4 | L, 81-83 | 1-1 |
| 2012 | South | Dayton, Ohio | 03/13 | 16 | Mississippi Valley State | 16 | W, 59-58^ | |
| | | Louisville, Ky. | 03/15 | 16 | Kentucky | 1 | L, 66-81 | 1-1 |

(*) South Representative

(^) trailed by 16 points with 4:51 to play; largest comeback in NCAA Tournament history with under 5:00 remaining in a game

WKU IN THE NIT (13 APPEARANCES • 9-14 RECORD)

| YEAR | LOCATION | DATE | OPPONENT | RESULT | WKU RECORD |
|------|---------------------------------|-------|---------------------|---------------|------------|
| 1942 | New York City (Runner-Up) | 03/19 | CCNY | W, 49-46 | |
| | | 03/23 | Creighton | W, 49-36 | |
| | | 03/25 | West Virginia | L, 45-47 | 2-1 |
| 1943 | New York City | 03/22 | Fordham | L, 58-60 | 0-1 |
| 1948 | New York City (Third Place) | 03/12 | La Salle | W, 68-61 | |
| | | 03/15 | St. Louis | L, 53-60 | |
| | | 03/17 | DePaul | W, 61-59 | 2-1 |
| 1949 | New York City | 03/14 | Bradley | L, 86-95 | 0-1 |
| 1950 | New York City | 03/11 | Niagara | W, 70-72 | |
| | | 03/13 | St. John's | L, 60-69 | 1-1 |
| 1952 | New York City | 03/08 | Louisville | W, 62-59 | |
| | | 03/10 | St. Bonaventure | L, 69-70 | 1-1 |
| 1953 | New York City | 03/10 | Duquesne | L, 61-69 | 0-1 |
| 1954 | New York City (Fourth Place) | 03/08 | Bowling Green State | W, 95-81 | |
| | | 03/11 | Holy Cross | L, 69-75 | |
| | | 03/13 | Niagara | L, 65-71 | 1-2 |
| 1965 | New York City | 03/13 | Fordham | W, 57-53 | |
| | | 03/16 | Army | L, 54-58 | 1-1 |
| 1982 | West Lafayette, Ind. | 03/10 | Purdue | L, 65-72 | 0-1 |
| 1992 | Manhattan, Kan. | 03/18 | Kansas State | L, 74-85 | 0-1 |
| 2005 | Bowling Green, Ky. | 03/16 | Kent State | W, 88-80 (ot) | |
| | | 03/19 | Wichita State | L, 81-84 | 1-1 |
| 2006 | Columbia, S.C. | 03/15 | South Carolina | L, 55-74 | 0-1 |

NCAA TOURNAMENT SUPERLATIVES

TOP INDIVIDUAL PERFORMANCES

POINTS

1. Jim McDaniels vs. Kansas (03/27/71).....36
2. Jim McDaniels vs. Kentucky (03/18/71).....35
3. Tyrone Brazelton vs. Drake (03/21/08).....33
4. Jim McDaniels vs. Ohio State (03/20/71)....31
Tyrone Brazelton vs. UCLA (03/27/08).....31
6. Bobby Rascoe vs. Butler (03/17/62).....29
Dwight Smith vs. Loyola-Chi. (03/07/66).....29
Jim McDaniels vs. Jacksonville (03/07/70) .29
Courtney Lee vs. San Diego (03/23/08).....29

OPPONENTS

- Dave DeBusschere, Detroit (03/12/62).....38

FIELD GOALS

1. Bobby Rascoe vs. Butler (03/17/62).....14
Jim McDaniels vs. Ohio State (03/20/71)....14
Jim McDaniels vs. Kansas (03/27/71).....14
4. Jim McDaniels vs. Jacksonville (03/07/70) .13
5. Dwight Smith vs. Loyola-Chi. (03/07/66).....12
Jim McDaniels vs. Kentucky (03/18/71).....12
Jim Rose vs. Kentucky (03/18/71).....12

OPPONENTS

- Dave DeBusschere, Detroit (03/12/62).....14

FIELD GOAL ATTEMPTS

1. Jim McDaniels vs. Ohio State (03/20/71)....35
2. Jim McDaniels vs. Villanova (03/25/71).....33
3. Jim McDaniels vs. Kansas (03/27/71).....30
4. Courtney Lee vs. UCLA (03/27/08).....29
5. Jim McDaniels vs. Jacksonville (03/13/71) .28

OPPONENTS

- Dave DeBusschere, Detroit (03/12/62).....33

FIELD GOAL PERCENTAGE (MIN. 8)

1. Brett McNeal833 (10-12)
vs. Syracuse (03/15/87)
2. Jack Washington..... .750 (9-12)
vs. Virginia Tech (03/07/80)
Chris Robinson750 (9-12)
vs. Texas (03/17/94)
Orlando Mendez-Valdez750 (9-12)
vs. Gonzaga (03/21/09)
4. Greg Jackson..... .667 (8-12)
vs. Michigan State (03/16/78)

OPPONENTS

- Kenny Walker, Kentucky (03/16/86)1.000 (11-11)

THREE-POINT FIELD GOALS

1. O. Mendez-Valdez vs. Gonzaga (03/21/09) .7
2. Tyrone Brazelton vs. Drake (03/21/08)6
Tyrone Brazelton vs. UCLA (03/27/08)6
4. Mark Bell vs. Seton Hall (03/20/93).....4
Michael Fralix vs. Kansas (03/18/95).....4
Courtney Lee vs. San Diego (03/23/08).....4

OPPONENTS

- Klayton Korver, Drake (03/21/08).....6

THREE-POINT FIELD GOAL ATTEMPTS

1. Michael Fralix vs. Kansas (03/18/95).....10
Patrick Sparks vs. Illinois (03/20/03).....10
Tyrone Brazelton vs. Drake (03/21/08).....10
Tyrone Brazelton vs. UCLA (03/27/08).....10
O. Mendez-Valdez vs. Gonzaga (03/21/09)10

OPPONENTS

- Klayton Korver, Drake (03/21/08).....14
Josh Young, Drake (03/21/08).....14

FREE THROWS

1. Jim McDaniels vs. Kentucky (03/18/71).....11
2. Bobby Rascoe vs. Ohio State (03/16/62)....10
3. Greg Smith vs. Dayton (03/12/66).....9
4. Jim McDaniels vs. Kansas (03/27/71).....8
James McNary vs. Nebraska (03/14/86).....8
Bryan Asberry vs. West Virginia (03/13/87) ..8

OPPONENTS

- Terry Dehere, Seton Hall (03/20/93).....11
Adam Emmenecker, Drake (03/21/08).....11

FREE THROW ATTEMPTS

1. Bobby Rascoe vs. Ohio State (03/16/62)....12
Dwight Smith vs. Dayton (03/12/66).....12
3. Jim McDaniels vs. Kentucky (03/18/71).....11
Bryan Asberry vs. W. Virginia (03/13/87)11
5. Jim McDaniels vs. Kansas (03/27/71).....10
Greg Jackson vs. Michigan St. (03/16/78) ..10

OPPONENTS

- Jared Haase, Kansas (03/18/95).....15

FREE THROW PERCENTAGE (MIN. 8)

1. Jim McDaniels.....1.000 (11-11)
vs. Kentucky (03/18/71)
James McNary1.000 (8-8)
vs. Nebraska (03/14/86)
3. Jim McDaniels..... .800 (8-10)
vs. Kansas (03/27/71)
4. Dwight Smith750 (9-12)
vs. Dayton (03/12/66)
5. Bryan Asberry727 (8-11)
vs. West Virginia (03/13/87)

OPPONENTS

- Billy Smith, Loyola-Chi. (03/07/66)1.000 (9-9)

REBOUNDS

1. Clarence Glover vs. Ohio State (03/20/71) .22
2. Clarence Glover vs. Villanova (03/25/71) ...22
3. Jim McDaniels vs. Kansas (03/27/71).....19
4. Harry Todd vs. Detroit (03/12/62).....17
Clem Haskins vs. Dayton (03/12/66)17
Clarence Glover vs. Jacksonville (03/13/71) .17
Clarence Glover vs. Kentucky (03/18/71) ...17
Jim McDaniels vs. Villanova (03/25/71)17

OPPONENTS

- Artis Gilmore, Jacksonville (03/13/71).....22

ASSISTS

1. Kurk Lee vs. West Virginia (03/13/87).....9
Patrick Sparks vs. Stanford (03/14/02)9
3. Clarence Glover vs. Kentucky (03/18/71)8
Darnell Mee vs. Seton Hall (03/20/93).....8
4. Rex Bailey vs. Villanova (03/25/71).....7
Rex Bailey vs. Kansas (03/27/71).....7
James McNary vs. Nebraska (03/14/86).....7
Jeff Rogers vs. Kansas (03/18/95).....7
O. Mendez-Valdez vs. Gonzaga (03/21/09) .7

OPPONENTS

- Earvin Johnson, Michigan State (03/16/78)....14
Adam Emmenecker, Drake (03/21/08).....14

BLOCKED SHOTS

1. Jeremy Evans vs. San Diego (03/23/08)5
Jeremy Evans vs. Gonzaga (03/21/09).....5
3. Jeremy Evans vs. Illinois (03/19/09)4
4. Darnell Mee vs. Memphis (03/18/93).....3
Darius Hall vs. Memphis (03/18/93).....3
Cypheus Bunton vs. Florida St. (03/25/93) ...3
Courtney Lee vs. UCLA (03/27/08).....3

OPPONENTS

- Roosevelt Bouie, Syracuse (03/13/78).....8

STEALS

1. Chris Robinson vs. Michigan (03/16/95).....4
Courtney Lee vs. UCLA (03/27/08).....4
3. 15 instances.....3

OPPONENTS

- Brent Arrington, Miss. Valley St. (03/13/12).....7

TOP TEAM PERFORMANCES

WKU

- Points.....107 vs. Kentucky (03/18/71)
Rebounds 62 vs. Dayton (03/12/66)
Assists24 vs. Kentucky (03/18/71)
Blocked Shots.....9 vs. Memphis (03/18/93)
Steals.....13 vs. San Diego (03/23/08)
FG Made.....45 vs. Loyola-Chicago (03/07/66)
FG Att 105 vs. Villanova (03/25/71)
FG Pct. .555 (45-81) vs. Loyola-Chi. (03/07/66)
3-Pt. Made..... 14 vs. Drake (03/21/08)
3-Pt. Att 28 vs. Drake (03/21/08)
3-Pt. Pct..... .500 (14-28) vs. Drake (03/21/08)
FT Made 28 vs. Dayton (03/12/66)
FT Att 37 vs. Dayton (03/12/66)
FT Pct..... .867 (26-30) vs. Detroit (03/12/62)

OPPONENTS

- Points.....109, Jacksonville (03/07/70)
Rebounds 58, twice, last Jacksonville (03/13/71)
Assists 25, twice, last Texas (03/17/94)
Blocked Shots.....11, Syracuse (03/11/78)
Steals.....13, Texas (03/17/94)
FG Made..... 40, twice, last Syracuse (03/15/87)
FG Att96, Detroit (03/12/62)
FG Pct.645 (40-62), Syracuse (03/15/87)
3-Pt. Made 16, Drake (03/21/08)
3-Pt. Att 42, Drake (03/21/08)
3-Pt. Pct..... .500 (2-4), Syracuse (03/15/87)
FT Made 31, Drake (03/21/08)
FT Att 43, Jacksonville (03/07/70)
FT Pct..... .857 (12-14), Illinois (03/20/03)

RECORD BY SITE

- Dayton, Ohio..... 2-4
Iowa City, Iowa 1-3
Lexington, Ky. 2-1
Charlotte, N.C. 1-2
Athens, Ga. 2-0
Orlando, Fla. 2-0
Tampa, Fla. 2-0
Houston, Texas..... 1-1
Louisville, Ky. 1-2
Portland, Ore. 1-1
Sycacuse, N.Y. 1-1
Indianapolis, Ind. 0-2
Kent, Ohio..... 1-0
Knoxville, Tenn. 1-0
South Bend, Ind. 1-0
Bowling Green, Ky. 0-1
New Orleans, La. 0-1
Phoenix, Ariz. 0-1
St. Louis, Mo. 0-1
Tuscaloosa, Ala. 0-1
Wichita, Kansas..... 0-1

ALL-AMERICANS (38)

- 1938 — William "Red" McCrocklin, Center (Chuck Taylor)
- 1940 — Carlisle Towery, Center (Chuck Taylor)
- 1941 — Carlisle Towery, Center (Chuck Taylor)
- 1943 — Oran McKinney, Center (Helms Foundation)
- 1948 — Dee Gibson, Guard (Associated Press***)
Don Ray, Forward (Helms Foundation*)
Odie Spears, Forward (Associated Press***)
- 1949 — Bob Lavoy, Center (Associated Press***)
John Oldham, Guard (United Press**, Associated Press***)
- 1950 — Buddy Cate, Forward (Associated Press***)
Bob Lavoy, Center (Chuck Taylor*, Associated Press***)
- 1951 — Rip Gish, Forward-Center
- 1953 — Tom Marshall, Forward (Look Magazine**, Associated Press***)
Art Spoelstra, Center (Associated Press***)
- 1954 — Tom Marshall, Forward (Associated Press*, United Press*, Look Magazine*)
- 1958 — Ralph Crosthwaite, Center
- 1962 — Bobby Rascoe, Guard
- 1964 — Darel Carrier, Guard (Helms Foundation)
- 1965 — Clem Haskins, Forward (Associated Press***, United Press***)
- 1966 — Clem Haskins, Forward (Associated Press, United Press, Converse*)
- 1967 — Clem Haskins, Forward (USBWA, Associated Press, United Press, Helms Foundation, NABC*)
- 1969 — Jim McDaniels, Center (Helms Foundation, Associated Press***, United Press***, Converse***)
- 1970 — Jim McDaniels, Center (Helms Foundation, Associated Press***, United Press***, Converse*)
- 1971 — Jim McDaniels, Center (NABC, USBWA, Associated Press, Sporting News, United Press, NBA)
- 1976 — Johnny Britt, Guard (Associated Press***)
- 1982 — Craig McCormick, Center (Associated Press***)
- 1984 — Kannard Johnson, Forward (Sporting News All-Freshman)
- 1987 — Tellis Frank, Forward (Associated Press***, Sporting News***)
- 1989 — Brett McNeal, Guard (Associated Press***, Basketball Times***)
- 1993 — Darnell Mee, Guard (Associated Press***)
- 1996 — Chris Robinson, Forward-Guard (Basketball Weekly***)
- 2001 — Chris Marcus, Center (Associated Press***)
- 2002 — Chris Marcus, Center (Associated Press***, Basketball America***)
- 2004 — Nigel Dixon, Center (SI.com***)
Mike Wells, Guard (Associated Press***)
- 2006 — Anthony Winchester (Associated Press***)
- 2008 — Courtney Lee (Associated Press***, Basketball Times**)
- 2009 — Orlando Mendez-Valdez (Associated Press***)

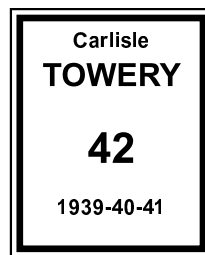
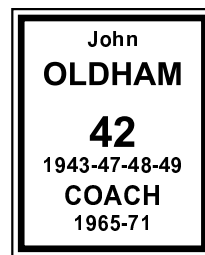
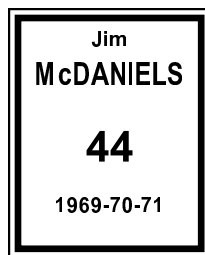
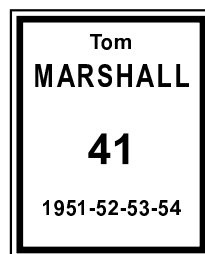
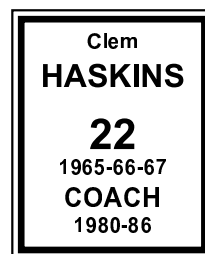
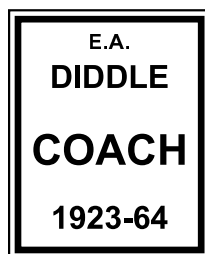
(* Second Team (**) Third Team (***) Honorable Mention

NABC ALL-DISTRICT (36)

- 1950 — Bob Lavoy
- 1953 — Tom Marshall (HM), Art Spoelstra (HM)
- 1954 — Tom Marshall, Art Spoelstra
- 1960 — Charlie Osborne (3rd)
- 1961 — Charlie Osborne (HM)
- 1962 — Bobby Rascoe (3rd)
- 1965 — Clem Haskins (3rd)
- 1967 — Clem Haskins
- 1968 — Wayne Chapman (3rd)
- 1969 — Jim McDaniels (3rd)
- 1970 — Jim McDaniels (3rd)
- 1971 — Jim McDaniels (3rd)
- 1980 — Bill Bryant (2nd)
- 1981 — Criag McCormick
- 1982 — Criag McCormick
- 1985 — Kannard Johnson (2nd)
- 1986 — Kannard Johnson (2nd)
- 1987 — Kannard Johnson
- 1988 — Brett McNeal (2nd)
- 1995 — Chris Robinson
- 1996 — Chris Robinson (2nd)
- 2001 — Chris Marcus
- 2002 — Chris Marcus (2nd)
- 2005 — Anthony Winchester (2nd)
- 2006 — Anthony Winchester
Courtney Lee (2nd)
- 2007 — Courtney Lee
- 2008 — Courtney Lee
- 2009 — Orlando Mendez-Valdez (1st)
- 2009 — A.J. Slaughter (1st)
- 2010 — A.J. Slaughter (1st)
Steffphon Pettigrew (2nd)
- 2011 — Sergio Kersch (1st)
Steffphon Pettigrew (2nd)

RETIRED JERSEYS

The first jerseys retired in honor of Hilltopper basketball greats were hung in E. A. Diddle Arena during the 1999-2000 season.



NCAA TOURNAMENT POSTSEASON LISTING (22)

| NCAA TOURNAMENT | SECOND ROUND | SWEET 16 | FINAL FOUR |
|-----------------|--------------|----------|------------|
| 1940 | 1960 | 1960 | 1971 |
| 1960 | 1962 | 1962 | |
| 1962 | 1966 | 1966 | |
| 1966 | 1971 | 1971 | |
| 1967 | 1978 | 1978 | |
| 1970 | 1986 | 1993 | |
| 1971 | 1987 | 2008 | |
| 1976 | 1993 | | |
| 1978 | 1995 | | |
| 1980 | 2008 | | |
| 1981 | 2009 | | |
| 1986 | 2012 | | |
| 1987 | | | |
| 1993 | | | |
| 1994 | | | |
| 1995 | | | |
| 2001 | | | |
| 2002 | | | |
| 2003 | | | |
| 2008 | | | |
| 2009 | | | |
| 2012 | | | |

HONOR ROLL

ALL-SUN BELT CONFERENCE (44)

- 1983 — Tony Wilson, Forward (2nd team)
Clarence Martin, Center (HM)
1984 — Kannard Johnson, Forward (HM)
Bobby Jones, Guard (HM)
1985 — Kannard Johnson, Forward (2nd team)
1986 — Billy Gordon, Guard (2nd team)
Kannard Johnson, Forward (2nd team)
Clarence Martin, Center (HM)
1987 — Tellis Frank, Forward
Kannard Johnson, Forward
1988 — Brett McNeal, Guard (2nd team)
1989 — Brett McNeal, Guard
1990 — Roland Shelton, Guard (2nd team)
1991 — Jack Jennings, Forward (2nd team)
1992 — Jack Jennings, Forward
1993 — Mark Bell, Guard
Darnell Mee, Guard #
1994 — Chris Robinson, Forward
1995 — Darrin Horn, Guard
Chris Robinson, Forward #
1996 — Chris Robinson, Forward-Guard
1997 — Tony Lovan, Forward
2000 — Chris Marcus, Center
2001 — Chris Marcus, Center #
2002 — David Boyden, Forward
Derek Robinson, Guard
2003 — Patrick Sparks, Guard (1st team)
David Boyden, Forward (2nd team)
Mike Wells, Guard (3rd team)
2004 — Nigel Dixon, Center (1st team)
Mike Wells, Guard (1st team)
2005 — Anthony Winchester, Guard (1st team)
2006 — Courtney Lee, G/F (1st team)
Anthony Winchester, Guard (1st team)
2007 — Courtney Lee, G/F (1st team)
2008 — Courtney Lee, G/F (1st team)
Tyrone Brazelton, Guard (2nd team)
2009 — Orlando Mendez-Valdez, G. (1st team)
A.J. Slaughter, Guard (2nd team)
2010 — A.J. Slaughter, Guard (1st team)
Steffphon Pettigrew, F. (2nd team)
2011 — Sergio Kerusch, Forward (1st team)
Steffphon Pettigrew, F. (1st team)
2012 — Derrick Gordon, Guard (3rd team)

(#) *Unanimous Selection*

SBC ALL-TOURNAMENT TEAM (36)

- 1984 — Kannard Johnson, Forward
1986 — Ray Swogger, Guard
1987 — Tellis Frank, Forward
Brett McNeal, Guard
1993 — Mark Bell, Guard
Danell Mee, Guard (MVP)
1994 — Chris Robinson, Forward
1995 — Darius Hall, Center
Chris Robinson, Forward (MVP)
Jeff Rogers, Guard
1999 — Ravon Farris, Center
Joe Harney, Guard
2000 — Chris Marcus, Center
2001 — Chris Marcus, Center (MVP)
Nashon McPherson, Guard
2002 — Chris Marcus, Center
Derek Robinson, Guard (MVP)
Patrick Sparks, Guard
2003 — David Boyden, Forward
Patrick Sparks, Guard (MVP)
Mike Wells, Guard
2005 — Courtney Lee, Guard
2006 — Elgrace Wilborn, Forward/Center
Anthony Winchester, Guard
2007 — Courtney Lee, Guard/Forward
2008 — Tyrone Brazelton, Guard

- Jeremy Evans, Forward (MVP)
Courtney Lee, Guard/Forward
2009 — Orlando Mendez-Valdez, Guard
Sergio Kerusch, Forward
A.J. Slaughter, Guard (MVP)
2010 — A.J. Slaughter, Guard
2011 — Sergio Kerusch, Forward
2012 — George Fant, Forward (MVP)
Derrick Gordon, Guard
Kahlil McDonald, Guard

SBC PLAYER OF THE YEAR (7)

- 1987 — Tellis Frank, Forward
1995 — Chris Robinson, Forward
2001 — Chris Marcus, Center
2004 — Mike Wells, Guard
2006 — Anthony Winchester, Guard
2008 — Courtney Lee, Guard/Forward
2009 — Orlando Mendez-Valdez, Guard

SBC COACH OF THE YEAR (4)

- 1986 — Clem Haskins
1987 — Murray Arnold
1995 — Matt Kilcullen
2002 — Dennis Felton

SBC SENIOR OF THE YEAR (1)

- 1987 — Tellis Frank, Forward

SBC SOPHOMORE OF THE YEAR (1)

- 1985 — Kannard Johnson, Forward

SBC FRESHMAN OF THE YEAR (3)

- 1999 — Derek Robinson, Guard
2003 — Anthony Winchester, Guard
2005 — Courtney Lee, Guard/Forward

SBC NEWCOMER OF THE YEAR (2)

- 2000 — Chris Marcus, Center
2004 — Nigel Dixon, Center

SBC DEFENSIVE PLAYER OF THE YEAR (4)

- 2000 — Chris Marcus, Center
2001 — Chris Marcus, Center
2003 — Mike Wells, Guard
2004 — Mike Wells, Guard

SBC 30TH ANNIVERSARY TEAM

- SBC's 30th Anniversary Celebration, 2006*
Tellis Frank, Forward (1984-87)
Kannard Johnson, Forward (1984-87)
Chris Marcus, Center (2000-02)
Darnell Mee, Guard (1991-93)
Chris Robinson, Forward (1993-96)

NCAA TOURNAMENT ALL-REGIONAL TEAM

- 2008 — Tyrone Brazelton, Guard (West)

ALL-OHIO VALLEY CONFERENCE (71)

(Note: *WKU left the OVC after 1981-82 season*)

- 1949 — Bob Lavoy, Center
John Oldham, Guard
1950 — Johnny Givens, Guard
Bob Lavoy, Center
1951 — Rip Gish, Center/Forward
1952 — Tom Marshall, Forward
Gene Rhodes, Guard
Art Spoelstra, Center
Richard White, Guard
1953 — Tom Marshall, Forward
Art Spoelstra, Center
1954 — Lynn Cole, Guard/Forward
Tom Marshall, Forward
Art Spoelstra, Center
Jack Turner, Forward
1955 — Forest Able, Guard
Ralph Crosthwaite, Center
1957 — Ralph Crosthwaite, Center
Owen Lawson, Guard
1958 — Ralph Crosthwaite, Center
Owen Lawson, Guard
1959 — Ralph Crosthwaite, Center
Al Ellison, Guard
1960 — Al Ellison, Guard
Charlie Osborne, Center
Don Parsons, Guard
Bobby Rascoe, Guard
1961 — Charlie Osborne, Center
Bobby Rascoe, Guard
Harry Todd, Center/Forward
1962 — Darel Carrier, Guard
Bobby Rascoe, Guard
Harry Todd, Center
1963 — Darel Carrier, Guard
1964 — Darel Carrier, Guard
1965 — Clem Haskins, Forward
Dwight Smith, Guard
1966 — Steve Cunningham, Center
Clem Haskins, Forward
Dwight Smith, Guard
Greg Smith, Forward
1967 — Wayne Chapman, Guard
Clem Haskins, Forward
Dwight Smith, Guard
Greg Smith, Forward
1968 — Wayne Chapman, Forward
1969 — Jim McDaniels, Center
1970 — Jim McDaniels, Center
Jerome Perry, Forward
Jim Rose, Guard
1971 — Jerry Dunn, Forward
Jim McDaniels, Center
Jim Rose, Guard
1972 — Jerry Dunn, Forward
1974 — Kent Allison, Forward
Johnny Britt, Guard/Forward
1975 — Johnny Britt, Guard/Forward
Mike Odemns, Center
1976 — Johnny Britt, Guard/Forward
Wilson James, Forward
1977 — Aaron Bryant, Center
1978 — James Johnson, Center
Darryl Turner, Guard
1979 — Greg Jackson, Forward
Trey Trumbo, Guard
1980 — Bill Bryant, Guard
Craig McCormick, Center
1981 — Craig McCormick, Center
Tony Wilson, Forward (2nd team)
1982 — Craig McCormick, Center
Bobby Jones, Guard (Honorable M.)

OVC PLAYER OF THE YEAR (7)*(first awarded in 1963)*

1965 — Clem Haskins
 1966 — Clem Haskins
 1967 — Clem Haskins
 1968 — Wayne Chapman*
 1970 — Jim McDaniels
 1971 — Jim McDaniels
 1976 — Johnny Britt^

(*) *co-honoree with Harley Swift (E. Tennessee)*(^) *co-honoree with Tim Sisneros (Middle Tenn.)***OVC COACH OF THE YEAR (7)***(first awarded in 1962)*

1962 — E.A. Diddle
 1966 — John Oldham
 1970 — John Oldham
 1971 — John Oldham
 1974 — Jim Richards
 1976 — Jim Richards
 1981 — Clem Haskins

OVC HALL OF FAME

Dr. Kelly Thompson
 Dr. E.A. Diddle
 L.T. Smith
 Ted Hornback
 Nick Denes
 Dr. Dero G. Downing
 John Oldham

OVC HALF-CENTURY TEAM

Clem Haskins (1964-67)
 Tom Marshall (1950-54)
 Jim McDaniels (1968-71)

OVC 40TH ANNIVERSARY TEAM*OVC's 40th Anniversary Celebration, 1988*

John Oldham, Guard (1948-49)
 Bob Lavoy, Center (1947-50)
 Tom Marshall, Forward (1950-54)
 Bobby Rascoe, Guard (1959-62)
 Darel Carrier, Guard (1961-64)
 Clem Haskins, Forward (1964-67)
 Dwight Smith, Guard (1964-67)
 Jim McDaniels, Center (1968-71)

OVC 40TH ANNIVERSARY COACHES*OVC's 40th Anniversary Celebration, 1988*

E.A. Diddle (1922-64)
 John Oldham (1964-71)
 Jim Richards (1971-78)

ALL-SIAA (33)*(Southern Intercollegiate Athletic Association)*

1931 — Bland Coffman, Center
 1934 — Harry Hardin, Forward
 Bernard "Peck" Hickman, Guard
 Thomas Hobbs, Center (2nd team)
 1935 — Harry Hardin, Forward
 Bernard "Peck" Hickman, Guard
 Brad Mutchler, Center
 1936 — Brad Mutchler, Center
 Max Reed, Forward
 Elmo Meacham, Guard (2nd team)
 William "Red" McCrocklin, Center
 1937 — Ralph Dudgeon, Forward
 William "Red" McCrocklin, Center
 Max Reed, Forward
 Harry Saddler, Guard
 1938 — Ralph Dudgeon, Forward
 William "Red" McCrocklin, Center
 Harry Saddler, Forward
 1939 — John Hackett, Forward
 Harry Saddler, Guard
 Wilson Stemm, Forward
 Herb Ball, Forward
 Carlisle Towery, Center
 1940 — Herb Ball, Forward
 Howard "Tip" Downing, Guard
 1941 — Howard "Tip" Downing, Guard
 Wallace "Buck" Sydnor, Guard
 Carlisle Towery, Center
 1942 — Oran McKinney, Center
 Earl Shelton, Forward
 Wallace "Buck" Sydnor, Guard
 1947 — Dee Gibson, Guard
 John Oldham, Guard

ALL-KIAC (26)*(Kentucky Intercollegiate Athletic Association)*

1935 — Harry Hardin, Forward
 Bernard "Peck" Hickman, Guard
 Brad Mutchler, Center
 1937 — Ralph Dudgeon, Forward
 William "Red" McCrocklin, Center
 Harry Saddler, Guard
 1938 — Ralph Dudgeon, Forward
 William "Red" McCrocklin, Center
 Harry Saddler, Forward
 1939 — John Hackett, Forward
 Harry Saddler, Guard
 Carlisle Towery, Center
 1940 — Carlisle Towery, Center
 1942 — Howard "Tip" Downing, Guard
 Earl Shelton, Forward
 Wallace "Buck" Sydnor, Guard
 1944 — Don "Duck" Ray, Forward
 1946 — Chalmers Embry, Guard
 1947 — Dee Gibson, Guard
 Don "Duck" Ray, Forward
 Odie Spears, Forward
 1948 — Dee Gibson, Guard
 Oran McKinney, Center
 John Oldham, Guard
 Don "Duck" Ray, Forward
 Odie Spears, Forward

ALL-STATE (14)

1927 — Ted Hornback, Forward
 J.E. Walker, Center
 1928 — Arnold Winkenhofner, Guard
 1929 — Ed Stansbury, Guard
 1932 — Thomas Hobbs, Center
 James O. Lawrence, Forward
 1933 — Harry Hardin, Forward
 Bernard "Peck" Hickman, Guard
 Thomas Hobbs, Center

1934 — Harry Hardin, Forward
 Bernard "Peck" Hickman, Guard
 1936 — Brad Mutchler, Forward
 Max Reed, Forward
 Elmo Meacham, Guard (Honorable M.)

CONFERENCE CHAMPIONSHIPS (42)

1931-32 — KIAC
 1932-33 — KIAC
 1933-34 — KIAC / SIAA
 1934-35 — KIAC
 1935-36 — KIAC
 1936-37 — KIAC / SIAA
 1937-38 — KIAC / SIAA
 1938-39 — KIAC / SIAA
 1939-40 — KIAC / SIAA
 1940-41 — SIAA
 1941-42 — KIAC / SIAA
 1942-43 — KIAC
 1946-47 — KIAC / SIAA
 1947-48 — KIAC
 1948-49 — Ohio Valley
 1949-50 — Ohio Valley
 1951-52 — Ohio Valley
 1953-54 — Ohio Valley
 1954-55 — Ohio Valley
 1955-56 — Ohio Valley
 1956-57 — Ohio Valley
 1959-60 — Ohio Valley
 1960-61 — Ohio Valley
 1961-62 — Ohio Valley
 1965-66 — Ohio Valley
 1966-67 — Ohio Valley
 1969-70 — Ohio Valley
 1970-71 — Ohio Valley
 1971-72 — Ohio Valley
 1975-76 — Ohio Valley
 1979-80 — Ohio Valley
 1980-81 — Ohio Valley
 1981-82 — Ohio Valley
 1986-87 — Sun Belt
 1993-94 — Sun Belt
 1994-95 — Sun Belt
 2000-01 — Sun Belt
 2001-02 — Sun Belt
 2002-03 — Sun Belt
 2005-06 — Sun Belt
 2007-08 — Sun Belt
 2008-09 — Sun Belt

• WKU's 42 conference championships trail only Kansas (54) and Kentucky (50) in NCAA history
 • Each of WKU's 11 full-time head coaches since 1922 have won at least one conference championship during his tenure on the Hilltopper bench

ALL-TIME LETTERWINNERS

NAME (#), HOMETOWN, YEARS LETTERED

AAAAA

Carson Aaron, '33
Kareem Abdul-Jabbar (3), Los Angeles, Calif., '98-99
Forest Able (77), Fairdale, '54-56
Melvin Adams (32), Milledgeville, Ga., '96, '98
Japeth Aguilar (31), Pampanga, Philippines, '09
O'Karo Akamune (15), Miami, Fla., '12
Teeng Akol (22), Wian, Sudan, '11-12
Clint Allen, Beaver Dam, mgr, '81
Dee Allen, mgr, '64-66
Phillip Allen, mgr, '65-67
Brian Allenspach (55), Hickory, N.C., '00-01
Kent Allison (30), South Bend, Ind., '73-74
Alvin Almond, Bowling Green, mgr, '49-50
Jerry Anderson (32), Brooklyn, N.Y., '90
Kene Anyigbo (15/0), Bellaire, Texas, '11-12
Nathaniel Arbuckle, Goshen, Ind., mgr., '98
Steve Arnold, mgr, '72-75
Bryan Asberry (50), Gary, Ind., '84-87
Robert Ashby, mgr., Louisville, '03
Steve Ashby (21, 11), Madisonville, '75-78
Charles "Buck" Atkinson, (98, 17), White Plains, '44-45

BBBBB

Eric Back (27, 23), Middletown, Ohio, '56-58
Rex Bailey (35), Glasgow, '71-72
Kevin Baker, Louisville, mgr., '88-90
Ralph Baker (24), Whitley City, '63-65
Herb Ball (88), Chicago, Ill., '39-40
Mike Ballenger (25), Jasper, Ind., '84-85
Walker Banks (22), Clifton Forge, Va., '68-70
Bob Bantom (20), Springfield, Pa., '66
Floyd Bates, '21-24
J.C. Batsel (56, 6), Central City, '36-37
Jimmy Bazzell (35), Clinton, '44-45, '49
Bennie Beach, Jr., Bowling Green, mgr, '71
Monie Beard (49), Louisville, '51-52
David Beckner (31), Bowling Green, '75
Mark Bell (10), Louisville, '92-93
Ron Berry, mgr, '69-72
Darrel Bicknell (15), Berea, '58-60
Steve Bides (54), Crofton, '97-98
Terry Birdsong (15), Benton, '88-89
Scott Blankenship (23), Nicholasville, '81
Ray Blevins (35), Monticello, '42
Jimmy Bohannon (47), Bowling Green, '46-48
Scott Boley (30), Hodgenville, '89-90, '92
M.M. Botto, '24-25
Ray Bowerman (51), Eau Claire, Mich., '72-74
Anthony Bowles, Hopkinsville, mgr., '81-83
David Boyden (43, 34), Richmond, Va., '00-03
Jimmy Boykin (34), Jackson, Miss., '00
Hal Bozarth (42), '67
Estill "Eck" Branham, '33
Bernard Brantley, '59, '61
Tyrone Brazelton (3), Park Forest, Ill., '07-08
Deron Breeze, Maysville, mgr., '07-08
Wayne Bright (42), Greencastle, Ind., '68-70
Jerry Britt (10), Oakland, '76
Johnny Britt (20), Oakland, '73-76
Vashon Broadnax, mgr., '04
Carroll Broderick, '29-32
Carroll Brooks (35), Bowling Green, '43-46
Bob Brown, '31
Bryan Brown (50, 44), Atlanta, Ga., '90-93
Jamaal Brown (20), Spartanburg, S.C., '03
Karl Brown (24), Cincinnati, Ohio, '90-91
Rashon Brown (15), Cleveland, Ohio, '98-99
Aaron Bryant (51), Miami, Fla., '77-78
Bill Bryant (11), Washington, D.C., '80
Dick Bryant, '28-32
William Buckles, '26
Jerry Bundy (55), Johnson City, Tenn., '73
Cypheus Bunton (34), Louisville, '93-94

NAME (#), HOMETOWN, YEARS LETTERED

Granville Bunton (50), Louisville, '72-73
Greg Burbach (22), Dickeyville, Wis., '77-80
Don Burnett, mgr., '95
Bernard Burns, mgr, '79
Rich Burns (12), Cleveland, Tenn., '90
Kevin Burris, mgr, '81-83
Jackie Butler (42), Munfordville, '65-66
Patrick Butts (22), Milledgeville, Ga., '91-92

CCCCC

Durey Cadwell (11), Port St. Joe, Fla., '88-89
Warner Caines (42), Ashland, '61-63
Clifton Caldwell, Earlington, mgr., '87-91
Benson Callier (22), St. Petersburg, Fla., '06
Jim Callis (51), '43-44
Joemal Campbell (3), Holly Springs, Miss., '06
A.J. Canary, '30
Clarence Caple, '34
Darel Carrier (35), Bristow, '62-64
Harel Carrier (10), Bristow, '64
Gary Carver (40), Clifty, '81-84
Billy Case (80, 40), Paris, '56-58
Kyle Cassidy, Smiths Grove, mgr., '96
Larry Castle (51), Ashland, '61-63
Buddy Cate (41), Cleveland, Tenn., '48-50
Bobby Caylor (25), Sevierville, Tenn., '73
Casey Cebula (33), Rhinelander, Wis., '77
Tullas Chambers, '27
Paul Champion (90), Versailles, '42-43, '46-47
Kyle Chapman (24), Bowling Green, '96-99
Wayne Chapman (10), Owensboro, '66-68
Wiley Chapman, '31
Hardin Cherry, '37-38
Ronnie Clark (10), Henderson, '55-57
Derrick Clubb (5), Bowling Green, '98
Paul Cochran, mgr, '33
Doug Coffey, mgr, '82-83
Bland Coffman, '31
Lynn Cole (27), Paducah, '53-55
Claude Combs, '41
Buddy Connelly, mgr, '75
Leon Cooke, '25-26
Dick Coop, Campbellsville, mgr., '61
H.T. Cooper, '38
W.D. Croft, '22
William Crofton (25), Owensboro, '44-45
Jamal Crook (14), Louisville, '10-11-12
Ralph Crosthwaite (99, 55), Cincinnati, Ohio, '55, '57-59
Johnny Crowds, '28
Eric Cunningham, Prospect, mgr, '91-95
Steve Cunningham (55), Chaffee, Mo., '64-66
Billy Curry (24), Versailles, '57
Raynardo Curry (11), Memphis, Tenn., '01-02
Dejan Cvoro (11), Belgrade, Serbia, '09

DDDDD

Bob Daniels (88, 51), Tutor Key, '54-57
Bobo Davenport, Bowling Green, '46-47
Julio Davila (33), Miami, Fla., '76
Joshua Davis, Bowling Green, mgr., '02-04
Terry Davis (33), Shelbyville, '70-72
Billy Day (39), Lexington, '40-42
Danny Day (31, 34), Covington, '61-63
Bill Delk, mgr., '52
Houston Denning, '29
Otis Denning, '24-26
Teco Dickerson (40), Russellville, '04-05
Caden Dickerson (10), Argyle, Texas, '10-11
Eddie Diddle (27), Bowling Green, '49-51
Kevin Dildy (41, 40), Chicago, Ill., '79-82
Brad Divine (12), Central City, '96-97
Cliff Dixon (5), Suitland, Md., '10-11
Nigel Dixon (54), Orlando, Fla., '04
Alex Downing (11), Horse Cave, '39-41

NAME (#), HOMETOWN, YEARS LETTERED

Dero Downing (88), Horse Cave, '41-43
Howard "Tip" Downing (59), Butler, Pa., '40-42
Stephon Drane (24), Raleigh, N.C., '11
Brett Driespul, mgr., '93
Ralph Dudgeon (46, 10), Lebanon, '36-38
Jerry Dunn (51, 55, 42), Glasgow, '71-72
Jim Dunn (14), Alcoa, Tenn., '61-63
Lyndon Dunning, mgr, '88

EEEEE

Steve Eaton (21), Chattanooga, Tenn., '70-72
Jeff Eckel (34), Morenci, Mich., '71
Mike Edmonds, mgr, '78-80
Vince Edwards (10), Cincinnati, Ohio, '98-99
Nathan Eisert (4), Louisville, '01-02
Jason Eitutis (4), Radcliff, '91-92
Kenny Ellis (25), Winter Haven, Fla., '79-82
Leslie Ellis, '25-28
Tom Ellis, '26-28
Al Ellison (35), Linden, Tenn., '58-60
Leroy Elrod, '30-32
Turner Elrod, '28-31
Chalmers "The Cat" Embry (27), Hartford, '42-43, '45-47
Daniel Emerson (33), Norcross, Ga., '06-07
Sam Ernst, Brandenburg, mgr., '06-08
Carl Evans, '28
Cecil Evans, '28
Don Evans, Owensboro, mgr, '77-81
Jeremy Evans (40), Crossett, Ark., '07-10

FFFFF

George Fant (44), Bowling Green, '12
Ravon Farris (00), Concord, N.C., '96-99
Mike Fawcett (25), Kokomo, Ind., '66-68
Brian Fish (22), Seymour, Ind., '85
Jon Fish, mgr., '96
Charles Fitzpatrick, Bowling Green, mgr, '71
Derek Flowers (40), Dothan, Ala., '92-95
Dennis Fox (10), '71
Michael Fralix (14), Fredonia, '93-99
Tellis Frank (42), Gary, Ind., '84-87
Clint Franklin, Madisonville, mgr., '98
B.J. Frazier (22), Stone Mountain, Ga., '08
Eligah Frazier, '22-25
Joe Friedl, '32-33
Kendrick Fulks (41), Munfordville, '40-41
Mike Fuller (55), Kansas City, Mo., '74-75

GGGGG

Mike Gabbard (4), Florence, Ky., '11
Desire Gabou (1), Abidjan, Ivory Coast, '07-08
David Galloway, '27
Ken Gambrel (35), Jackson, Miss., '82-83
Ed Gampfer (11), Cincinnati, Ohio, '73-75
Steve Garden, mgr, '84
Lloyd Gardner, Louisville, mgr, '64-67
David Garmon (22), Edmonton, '87
Buford Garner (14, 19, 75), Corbin, '34-36
Garland Garrison (5, 90), Bowling Green, '35
Marlon George, '91
Dee Gibson (17, 11), Cleveland, Tenn., '42-43, '47-48
Paul Gibson, Pineville, mgr., '99-00
Shawn Giddy (53), Guin, Ala., '82-83
Mike Gilbert (23, 45), Henderson, '75
Bob Gillaspie (17, 41), Graham, '43-44
Rip Gish (90), Bremen, '49-51
Johnny Givens (77), McHenry, '48-50
Greg Glass (25), Elkton, '93-95
Harry "Pap" Glenn, '23-26
Clarence Glover (4), Horse Cave, '69-71
Emmett Goranflo (3), Elizabethtown, '33-35
Billy Gordon (20), Jackson, Miss., '83-86
Derrick Gordon (5), Plainfield, N.J., '12
Ryan Grabruck, mgr., '68-71

NAME (#), HOMETOWN, YEARS LETTERED

Kenneth "Butch" Gray, mgr, '69-72
 Paul Gray, mgr., '72-73
 Lofton Green (77), Barlow, '38-40
 Kay Greer (64), Hazard, '52-54
 Gary Gregory (12), Manchester, '75-77
 Will Gregory (40), Auburn, Ala., '90-91
 Damon Grimes (34), Bowling Green, '76
 Paul Gruesser (97), Louisville, '39

HHHHH

John Hackett (39), Winchester, '37-39
 Caleb Halcomb (33, 3), Bowling Green, '02-03
 Darius Hall (32), Detroit, Mich., '92-95
 Lee Hale, mgr., Mobile, Ala., '09
 Maurice Hale (51), Owensboro, '45-46
 Harry Hardin (20, 55), Tolu, '33-35
 Joe Harney (11), Covington, '96-99
 Jonathan Hart, mgr., Calvert City, '03
 Gene Haskett, mgr, '62-63
 Clem Haskins (22), Campbellsville, '65-67
 Paul Haskins (33), Campbellsville, '68-70
 Ken Hatcher (11), Campbellsville '81-84
 Sean Hayden, mgr., '04
 Antonio Haynes (3), Camilla, Ga., '04-05
 Brandon Haynes, Mt. Sterling, mgr., '99-00
 John Haynes, '29
 Charlie Hayes (26), Louisville, '44-45
 George Heller (10), Portsmouth, Ohio, '45-47
 J.T. Henderson, mgr., Louisville, '00-02
 Rich Hendrick (15), Bristow, '67-69
 Mark Hester, mgr, '94
 Bernard "Peck" Hickman (7, 12), Central City, '33-35
 Pearl Hicks (33), Fall Rock, '65-67
 Josh Higgins (34), Dayton, Ohio, '04
 Joe Mac Hill (51), Beaver Dam, '66-68
 Nick Hill (35), DuQuoin, Ill., '04
 Ricardo Hill, '88
 Tom Hobbs, '32-34
 James Hogan, Lexington, mgr, '84-87
 Turner Hogan (26), Cave City, '45-46
 Henry Holland, '83
 Kalin Holland (25), Bowling Green, '03-05
 Montroe Holland (20), Blytheville, Ark., '55-56
 Steve Holley (44), Washington, N.C., '94-95
 Darrin Horn (21), Lexington, '92-95
 Ted Hornback, Sonora, '26-29
 Adam Howard (14), Ashland, '06-08
 Austin Howell, mgr., '09
 Kevin Hulsman, Louisville, mgr., '06-08
 Jim Huter (77), Louisville, '43-46

IIIII

Golden Ingle (1), Orem, Utah, '01

JJJJJ

Bobby Jackson (25), Valley Station, '61-63
 Deon Jackson (12), South River, N.J., '94-95
 Greg Jackson (53), Atlanta, Ga., '78-79
 Roy James, '31-32
 Wilson James (40), Williston, Fla., '75-76
 Bill Jameson, '30-32
 Mike Jeannette, Bowling Green, mgr, '76-79
 Jack Jennings (34), Covington, '91-92
 Danny Johnson (10), Benton, Ill., '70-72
 Dennis Johnson (10), Morganfield, '83-85
 James Johnson (55), Savannah, Ga., '76-78
 James Johnson (41), Morganfield, '83-84
 Joe David Johnson (46, 99), Bowling Green, '45-46, '50
 Kannard Johnson (33), Cincinnati, Ohio, '84-87
 Wendell Johnson, '32-34
 Butch Jointer (30), Nicholasville, '06-07
 Bobby Jones (15), Macon, Ga., '81-84
 Lawrence "Deacon" Jones (96), Hickman, '43-45
 Forbis Jordan, mgr., '49-50

NAME (#), HOMETOWN, YEARS LETTERED

Stephen Jordan, mgr., Brentwood, Tenn., '02-03
 Raimonds Jumikis (31), Lielvarde, Latvia, '01

KKKKK

Dean Karraker, Mammoth Cave, mgr., '96-97
 Kevin Kaspar (1), Istanbul, Turkey, '12
 Butch Kaufman (21), Louisville, '66-68
 Ray Keeton (20), Portsmouth, Ohio, '63-64
 Doug Kell, mgr., '92
 Chuck Keown, mgr., '84
 Jim Kereiakes, mgr., '44-45
 Sergio Kerusch (1), Memphis, Tenn., '09-11
 Ronnie Kidd (42), South Charleston, W.Va., '64
 Alan King, mgr., '85-88
 Dan King (28), Paris, Tenn., '52-54
 William Kirk (26), Owensboro, '45-46
 Mike Kitchens (11), Bowling Green, '65-66
 Ray Kleykamp (33), Ashland, '71-73
 Uros Komadinic (33), Belgrade, Serbia, '09

LLLLL

Charlie Labhart (64, 51), Tell City, Ind., '43, '46-47
 Carl Lamar (8, 11, 13, 15, 16), Hawesville, '35-37
 Ryan Lambert (30), Germantown, Md., '04
 Lee Lampley (33), Chicago, Ill., '97-00
 Mike Larson (22, 40), Bowling Green, '73-74
 Monty Latimer (22), McKees Rocks, Pa., '98
 Bemis Lawrence, '36
 Orlie Lawrence, '30-32
 Jon Lawson (55), Bowling Green, '84
 Owen Lawson (11), Middletown, Ohio, '56-58
 Bob Lavoy (25), Aurora, Ill., '48-50
 Courtney Lee (32), Indianapolis, Ind., '05-08
 James Lee (35), Vine Grove, '70
 Kurk Lee (11), Baltimore, Md., '86-87
 Andre Lewis (22), Albany, Ga., '94-95
 Keith Lickliter (10), Indianapolis, Ind., '86
 Joe Lightfoot (34, 13), Kankakee, Ill., '90-91
 Harry Kirk, '31
 Lorenzo Lockett (23), Ft. Pierce, Fla., '92-93
 Tony Lovan (51), Crofton, '96-97

MMMMM

Danyell Macklin (30), Louisville, '94
 D.J. Magley (35), Bradenton, Fla., '08-09
 Ray Mann (88), Hartford, '47-48
 Paul Mansfield, '26-28
 Robert Marchant (34), Flint, Mich., '96-97
 Glenn Marcum (44), '63-64
 Chris Marcus (2), Charlotte, N.C., '00-02
 Matt Maresca (41), Bowling Green, '06-09
 Tom Marshall (41), Nashville, Tenn., '51-54
 Clarence Martin (55), Alexander City, Ala., '83, '85-87
 Kevin Massiah (24), Toronto, Canada, '03
 Bryan Masters, Elizabethtown, mgr., '99, '02
 John Matthews (23), Louisville, '95-96
 Ben Mauck (31), Savannah, Tenn., '99
 Joel May (30), New Trier, Ill., '79
 John McClearn (42), Madisonville, '56-58
 Craig McCormick (42), Ottawa, Ill., '79-82
 John McCreary (55, 12), Tompkinsville, '37-38
 William "Red" McCrocklin (86, 15), Louisville, '36-38
 Jim McDaniels (44), Scottsville, '69-71
 Kahlil McDonald (3), Brooklyn, N.Y., '11-12
 James McGown (47), Bowling Green, '40
 John McGown, '32-34
 Harold McGuffey (35), Highland, '40-41
 Bobby McGuire (21), Hazard, '49-50
 Don McGuire (88), Hazard, '49-50
 Oran McKinney (98), Lynnville, Ind., '43, '46-48
 Hardin McLane, mgr., '53-56
 James McNary (15), Owensboro, '85-87
 Brett McNeal (23), Minneapolis, Minn., '86-89
 Nashon McPherson (12), Jamaica, N.Y., '98-01

NAME (#), HOMETOWN, YEARS LETTERED

Elmo Meacham (7, 11, 16), Kirkmansville, '34-36
 Darnell Mee (3), Cleveland, Tenn., '91-93
 Orlando Mendez-Valdez (20), San Antonio, Texas, '06-09
 Paige Mesalam, mgr., '09
 Pat Mezzanotte (35), Fairmont, W.Va., '49-50
 Ken Michaels (21), Chattanooga, Tenn., '69-70
 Dencil Miller (11), East Liverpool, Ohio, '54-55
 Steve Miller (31), Lexington, '85-86, '88-89
 John Mills (42, 96), Barbourville, '40-41
 Nemanja Milosevic (45), Centinje, Montenegro, '10
 Chester Montgomery (50), Warsaw, '56-57
 Charlie Moran, '42-43
 Alex Mosley (55), Flint, Mich., '80-82
 L.B. Moulton, '37-38
 Thomas Moxley, Narrows, mgr., '93-96
 Brian Murphy (11), Bronx, N.Y., '44-45
 Ryan Murphy, Louisville, mgr., '98
 Brad Mutchler (9, 76, 99), Bowling Green, '34-36
 Cecil Myers, '25-28

NNNNN

David Nance, mgr, '73-75

OOOOO

Mike Odemns (53), Washington, D.C., '74-75
 John Oldham (42), Hartford, '43, '47-49
 Robert Oliver, '29
 George Orr (64), Louisville, '56
 Charlie Osborne (20), Flat Gap, '59-61
 W.B. Owen, '22-24

PPPPP

Anthony "Gip" Palm (10), Gary, Ind., '90-91
 Todor Pandov (45), Plovdiv, Bulgaria, '00, '02, '04
 Matt Parr, mgr., Columbia, Tenn., '00, '02-03
 Charles Parrish (64), '45-46
 Charles Parsley (96, 21), London, '46-49
 Don Parsons (51), Lily, '59-61
 Reggie Paschal, mgr, '63-64
 Randy Patchel, mgr, '69-71
 Juan Pattillo (2), Las Vegas, Nev., '11
 Josh Pearson, mgr, Coulee Dam, Wash., '97
 Colin Peets (50), Linden, Calif., '88-89
 Dallas Perry, mgr, '80
 Jerome Perry (25), Louisville, '69-70, '72
 Steffphon Pettigrew (30), Elizabethtown, '08-11
 Darnell Phillips (23), '82
 Leonard Pitchford, '26
 Hugh Poland, '32-34
 James Powell, mgr, '80, '83
 T.J. Price (52), Slidell, La., '12
 Mike Prince (31), Dearborn, Mich., '77-80

RRRRR

John Rahn (50), Burlington, Iowa, '78-79
 John Ramsey (41), Fern Creek, '38-40
 Bobby Rascoe (45), Owensboro, '60-62
 Chuck Rawlings (15), Elizabethtown, '73-76
 Don "Duck" Ray (96), Madison, Tenn., '42-43, '47-48
 Claude Rayburn (26, 14), Wheatcroft, '38
 John Reckzeh (4, 14, 96), Chicago, Ill., '34-35
 Max Reed (4, 6, 16, 18, 36), Okolona, '35-37
 Mike Reese (20, 30), Hopkinsville, '78-81
 Gene Rhodes (11), Louisville, '49-52
 Ray Rhorer (15), Lexington, '63-65
 Chase Richardson, Elizabethtown, mgr., '07-08
 Raymond Ridley
 Mike Ridley (15), Dawson Springs, '61-62
 Billy Robinson (64), Bowling Green, '38-40
 Chris Robinson (33), Macon, Ga., '93-96
 Derek Robinson (23), Paris, '99-02
 Wassell Rodgers, '29-30
 Randy Roeber (51), '76
 Jeff Rogers (10), Cincinnati, Ohio, '94-95

ALL-TIME LETTERWINNERS

NAME (#), HOMETOWN, YEARS LETTERED

Ty Rogers (5), Eddyville, '05-08
 Jesse Roland (9, 17), Williamstown, '37
 Jim Rose (10), Hazard, '69-71
 Rodney Ross (35), Douglasville, Ga., '88-90
 Tremain Rowles (42), Landover Hills, Md., '99-02
 Glenn Rumble (17), Cynthiana, Ind., '44-45
 Danny Rumph (11), Philadelphia, Pa., '03-05
 John Russell (20), Hardyville, '67-69
 Charlie Ruter (47), New Albany, Ind., '41-43, '47
 Michael Rutledge (40), Centreville, Ala., '85

SSSSS

Harry Saddler (21, 3), Summer Shade, '37-39
 Anthony Sally (2, 55), Richmond, Va., '09-10
 Ron Sanders, Hodgenville, mgr, '67-69
 Panny Sarakatsannie (31), Ft. Thomas, '58-60
 Chris Sawyer, mgr, '92-93
 Bill Scillian (25), Eddyville, '75-76
 Billy Joe Scott (42), Bemis, Tenn., '49-50
 W.A. Scott, '24-25
 Charles Seago, '31-33
 Spence Sheldon (11), Bowling Green, '12
 Earl Shelton (51), Lewisburg, '40-42
 Roland Shelton (20), Decatur, Ga., '87-90
 Lisle Sherrill, '31-32
 Ralph "Buddy" Shrewsbury, Beaver Dam, mgr., '73-74
 Charles Shuffield (25), Ruston, La., '64-65
 Boris Siakam (21), Douala, Cameroon, '05-08
 Casey Simpson (5), Bowling Green, '99
 Jonathan Simpson, '92
 John Earl Sims, '32
 Kenneth Sinkhorn (59), Perryville, '44-45
 Mike Sisk, mgr, '89-91
 A.J. Slaughter (4), Shelbyville, '07-10
 Anthony Smith (25), Atlanta, Ga., '88-89
 Dennis Smith (10), Lexington, '72
 Dick Smith (23), Dalton, Ohio, '51-53
 Doug Smith (33), Bowling Green, '60-62
 Dwight Smith (35), Princeton, '65-67
 George Smith, '24
 Greg Smith (34), Princeton, '66-68
 Jim Smith, mgr, '89-90
 Neel Smith, mgr, '92
 Wilbur Smith, '39-40
 Nigel Snipes (21), Marietta, Ga., '12
 Lester Solomon, '27-28
 Rob Soucy, Pawtucket, R.I., mgr, '95
 Gene Southwood, '43-44
 Patrick Sparks (22), Central City, '02-03
 Wilbur Spatig (51), New Albany, Ind., '39
 Odie "Sleepy" Spears (39), Scottsville, '42, '46-48
 C.C. Spencer, '26
 Art Spoelstra (80), Grand Rapids, Mich., '52-54
 Greg Springfield (23), New York, N.Y., '98
 E.B. Stansbury, '28-30
 Wilson Stemm (19, 5, 59), New Albany, Ind., '37-39
 Marty Stone (12), Hendersonville, Tenn., '92-93
 Victor Strahm, '15
 Frank Stratton, mgr., Oneida, '02-03
 Maurice Strong (25), Memphis, Tenn., '98
 Tony Stroud (25, 12), Chicago, Ill., '72-73
 Gary Sundmacker (10), Metropolis, Ill., '70-71
 Jordan Swing (12), Vestavia Hills, Ala., '10
 Ray Swogger (30), Buffalo, N.Y., '86-87
 Wallace "Buck" Sydnor (77), Olmstead, '41-43

TTTTT

Jude Talbott (44), Bardstown, '58-60
 Charles Taylor, '39-40
 Chuckie Taylor (41), Owensboro, '86
 John Hill Taylor (41), Hartford, '45-46
 Johnny Taylor (30), Cincinnati, Ohio, '82-84
 Paul Taylor, '24-26
 Stefan Taylor, Campbellsville, mgr, '82-85

NAME (#), HOMETOWN, YEARS LETTERED

William L. "Gander" Terry, '25-28
 Lloyd Terry (50), Gary, Ind., '76-77
 Carl Thomas (22), Tampa, Fla., '95-96
 Chris Thomas, mgr., '04
 Don Thomas (23), Elizabethtown, '79
 Harold Thompkins (33, 42), Milledgeville, Ga., '89, '91-92
 Jack Thompson, '26-29
 Isadore "Pop" Thornton (42), Baton Rouge, La., '95-96
 August Throgmorton, '26-28
 Ray Throgmorton, '26
 Jameson Tipping (13), Orangeville, Ont., '10
 Fred Tisdale (34), Russellville, '85-88
 Harry Todd (44), Earlington, '60-62
 Carlisle "Big Boy" Towery (42), Shady Grove, '39-41
 Kurtis Townsend (15), San Jose, Calif., '79-80
 Ralph Townsend (33), Radcliff, '64
 Darryl Travis (31), Eddyville, '83-84
 Trey Trumbo (30), Fayetteville, Ark., '79-80
 Graham Tucker, Madisonville, mgr, '91
 J.D. Tucker, '27
 Jeff Tucker, mgr, '89-90
 Darryl Turner (25), Alexandria, Va., '78
 Jack Turner (39), Bedford, Ind., '49-51, '54

VVVVV

Hans van Rooden, (53), Leiden, Holland, '77
 Paul Vaughn, '30
 Dyke Vest (77), Walton, '51-53
 Charlie Vettiner, '29
 John Vickers, '28-30
 Filip Videnov (1, 13), Kozloduy, Bulgaria, '00-03

WWWWW

Ewell Waddell, mgr, '33
 Calvin Wade (10), Columbus, Ohio, '74-75
 Robert Walden, mgr, '67-69
 Don Waldron (42, 40, 4), Warren, Ohio, '71
 J.E. Walker, '27
 Mike Walker (23), Macon, Ga., '06-09
 Paul Walker, '32-34
 Frank Wallace (98), Atlanta, Ga., '53
 Frank Wallheiser (98), Shelbyville, Tenn., '50-51
 Mark Wallheiser, mgr, '73
 Jerry Walsh, (34), Louisville, '69
 Jed Walters (54), Owensboro, '38-40
 Edwin Ward, '24-25
 Herb Ward, '24-26
 Mike Warner (35), Tallahassee, Fla., '74-76
 George Warren (10), Seabee, '59, '61
 Jack Washington (34, 55), Bainbridge, Ga., '79-80
 Norman Weaver (24), Scottsville, '66-68
 Mike Wells (15), Guthrie, Ky., '01-04
 John Wethington, Columbia, mgr, '85-87
 Tom Wethington, Columbia, '84
 B.J. White, '24-25
 W.W. White, '24-25
 Percy White (50), Oxon Hill, Md., '80-83
 Richard White (10), Scottsville, '51-53
 Jerry Whitsell (17), Evansville, Ind., '54-55
 Jesse Whitt, mgr., '93-94
 Elgrace Wilborn (15), Springfield, Ohio, '05-06
 Hugh Wilhite (23), Calhoun, '61-62
 Kevin Willard (13), Bowling Green, '94
 Larry Williams, mgr, '65-68
 Nate Williams (30), Raleigh, N.C., '00-03
 Rob Williams (3), Johnson City, Tenn., '96
 Brian Wilson, mgr., '09
 Mike Wilson (3), Stone Mountain, Ga., '89
 Tony Wilson (33), Lexington, '80-83
 Anthony Winchester (10), Austin, Ind., '03-06
 Arnold Winkenhofner, '26-28
 Chuck Witt (22), Cincinnati, Ohio, '71-73
 Roger Woodward (63), Wilmore, '40-41
 L.B. Woosley, '30

NAME (#), HOMETOWN, YEARS LETTERED

Kellar Works (34), Cynthiana, '64-65
 Rick Wray (35), Hickman, '79-80
 Kenneth Wright, mgr, '58-59

ZZZZZ

Todd Ziegler (40), Louisville, '88-89
 Vinny Zollo (41), Winchester, Ky., '12

Note: This list is in the process of being updated to include all information. We welcome added information on hometown and numbers worn. Contact WKU Athletic Media Relations at (270) 745-4298 or e-mail sports.information@wku.edu. Thank you!

AAAAA

Forest "Frosty" Able – graduate assistant, 1963-64
 Murray Arnold – head coach, 1987-90
 J.L. Arthur – head coach, 1914-16
 Mike Ayersman – graduate manager, 2001

BBBBB

Kevin Baggett – assistant, 1999-00
 Ralph Baker – assistant, 1972-74
 Neill Berry – graduate assistant, 2006-07; assistant, 2008
 Anthony Bowles – graduate assistant, 1984
 Bobby Bowman – associate coach, 1986-89
 David Boyden – assistant, 2009-10, 2012-present
 Eck Branham – freshman coach, 1959-60
 Lawrence Brenneman – assistant, 2009-present
 Wayne Brooks – assistant, 1993
 Bobby Brown – assistant, 1988-90
 Ron Brown – associate coach, 1998
 Cypheus Bunton – assistant, 2005-08

CCCCC

Frank Cardwell – graduate assistant, 1969
 Dwane Casey – assistant, 1981, '83-86
 Scott Cherry – assistant, 2008
 Jim Christian – assistant, 1991-92, 1995
 David Clark – volunteer assistant, 1983-84
 Jerome Countee – graduate assistant, 1987-89
 Tom Crean – assistant, 1991-92; associate coach, 1993-94
 Charles Cunningham – assistant, 1989-92
 Phil Cunningham – assistant, 2013-present
 Glynn Cyprien – assistant, 1995

DDDDD

Michael DeCello – assistant, 1990
 Benny Dees – assistant, 1972-73
 Peter Dees – graduate assistant, 1972-73
 E.A. Diddle – head coach, 1923-64

EEEEE

Allen Edwards – assistant, 2011
 Don "Wave" Evans – graduate assistant, 1982; volunteer assistant, 1982-83; assistant, 1985-86

FFFFF

David Farrar – assistant, 1984-86
 Kerry Farrar – graduate assistant, 1980-81; assistant, 1982
 Dennis Felton – head coach, 1999-03
 Robert J. Francis – assistant, 1931-35

HHHHH

Ray Harper – assistant, 2009-12; head coach, 2012-present
 Hank Harris – assistant, 1987-88
 Clem Haskins – assistant, 1978-80; head coach, 1981-86
 Allan Hatcher – assistant, 1990
 Pete Herrmann – assistant, 1999-00; associate coach, 2001-03
 Ray Hite – assistant, 1979-83
 Finis Home – graduate assistant, 1968
 Darrin Horn – assistant, 1996-97; head coach, 2004-08
 Greg Horn – assistant, 1991-92
 Ted Hornback – assistant, 1939-64

JJJJJ

Bobby Jones – assistant, 1993-94

KKKKK

Gene Keady – head coach, 1979-80
 Matt Kilcullen – head coach, 1995-98
 Dan King – freshman coach, 1963-64

LLLLL

Robbie Laing – assistant, 1987
 Hosea Lewis – assistant, 1998
 Joe Lightfoot – assistant, 1994

MMMMM

Jim Marion – graduate assistant, 1973-74
 Ken McDonald – assistant, 1999-03; head coach, 2009-12
 Donnie McFarland – assistant, 1981, '84
 Archie Miller – assistant, 2004
 George Morgan – assistant, 1996-97
 Jake Morton – assistant, 2012

NNNNN

Bob Nylin – graduate assistant, 1973-74

OOOOO

John Oldham – head coach, 1965-71

PPPPP

Paul Peck – assistant, 1990
 Mike Pollio – graduate assistant, 2013-present

RRRRR

Bobby Rascoe – assistant, 1975-78
 Gene Rhodes – assistant, 1965-67
 Jim Richards – assistant, 1969-71; head coach, 1972-78
 John Ruby – graduate assistant, 1977-78

SSSSS

Paul Sanderford – assistant, 2004-07
 Roger Schnepf – assistant, 1980
 Al Seibert – assistant, 1995-98
 William Small – assistant, 2004-05
 L.T. Smith – head coach, 1921-22
 Steve Sorrell – graduate assistant, 1985
 E.B. "Ed" Stansbury – assistant, 1935-39
 Luke Strege – graduate manager, 2002-03
 Jeff Strohm – assistant, 2006-07
 Wallace "Buck" Sydnor – assistant, 1965-71

TTTTT

W.L. "Gander" Terry – assistant, 1929-31
 Art Tolis – assistant, 1974
 Bert Tucker – graduate manager, 2000; assistant, 2001-03

UUUUU

Ralph Underhill – graduate manager, 1964-65

VVVVV

Brett Vana – graduate manager, 1999
 Lanny Van Eman – assistant, 1975-78

WWWWW

Bruce Weber – graduate assistant, 1980
 Kip Wellman – graduate assistant, 2010-12
 Ralph Willard – head coach, 1991-94
 Anthony Winchester – graduate assistant, 2009-10
 George Whitaker – assistant, 1984

FOREST "FROSTY" ABLE ('56)

Syracuse Nationals (drafted 1956, active 1956-57)

KAREEM ABDUL-JABBAR ('99)

Los Angeles Stars (signee 2004)

WALKER BANKS ('70)

Pittsburgh Condors (signee 1970, active 1970-71); New York Knicks (drafted 1970 — 9th round, 17th pick; 153rd overall)

JOHNNY BRITT ('76)

Cleveland Cavaliers (drafted 1976 — 7th round, 16th pick; 120th overall)

BILL BRYANT ('80)

Philadelphia 76ers (signee 1980 — 4th round, 16th pick; 85th overall)

CYPHEUS BUNTON ('94)

Roanoke Dazzle (active 2002-03)

DAREL CARRIER ('64)

St. Louis Hawks (drafted 1964 — 9th round, 4th pick; 76th overall); Kentucky Colonels (active 1967-72); Memphis Sounds (active 1971-72)

GARY CARVER ('84)

Indiana Pacers (drafted 1984 — 10th round, 1st pick; 213th overall)

BUDDY CATE ('50)

Philadelphia Warriors (drafted 1950 — team's 3rd pick)

WAYNE CHAPMAN ('68)

Kentucky Colonels (drafted 1968 — 1st round; active 1968-70); Denver Rockets (active 1970-71); Indiana Pacers (active 1970-72); Philadelphia 76ers (drafted 1967 — 16th round, 4th pick; 156th overall); Baltimore Bullets (drafted 1968 — 9th round, 4th pick; 110th overall)

RALPH CROSTHWAITE ('59)

Detroit Pistons (drafted 1958 — 4th round, 3rd pick; 27th overall); Boston Celtics (drafted 1959 — 3rd round, 8th pick; 24th overall)

STEVE CUNNINGHAM ('66)

Cincinnati Royals (drafted 1966 — 6th round, 6th pick; 56th overall)

BOB DANIELS ('57)

Cincinnati Royals (drafted 1957 — 8th round, 1st pick; 56th overall)

NIGEL DIXON ('04)

Orlando Magic (signee 2004); Detroit Pistons (signee 2004); Denver Nuggets (signee 2005); Fayetteville Patriots (drafted 2005 — 1st round, 2nd pick; active 2005-06); Sioux Falls Skyforce (signee 2007)

JERRY DUNN ('72)

Kentucky Colonels (drafted 1972); Seattle SuperSonics (drafted 1972 — 7th round, 10th pick; 107th overall)

JEREMY EVANS ('10)

Utah Jazz (drafted 2010 — 2nd round, 25th pick, 55th overall; active 2010-present)

TELLIS FRANK ('87)

Golden State Warriors (drafted 1987 — 1st round, 14th pick; active 1987-90); Miami Heat (active 1989-90); Minnesota Timberwolves (active 1994-95); Cleveland Cavaliers (active 1995-96)

DEE GIBSON ('48)

Tri-Cities Blackhawks (drafted 1948, active 1948-50); Minneapolis Lakers (drafted 1948)

RIP GISH ('51)

Boston Celtics (drafted 1951 — 5th round, 7th pick; 47th overall)

JOHNNY GIVENS ('50)

Sheboygan Redskins (drafted 1950 — team's 6th pick); Kentucky Colonels (head coach 1967-68)

CLARENCE GLOVER ('71)

Boston Celtics (drafted 1971 — 1st round, 10th pick; active 1971-72); Indiana Pacers (drafted 1971 — 5th round)

CLEM HASKINS ('67)

Chicago Bulls (drafted 1967 — 1st round, 3rd pick; active 1967-70); Phoenix Suns (active 1970-74); Washington Bullets (active 1974-76); Kentucky Colonels (drafted 1967 — 2nd round)

KANNARD JOHNSON ('87)

Cleveland Cavaliers (drafted 1987 — 2nd round, 18th pick; 41st overall; active 1987-88)

BUTCH KAUFMAN ('68)

Kentucky Colonels (drafted 1968 — 18th round)

DAN KING ('54)

Baltimore Bullets (signee 1954, active 1954-55)

BOB LAVOY ('50)

Indianapolis Olympians (drafted 1950 — 1st round, active 1950-53); Milwaukee Hawks (active 1953-54); Syracuse Nationals (active 1953-54)

OWEN LAWSON ('58)

New York Knicks (drafted 1958 — 7th round, 4th pick; 52nd overall)

COURTNEY LEE ('08)

Boston Celtics (active 2013-present); Houston Rockets (active 2010-12); New Jersey Nets (active 2009-10); Orlando Magic (drafted 2008 — 1st round, 22nd pick; active 2008-09)

CHRIS MARCUS ('03)

Denver Nuggets (signee 2003)

TOM MARSHALL ('54)

Rochester Royals (drafted 1954 — 1st round, 7th pick; active 1956-57); Detroit Pistons (active 1957-58); Cincinnati Royals (active 1957-58, head coach 1958-60)

CLARENCE MARTIN ('87)

Utah Jazz (drafted 1987 — 3rd round, 15th pick; 61st overall)

CRAIG MCCORMICK ('82)

Los Angeles Lakers (drafted 1982 — 4th round, 21st pick; 90th overall)

JIM MCDANIELS ('71)

Carolina Cougars (active 1971-72); Seattle SuperSonics (drafted 1971 — 2nd round, 6th pick; 23rd overall; active 1971-74); Los Angeles Lakers (active 1975-76); Kentucky Colonels (active 1975-76); Buffalo Braves (active 1977-78); Utah Stars (drafted 1971 — 2nd round)

ORAN MCKINNEY ('48)

Baltimore Bullets (drafted 1948)

DARNELL MEE ('93)

Golden State Warriors (drafted 1993 — 2nd round, 7th pick; 34th overall); Denver Nuggets (active 1993-95); Charlotte Hornets (1997)

JOHN MILLS ('41)

Cleveland (active 1944-46); Pittsburgh Ironmen (active 1946-47)

MIKE ODEMNS ('75)

Cleveland Cavaliers (drafted 1975 — 5th round, 10th pick; 82nd overall); Denver Nuggets (drafted 1975 — 7th round)

JOHN OLDHAM ('49)

Ft. Wayne Pistons (drafted 1949 — 2nd

round, active 1949-51)

CHARLIE OSBORNE ('61)

Syracuse Nationals (drafted 1961 — 3rd round, 5th pick; 28th overall; active 1961-62)

CHARLES PARSLEY ('49)

Philadelphia Warriors (active 1949-50)

JEROME PERRY ('72)

Kentucky Colonels (drafted 1971 — 14th rd); Seattle SuperSonics (drafted 1971 — 11th round, 5th pick; 173rd overall)

BOBBY RASCOE ('62)

Kentucky Colonels (active 1967-70); New York Knicks (drafted 1962 — 3rd round, 2nd pick; 20th overall)

DON RAY ('48)

Tri-Cities Blackhawks (drafted 1948, active 1948-50); Philadelphia Warriors (drafted 1948 — 1st round)

GENE RHODES ('52)

Indianapolis Olympians (drafted 1952, active 1952-53); Kentucky Colonels (head coach 1967-71)

CHRIS ROBINSON ('96)

Vancouver Grizzlies (drafted 1996 — 2nd round, 22nd pick; 51st overall; active 1996-97); Sacramento Kings (active 1997-99); Charleston Lowgators (drafted (supplemental 2001 — 2nd round, 11th overall; active 2001-02); Huntsville Flight (active 2002-03)

JIM ROSE ('71)

Boston Celtics (drafted 1971 — 2nd round, 11th pick; 28th overall); Memphis Tams (drafted 1971 — 2nd round)

DWIGHT SMITH ('67)

Los Angeles Lakers (drafted 1967 — 3rd round, 4th pick; 23rd overall); Kentucky Colonels (drafted 1967 — 3rd round)

GREG SMITH ('68)

Milwaukee Bucks (drafted 1968 — 4th round, 14th pick; 50th overall, active 1968-72); Houston Rockets (active 1971-72); Portland Trail Blazers (1972-76); Kentucky Colonels (drafted 1968 — 10th round; drafted 1974)

ODIE SPEARS ('48)

Chicago Stags (drafted 1948, active 1948-50); Rochester Royals (active 1951-55); Ft. Wayne Pistons (active 1955-57); St. Louis Hawks (active 1956-57)

ART SPOELSTRA ('54)

Rochester Royals (drafted 1954 — 4th round, 7th pick; 34th overall; active 1954-57); Minneapolis Lakers (active 1957-58); New York Knicks (active 1957-58)

BUCK SYDNOR ('43)

Chicago Stags (active 1946-47)

CARLISLE TOWERY ('40)

Ft. Wayne Pistons (active 1941-45, 1946-49); Indianapolis Jets (active 1948-49); Baltimore Bullets (active 1949-50)

JACK TURNER ('54)

New York Knicks (drafted 1954 — 1st round, 8th pick; active 1954-55)

DICK WHITE ('53)

Ft. Wayne Pistons (drafted 1953)

TONY WILSON ('83)

Seattle SuperSonics (drafted 1983 — 6th round, 16th pick; 132nd overall)

ANTHONY WINCHESTER ('06)

Dodge City Legend (drafted 2006)

CHUCK WITT ('73)

Kentucky Colonels (drafted 1973 — 3rd round)