



NCAA CHAMPIONSHIPS

03/09/2013

RIKERT NORDIC CENTER

TEAM RESULTS

Team	XC Day 1		Alp Day 1		XC Day 2		Alp Day 2		Total		Team Total
	Men	Women	Men	Women	Men	Women	Men	Women	Men	Women	
1 UNIVERSITY OF COLORADO	91	102	75	100	73	125	82	59	321.5	386.5	708.0
2 UNIVERSITY OF UTAH	87	98	67	97	133	51	45	86	333.0	332.0	665.0
3 UNIVERSITY OF VERMONT	67	95	115	112	34	55	91	84	307.0	346.0	653.0
4 UNIVERSITY OF DENVER	54	63	98	112	59	86	55	101	267.0	362.0	629.0
5 DARTMOUTH COLLEGE	85	102	23	53	90	99	51	90	249.5	344.5	594.0
6 UNIVERSITY OF NEW MEXICO	74	62	89	55	63	64	91	78	317.0	259.0	576.0
7 UNIV OF ALASKA ANCHORAGE	108	80	52	34	58	68	52	41	270.5	223.0	493.5
8 UNIVERSITY OF NEW HAMPSHIRE	27	36	106	59	5	66	95	67	233.5	228.0	461.5
9 MONTANA STATE UNIVERSITY	48	49	47	56	63	59	51	49	209.0	213.0	422.0
10 MIDDLEBURY COLLEGE	53	42	52	31	42	13	103	21	250.0	107.0	357.0
11 NORTHERN MICHIGAN UNIV	54	57	0	0	83	84	0	0	137.0	141.0	278.0
12 WILLIAMS COLLEGE	10	17	0	33	36	14	0	33	46.0	97.0	143.0
13 COLBY COLLEGE	0	0	35	8	0	0	64	25	99.0	33.0	132.0
14 UNIV OF ALASKA FAIRBANKS	37	15	0	0	26	25	0	0	63.5	40.0	103.5
15 ST LAWRENCE UNIVERSITY	10	0	29	14	3	0	7	26	49.0	40.0	89.0
16 BATES COLLEGE	0	3	0	20	2	8	0	24	2.5	55.0	57.5
17 HARVARD UNIVERSITY	0	0	0	22	0	0	0	17	0.0	39.0	39.0
18 UNIVERSITY OF ME -PRESQUE	15	0	0	0	23	0	0	0	38.0	0.0	38.0
19 COLLEGE OF ST SCHOLASTICA	1	1	0	0	29	4	0	0	30.0	5.0	35.0
20 ST MICHAELS COLLEGE	0	0	11	0	0	0	13	0	24.0	0.0	24.0
21 BOWDOIN COLLEGE	0	0	0	0	0	1	0	0	0.0	1.5	1.5

Alpine Leaders: 1) UNIVERSITY OF VERMONT 402 2) UNIVERSITY OF DENVER 366 3) UNIVERSITY OF NEW HAMPSHIRE 327 4) UNIVERSITY OF COLORADO 317 5) UNIVERSITY OF NEW MEXICO 313 Women Leaders 1) UNIVERSITY OF DENVER 213 2) UNIVERSITY OF VERMONT 133 Men Leaders 1) UNIVERSITY OF VERMONT 206 2) UNIVERSITY OF NEW HAMPSHIRE 153

Nordic Leaders 1) UNIVERSITY OF COLORADO 391 2) DARTMOUTH COLLEGE 376 3) UNIVERSITY OF UTAH 369 4) UNIV OF ALASKA ANCHORAGE 314 5) NORTHERN MICHIGAN UNIV 278 Women Leaders 1) UNIVERSITY OF COLORADO 227 2) DARTMOUTH COLLEGE 148 Men Leaders 1) UNIVERSITY OF UTAH 220 2) DARTMOUTH COLLEGE 137



NCAA CHAMPIONSHIPS
WOMEN'S GIANT SLALOM

OFFICIAL RESULTS

03/06/2013

TECHNICAL DATA

COURSE NAME

TD	JILL FIRSTBROOK	(USA)	START ELEV.	799 m
REFEREE	PETER WELCH	(USA)	FINISH ELEV.	549 m
CHIEF OF RACE	TED DUNN	(USA)	VERTICAL DROP	250 m
COURSE SETTERS		CHIP KNIGHT	(DAR)	JOSIAH DOWNING (UNM)

1st RUN



































2nd RUN

39/38	GATES	38/37
08:30	START TIME	10:45

WEATHER: OVERCAST

SNOW: PACKED POWDER

START: -3C FINISH: -2C

PL	BIB	COMPETITOR	TEAM	T I M E			P O I N T S	
				1st	2nd	Total	RACE	TEAM
1	9	HAUGEN, Kristine	DU 	1:02.71	1:01.89	2:04.60	0.00	50.0
2	8	WALES, Brooke	CU 	1:03.74	1:02.19	2:05.93	9.29	47.0
3	6	RIIS-JOHANNESSEN, Kr	UVM 	1:03.34	1:02.68	2:06.02	9.91	44.0
4	5	ROVE, Kristiina	UU 	1:03.41	1:02.99	2:06.40	12.57	41.0
5	2	RYLEY, Kate	UVM 	1:03.49	1:03.22	2:06.71	14.73	39.0
6	22	KOBAL, Ana	UU 	1:04.59	1:02.67	2:07.26	18.57	37.0
7	7	DELANEY, Devin	DU 	1:04.07	1:03.44	2:07.51	20.32	35.0
8	17	LONZA, Geordie	WIL 	1:04.76	1:02.92	2:07.68	21.51	33.0
9	11	SACKBAUER, Mary	MID 	1:04.81	1:03.22	2:08.03	23.95	31.0
10	26	GROSVOLD, Thea	CU 	1:04.82	1:03.23	2:08.05	24.09	30.0
11	4	TERWIEL, Elli	UVM 	1:03.84	1:04.32	2:08.16	24.86	29.0
12	19	KANTOR, Jenna	UNH 	1:04.72	1:03.45	2:08.17	24.93	28.0
13	20	CARROLL, Tianda	DU 	1:04.40	1:03.78	2:08.18	25.00	27.0
14	29	KIKUT, Sara	DAR 	1:05.08	1:03.24	2:08.32	25.97	25.5
14	12	MCBROOM, Kelly	MSU 	1:04.62	1:03.70	2:08.32	25.97	25.5
16	18	HONKONEN, Jessica	CU 	1:04.80	1:03.53	2:08.33	26.04	23.5
16	10	IRWIN, Stephanie	MSU 	1:04.82	1:03.51	2:08.33	26.04	23.5
18	3	NADLER, Rebecca	HAR 	1:04.93	1:03.93	2:08.86	29.74	22.0
19	13	TESCHNER, Randa	UNH 	1:05.10	1:03.80	2:08.90	30.02	21.0
20	24	ROBNIK, Mateja	UNM 	1:05.75	1:03.26	2:09.01	30.79	20.0
21	1	DUPRATT, Jaime	UU 	1:05.64	1:03.47	2:09.11	31.49	19.0
22	32	HOSTETTER, Mary Rach	UNM 	1:05.73	1:03.49	2:09.22	32.26	18.0
23	16	WILLIAMS, Kate	UNM 	1:05.39	1:03.92	2:09.31	32.89	17.0
24	15	FUCIGNA, Abigail	DAR 	1:05.09	1:04.23	2:09.32	32.96	16.0
25	28	BERECZ, Anna	UAA 	1:05.63	1:04.21	2:09.84	36.59	15.0
26	25	DURHAM, Ashley Kate	SLU 	1:05.89	1:04.09	2:09.98	37.57	14.0
27	14	BERTHER, Vanessa	UAA 	1:06.01	1:04.03	2:10.04	37.98	13.0
28	21	KISTLER, Lizzie	DAR 	1:05.96	1:04.13	2:10.09	38.33	12.0
29	33	ROCKWELL, Anne	BAT 	1:05.89	1:04.32	2:10.21	39.17	11.0
30	27	BLANCHARD, Catherine	UNH 	1:06.15	1:04.22	2:10.37	40.29	10.0
31	23	DUNLEAVY, Avril	BAT 	1:06.12	1:04.56	2:10.68	42.45	9.0
32	31	ROBERTS, Cassady	CBC 	1:06.16	1:05.10	2:11.26	46.50	8.0
33	34	RIOPELLE, Marissa	MSU 	1:06.76	1:04.58	2:11.34	47.06	7.0
34	30	HOOG-FRY, Kayla	UAA 	1:08.30	1:05.80	2:14.10	66.33	6.0





NCAA CHAMPIONSHIPS
MEN'S GIANT SLALOM

OFFICIAL RESULTS

03/06/2013

TECHNICAL DATA

COURSE NAME

TD	JILL FIRSTBROOK	(USA)	START ELEV.	799 m
REFEREE	PETER WELCH	()	FINISH ELEV.	549 m
CHIEF OF RACE	TED DUNN	(USA)	VERTICAL DROP	250 m
		1st RUN		2nd RUN
COURSE SETTERS	JAKA KORENCAN	(UU)	STEVE BARTLETT	(MID)

38/37 GATES 39/38

13:00 START TIME 15:00

WEATHER: OVERCAST

SNOW: PACKED POWDER

START: -1C FINISH: 0C

PL	BIB	COMPETITOR	TEAM	T I M E			P O I N T S	
				1st	2nd	Total	RACE	TEAM
1	5	NORDBOTTEN, Jonathon	UVM	1:02.50	1:00.62	2:03.12	0.00	50.0
2	9	ELLIOT, Jeremy	UU	1:01.94	1:01.24	2:03.18	0.42	45.5
2	25	OLIVER, Coley	UNH	1:02.32	1:00.86	2:03.18	0.42	45.5
4	6	ACOSTA, Christopher	UNM	1:02.60	1:00.68	2:03.28	1.13	41.0
5	3	HIGGINS, Sean	UVM	1:02.85	1:00.72	2:03.57	3.18	39.0
6	15	VEST-BURTON, Taylor	UNH	1:02.34	1:01.26	2:03.60	3.39	37.0
7	1	PHILP, Trevor	DU	1:03.00	1:00.84	2:03.84	5.09	35.0
8	14	MARNO, Max	DU	1:02.28	1:01.61	2:03.89	5.44	33.0
9	18	ADDE, Andreas	UAA	1:02.82	1:01.08	2:03.90	5.51	30.5
9	12	LYSDAHL, Espen	DU	1:02.75	1:01.15	2:03.90	5.51	30.5
11	31	SCOTT, Graham	SLU	1:02.72	1:01.19	2:03.91	5.58	29.0
12	26	GUNNARSSON, Henrik	CU	1:03.07	1:00.90	2:03.97	6.01	27.5
12	20	HAUG, Andreas Willum	CU	1:03.33	1:00.64	2:03.97	6.01	27.5
14	7	DAWSON, Travis	UVM	1:02.44	1:01.56	2:04.00	6.22	26.0
15	8	BANSMER, Michael	UNM	1:03.02	1:01.01	2:04.03	6.43	25.0
16	11	COFFEY, Sam	UNH	1:02.93	1:01.22	2:04.15	7.28	24.0
17	28	RASANEN, Joonas	UNM	1:03.69	1:00.62	2:04.31	8.41	23.0
18	10	TROW, Andy	UU	1:02.80	1:01.52	2:04.32	8.48	22.0
19	17	ROBERTS, Hig	MID	1:03.52	1:00.90	2:04.42	9.19	21.0
20	22	HIETANEN, Kasper	CU	1:02.93	1:01.67	2:04.60	10.46	20.0
21	2	DONALDSON, David	MID	1:02.71	1:01.90	2:04.61	10.53	19.0
22	19	MASSIE, Marc	CBC	1:03.71	1:01.01	2:04.72	11.31	18.0
23	30	MACKIE, Michael	MSU	1:03.08	1:01.88	2:04.96	13.00	17.0
24	32	MONSEN, Sam	MSU	1:03.25	1:01.78	2:05.03	13.50	16.0
25	24	HARMANEN, Niko	UAA	1:03.88	1:01.23	2:05.11	14.06	15.0
26	4	RADFORD, Michael	MSU	1:03.55	1:01.75	2:05.30	15.40	14.0
27	23	BLACK, Hunter	DAR	1:02.87	1:02.51	2:05.38	15.97	13.0
28	13	MCNEALUS, Andrew	MID	1:03.49	1:02.29	2:05.78	18.80	12.0
29	29	SANDELL, Fredrik	SMC	1:03.67	1:02.18	2:05.85	19.29	11.0
30	21	MORSE, Ben	DAR	1:04.31	1:01.77	2:06.08	20.92	10.0
31	33	MARSHALL, Craig	CBC	1:03.94	1:02.15	2:06.09	20.99	9.0
32	27	RYAN, Jim	CBC	1:04.65	1:01.57	2:06.22	21.91	8.0
33	34	GAGNON, Cedrik	UAA	1:04.43	1:02.50	2:06.93	26.92	7.0





NCAA CHAMPIONSHIPS







































MEN'S 10K CLASSIC

OFFICIAL RESULTS

03/07/2013

TECHNICAL DATA

TD	SALLY JONES	(USA)			
CHIEF OF RACE	NATE BURT	(USA)	HD	46 m	TEMP
JURY MEMBERS	BUD FISHER	(WIL)	MC	40 m	AIR: 0
	FREDRIK LANDSTEDT	(UNM)	TC	306 m	SNOW 0

PL	BIB	NAME	TEAM		TIME	PTS
1	35	OEDEGAARD, Rune	CU		26:00.2	50.0
2	33	RESALAND, Mats	UNM		26:05.4	47.0
3	9	BRANNMARK, Viktor	UAA		26:28.5	44.0
4	30	LUSTGARTEN, Benjamin C	MID		26:32.6	41.0
5	32	TALBOT, Silas	DAR		26:36.8	39.0
6	38	HAVLICK, Miles	UU		26:46.2	36.0
6	36	PATTERSON, Scott	UVM		26:46.2	36.0
8	17	MOLGAARD-NIELSEN, Lasse	UAA		26:50.6	33.0
9	29	EBNER, Lukas	UAA		26:51.3	31.0
10	37	SODERMAN, Erik	NMU		26:56.5	30.0
11	23	NORRIS, David	MSU		27:01.0	29.0
12	40	TARLING, Sam	DAR		27:04.7	28.0
13	26	DOUGHERTY, Andrew	DU		27:05.5	26.5
13	31	ULSUND, Einar	UU		27:05.5	26.5
15	21	PERSSON, Niklas	UU		27:07.2	25.0
16	14	MARKSET, Trygve	DU		27:08.4	24.0
17	27	HANNEMAN, Logan	UAF		27:10.2	23.0
18	11	HOYE, Andreas	CU		27:12.3	22.0
19	5	OTTO, Christian	UNM		27:13.3	21.0
20	25	GRAV, Joergen	UVM		27:16.0	20.0
21	34	NORDSTROEM, Gustav	CU		27:32.5	19.0
22	28	LACY, Scott	DAR		27:35.3	18.0
23	16	BRATRUD, Kyle M	NMU		27:36.6	17.0
24	19	MADDEN, Patrick	MSU		27:40.9	16.0
25	12	FOSNAES, Eirik	UMPI		27:41.9	15.0
26	18	LINDGREN, Per	UNH		27:44.5	14.0
27	15	LINDGREN, Erik	UNH		27:49.1	13.0
28	2	COBB, Austin	MID		27:51.8	12.0
29	20	BROWN, Rogan S	UVM		27:55.0	11.0
30	10	MENG, Austin	SLU		27:55.8	10.0
31	13	LOFFLER, Jonas	UAF		28:13.6	9.0
32	4	HOENIG, Isaac	WIL		28:14.4	8.0
33	6	CARTWRIGHT, George W	NMU		28:16.2	7.0
34	3	PRESTSAETER, Sjur	UNM		28:18.9	6.0
35	39	FEHRENBACH, Michael	UAF		28:19.7	5.0
36	1	SOERLUND, Kristian	DU		28:21.9	4.0
37	8	REINKING, Tyler	MSU		28:26.3	3.0
38	22	WICHERSKI, Will	WIL		28:39.3	2.0
39	24	HECKER, Jeremy	CSS		28:41.4	1.0
40	7	BUETOW, Jordan	BAT		28:57.1	0.5











































NCAA CHAMPIONSHIPS
WOMEN'S 5K CLASSIC

OFFICIAL RESULTS

03/07/2013

TECHNICAL DATA

TD	SALLY JONES	(USA)			
CHIEF OF RACE	NATE BURT	(USA)	HD	46 m	TEMP
JURY MEMBERS	KEVIN SWEENEY	(UU)	MC	40 m	AIR: 0
	CHAD SALMALA	(CSS)	TC	153 m	SNOW 0

PL	BIB	NAME	TEAM		TIME	PTS
1	37	GRUBER, Anja	UVM		15:31.1	50.0
2	40	O'CONNELL, Mary	DAR		15:42.2	47.0
3	38	DUSSER, Marine	UAA		15:43.0	44.0
4	39	REID, Joanne	CU		15:44.2	41.0
5	21	STOREY, Sloan	UU		16:02.1	39.0
6	36	NORDSTROEM, Maria	CU		16:03.3	37.0
7	35	HART, Annie	DAR		16:04.1	35.0
8	20	DAVIND-MALM, Linda	UVM		16:05.7	33.0
9	26	BENUM, Silje	DU		16:10.0	31.0
10	10	SVENDSEN, Anna	UU		16:17.1	30.0
11	31	KEMP, Rose	UU		16:19.2	29.0
12	23	SPRECHER, Patrica	UAA		16:19.9	28.0
13	3	CHAUVET, Clara	UNM		16:20.7	27.0
14	19	YEATON, Jessica	MSU		16:21.6	26.0
15	34	CIRELLI, Mary Kate	NMU		16:22.9	25.0
16	30	HAJKOVA, Eliska	CU		16:24.5	24.0
17	29	CAPPEL, Makayla	DU		16:27.1	23.0
18	33	POKORNY, Annie	MID		16:27.5	22.0
19	8	LIOTTA, Anne	MSU		16:35.6	21.0
20	22	STOCK, Corey	DAR		16:36.8	20.0
21	14	KLAESSON, Linn	UNM		16:39.1	19.0
22	28	TAYLOR, Annika	UNH		16:39.2	18.0
23	27	ROSS, Jordyn	NMU		16:39.8	17.0
24	12	NORD, Anni	UNM		16:43.6	16.0
25	32	FRANKOWSKI, Rosie	NMU		16:43.7	15.0
26	15	MOONEY, Heather	MID		16:45.1	14.0
27	2	KNAPP, Christina	WIL		16:45.3	13.0
28	13	MCCLELLAND, Jane	UVM		16:45.7	12.0
29	9	BEAN, Anya	UNH		16:47.4	11.0
30	24	MCPHETRES, Alyson	UAF		16:53.6	10.0
31	17	GILL, Katie	DU		16:59.2	9.0
32	1	SMITH, Karina	UAA		17:04.9	8.0
33	18	GUINEY, Elizabeth	UNH		17:05.3	7.0
34	11	PHINNEY, Kelsey	MID		17:18.6	6.0
35	7	PITNEY, Crystal	UAF		17:21.2	5.0
36	4	MEYERSON, Olivia	WIL		17:22.6	4.0
37	6	GROSSMAN, Hallie	BAT		17:25.4	3.0
38	5	ISABELLA, Smith	MSU		17:31.4	2.0
39	16	AHMED, Sharmila	CSS		17:32.2	1.0
40	25	MILLER, Kaitlynn	BOW		17:57.1	0.5

03/07/2013 01:00:37 PM RIKERT NORDIC CENTER

RESULTS by B.A.R.T.

PAGE 1

NCAA CHAMPIONSHIPS WOMEN'S 5K CLASSIC





NCAA CHAMPIONSHIPS

WOMEN'S SLALOM

OFFICIAL RESULTS

03/08/2013

TECHNICAL DATA

COURSE NAME ROSS

TD JILL FIRSTBROOK (USA) START ELEV. 717 m
 REFEREE PETER WELCH (USA) FINISH ELEV. 564 m
 CHIEF OF RACE TED DUNN (USA) VERTICAL DROP 156 m


































COURSE SETTERS SPARKY ANDERSON (UAA) 1st RUN 2nd RUN
 BILL REICHELDT (UVM)
 54/53 GATES 53/52

09:00 START TIME 11:45

WEATHER: SNOWING

SNOW: PACKED POWDER

START: -3C FINISH: -2C

PL	BIB	COMPETITOR	TEAM	T I M E			P O I N T S	
				1st	2nd	Total	RACE	TEAM
1	2	HAUGEN, Kristine	DU 	48.67	49.30	1:37.97	0.00	50.0
2	3	RIIS-JOHANNESSEN, Kr	UVM 	49.00	49.02	1:38.02	0.31	47.0
3	16	CARROLL, Tianda	DU 	49.48	48.79	1:38.27	1.84	44.0
4	7	KISTLER, Lizzie	DAR 	49.26	49.09	1:38.35	2.33	41.0
5	1	KOBAL, Ana	UU 	49.29	49.13	1:38.42	2.76	39.0
6	8	RYLEY, Kate	UVM 	49.46	49.45	1:38.91	5.76	37.0
7	11	KIKUT, Sara	DAR 	49.64	49.41	1:39.05	6.61	35.0
8	6	LONZA, Geordie	WIL 	49.31	49.77	1:39.08	6.80	33.0
9	9	ROBNIK, Mateja	UNM 	49.28	49.93	1:39.21	7.59	31.0
10	15	TESCHNER, Randa	UNH 	49.27	50.02	1:39.29	8.08	30.0
11	5	ROVE, Kristiina	UU 	49.87	49.68	1:39.55	9.68	29.0
12	19	BLANCHARD, Catherine	UNH 	49.96	49.81	1:39.77	11.02	28.0
13	14	WILLIAMS, Kate	UNM 	49.97	50.42	1:40.39	14.82	27.0
14	27	DURHAM, Ashley Kate	SLU 	50.94	49.47	1:40.41	14.94	26.0
15	25	ROBERTS, Cassady	CBC 	51.44	49.25	1:40.69	16.66	25.0
16	4	HONKONEN, Jessica	CU 	50.21	50.57	1:40.78	17.21	24.0
17	26	MCBROOM, Kelly	MSU 	51.28	49.77	1:41.05	18.86	23.0
18	22	WALES, Brooke	CU 	51.01	50.15	1:41.16	19.54	22.0
19	23	SACKBAUER, Mary	MID 	51.50	49.83	1:41.33	20.58	21.0
20	18	HOSTETTER, Mary Rach	UNM 	50.44	51.16	1:41.60	22.23	20.0
21	12	HOOG-FRY, Kayla	UAA 	50.89	50.80	1:41.69	22.78	19.0
22	24	DUPRATT, Jaime	UU 	51.92	49.85	1:41.77	23.27	18.0
23	29	NADLER, Rebecca	HAR 	51.45	50.34	1:41.79	23.39	17.0
24	21	ROCKWELL, Anne	BAT 	51.34	50.54	1:41.88	23.95	16.0
25	30	IRWIN, Stephanie	MSU 	51.64	50.43	1:42.07	25.11	15.0
26	33	FUCIGNA, Abigail	DAR 	51.65	50.54	1:42.19	25.84	14.0
27	20	GROSVOLD, Thea	CU 	51.42	50.78	1:42.20	25.91	13.0
28	34	BERTHER, Vanessa	UAA 	52.31	50.96	1:43.27	32.46	12.0
29	28	RIOPELLE, Marissa	MSU 	52.50	50.84	1:43.34	32.89	11.0
30	32	BERECZ, Anna	UAA 	53.21	50.39	1:43.60	34.48	10.0
31	31	KANTOR, Jenna	UNH 	57.70	52.15	1:49.85	72.76	9.0
32	17	DUNLEAVY, Avril	BAT 	1:16.31	50.84	2:07.15	178.71	8.0
33	10	DELANEY, Devin	DU 	1:31.34	50.46	2:21.80	268.43	7.0



PL	BIB	COMPETITOR	TEAM	T I M E			P O I N T S	
				1st	2nd	Total	RACE	TEAM
		Disqualified 1st Run						
0	13	TERWIEL, Elli	UVM 	53.11	0.00	: 0.00	***.	**





NCAA CHAMPIONSHIPS

MEN'S SLALOM

OFFICIAL RESULTS

03/08/2013

TECHNICAL DATA

NCAA SKIING

TD	JILL FIRSTBROOK	(USA)	COURSE NAME	ROSS	START ELEV.	717 m
REFEREE	PETER WELCH	(USA)			FINISH ELEV.	564 m
CHIEF OF RACE	TED DUNN	(USA)			VERTICAL DROP	156 m
			1st RUN		2nd RUN	
COURSE SETTERS	DANNY NOYES	(CBC)		LUKE PATTERSON	(MSU)	

56/54 GATES 57/55

09:45 START TIME 12:30


WEATHER: SNOWING

SNOW: PACKED POWDER

START: -1C FINISH: 0C

PL	BIB	COMPETITOR	TEAM	T I M E			P O I N T S	
				1st	2nd	Total	RACE	TEAM
1	4	RASANEN, Joonas	UNM	48.09	50.87	1:38.96	0.00	50.0
2	1	DONALDSON, David	MID	47.78	51.46	1:39.24	1.70	47.0
3	15	COFFEY, Sam	UNH	49.13	50.62	1:39.75	4.79	44.0
4	5	NORDBOTTEN, Jonathon	UVM	49.21	50.62	1:39.83	5.27	41.0
5	27	VEST-BURTON, Taylor	UNH	48.89	51.00	1:39.89	5.64	39.0
6	8	ROBERTS, Hig	MID	48.84	51.29	1:40.13	7.09	37.0
7	22	TROW, Andy	UU	49.89	50.29	1:40.18	7.40	35.0
8	3	ACOSTA, Christopher	UNM	48.51	51.77	1:40.28	8.00	32.0
8	16	HIETANEN, Kasper	CU	48.80	51.48	1:40.28	8.00	32.0
10	9	MARNO, Max	DU	49.12	51.29	1:40.41	8.79	30.0
11	6	DAWSON, Travis	UVM	48.75	51.77	1:40.52	9.46	29.0
12	17	BLACK, Hunter	DAR	49.78	50.80	1:40.58	9.82	28.0
13	2	GUNNARSSON, Henrik	CU	49.15	51.61	1:40.76	10.91	27.0
14	25	MASSIE, Marc	CBC	49.67	51.14	1:40.81	11.22	26.0
15	18	MACKIE, Michael	MSU	50.06	51.24	1:41.30	14.19	25.0
16	19	MORSE, Ben	DAR	50.98	50.64	1:41.62	16.13	23.5
16	10	HAUG, Andreas Willum	CU	50.06	51.56	1:41.62	16.13	23.5
18	34	HARMANEN, Niko	UAA	50.54	51.14	1:41.68	16.49	22.0
19	31	HIGGINS, Sean	UVM	49.55	52.45	1:42.00	18.43	21.0
20	29	MARSHALL, Craig	CBC	50.64	51.47	1:42.11	19.10	20.0
21	13	MCNEALUS, Andrew	MID	48.07	54.15	1:42.22	19.77	19.0
22	33	RYAN, Jim	CBC	50.59	51.67	1:42.26	20.01	18.0
23	7	LYSDAHL, Espen	DU	48.64	53.82	1:42.46	21.22	17.0
24	32	GAGNON, Cedrik	UAA	51.37	51.40	1:42.77	23.10	16.0
25	20	RADFORD, Michael	MSU	51.43	51.63	1:43.06	24.86	15.0
26	14	ADDE, Andreas	UAA	49.59	54.09	1:43.68	28.62	14.0
27	23	SANDELL, Fredrik	SMC	51.96	51.75	1:43.71	28.80	13.0
28	11	OLIVER, Coley	UNH	48.32	57.47	1:45.79	41.41	12.0
29	28	MONSEN, Sam	MSU	55.10	52.20	1:47.30	50.57	11.0
30	26	WILSON, Ryan	UU	1:00.01	52.95	1:52.96	84.88	10.0
31	24	BANSMER, Michael	UNM	50.59	1:07.35	1:57.94	115.08	9.0
32	12	PHILP, Trevor	DU	48.53	2:00.25	2:48.78	423.32	8.0
33	21	SCOTT, Graham	SLU	1:01.83	1:56.73	2:58.56	482.62	7.0



PL	BIB	COMPETITOR	TEAM	T I M E			P O I N T S	
				1st	2nd	Total	RACE	TEAM
		Did Not Finish						
0	30	ELLIOT, Jeremy	UU 	50.10	0.00	: 0.00	***.	**





NCAA CHAMPIONSHIPS







































WOMEN'S 15K FS MS

OFFICIAL RESULTS

03/09/2013

TECHNICAL DATA

TD	SALLY JONES	(USA)			
CHIEF OF RACE	NATE BURT	(USA)	HD	46 m	TEMP
JURY MEMBERS	SCOTT JEROME	(UAF)	MC	40 m	AIR: 0
	NATHAN ALSOBROOK	(BOW)	TC	459 m	SNOW 0

PL	BIB	NAME	TEAM		TIME	PTS
1	2	REID, Joanne	CU		38:17.8	50.0
2	4	HAJKOVA, Eliska	CU		38:44.6	47.0
3	7	DUSSER, Marine	UAA		38:45.0	44.0
4	1	O'CONNELL, Mary	DAR		39:18.3	41.0
5	18	BENUM, Silje	DU		39:21.0	39.0
6	10	BEAN, Anya	UNH		39:26.4	37.0
7	6	FRANKOWSKI, Rosie	NMU		39:36.9	35.0
8	19	HART, Annie	DAR		39:42.4	33.0
9	11	KEMP, Rose	UU		39:48.1	31.0
10	12	CAPPEL, Makayla	DU		39:50.0	30.0
11	20	CHAUVET, Clara	UNM		39:52.6	29.0
12	9	NORDSTROEM, Maria	CU		39:57.1	28.0
13	27	LIOTTA, Anne	MSU		39:57.6	27.0
14	34	CIRELLI, Mary Kate	NMU		39:58.1	26.0
15	21	STOCK, Corey	DAR		40:00.2	25.0
16	26	GUINEY, Elizabeth	UNH		40:28.7	24.0
17	17	ROSS, Jordyn	NMU		40:34.5	23.0
18	15	YEATON, Jessica	MSU		40:40.4	22.0
19	22	NORD, Anni	UNM		40:41.6	21.0
20	16	DAVIND-MALM, Linda	UVM		40:43.4	20.0
21	5	GRUBER, Anja	UVM		40:44.7	19.0
22	29	STOREY, Sloan	UU		40:46.7	18.0
23	33	GILL, Katie	DU		41:01.5	17.0
24	28	MCCLELLAND, Jane	UVM		41:02.8	16.0
25	38	SPRECHER, Patrica	UAA		41:04.8	15.0
26	24	KLAESSON, Linn	UNM		41:05.3	14.0
27	14	PITNEY, Crystal	UAF		41:10.7	13.0
28	3	MCPHETRES, Alyson	UAF		41:11.5	12.0
29	37	KNAPP, Christina	WIL		41:13.3	11.0
30	31	ISABELLA, Smith	MSU		41:23.9	10.0
31	40	SMITH, Karina	UAA		41:53.6	9.0
32	32	GROSSMAN, Hallie	BAT		42:08.6	8.0
33	30	PHINNEY, Kelsey	MID		42:19.4	7.0
34	35	MOONEY, Heather	MID		42:19.9	6.0
35	8	TAYLOR, Annika	UNH		42:33.2	5.0
36	25	AHMED, Sharmila	CSS		42:36.8	4.0
37	39	MEYERSON, Olivia	WIL		42:38.2	3.0
38	36	SVENDSEN, Anna	UU		43:11.6	2.0
39	23	MILLER, Kaitlynn	BOW		47:21.8	1.0

Did Not Finish



PL	BIB	NAME	TEAM	TIME	PTS
		Did Not Finish			
		POKORNY, Annie	MID 	: 0.0	





NCAA CHAMPIONSHIPS









































MEN'S 20K FS MS

OFFICIAL RESULTS

03/09/2013

TECHNICAL DATA

TD	SALLY JONES	(USA)			
CHIEF OF RACE	NATE BURT	(USA)	HD	46 m	TEMP
JURY MEMBERS	BECKY WOODS	(BAT)	MC	40 m	AIR: 0
	ANDREW KASTNING	(UAA)	TC	612 m	SNOW 0

PL	BIB	NAME	TEAM		TIME	PTS
1	2	HAVLICK, Miles	UU		50:13.4	50.0
2	4	OEDEGAARD, Rune	CU		50:14.0	47.0
3	9	ULSUND, Einar	UU		50:14.4	44.0
4	3	SODERMAN, Erik	NMU		50:16.0	41.0
5	15	PERSSON, Niklas	UU		50:16.5	39.0
6	12	RESALAND, Mats	UNM		50:16.7	37.0
7	5	TARLING, Sam	DAR		50:18.3	35.0
8	13	LUSTGARTEN, Benjamin C	MID		50:18.6	33.0
9	8	TALBOT, Silas	DAR		50:19.6	31.0
10	6	BRATRUD, Kyle M	NMU		50:22.1	30.0
11	25	HECKER, Jeremy	CSS		50:36.8	29.0
12	33	NORRIS, David	MSU		50:40.3	28.0
13	18	DOUGHERTY, Andrew	DU		50:41.1	27.0
14	24	MARKSET, Trygve	DU		50:41.6	26.0
15	11	REINKING, Tyler	MSU		50:51.6	25.0
16	10	LACY, Scott	DAR		51:00.1	24.0
17	29	FOSNAES, Eirik	UMPI		51:00.8	23.0
18	7	EBNER, Lukas	UAA		51:01.9	22.0
19	32	OTTO, Christian	UNM		51:03.3	21.0
20	30	MOLGAARD-NIELSEN, Lasse	UAA		51:04.2	20.0
21	23	WICHERSKI, Will	WIL		51:07.7	19.0
22	36	NORDSTROEM, Gustav	CU		51:10.1	18.0
23	34	HOENIG, Isaac	WIL		51:13.8	17.0
24	20	BRANMARK, Viktor	UAA		51:27.4	16.0
25	17	HANNEMAN, Logan	UAF		51:30.8	15.0
26	1	PATTERSON, Scott	UVM		52:06.7	14.0
27	16	BROWN, Rogan S	UVM		52:16.2	13.0
28	14	CARTWRIGHT, George W	NMU		52:21.4	12.0
29	28	FEHRENBACH, Michael	UAF		52:32.9	11.0
30	22	MADDEN, Patrick	MSU		53:04.3	10.0
31	31	COBB, Austin	MID		53:21.6	9.0
32	27	HOYE, Andreas	CU		53:36.8	8.0
33	21	GRAV, Joergen	UVM		53:54.4	7.0
34	38	SOERLUND, Kristian	DU		53:57.9	6.0
35	40	PRESTSAETER, Sjur	UNM		54:19.4	5.0
36	37	LINDGREN, Per	UNH		54:28.1	4.0
37	26	MENG, Austin	SLU		55:03.4	3.0
38	19	BUETOW, Jordan	BAT		55:23.8	2.0
39	39	LINDGREN, Erik	UNH		56:00.2	1.0
40	35	LOFFLER, Jonas	UAF		57:15.0	0.5

03/09/2013 01:59:56 PM RIKERT NORDIC CENTER

RESULTS by B.A.R.T.

PAGE 1

NCAA CHAMPIONSHIPS MEN'S 20K FS MS

