


2012-2013  
UNI  
PANTHERS



## CoSIDA Sports Information Sheet

### MEN'S BASKETBALL 2012-13

#### GENERAL

**Name of School:** .....University of Northern Iowa  
**City/Zip:** ..... Cedar Falls, Iowa/50614-0314  
**Founded:** ..... 1876  
**Enrollment:**..... 12,273  
**Nickname:** .....Panthers  
**School Colors:** .....Purple and Old Gold  
**Arena Name:** .....McLeod Center  
**Capacity:** ..... 6,650  
**Affiliation:**.....NCAA Division I  
**Conference:**..... Missouri Valley  
**President:** .....Dr. Benjamin Allen  
**Athletics Director:** .....Troy Dannen  
**Senior Woman Administrator:**.....Jean Berger  
**Faculty Athletics Representative:** ..... Lisa Jepsen  
**Athletic Dept. Phone:** .....(319) 273-2470  
**Ticket Office Phone:**.....(319) 273-4TIX  
**Athletic Dept. Website:** .....unipanthers.com

#### HISTORY

**First Year of Basketball:**..... 1900-01  
**All-Time Record:**..... 1,179-1,069 (110 seasons)  
**Division I Record:** ..... 486-447 (32 seasons)  
**No. Years in NCAA Tourn./Last:** ..... 6/2009-10  
**No. Years in NIT/Last:**..... 1/2011-12  
**Last postseason opponent:**.....Drexel  
**Result:** ..... L, 65-63 (2011-12 NIT 2nd Round)

#### ATHLETIC COMMUNICATIONS

**Asst. AD/Ath. Communications (MBB Contact):** . Colin McDonough  
**Office Phone:** .....(319) 273-5456  
**Cell Phone:**.....(319) 415-4059  
**E-mail Address:** .....colin.mcdonough@uni.edu  
**Asst. Ath. Communications Director:** Jordan Lindley  
**Office Phone:** .....(319) 273-5455  
**Press Row Phone:** .....(319) 273-4121  
**Athletic Communications Fax:**.....(319) 273-3602  
**Mailing Address:**..... NW UNI-Dome Upper  
 Cedar Falls, IA 50614-0314

#### COACHING STAFF

**Head Coach:**..... Ben Jacobson  
**Alma Mater, Year:**..... Univ. of North Dakota, 1994  
**Record at School (yrs.):** .....129-71 (6 Years)  
**Career Record (yrs.):** ..... Same  
**Office Phone:** .....(319) 273-7609  
**Best Time to Reach Coach:** ..... Mornings  
**Assistant Coaches:** ..... P.J. Hogan, Kyle Green, Erik Crawford  
**Director of Basketball Operations:** ..... Derrick Netten  
**Video Coordinator:** ..... Chris Foster

#### TEAM INFORMATION

**2011-12 Overall Record:**..... 20-14  
**Conference Record/Finish:**..... 9-9 (T-3rd)  
**Conference Tournament Result:** ..... 0-1 (T5th)  
**Starters Returning/Lost:** ..... 4/1  
**Letterwinners Returning/Lost:** ..... 12/1

#### MEDIA INFORMATION

**Primary Newspaper:**..... Waterloo/Cedar Falls Courier  
**Beat Writer:** ..... Carson Tigges  
**Address:** ..... P.O. Box 540  
 Waterloo, IA 50704  
**Phone:** .....(319) 291-1466  
**Fax:** .....(319) 291-2069  
**E-Mail:**..... carson.tigges@wcfcourier.com  
**Campus Newspaper:** .....Northern Iowan  
**Address:** ..... University of Northern Iowa  
 Maucker Union 112  
 Cedar Falls, IA 50614  
**Phone:** .....(319) 273-2157  
**Fax:** .....(319) 273-5931  
**Radio Broadcast Flagship:** .....KXEL (1540 AM)  
**Address:** .....514 Jefferson Street  
 Waterloo, IA 50701  
**Phone:** .....(319) 234-2200  
**Fax:** .....(319) 233-4946  
**Play-by-Play Announcer:** ..... Gary Rima  
**Analyst:** ..... Kevin Boyle



# CoSIDA Sports Information Sheet

## MEN'S BASKETBALL 2012-13

### TEAM INFORMATION

Starters Returning	Ht.	Wt.	Yr.	Pos.	GP/GS	PPG	RPG	11-12 Misc.
Jake Koch	6-9	255	Sr.	F	34/34	8.5	5.4	Led team w/ 35 blocks
Deon Mitchell	6-1	203	So.	G	34/24	7.0	2.1	MVC All-Freshman Team
Marc Sonnen	6-3	190	Sr.	G	34/21	8.6	2.2	Led team w/ 58 3 pts
Seth Tuttle	6-8	221	So.	F	34/34	9.6	5.6	MVC Freshman of Year
Other Players Returning	Ht.	Wt.	Yr.	Pos.	GP/GS	PPG	RPG	11-12 Misc.
Nate Buss	6-9	216	So.	F	2/0	0.0	0.0	Broken arm
Anthony James	6-0	180	Sr.	G	33/23	12.5	4.3	H.M. All-MVC
Tyler Lange	6-6	226	Jr.	F	14/0	0.4	0.3	1.7 min/game
Max Martino	6-5	210	So.	G	23/0	0.4	0.7	6.2 min/game
Matt Morrison	6-0	180	Jr.	G	31/0	3.4	1.0	90.9 FT %
Austin Pehl	6-10	265	Sr.	C	32/0	2.3	2.1	7.4 min/game
Marvin Singleton	6-6	245	So.	F	15/0	0.9	1.5	5.2 min/game
Chip Rank	6-6	235	Jr.	F	34/1	6.1	2.8	45.2 3-pt%
Returning Redshirts	Ht.	Wt.	Yr.	Pos.				
Matt Bohannon	6-4	210	R-Fr.	G				
Chris Olivier	6-8	245	R-Fr.	F				
Newcomers	Ht.	Wt.	Yr.	Pos.	Hometown (High School/Last School)			
Matt MacDougall	6-4	175	Fr.	G	Cedar Rapids, Iowa (Prairie)			
Wes Washpun	6-1	170	So.	G	Cedar Rapids, Iowa (Washington/Tennessee)			
Players Lost	Ht.	Wt.	Pos.	GP/GS	PPG	RPG	Misc.	
Johnny Moran	6-1	190	G	34/34	7.5	3.1	Graduated	

### 2012-13 UNI Preseason Men's Basketball Roster

No.	Name	Pos.	Ht.	Wt.	Yr.	Hometown (High School/Last School)
1	Deon Mitchell*	G	6-1	203	So.	Pflugerville, Texas (Pflugerville)
4	Chip Rank**	F	6-6	235	Jr.	Cedarburg, Wis. (Cedarburg)
5	Matt Bohannon	G	6-4	210	R-Fr.	Marion, Iowa (Linn-Mar)
10	Seth Tuttle*	F	6-8	221	So.	Sheffield, Iowa (West Fork)
11	Wes Washpun	G	6-1	170	So.	Cedar Rapids, Iowa (Washington/Tennessee)
12	Marvin Singleton*	F	6-6	245	So.	St. Louis Park, Minn. (Hopkins)
14	Nate Buss	F	6-9	216	So.	Charles City, Iowa (Charles City)
20	Jake Koch***	F	6-9	255	Sr.	Ashwaubenon, Wis. (Ashwaubenon)
21	Matt Morrison**	G	6-0	180	Jr.	Solon, Iowa (Solon)
23	Marc Sonnen***	G	6-3	190	Sr.	St. Paul, Minn. (Tartan)
24	Max Martino*	G	6-5	210	So.	Cedar Rapids, Iowa (Kennedy)
31	Chris Olivier	F	6-8	245	R-Fr.	Chicago, Ill. (Quakerdale Prep)
32	Matt MacDougall	G	6-4	175	Fr.	Cedar Rapids, Iowa (Prairie)
33	Austin Pehl***	C	6-10	265	Sr.	Cedar Falls, Iowa (Cedar Falls)
34	Tyler Lange**	F	6-6	226	Jr.	Sac City, Iowa (Urbandale)
52	Anthony James***	G	6-0	180	Sr.	St. Louis, Mo. (Normandy)

\*letters won

Head Coach: Ben Jacobson (Univ. of North Dakota '94)

Assistant Coaches: P.J. Hogan (Morningside '99), Kyle Green (Hamline '92), Erik Crawford (UNI '06)

Director of Basketball Operations: Derrik Netten (UNI '06)

Video Coordinator: Chris Foster (UNI '05)

Athletic Trainer: Don Bishop (Upper Iowa '92)



## 2012-2013 UNIMen's Basketball Notes

UNI's streak of four consecutive 20-win seasons is the longest active streak in the Missouri Valley Conference ... seven of UNI's nine 20-win seasons have come since the 2003-04 season ... UNI has won 18 or more games in nine straight seasons, prior to 2003-04 UNI had won 18 or more games on six times in the history of the program ... the Panthers have won 93 games over the past four seasons, which is the most of any four-year stretch in the history of the program. The previous best was 91 from 2007-08 (18), 2008-09 (23), 2009-10 (30) and 2010-11 (20) ... UNI earned its fourth-straight postseason berth by taking part in the National Invitational Tournament (CIT) ... for the first time in school history, UNI has won post-season games in three straight seasons ... UNI won two games in the 2010 NCAA Tournament (UNLV, Kansas), the Panthers added a win in the 2011 CIT (Rider) and UNI won its first-ever game in the 2012 NIT (Saint Joseph's) ... UNI defeated Saint Joseph's in the first round with a 67-65 road victory ... UNI dropped its second round NIT matchup at Drexel, 65-63 ... UNI returns 12 letterwinners and four starters for the 2012-13 season ... for the third straight season, UNI set the single-season 3-point field goals record with 267 made 3-pointers ... Seth Tuttle was named the MVC Freshman of the Year ... Tuttle led the MVC in field goal percentage (.652) and became the first freshman to lead the MVC in field goal percentage ... Tuttle's 65.2 percent field goal shooting also set a UNI single-season record for field goal accuracy ... Deon Mitchell and Tuttle were named to the MVC All-Freshman team, while Tuttle also earned a slot on the MVC All-Newcomer team ... senior guard Anthony James is the Panthers' top-returning scorer at 12.5 ppg ... James earned honorable mention All-MVC status for the second straight season ... James enters the 2012-13 season with 883 career points ... senior forward Jake Koch was one of only 14 players in NCAA Division I basketball to have 30 or more 3-pointers made (36), offensive rebounds (37), assists (90), steals (32) and blocks (35) last season ... senior guard Marc Sonnen led the Panthers with 58 made 3-pointers a year ago ... junior forward Chip Rank will enter the season having made at least one 3-pointer in 12 straight games ... UNI lost only one player in Johnny Moran from last season's squad ... Moran set the UNI school record for games played (135) and games started (135), while scoring 1,048 points to rank No. 27 on the Panthers' all-time scoring list ... head coach Ben Jacobson is entering his seventh season at the helm of the Panther program having posted a career mark of 129-71 ... Jacobson ranks No. 4 on the Panthers' all-time wins list trailing only O.M. "Hon" Nordly (166), Eldon Miller (164) and Jim Berry (144).



## 2012-2013 UNI Men's Basketball Schedule

Date	Opponent	Time (CT)	TV
Oct. 27	<b>Briar Cliff (Exhib.)</b>	1 p.m.	
Nov. 4	<b>Northern State (Exhib.)</b>	5:30 p.m.	
Nov. 10	<b>Wartburg</b>	Noon	
Nov. 14	<b>Toledo</b>	7 p.m.	
Nov. 17	<b>North Dakota</b>	1 p.m.	<b>PSN</b>
Nov. 22	vs. Louisville <sup>^</sup>	8:30 p.m.	NBC Sports
Nov. 23	vs. Missouri/Stanford <sup>^</sup>	TBD	AXS/NBC Sports
Nov. 24	vs. Duke/Minnesota/Memphis/VCU <sup>^</sup>	TBD	AXS/NBC Sports
<b>Dec. 1</b>	<b>Milwaukee</b>	<b>7 p.m.</b>	<b>PSN</b>
<b>Dec. 5</b>	<b>Northern Colorado</b>	<b>7 p.m.</b>	
Dec. 8	at George Mason	5 p.m.	
Dec. 15	vs. Iowa <sup>&amp;</sup>	1:30 p.m.	
Dec. 19	at UNLV <sup>#</sup>	9 p.m.	
<b>Dec. 22</b>	<b>Saint Mary's</b>	<b>2 p.m.</b>	
Dec. 30	at Wichita State <sup>*</sup>	1 p.m.	MVC TV
<b>Jan. 2</b>	<b>Indiana State<sup>*</sup></b>	<b>7 p.m.</b>	<b>PSN</b>
Jan. 5	at Illinois State <sup>*</sup>	7 p.m.	
<b>Jan. 9</b>	<b>Evansville<sup>*</sup></b>	<b>7 p.m.</b>	<b>PSN</b>
<b>Jan. 12</b>	<b>Bradley<sup>*</sup></b>	<b>1 p.m.</b>	<b>MVC TV</b>
Jan. 15	at Creighton <sup>*</sup>	7 p.m.	ESPN3
<b>Jan. 20</b>	<b>Drake<sup>*</sup></b>	<b>2 p.m./7 p.m.</b>	<b>ESPNU/ESPN3</b>
<b>Jan. 23</b>	<b>Southern Illinois<sup>*</sup></b>	<b>7 p.m.</b>	<b>PSN</b>
Jan. 26	at Indiana State <sup>*</sup>	Noon	
Jan. 29	at Evansville <sup>*</sup>	7 p.m.	
<b>Feb. 2</b>	<b>Wichita State<sup>*</sup></b>	<b>9 p.m.</b>	<b>ESPN2</b>
<b>Feb. 5</b>	<b>Missouri State<sup>*</sup></b>	<b>7 p.m.</b>	<b>ESPN3</b>
Feb. 10	at Bradley <sup>*</sup>	2 p.m./7 p.m.	ESPNU/ESPN3
<b>Feb. 13</b>	<b>Creighton<sup>*</sup></b>	<b>7 p.m.</b>	<b>PSN</b>
Feb. 16	at Drake <sup>*</sup>	7 p.m.	
Feb. 19	at Missouri State <sup>*</sup>	7 p.m.	
<b>Feb. 22-23</b>	<b>ESPN BracketBusters</b>	<b>TBD</b>	
Feb. 27	at Southern Illinois <sup>*</sup>	7 p.m.	MVC TV
<b>March 2</b>	<b>Illinois State<sup>*</sup></b>	<b>TBD</b>	
March 7-10	MVC Tournament		

<sup>^</sup> - Battle 4 Atlantis (Nassau, Bahamas)

<sup>&</sup> - Big 4 Classic (Des Moines, Iowa)

<sup>#</sup> - Mountain West-MVC Challenge

<sup>\*</sup> - indicates Missouri Valley Conference Game

**Home games in bold, played in McLeod Center**

All times tentative and subject to change



## 2012-2013 UNI NUMERICAL ROSTER

No.	Name	Pos.	Ht.	Wt.	Yr.	Hometown/High School/Last School
1	Deon Mitchell*	G	6-1	203	So.	Pflugerville, Texas (Pflugerville)
4	Chip Rank**	F	6-6	235	Jr.	Cedarburg, Wis. (Cedarburg)
5	Matt Bohannon	G	6-4	210	R-Fr.	Marion, Iowa (Linn-Mar)
10	Seth Tuttle*	F	6-8	221	So.	Sheffield, Iowa (West Fork)
11	Wes Washpun	G	6-1	170	So.	Cedar Rapids, Iowa (Washington/Tennessee)
12	Marvin Singleton*	F	6-6	245	So.	St. Louis Park, Minn. (Hopkins)
14	Nate Buss	F	6-9	216	So.	Charles City, Iowa (Charles City)
20	Jake Koch***	F	6-9	255	Sr.	Ashwaubenon, Wis. (Ashwaubenon)
21	Matt Morrison**	G	6-0	180	Jr.	Solon, Iowa (Solon)
23	Marc Sonnen***	G	6-3	190	Sr.	St. Paul, Minn. (Tartan)
24	Max Martino*	G	6-5	210	So.	Cedar Rapids, Iowa (Kennedy)
31	Chris Olivier	F	6-8	245	R-Fr.	Chicago, Ill. (Quakerdale Prep)
32	Matt MacDougall	G	6-4	175	Fr.	Cedar Rapids, Iowa (Prairie)
33	Austin Pehl***	C	6-10	265	Sr.	Cedar Falls, Iowa (Cedar Falls)
34	Tyler Lange**	F	6-6	226	Jr.	Sac City, Iowa (Urbandale)
52	Anthony James***	G	6-0	180	Sr.	St. Louis, Mo. (Normandy)

\* - letters awarded

## 2012-2013 UNI ALPHABETICAL ROSTER

No.	Name	Pos.	Ht.	Wt.	Yr.	Hometown/High School/Last School
5	Matt Bohannon	G	6-4	210	R-Fr.	Marion, Iowa (Linn-Mar)
14	Nate Buss	F	6-9	216	So.	Charles City, Iowa (Charles City)
52	Anthony James***	G	6-0	180	Sr.	St. Louis, Mo. (Normandy)
20	Jake Koch***	F	6-9	255	Sr.	Ashwaubenon, Wis. (Ashwaubenon)
34	Tyler Lange**	F	6-6	226	Jr.	Sac City, Iowa (Urbandale)
32	Matt MacDougall	G	6-4	175	Fr.	Cedar Rapids, Iowa (Prairie)
24	Max Martino*	G	6-5	210	So.	Cedar Rapids, Iowa (Kennedy)
1	Deon Mitchell*	G	6-1	203	So.	Pflugerville, Texas (Pflugerville)
21	Matt Morrison**	G	6-0	180	Jr.	Solon, Iowa (Solon)
31	Chris Olivier	F	6-8	245	R-Fr.	Chicago, Ill. (Quakerdale Prep)
33	Austin Pehl***	C	6-10	265	Sr.	Cedar Falls, Iowa (Cedar Falls)
4	Chip Rank**	F	6-6	235	Jr.	Cedarburg, Wis. (Cedarburg)
12	Marvin Singleton*	F	6-6	245	So.	St. Louis Park, Minn. (Hopkins)
23	Marc Sonnen***	G	6-3	190	Sr.	St. Paul, Minn. (Tartan)
10	Seth Tuttle*	F	6-8	221	So.	Sheffield, Iowa (West Fork)
11	Wes Washpun	G	6-1	170	So.	Cedar Rapids, Iowa (Washington/Tennessee)

\* - letters awarded

**Head Coach:** Ben Jacobson (North Dakota '94)**Assistant Coaches:** P.J. Hogan (Morningside '99), Kyle Green (Hamline '92), Erik Crawford (UNI '06)**Director of Basketball Operations:** Derrick Netten (UNI '06)**Video Coordinator:** Chris Foster (UNI '05)

## BREAKDOWN

<b>By Class</b>	Juniors (3)
Freshmen (3)	Tyler Lange
Matt Bohannon	Matt Morrison
Matt MacDougall	Chip Rank
Chris Olivier	
<b>Sophomores (6)</b>	Seniors (4)
Nate Buss	Anthony James
Max Martino	Jake Koch
Deon Mitchell	Austin Pehl
Marvin Singleton	Marc Sonnen
Seth Tuttle	
Wes Washpun	
<b>By Position</b>	Guards (8)
Forward (7)	Matt Bohannon
Nate Buss	Anthony James
Jake Koch	Max Martino
Tyler Lange	Matt MacDougall
Chris Olivier	Deon Mitchell
Chip Rank	Matt Morrison
Marvin Singleton	Marc Sonnen
Seth Tuttle	Wes Washpun
<b>Centers (1)</b>	
Austin Pehl	
<b>By Location</b>	Iowa (9)
Illinois (1)	Matt Bohannon
Chris Olivier	Nate Buss
	Tyler Lange
Minnesota (2)	Max Martino
Marvin Singleton Jr.	Matt MacDougall
Marc Sonnen	Matt Morrison
	Austin Pehl
Texas (1)	Seth Tuttle
Deon Mitchell	Wes Washpun
Wisconsin (2)	Missouri (1)
Jake Koch	Anthony James
Chip Rank	

## PRONUNCIATION GUIDE

Matt Bohannon.....	Bo-HANN-in
Jake Koch .....	COOK
Chris Olivier .....	Oh-LIV-eee-ay
Austin Pehl .....	PEEL
Mark Sonnen .....	SAWN-in

# GAME ON, WORLD.



**THE REVOLUTIONARY  
NIKE HYPERDUNK+**



NIKEBASKETBALL.COM



## ANTHONY JAMES

St. Louis, Mo.  
Normandy HS  
6'0" • 180 lbs.  
Guard  
Senior

52

**JUNIOR (2011-12):** Played in 33 games, drew 23 starting assignments ... earned second straight honorable mention All-MVC status as a junior ... led the team in scoring at 12.5 ppg and field goals made (146) ... reached double-figure scoring in 22 of 33 games ... had five 20-plus scoring efforts in 2011-12 and has nine in his career ... scored a game-high 18 pts in leading UNI to a 65-61 win at Southern Illinois (2/25) ... drilled game-winning buzzer-beating 3-pointer in a 65-62 win over No. 13 Creighton (2/4) ... scored nine of his 16 pts in the final 2:07 vs. the Bluejays ... played a career-high 36 minutes at Bradley (1/15) ... credited with 23 pts and a team-high 8 rbs in a 61-60 win over Missouri State (1/13) ... scored 26 points in an 83-68 win at Drake (1/7) ... drained 9-of-15 shots from the field and 8-of-12 foul shots against the Bulldogs ... credited with 21 pts at Illinois State (12/29) ... buried all 8 FTs and scored 18 pts in UNI's 80-60 win over Iowa ... scored a career-high 28 pts in leading UNI to an 83-77 win over Colorado State (12/3) ... led UNI with 17 pts in a 69-62 win at Iowa State (11/30) ... named the MVP of the 2011 South Padre Island Invitational ... posted a season-high 22 pts in a 79-62 win over Providence (11/26) ... nailed 5-of-6 3-pointers in two games in South Padre Island ... poured in 13 points in a 63-46 road win at Old Dominion (11/12) ... averaged a team-best 14.0 ppg and grabbed 5.5 rpg in two exhibition games this season.

**SOPHOMORE (2010-11):** Started the final 31 games of the season ... saw action in all 34 games ... captain of the 2010-11 MVC All-Improved Squad ... earned honorable mention All-MVC status ... led with the team with 160 made field goals ... shot 50 percent from the field and 80 percent from the free throw line ... ranked third on the team in rebounding (3.4 rpg) and steals (29) ... had 22 double-digit scoring games ... had 4 20-plus scoring efforts ... blistered the nets at Bradley with a career-high 25 pts, including 6-of-7 from 3-point land (2/15) ... notched second straight double-double with 14 pts, 11 rbs at Drake (2/5) ... credited with his first-career double-double with 18 pts, 10 rbs in a 53-51 win over Illinois State (2/2) ... posted his second career 20-point game with 20 pts in a 77-74 win at Wichita State (1/19) ... his basket with 3:58 left gave UNI a lead it would not relinquish vs. the Shockers ... scored 6 of UNI's final 9 pts in rallying from a 42-37 deficit in the final 6 minutes vs. Illinois State (1/12) ... scored 23 pts on 8-of-11 shooting vs. New Mexico (12/23) ... scored Panthers first 12 points of the second half vs. the Lobos ... named to the 2010 iBN Las Vegas All-Tournament team ... made his first 7 shots and scored 18 pts in a 69-53 win over Morehead State (12/11) ... tallied a pair of career-highs in steals (4) and assists (3) in a 64-60 win at TCU (12/4) ... secured a career-high 8 rbs in UNI's 60-54 win over Iowa State (12/1) ... made first career start in a 65-52 win over North Dakota (11/27) ... his layup with 1:48 left at Milwaukee completed a 10-point comeback to tie the game (11/20) ... notched a career-high 18 pts in UNI's 84-45 win over Coe (11/16) ... posted 12 pts against No. 10-ranked Syracuse (11/12) ... grabbed a game-high 6 rbs in UNI's 57-38 exhibition victory over Univ. of Mary ... scored 10 pts and

drained two 3-pointers in 20 minutes of exhibition action vs. Wartburg.

**REDSHIRT FRESHMAN (2009-10):** Set his career-high with 8 points in a 57-40 win over Bradley in MVC semifinals (3/6) ... played a career-best 14 minutes in helping UNI to a 67-51 win over Drake (1/27) ... tied his then career-high with 5 pts in the victory over the Sycamores (1/24) ... drilled a 3-pointer and nabbed two steals in a 84-76 win over Missouri State (1/3) ... set a career-high with two steals in a 64-41 win at North Dakota (12/19) ... posted four points and made a steal in 11 minutes vs. Iowa (12/8) ... scored a career-high five points against DePaul (11/20) ... made his first collegiate three-pointer against the Blue Demons (11/20).

**FRESHMAN (2008-09):** Saw his only action of the season against Marquette (11/28) ... played seven minutes and scored two points against the Golden Eagles ... missed the rest of the season with mono ... applied for a medical hardship.

**HIGH SCHOOL:** As a senior at Normandy High, averaged 22 points, six rebounds, four assists and three steals per game ... two-time all-metro selection ... all-state honors his senior year...also named MVP of Suburban East Conference ... ended high school career as second-leading scorer in NHS history ... all-academic team as a senior, and named to honor roll.

**PERSONAL:** Full name is Anthony Lamar James ... nickname is AJ ... son of Will and Renee James ... majoring in family services ... has three siblings: Cornell, Jasmine and Nathaniel ... born Oct. 22, 1989, in St. Louis, Mo. ... favorite movie is "Love and Basketball" ... favorite book is the Bible ... biggest influence in his life has been his family, for their belief in him.







## CAREER-HIGHS

**Points**

28 vs. Colorado State (12/3/11)

**Field Goals Made**

11, vs. Colorado State (12/3/11)

**3 Pt. Field Goals Made**

6 at Bradley (2/15/11)

**Free Throws Made**

9 vs. Bradley (2/22/12)

**Free Throws Attempted**

9 vs. Bradley (2/22/12)

**Rebounds**

11 at Drake (2/5/11)

**Assists**

5 at Old Dominion (11/21/11)

**Steals**

4 at TCU (12/4/10)

**Blocked Shots**

1 at Milwaukee (11/20/10)

**Minutes Played**

36 at Bradley (1/15/12)

## JAMES'S CAREER STATISTICS

Year	G-GS	FG-FGA	Pct.	3FG-3FGA	Pct.	FT-FTA	Pct.	Reb.-Avg.	PF	A	TO	B	S	Pts.-Avg.
*-2008-09	1-0	1-3	.333	0-2	.000	0-0	.000	0-0.0	0	0	0	0	0	2-2.0
2009-10	28-0	18-39	.462	10-19	.526	1-5	.200	9-0.3	23	0	10	0	8	47-1.7
2010-11	34-31	160-320	.500	43-104	.413	60-75	.800	115-3.4	61	25	41	1	29	423-12.4
2011-12	33-23	146-380	.384	36-95	.379	83-109	.761	142-4.3	61	57	50	0	22	411-12.5
<b>Totals</b>	<b>96-54</b>	<b>325-742</b>	<b>.438</b>	<b>89-220</b>	<b>.405</b>	<b>144-189</b>	<b>.762</b>	<b>266-2.8</b>	<b>145</b>	<b>82</b>	<b>101</b>	<b>1</b>	<b>59</b>	<b>883-9.2</b>

\*-medical redshirt



## JAKE KOCH

Ashwaubenon, Wis.  
Ashwaubenon HS  
6'9" • 255 lbs.  
Forward  
Senior

# 20

**JUNIOR (2011-12):** Started all 33 games he played as a junior ... only player in the MVC with 30+ 3-pointers, offensive rebounds, assists, steals and blocks ... one of 14 players in the nation with 30+ 3-pointers, offensive rebounds, assists, steals and blocks ... ranks No. 7 all-time in FT% at UNI (80.5%) ... ranks No. 7 all-time in blocked shots at UNI (79) ... led the team in defensive rebounds (141), assists (90) and blocks (35) ... ranked second on the team in total rebounding (5.4 rpg) ... ranked fourth on the squad in scoring (8.5 ppg) ... had 13 double-figure scoring games in 2011-12 ... helped UNI secure a 3rd-place finish in MVC with 11 pts, 9 rbs in a 65-61 win at Southern Ill. (2/25) ... recorded 9 rbs, 6 pts, 3 blks, 3 steals and an assist at Evansville (2/15) ... his 3-pointer with 1:09 left gave UNI a 58-54 lead over No. 13 Creighton (2/4) ... balanced effort with 10 pts, 5 assts, 4 rbs, 2 blks and a steal vs. Wichita State (1/18) ... buried 13-of-14 free throws, scored 18 pts, grabbed 8 rbs in an 83-68 win at Drake (1/7) ... tied a career-high with 10 rbs against Evansville (1/1) ... had his string of 79 straight games played snapped (ill) vs. Loras (12/19) ... tallied a season-high 21 pts and made three 3-pointers in a 67-51 win over Milwaukee (12/10) ... scored 13 pts, 6 assts, 5 rbs, 2 blks and a steal in an 80-60 win over Iowa (12/6) ... notched 9 pts, 9 rbs, 4 blks, 3 stls, 3 assts in a 59-39 win over Western Carolina (11/22) ... posted 18 points in leading UNI to a 63-46 road win over Old Dominion (11/12) ... only UNI Panther in the Division I era to have 30 or more assists, steals, blocks in a season (2010-11 and 2011-12).

**SOPHOMORE (2010-11):** Only UNI Panther in the Division I era to have 30 or more assists, steals, blocks in a season ... led the squad in defensive rebounds (135) and blocks (30) ... ranked second on the team in rebounding (5.0 rpg), 3-pointers (44), assists (68) and steals (30) ... notched 19 double-digit scoring games ... scored a team-high 15 points in the Valley Tournament vs. Creighton (3/4) ... balanced effort in a 72-52 win over Southern Illinois with 7 pts, 5 rbs, 7 assts, 2 blks, steal ... his 3-pointer with 4:35 left vs. Illinois State tied the game at 42-42 en route to a 46-44 victory ... set a McLeod Center record with 34 pts in an 83-77 win over Bradley (1/9) ... set another McLeod Center standard with 15 made free throws in 16 attempts vs. Bradley ... had a streak of 29 straight FTs made snapped in a 65-53 win over Evansville (1/4) ... named to the 2010 iBN Las Vegas All-Tournament team (11 pts. vs. Indiana; 16 pts. vs. New Mexico) ... dished out a career-high 8 assists in a 68-47 win over SIU Edwardsville ... his 15-foot jumper gave UNI a 54-52 lead with 53 seconds left vs. Iowa State ... posted the second 20-point game of his career against North Dakota (20 pts) ... 19 of his 20 pts against North Dakota came in the 2nd half ... tied a career-high with 3 assists at Milwaukee ... 1 of 4 Panthers in double-figure scoring vs. Coe with 10 pts ... credited with a team-high 6 rbs against No. 10-ranked Syracuse ... tallied 4 pts, 4 rbs and 2 blks in UNI's 57-38 exhibition victory over Univ. of Mary ... grabbed a game-high 7 rbs and scored 6 pts in UNI's 67-46 exhibition win vs. Wartburg.

**REDSHIRT FRESHMAN (2009-10):** Scored 10 points, including 7-of-8 from the free throw line vs. Kansas (3/20) ... posted 13 pts on 3-of-4 3-point shooting in MVC title game vs. Wichita State (3/7) ... tallied first career double-double with 22 pts, 10 rbs at Evansville (2/23) ... made all 10 free throws he attempted against Purple Aces (2/23) ... blocked a career-high two shots in a 70-52 win over Creighton (2/16) ... credited with seven rebounds in only 12 minutes of action at Bradley (2/13) ... grabbed a career-high eight rebounds against Wichita State (2/3) ... scored two buckets in paint in 1st half of Pan-

thers 59-44 win at Illinois State (1/9) ... contributed six points in eight minutes in UNI's 84-76 win over Missouri State (1/3) ... drained his first two three-point baskets of his career in a 65-46 win over Evansville (1/1) ... tallied two steals in 20 minutes against North Dakota (12/19) ... his dunk ignited the crowd and gave UNI a 73-58 lead en route to a 82-65 win over Siena (12/12) ... credited with a season-high three assists in UNI's 67-50 win over Iowa (12/8) ... notched a career-high three points off the bench in a 52-45 win over Northern Illinois (11/28) ... scored two points and grabbed three rebounds in each of the three contests in the Paradise Jam ... saw six minutes of action in a 71-65 win at Denver (11/13) ... led the team with 10 total rebounds in exhibition action against Upper Iowa and UNC-Pembroke ... averaged 7.0 points and 5.0 rebounds in exhibition action this season ... scored eight points and grabbed five rebounds in a 79-44 win over UNC-Pembroke ... tallied six points and five boards in a 67-39 triumph over Upper Iowa ... drained a three-pointer in each exhibition game.

**FRESHMAN (2008-09):** Redshirted.

**HIGH SCHOOL:** Averaged 15 points, nine rebounds and four assists his senior year at Ashwaubenon High School ... first-team All Fox River Classic Conference selection his senior year ... also chosen league Most Valuable Player ... earned first-team all-defense for his conference as well ... a first-team all-state selection as a senior ... McDonald's All-America nominee.

**PERSONAL:** Full name is Jacob Jerome Koch ... son of Donna and Brian Koch ... majoring in movement and exercise science with an emphasis in sports psychology ... born Feb. 5, 1990, in Rapid City, S.D. ... has two brothers, Adam and Ben, and a sister, Madeline ... older brother, Adam, was a forward for the Panthers from 2007-2010 ... Adam and Jake were the first brothers to be on UNI men's basketball team at the same time since Gary and Duane Jensen in 1968-69 season ... favorite sports memory is reaching the Sweet 16 ... enjoys playing basketball and watching movies in his spare time.





**CAREER-HIGHS**

**Points**

34 vs. Bradley (1/9/11)

**Field Goals Made**

8 vs. Bradley (1/9/11)

**3 Pt. Field Goals Made**

3, 10 times

**Free Throws Made**

15 vs. Bradley (1/9/11)

**Free Throws Attempted**

16 vs. Bradley (1/9/11)

**Rebounds**

10, twice

**Assists**

8 vs. SIU Edwardsville (12/19/10)

**Steals**

3, six times

**Blocked Shots**

4, twice

**Minutes Played**

35 at Southern Illinois (2/25/12)

**KOCH'S CAREER STATISTICS**

Year	G-GS	FG-FGA	Pct.	3FG-3FGA	Pct.	FT-FTA	Pct.	Reb.-Avg.	PF	A	TO	B	S	Pts.-Avg.
2009-10	35-0	36-85	.424	16-40	.400	34-44	.773	96-2.7	44	30	23	14	13	122-3.5
2010-11	34-34	92-223	.413	46-130	.354	103-124	.831	169-5.0	82	68	62	30	30	333-9.8
2011-12	33-33	82-215	.381	36-113	.319	82-104	.788	178-5.4	68	90	60	35	32	282-8.5
<b>Totals</b>	<b>102-67</b>	<b>210-523</b>	<b>.402</b>	<b>98-283</b>	<b>.346</b>	<b>219-272</b>	<b>.805</b>	<b>443-4.3</b>	<b>194</b>	<b>188</b>	<b>145</b>	<b>79</b>	<b>75</b>	<b>737-7.2</b>



## AUSTIN PEHL

Cedar Falls, Iowa  
Cedar Falls HS  
6'10" • 265 lbs.  
Center  
Senior

# 33

**JUNIOR (2011-12):** Scored a point in 20 of the 32 games he saw action as a junior ... tallied 18 multi-rebound contests ... buried two FTs and nabbed three rebounds in eight minutes vs. Illinois State (3/2) ... grabbed a team-high six rebounds in only nine minutes of action in a 66-52 win over Drake (1/22) ... his hook shot with 7:58 left gave UNI a 52-48 lead at Creighton (1/10) ... contributed 4 pts and 5 rbs in only 8 minutes of action in UNI's 83-68 win at Drake (1/7) ... scored a career-high 13 pts and grabbed 7 rbs in a 84-48 win over Loras (12/19) ... notched 8 pts on 3-of-4 shooting vs. Iowa State (11/30) ... posted 4 pts and 5 rbs in a 78-69 win vs. Northern Colorado (11/20).

**SOPHOMORE (2010-11):** Made 10 starts, including the final nine of the season ... saw action in 29 games, while averaging 2.0 ppg and 2.4 rpg ... made his first career start against Bradley in the Panthers' 83-77 victory ... played in six games in which he made both of his shot at-

tempts ... notched career highs with 5 pts and 9 rbs in an 84-45 win over Coe ... grabbed 2 rbs in 13 minutes of action vs. No. 10-ranked Syracuse ... tallied 8 pts and 4 rbs in 14 minutes of exhibition action vs. Univ. of Mary ... scored 6 pts, grabbed 5 rbs in 15 minutes of exhibition action vs. Wartburg.

**REDSHIRT FRESHMAN (2009-10):** Saw his first collegiate action in a 67-50 win over Iowa (12/8) ... grabbed two rebounds in one minute against the Hawkeyes (12/8) ... scored six points and grabbed two rebounds in exhibition action this season ... tallied four points and hit both free throw attempts in a 79-44 win over UNC-Pembroke.

**FRESHMAN (2008-09):** Redshirted.

**HIGH SCHOOL:** Averaged 14 points, 10 rebounds and five blocked shots as a senior at Cedar Falls High School ... was his team's captain as a senior ... two-time all-metro selection ... competed in football and track as well.

**PERSONAL:** Full name is Austin Alexander Pehl ... son of Kristin and Craig Pehl ... majoring in studio art and marketing ... born July 18, 1989, in Cedar Falls ... enjoys listening to music, drawing and playing video games in his spare time ... favorite athlete is Michael Jordan ... four-year member of the honor roll at CFHS.





**CAREER-HIGHS**

- Points**  
13 vs. Loras (12/19/11)
- Field Goals Made**  
5 vs. Loras (12/19/11)
- 3 Pt. Field Goals Made**  
None
- Free Throws Made**  
4 vs. Wichita State (2/12/11)
- Free Throws Attempted**  
4, four times
- Rebounds**  
9 vs. Coe (11/16/10)
- Assists**  
2 at Iowa State (11/30/11)
- Steals**  
2 vs. Colorado State (12/3/11)
- Blocked Shots**  
1, nine times
- Minutes Played**  
23 vs. Loras (12/19/11)

**PEHL'S CAREER STATISTICS**

Year	G-GS	FG-FGA	Pct.	3FG-3FGA	Pct.	FT-FTA	Pct.	Reb.-Avg.	PF	A	TO	B	S	Pts.-Avg.
2009-10	6-0	0-0	.000	0-0	.000	0-0	.000	3-0.5	1	0	0	0	0	0-0.0
2010-11	29-10	24-51	.471	0-0	.000	10-14	.714	69-2.4	50	0	17	5	6	58-2.0
2011-12	32-0	28-65	.431	0-0	.000	18-30	.600	67-2.1	39	7	17	5	4	74-2.3
<b>Totals</b>	<b>67-10</b>	<b>52-116</b>	<b>.448</b>	<b>0-0</b>	<b>.000</b>	<b>28-44</b>	<b>.636</b>	<b>139-2.1</b>	<b>90</b>	<b>7</b>	<b>34</b>	<b>10</b>	<b>10</b>	<b>132-2.0</b>



## MARC SONNEN

St. Paul, Minn.  
Tartan HS  
6'3" • 190 lbs.  
Guard  
Senior

# 23

**JUNIOR (2011-12):** Saw action in all 34 games, drawing 21 starts ... led the team with 58 made 3-pointers ... ranked third in the team in scoring (8.6 ppg) ... reached double-figure scoring in 15 contests this season – six off the bench ... made at least one 3-pointer in 27 of last 28 games ... tied a season-high with 15 pts in UNI's 67-65 NIT road win at Saint Joseph's (3/14) ... scored eight of UNI's first 10 pts of second half in leading Panthers to a 64-55 win vs. Bradley (2/22) ... set a career-high with 6 asts and scored 12 pts in a 78-63 win over Illinois State (2/11) ... had his streak of 17 straight games with a made 3-pointer snapped vs. Southern Illinois (1/31) ... scored 13 points, including two 3-pointers, vs. Wichita State (1/18) ... had a streak of 7 consecutive 3-point makes stretching over three games snapped vs. MSU (1/13) ... knocked in all five 3-pointers he attempted against Creighton (1/10) ... played a career-high 35 minutes against the Bluejays ... tied a career-high with 4 asts in an 83-68 win at Drake (1/7) ... posted a season-high 15 pts in a 65-48 win over Indiana State (1/4) ... started his first game of the season (2nd of his career) and scored 14 pts vs. Evansville (1/1) ... notched 11 pts and buried three 3-pointers in an 84-48 win over Loras (12/19) ... sank all 8 free throws and scored 11 pts in an 80-60 win over Iowa (12/6) ... buried all three 3-point shots he took in the 2nd half of UNI's 69-62 win over Iowa State (11/30) ... knocked down 3-pointers vs. Iowa State with 5:34, 4:05 and 2:30 left in the 2nd half ... one of five Panthers in double figure scoring (12 pts) vs. Northern Colorado (11/20) ... knocked in 12 points off the bench in a road win at Old Dominion (11/12) ... snared 9 rbs in UNI's 57-43 exhibition win over Dubuque (11/4) ... averaged 7.5 rpg and 4.0 ppg in two exhibition games ... has played in all 103 games in each of his first three seasons as a UNI Panther.

**SOPHOMORE (2010-11):** Notched career-highs with 9 rebounds, 4 assists in an 84-50 win vs. Rider in the CIT ... saw his streak of 15 consecutive FT makes halted vs. Rider (3/15) ... knocked in a season-high 17 pts in an 80-70 road win at Bradley (2/15) ... was a perfect 8-for-8 at the line in the final minute vs. Bradley (2/15) ... made his first career start at Drake (2/5) and played a career-high 32 minutes ... had four double-digit scoring efforts off the bench ... secured a career-best 6 rbs in a 68-47 win over SIU Edwardsville ... posted a season-high 15 pts in a 69-53 victory over Morehead State ... tied a career-high with 5 rbs in a 65-52 win over North Dakota ... scored 14 pts in UNI's 84-45 win over Coe ... poured in a game-high 13 pts in leading UNI to a 57-38 exhibition win over Univ. of Mary ... scored 2 pts, dished out 2 asts in UNI's 67-46 exhibition victory over Wartburg.

**FRESHMAN (2009-10):** Recorded a career-high 3 steals in UNI's 69-67 win over No. 1-ranked Kansas (3/20) ... sunk a pair of 3-pointers and scored 8 pts in helping UNI to a 69-66 win over UNLV (3/18) ... nailed 4-of-8 shots, including two 3-pointers in scoring 10 points vs. Bradley in MVC semis (3/6) ... hit a pair of 3-pointers and tallied 9 pts in leading UNI to a 55-54 win at Missouri State (1/30) ... shot the first free throws of his collegiate career at Missouri State - made 3-of-5 (1/30) ... tied a career-high with five rebounds in a 65-46 win at Evansville (1/1) ... drilled 7-of-8 threes in scoring 21 points to lead UNI to a 64-41 win at North Dakota (12/19) ... handed out a career-high two assists and two steals in UNI's 82-65 win over Siena (12/12) ... scored five points in a 67-50 win over Iowa (12/8) ... led squad with five rebounds against the Hawkeyes (12/8) ... credited with first collegiate assist in a 52-45 win over Northern Il-

linois (11/28) ... scored five points in 20 minutes of action vs. Boston College (11/23) ... came off the bench for five minutes of action in a 71-65 win at Denver (11/13) ... grabbed a rebound and missed his only shot attempt against the Pioneers (11/13).

**HIGH SCHOOL:** A 2009 graduate of Tartan High School ... a four-year starter, earned All-Suburban Conference honors each of the last three seasons, including being named league MVP his junior campaign ... helped his squad to four 21-win seasons ... 1,000-point scorer as a prep ... averaged 19 points per game as a junior and a senior ... second-team all-state pick as a senior ... finished in the top-15 for Mr. Basketball in the state of Minnesota ... McDonald's All-America nominee ... earned letters in basketball (4) and football (3) ... high school coach: Mark Klingsporn.

**PERSONAL:** Born Oct. 28, 1990, in St. Paul, Minn. ... son of Dan Sonnen ... has a sister, Chelsea ... majoring in sociology ... also recruited by UW-Green Bay, Colorado State, North Dakota State, Iowa and Iowa State ... selected UNI because of its "great coaches, players and system. It is a great school and the campus is not far from home" ... becomes the fourth Tartan player in recent seasons to join the Panther basketball program, as Erik Crawford (2003-06), Eric Coleman (2004-07) and Kwadzo Ahelegbe (2006-2011) each are Tartan alums.



## CAREER-HIGHS

**Points**

21 at North Dakota (12/19/09)

**Field Goals Made**

7 at North Dakota (12/19/09)

**3 Pt. Field Goals Made**

7 at North Dakota (12/19/09)

**Free Throws Made**

8, twice

**Free Throws Attempted**

8, twice

**Rebounds**

9 vs. Rider (3/15/11)

**Assists**

6 vs. Illinois State (2/11/12)

**Steals**

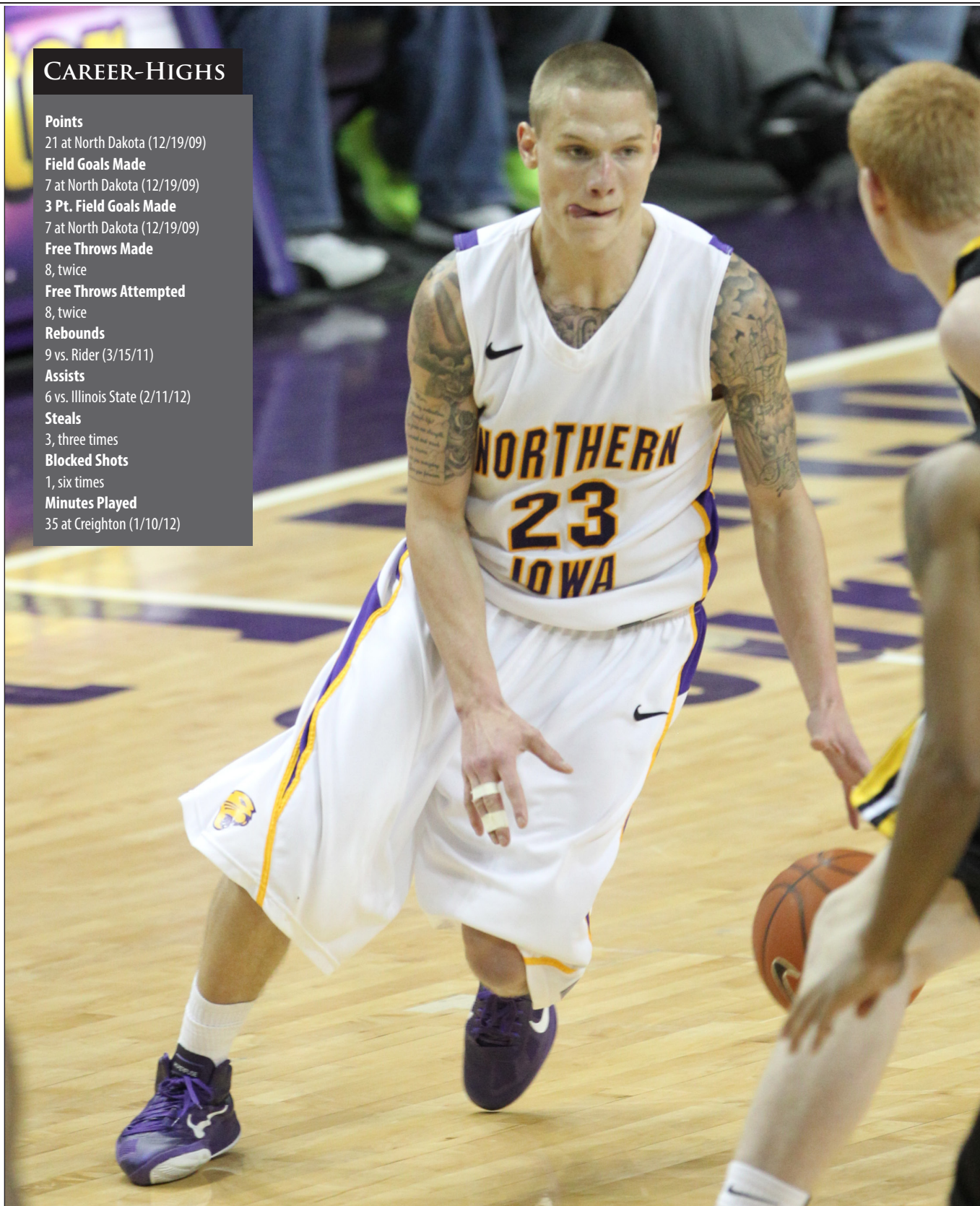
3, three times

**Blocked Shots**

1, six times

**Minutes Played**

35 at Creighton (1/10/12)



## SONNEN'S CAREER STATISTICS

Year	G-GS	FG-FGA	Pct.	3FG-3FGA	Pct.	FT-FTA	Pct.	Reb.-Avg.	PF	A	TO	B	S	Pts.-Avg.
2009-10	35-0	35-88	.398	22-57	.386	5-7	.714	44-1.3	38	10	15	1	12	97-2.8
2010-11	34-1	49-153	.320	25-77	.325	40-54	.741	90-2.6	87	40	25	3	22	163-4.8
2011-12	34-21	98-220	.445	58-131	.443	40-54	.741	76-2.2	89	59	37	2	28	294-8.6
<b>Totals</b>	<b>103-22</b>	<b>182-461</b>	<b>.395</b>	<b>105-265</b>	<b>.396</b>	<b>85-115</b>	<b>.739</b>	<b>210-2.0</b>	<b>214</b>	<b>109</b>	<b>77</b>	<b>6</b>	<b>62</b>	<b>554-5.4</b>



## TYLER LANGE

Sac City, Iowa  
 Urbandale HS  
 6'6" • 226 lbs.  
 Forward  
 Junior

# 34

**SOPHOMORE (2011-12):** Played in 14 games ... scored five points and grabbed four rebounds in 24 minutes of action as a sophomore ... recorded a steal and scored 2 pts in a 65-48 win over Indiana State (1/4) ... scored on a traditional 3-point play in UNI's 59-39 win over Western Carolina (11/22) ... saw time in both road games to start the season at Old Dominion (11/12) and Saint Mary's (11/14).

**REDSHIRT FRESHMAN (2010-11):** Saw action in 11 games, including both contests in the CIT ... posted a career-high 4 pts in an 84-50 win over Rider in the CIT (3/15) ... buried his first collegiate field goal in a 69-49 win over Drake

... scored his first collegiate points (2) at Indiana State ... notched a career-high 5 rbs in 16 minutes of action in an 84-45 triumph over Coe ... saw his first collegiate action at No. 10-ranked Syracuse ... played 5 minutes in UNI's 57-38 exhibition victory over Univ. of Mary ... grabbed 3 rbs in 7 minutes of exhibition action vs. Wartburg.

**FRESHMAN (2009-10):** Redshirted.

**HIGH SCHOOL:** A 2009 graduate of Urbandale High School ... earned second-team all-state honors as a senior at Urbandale ... named to third-team all-state squad as a junior at East Sac County High School ... averaged 15 points, nine rebounds and two assists as a senior ... averaged 16 points, seven rebounds and two assists as a junior ... earned letters in basketball (4), baseball (3), golf (2) and tennis (1) ... high school coach: Brad Bjorkgren ... honor roll student ... member of National Honor Society ... academic all-state honoree.

**PERSONAL:** Born Oct. 25, 1990, in Kansas City, Kan. ... son of Tom and Carol Lange ... has two sisters, Brittany and Jennifer ... majoring in economics ... also recruited by Wichita State and Univ. of Chicago ... selected UNI because of its "successful basketball and accounting programs."







**CAREER-HIGHS**

**Points**  
4 vs. Rider (3/15/11)

**Field Goals Made**  
1, four times

**3 Pt. Field Goals Made**  
None

**Free Throws Made**  
2 at Indiana State (1/7/09)

**Free Throws Attempted**  
4 at Indiana State (1/7/09)

**Rebounds**  
5 vs. Coe (11/16/10)

**Assists**  
2 vs. Coe (11/16/10)


**Steals**  
1, twice

**Blocked Shots**  
None

**Minutes Played**  
16 vs. Coe (11/16/10)

**LANGE'S CAREER STATISTICS**

Year	G-GS	FG-FGA	Pct.	3FG-3FGA	Pct.	FT-FTA	Pct.	Reb.-Avg.	PF	A	TO	B	S	Pts.-Avg.
2010-11	11-0	2-6	.333	0-2	.000	4-8	.500	13-1.2	4	2	3	0	1	8-0.7
2011-12	14-0	2-5	.500	0-1	.000	1-1	1.000	4-0.3	4	0	1	0	1	5-0.4
<b>Totals</b>	<b>25-0</b>	<b>4-11</b>	<b>.364</b>	<b>0-3</b>	<b>.000</b>	<b>5-9</b>	<b>.556</b>	<b>17-0.7</b>	<b>8</b>	<b>2</b>	<b>4</b>	<b>0</b>	<b>2</b>	<b>13-0.5</b>



## MATT MORRISON

Solon, Iowa  
Solon HS  
6'0" • 180 lbs.  
Guard  
Junior

# 21

**SOPHOMORE (2011-12):** Saw action in 31 games ... led the team in three-point field goal percentage (45.5 percent) ... shot 90.9 percent (10-of-11) from the foul line as a sophomore ... made at least one 3-pointer in 15 games in 2011-12 ... scored two big second-half field goals in UNI's 67-65 NIT road win at Saint Joseph's (3/14) ... was a perfect 3-for-3 from the field including a 3-pointer vs. Wichita State (1/18) ... posted 8 pts off the bench in a 61-60 win over Missouri State (1/13) ... notched a career-high with 4 rbs in a 65-48 win over Indiana State (1/4) ... scored 10 pts and dished out a career-high 3 assists in an 84-48 win over Loras (12/19) ... tallied a career-high 14 pts on 5-of-6 shooting (4-of-5 from 3s) in a 69-62 win at Iowa State (11/30) ... made his two 3-pointers against Providence and made his first four 3-point attempts vs. Iowa State ... picked up nine minutes of action in a 59-39 win over Western Carolina (11/22) ... played in the final minute at Saint Mary's (11/14) ... scored 2 pts in six minutes of action in an exhibition win over Northern State (10/30).


**REDSHIRT FRESHMAN (2010-11):** Saw action in 22 of the Panthers' 34 games ... contributed a career-high 7 pts in UNI's 84-50 win over Rider in the CIT ... buried one of the Panthers' school-record tying 15 3-pointers vs. Bradley (2/15) ... posted a career-high 6 points and 2 rebounds in a 68-47 win over SIU Edwardsville ... made his first collegiate shot (3-pointer) vs. South Carolina State ... saw his first collegiate action at No. 10-ranked Syracuse ... scored 2 pts and grabbed 2 rbs UNI's 57-38 exhibition victory over Univ. of Mary.

**FRESHMAN (2009-10):** Redshirted.

**HIGH SCHOOL:** A 2009 graduate of Solon High School ... named Cedar Rapids Gazette's Co-Male Athlete of the Year as a senior ... first-team all-state pick as a senior and was named the Class 2A Player of the Year in the state of Iowa ... three-time all-conference honoree ... never lost a game a game his senior year in football or basketball in leading Solon to a pair of state championships ... averaged 18 points, five rebounds, five steals and four assists per game as a senior ... passed for 1,600 yards and 19 TDs his senior year in football ... won two state championships in football ... high school coach: Brad Randall.

**PERSONAL:** Born Sept. 8, 1991, in Cedar Rapids, Iowa ... son of Mark and Cindy Morrison ... has a sister, Kelsey ... majoring in business administration ... also recruited by North Dakota, Evansville and Missouri State.





## CAREER-HIGHS

**Points**

14 at Iowa State (11/30/11)

**Field Goals Made**

5 at Iowa State (11/30/11)

**3 Pt. Field Goals Made**

4 at Iowa State (11/30/11)

**Free Throws Made**

4 vs. Rider (3/15/11)

**Free Throws Attempted**

6 vs. Rider (3/15/11)

**Rebounds**

4 vs. Indiana State (1/4/12)

**Assists**

3 vs. Loras (12/19/11)

**Steals**

2, twice

**Blocked Shots**

None

**Minutes Played**

23 at Indiana State (1/12/12)

## MORRISON'S CAREER STATISTICS

Year	G-GS	FG-FGA	Pct.	3FG-3FGA	Pct.	FT-FTA	Pct.	Reb.-Avg.	PF	A	TO	B	S	Pts.-Avg.
2010-11	22-0	7-24	.292	4-15	.267	8-10	.800	7-0.3	13	5	7	0	0	26-1.2
2011-12	31-0	36-90	.400	20-44	.455	10-11	.909	31-1.0	35	17	23	0	14	102-3.4
<b>Totals</b>	<b>53-0</b>	<b>43-114</b>	<b>.377</b>	<b>24-59</b>	<b>.407</b>	<b>18-21</b>	<b>.857</b>	<b>38-0.7</b>	<b>48</b>	<b>22</b>	<b>30</b>	<b>0</b>	<b>14</b>	<b>128-2.5</b>



## CHIP RANK

Cedarburg, Wis.  
Cedarburg HS  
6'6" • 235 lbs.  
Forward  
Junior

# 4

**SOPHOMORE (2011-12):** First-Team MVC Scholar-Athlete Team ... MVC All-Bench Team pick ... ranked second on the team in 3-point accuracy (45.2 percent) ... ranked second on the squad in field goal percentage (49.6 percent) ... scored in 29 of 34 games ... recorded nine double-digit scoring efforts off the bench ... made at least one 3-pointer in 12 straight games to end the season ... played a career-high 31 minutes and scored 7 pts in a 65-61 win at Southern Illinois (2/25) ... nailed all four shots from the field (including two 3-pointers) in the win over Southern Illinois (1/31) ... scored a career-high 15 pts and grabbed a season-high 7 rbs at Bradley (1/15) ... tied a career-high with four 3-pointers against the Braves ... made game-winning basket with 2.2 seconds left in UNI's 61-60 victory over Missouri State (1/13) ... notched 6 rbs in a 65-48 win over Indiana State (1/4) ... made first career start and scored 12 pts in an 84-48 win over Loras (12/19) ... made all 3 shots (3-pointers) and a free throw for 10 pts in an 80-60 win over Iowa (12/6) ... posted 10 pts off the bench in an 83-77 win over Colorado State (12/3) ...

played a career-high 25 minutes and scored 11 points at Saint Mary's (11/14) ... buried a trio of 3-pointers against the Gaels ... tied for team-high honors with 10 rebounds in exhibition win over Northern State (10/30) ... scored 7 pts in UNI' 57-43 exhibition win over Dubuque (11/4) ... averaged 8.0 ppg and 6.0 rpg in exhibition play.

**FRESHMAN (2010-11):** Committed only five turnovers in MVC play ... ranked tied for third on the team with 28 offensive rebounds ... scored at least one point in 26 games ... credited with at least two rebounds in 20 games ... posted a career-high 14 points (4-of-5 from 3) in a 69-49 win over Drake ... made at least two 3-pointers in four different games ... drained both 3-point shots he attempted in a 66-60 win over New Mexico ... notched a career-high 9 pts vs. Milwaukee ... tied for team-high honors with 9 rbs vs. Coe ... saw 19 minutes of action in Panther debut against No. 10-ranked Syracuse ... scored 2 pts and had 2 rbs in 20 minutes of exhibition action vs. Univ. of Mary ... grabbed 6 rbs and scored 4 pts in 16 minutes of exhibition action vs. Wartburg.

**HIGH SCHOOL:** Averaged 25.0 points per game and 10.0 rebounds per game as a senior at Cedarburg High School ... first-team all-state pick as a senior ... earned honorable mention all-state honors as a junior ... three-time all-conference pick ... served as captain on the football and basketball teams ... second-team all-conference selection at quarterback in football ... member of National Honor Society ... honor roll student ... earned letters in football (4) and basketball (4).

**PERSONAL:** Born Feb. 20, 1992, in Grand Rapids, Mich. ... son of Scott and Beetle Rank ... has two siblings (Melissa and Ali) ... majoring in business administration.





**CAREER-HIGHS**

- Points**  
15 at Bradley (1/15/12)
- Field Goals Made**  
5, twice
- 3 Pt. Field Goals Made**  
4, twice
- Free Throws Made**  
5 vs. Colorado State (12/3/11)
- Free Throws Attempted**  
6 vs. Colorado State (12/3/11)
- Rebounds**  
9 vs. Coe (11/16/10)
- Assists**  
2, twice
- Steals**  
1, nine times
- Blocked Shots**  
2 vs. Evansville (1/4/11)
- Minutes Played**  
31 at Southern Illinois (2/25/12)

**RANK'S CAREER STATISTICS**

Year	G-GS	FG-FGA	Pct.	3FG-3FGA	Pct.	FT-FTA	Pct.	Reb.-Avg.	PF	A	TO	B	S	Pts.-Avg.
2010-11	34-0	40-105	.381	14-55	.255	22-29	.759	75-2.2	63	8	12	4	5	116-3.4
2011-12	34-1	69-139	.496	38-84	.452	32-42	.762	95-2.8	51	13	12	2	7	208-6.1
<b>Totals</b>	<b>68-1</b>	<b>109-244</b>	<b>.447</b>	<b>52-139</b>	<b>.374</b>	<b>54-71</b>	<b>.761</b>	<b>170-2.5</b>	<b>114</b>	<b>21</b>	<b>24</b>	<b>6</b>	<b>12</b>	<b>324-4.8</b>



## DEON MITCHELL

Pflugerville, Texas  
Pflugerville HS  
6'1" • 203 lbs.  
Guard  
Sophomore

# 1

**FRESHMAN (2011-12):** Named to the MVC All-Freshman Team ... scored a point in 32 of 34 games as a true freshman ... tallied 10 double-figure scoring games ... notched career-high in pts (18) and assists (6) at VCU (2/17) in front of national TV audience (ESPN) ... tied a career-high with 5 asts in a 78-63 win over Illinois State (2/11) ... posted back-to-back double-figure scoring games with 12 pts in a 65-62 win over Creighton (2/4) ... rejoined the starting lineup and posted 17 pts in a 58-49 win over Southern Illinois (1/31) ... buried 10-of-13 FTs in the win over the Salukis ... posted another 8-point effort in UNI's 83-68 win at Drake (1/7) ... came off the bench and posted 8 pts in a 65-48 win over Indiana State (1/4) ... tallied 14 points coming off the bench vs. Evansville (1/1)

... tied for game-high scoring honors with 13 pts in an 84-48 win over Loras (12/19) ... handed out a career-high 5 assists in an 83-77 win over Colorado State (12/3) ... enjoyed a trip home to Texas by scoring 16 first-half points in a 64-60 win over Rice (11/25) ... posted 12 points by burying four 3-pointers vs. Northern Colorado (11/20) ... grabbed a team-high six rebounds in UNI's 63-46 season-opening win at Old Dominion (11/12) ... contributed with 8 pts, 2 asts, 2 steals vs. Northern State (10/30) ... averaged 5.0 ppg in a pair of exhibition contests to begin the season

**HIGH SCHOOL:** A 2011 graduate of Pflugerville High School ... first-team all-state pick as a senior after he averaged 21 points, 6 assists and 5 rebounds per game ... first-team all-region honoree ... central Texas MVP ... district MVP ... averaged 17.6 points, 5.5 rebounds and 6.5 assists per game as a junior ... played on the Texas D1 Ambassadors AAU squad ... was a three time first-team all-district pick ... tallied all-state honors as sophomore.

**PERSONAL:** Born March 22, 1993, in Texarkana, Ark. ... son of Anita and Bennie Mitchell ... has a brother (Durell) ... major is undecided ... also recruited by Arizona, Arizona State, Colorado, Marquette, Texas A&M and TCU ... chose UNI because "the coaches are cool and the team is unselfish."






**CAREER-HIGHS**

- Points**  
18 at VCU (2/17/12)
- Field Goals Made**  
7 at VCU (2/17/12)
- 3 Pt. Field Goals Made**  
4 vs. Northern Colorado (11/20/11)
- Free Throws Made**  
10 vs. Southern Illinois (1/31/12)
- Free Throws Attempted**  
10 vs. Southern Illinois (1/31/12)
- Rebounds**  
6 at Old Dominion (11/12/11)
- Assists**  
6 at VCU (2/17/12)
- Steals**  
2, six times
- Blocked Shots**  
1 vs. Indiana State (1/4/12)
- Minutes Played**  
35 at VCU (2/17/12)

**MITCHELL'S CAREER STATISTICS**

Year	G-GS	FG-FGA	Pct.	3FG-3FGA	Pct.	FT-FTA	Pct.	Reb.-Avg.	PF	A	TO	B	S	Pts.-Avg.
2011-12	34-24	79-198	.399	21-56	.375	59-81	.728	72-2.1	34	57	74	2	20	238-7.0



## SETH TUTTLE

Sheffield, Iowa  
West Fork HS  
6'8" • 221 lbs.  
Forward  
Sophomore

10

**FRESHMAN (2011-12):** Earned a spot on the Colleg Insider.com Mid-Major Freshman All-America team ... named MVC Freshman of the Year ... earned MVC All-Freshman and All-Newcomer team status ... became the first freshman to ever lead the MVC in field goal percentage (.652) ... led the team in rebounding (5.6 rpg), offensive rebounding (7.5) and free throws made (85) ... ranked No. 2 on the squad in scoring (9.6 ppg) ... shot 50% or better in 28 of 34 games as a true freshman ... had seven double-figure rebounding games in the 2011-12 season ... credited with his fourth double-double (23 pts, 11 rbs) in a 67-65 win at Saint Joseph's (3/14) ... buried two FTs with 1.3 seconds left to account for the two-point NIT win at Saint Joseph's ... named MVC Newcomer of the Week for 3rd time for his play vs. Wichita St. (2/8) and Illinois St. (2/11) ... registered his third double-double with 17 pts and 11 rbs in a 78-63 win over Illinois State (2/11) ... earned 2nd MVC Newcomer of the Week honor for his play vs. SIU (1/31) and Creighton (2/4) ... posted 13 pts and 9 rbs in a 65-62 win over No. 12/13-Creighton (2/4) ... scored a career-high 22 pts on 7-of-9 FGs and 8-of-9 FTs at Indiana State (1/25) ... connected on 12 straight field goal attempts over a 3-game stretch vs. Bradley, Wichita State, Drake ... hit his first five shots, including a 3-pointer in scoring 15 pts in a 66-52 win over Drake (1/22) ... was 6-for-6 from the field and 3-for-3 at the line in scor-

ing 15 pts vs. Wichita State (1/18) ... blocked a career-high 2 shots in an 83-68 win at Drake (1/7) ... notched his second double-double with 16 pts, 10 rbs vs. Evansville (1/1) ... made all 3 FGs and all 4 FTs in scoring 10 pts in an 84-48 win over Loras (12/19) ... scored 12 pts and grabbed 7 boards in an 80-60 win over Iowa (12/6) ... made all six FG attempts and scored a career-high 16 pts in an 83-77 win vs. Colorado State (12/3) ... grabbed a game-high 12 rebounds in a 69-62 win at Iowa State (11/30) ... was a perfect 4-for-4 from the floor vs. the Cyclones for 9 pts ... named the MVC Newcomer of the Week after wins over Western Carolina, Rice and Providence ... earned first collegiate double-double with 13 pts, 11 rbs in a 79-62 win vs. Providence (11/26) ... notched 14 pts, 7 rbs in a 59-39 win over Western Carolina (11/22) ... shot 81.8 percent from the field in the two exhibition games, while averaging 9.5 ppg.

**HIGH SCHOOL:** A 2011 graduate of West Fork High School ... three-time all-state pick ... three-time all-conference honoree ... led West Fork to a mark of 92-4, including an undefeated record as a senior en route to the class 2A state title ... set school records for points in a season, points in a career (1,441), rebounds in a season, rebounds in a career, assists in a career, blocks in a season and blocks in a career ... helped lead West Fork to four straight Corn Bowl Conference championships in basketball ... averaged 20 points, 10 rebounds, 6 assists and 4 blocks as a prep athlete ... high school coach: Jordan Nelson ... was also a standout quarterback that led his West Fork team to the state football playoffs in 2010 ... honor roll student ... earned letters in basketball (4), football (4) and track (4).

**PERSONAL:** Born Sept. 5, 1992, in Mason City, Iowa ... son of Jim and Vicki Tuttle ... has a sister (Kayla) and a brother (Tanner) ... major is undecided ... also recruited by Iowa State, Iowa, Indiana, Colorado State, Creighton, Wisconsin, William & Mary and Northern Colorado.







**CAREER-HIGHS**

- Points**  
23 at Saint Joseph's (3/14/14)
- Field Goals Made**  
7, three times
- 3 Pt. Field Goals Made**  
1, four times
- Free Throws Made**  
9 at Saint Joseph's (3/14/14)
- Free Throws Attempted**  
10 at Saint Joseph's (3/14/14)
- Rebounds**  
12 at Iowa State (11/30/11)
- Assists**  
3, twice
- Steals**  
3, twice
- Blocked Shots**  
2 at Drake (1/7/12)
- Minutes Played**  
30, three times

**TUTTLE'S CAREER STATISTICS**

Year	G-GS	FG-FGA	Pct.	3FG-3FGA	Pct.	FT-FTA	Pct.	Reb.-Avg.	PF	A	TO	B	S	Pts.-Avg.
2011-12	34-34	118-181	.652	4-9	.444	85-126	.652	190-5.6	68	36	38	15	27	325-9.6



**NATE BUSS**  
 Charles City, Iowa  
 Charles City HS  
 6'9" • 216 lbs.  
 Forward  
 Sophomore

**14**

**REDSHIRT FRESHMAN (2011-12):** Played in two games before suffering a broken right arm in a workout on Nov. 17 ... saw a total of four minutes of action at Old Dominion (11/12) and at Saint Mary's (11/14) ... posted 9 pts in 15 minutes of action in an exhibition win over Northern State (10/30) ... averaged 7.0 ppg in two exhibition games.

**FRESHMAN (2010-11):** Redshirted.

**HIGH SCHOOL:** Led the state of Iowa in scoring as a senior with 27.2 points per game average ... averaged 11.0 rebounds and 3.0 blocks in 2009-10 ... a first-team all-state pick as a senior for Charles City High School ... third-team all-state selection as a junior ... averaged 18.4 points, 8.4 rebounds, 1.8 assists per game as a junior in 2008-09 ... two-time all-area, all-district, all-conference, all-substate honoree ... honor roll student, who carried a 3.5 GPA or higher all four years ... earned letters in cross country (3), basketball (2) and track (2) ... high school coach: Todd Forsyth.

**PERSONAL:** Born Jan. 5, 1992, in Waterloo, Iowa ... son of Jeffrey and Joyce Buss ... has two siblings (Jacob and Nicole) ... majoring in communication ... his father, Jeff, played football for the Panthers from 1980-84 and was a three-time letterwinner.




**MAX MARTINO**  
 Cedar Rapids, Iowa  
 Kennedy HS  
 6'5" • 210 lbs.  
 Guard  
 Sophomore

**24**

**REDSHIRT FRESHMAN (2011-12):** Saw action in 23 games ... scored 10 points and pulled down 15 rebounds as he averaged 6.2 minutes per game ... matched a career-high with 4 rbs at Missouri State (1/28) ... scored a career-high 4 pts in a 66-52 win over Drake (1/22) ... tied a career-high with 2 rebounds vs. Wichita State (1/18) ... saw a career-high 21 minutes and scored 3 pts in an 84-48 win over Loras (12/19) ... buried UNI's first made 3-pointer of the season at Old Dominion (11/12) ... made a donation to the "Locks of Love" when he trimmed his hair in January.

**FRESHMAN (2010-11):** Redshirted.

**HIGH SCHOOL:** Named the 2009-10 Cedar Rapids Kennedy Male Athlete of the Year ... four-sport competitor was also the valedictorian of his high school class and earned academic all-state honors as a senior ... two-year varsity starter at guard for Kennedy ... named the team's MVP as a senior and was a two-time Defensive Player of the Year ... earned second-team all-conference and all-metro honors as a senior ... also a standout on the track and football squads ... a member of the 2010 Drake Relays champion in the shuttle hurdle relay, which set Drake, state and national records in the event ... on the football field, he served as team captain and was named team MVP ... earned academic all-state honors on the gridiron, while also being selected to participate in the 2010 Shrine Bowl ... earned second-team all-state honors and first-team all-conference honors in football as a senior ... also played two seasons of baseball as a prep ... high school coach: Bob Fontana.



**BUSS'S CAREER STATISTICS**

Year	G-GS	FG-FGA	Pct.	3FG-3FGA	Pct.	FT-FTA	Pct.	Reb.-Avg.	PF	A	TO	B	S	Pts.-Avg.
2011-12	2-0	0-0	.000	0-0	.000	0-0	.000	0-0.0	0	0	0	0	0	0-0.0

**MARTINO'S CAREER STATISTICS**

Year	G-GS	FG-FGA	Pct.	3FG-3FGA	Pct.	FT-FTA	Pct.	Reb.-Avg.	PF	A	TO	B	S	Pts.-Avg.
2011-12	23-0	4-14	.286	1-6	.167	1-2	.500	15-0.7	17	2	10	0	3	10-0.4



**MARVIN SINGLETON**

St. Louis Park, Minn.  
Hopkins HS  
6'6" • 245 lbs.  
Forward  
Sophomore

**12**

**FRESHMAN (2011-12):** Saw action in 15 games as a true freshman ... scored 13 points and grabbed 22 rebounds in game action as a true freshman ... grabbed a pair of offensive rebounds in four minutes at Wichita State (2/8) ... notched a career-high 6 rbs in 13 minutes of action in a 64-60 win over Rice (11/25) ... posted four points and three rebounds in 10 minutes of action vs. Northern Colorado (11/20) ... scored his first collegiate field goal at Saint Mary's (11/14) ... tied for team-high honors with 10 rebounds in exhibition win over Northern State (10/30) ... averaged 6.5 rpg and 5.5 ppg in exhibition play. **HIGH SCHOOL:** A 2011 graduate of Hopkins High School ... a member of three state championship squads in 2009, 2010 and 2011 ... helped lead the Royals to a four-year record of 122-5 ... four-time conference champions ... averaged 20 points and 12 rebounds as a senior ... averaged 18.5 points and 8.5 rebounds as a junior ... two-time all-state pick ... honorable mention all-Lake Conference as a freshman and sophomore ... first-team all-conference honoree as a junior and a senior ... state tournament MVP as both a junior and a senior ... four-year letterwinner in basketball ... honor roll student.

**PERSONAL:** Born May 10, 1993, in Minneapolis, Minn. ... son of Marvin and Meta Singleton ... majoring in accounting ... also recruited by Wofford ... chose UNI because "it just felt like the right place for me."



**WES WASHPUN**

Cedar Rapids, Iowa  
C.R. Washington HS/Tennessee  
6'1" • 170 lbs.  
Guard  
Sophomore

**11**

**FRESHMAN (2011-12) AT TENNESSEE:** Saw action in 17 games and averaged 0.9 points, 1.3 rebounds and 1.4 assists in 10.2 minutes per game ... Appeared in four SEC games ... Totaled three points, three rebounds, one assist, one block and one steal in 14 solid minutes during UT's win over The Citadel (12/29/11) ... Played 81 consecutive minutes without a turnover during a six-game stretch in November and December ... Dished out four assists and also added two rebounds and block in 20 solid minutes off the bench in the win over Chaminade at the Maui Invitational (11/23/11) ... In 33 total minutes vs. No. 6 Duke (11/21/11) and No. 8 Memphis (11/22/11) in Maui, he had four points and zero turnovers.

**High School:** Graduated from Washington High School in Cedar Rapids, Iowa, where he was coached by Brad Metzger ... Earned first-team Class 4A All-State honors from the Iowa Newspaper Association after averaging 18 points, 5.4 rebounds, 4.0 assists, 3.7 steals and 2.1 blocks per game as a senior in 2011 ... His 92 total steals as a senior marked a WHS single-season record ... The Warriors finished the 2011 season with a 17-9 record and advanced to the quarterfinals of the Class 4A tournament, where Washpun scored a team-high 23 points in his final prep game ... Lettered one year in cross country ... Also was active in his school's show and concert choirs ... Played AAU ball with the Iowa Barnstormers program and was teammate of Seth Tuttle on that squad.

**Personal:** Born March 26, 1993, in Cedar Rapids, Iowa ... Full name is Wesley Lamar Washpun ... major is undecided ... Parents are Troy and Angie Washpun.

**SINGLETON'S CAREER STATISTICS**

Year	G-GS	FG-FGA	Pct.	3FG-3FGA	Pct.	FT-FTA	Pct.	Reb.-Avg.	PF	A	TO	B	S	Pts.-Avg.
2011-12	15-0	6-13	.462	0-0	.000	1-4	.250	22-1.5	12	2	6	0	2	13-0.9

**WASHPUN'S CAREER STATISTICS**

Year	G-GS	FG-FGA	Pct.	3FG-3FGA	Pct.	FT-FTA	Pct.	Reb.-Avg.	PF	A	TO	B	S	Pts.-Avg.
2011-12	17-0	6-21	.286	0-3	.000	4-8	.500	22-1.3	22	23	15	7	8	16-0.9





## MATT BOHANNON

Marion, Iowa  
Linn-Mar HS  
6'4" • 190 lbs.  
Guard  
Redshirt Freshman

# 5

FRESHMAN (2011-12): Redshirted.

**HIGH SCHOOL:** A 2011 graduate of Linn-Mar High School ... first-team all-state pick as a senior after helping lead his squad to a 26-0 record and a class 4A state title ... averaged 17 points, 4 rebounds and 2 assists per game as a senior while shooting 45 percent from 3-point land ... second-team all-state pick as a junior after leading the Lions to a 24-2 mark and a conference title in 2010 ... averaged 17.4 points and 5.4 rebounds per game as a junior while shooting 45.5 percent from the field and 76 percent from the foul line ... two-time all-metro selection ... captain of the state all-tournament team as a senior ... second-team all-metro and honorable mention all-conference honors as a sophomore ... honor roll student all four years ... member of National Honor Society ... earned Business Student Award in 2011 ... earned three letters in basketball ... high school coach: Chris Robertson ... finished his high school career as the third all-time leading scorer in Linn-Mar's history.

**PERSONAL:** Born May 20, 1993, in Iowa City, Iowa ... son of Gordy and Brenda Bohannon ... has three siblings: Jason, Zach and Jordan ... majoring in accounting ... also recruited by Creighton, San Diego, Northwestern and Illinois State.



## MATT MACDOUGALL

Cedar Rapids, Iowa  
C.R. Prairie HS  
6'4" • 175 lbs.  
Guard  
Freshman

# 32

**HIGH SCHOOL:** A 2012 graduate of Cedar Rapids Prairie High School ... averaged 15.0 ppg as a senior ... third-team all-state pick as a senior ... first-team all-MVC in 2011-12 ... first-team all-metro pick as a junior ... second-team all-MVC honoree as a sophomore and a junior ... second-team all-metro selection as a sophomore and a junior ... team co-captain ... three-year varsity letterwinner in basketball ... member of National Honor Society ... student council representative as a senior ... honor roll student ... high school coach: James Moses.

**PERSONAL:** Born Jan. 3, 1994, in Cedar Rapids, Iowa ... son of Doug and Deb MacDougall ... has a brother (James) and a sister (Sarah) ... majoring in biology ... hobbies include skiing, playing video games and hanging out with friends ... does community service and volunteer work with the Pittsburgh Project ... chose UNI because, "I got the chance to be a walk-on."



## CHRIS OLIVIER

Chicago, Ill.  
Quakerdale Prep  
6'8" • 245 lbs.  
Forward  
Redshirt Freshman

# 31

FRESHMAN (2011-12): Redshirted.

**PREP SCHOOL:** Attended Quakerdale Prep School in New Providence, Iowa ... played for prep school coach Stan Hughes.

**HIGH SCHOOL:** A 2010 graduate of Seton Academy in Chicago, Ill. ... earned all-conference and all-area honors as a member of the Sting ... averaged 20 points, 10 rebounds and 4 blocks in high school ... member of the 2009 state championship squad.

**PERSONAL:** Born March 27, 1992, in Chicago ... son of Marcia Olivier ... major is undecided ... chose UNI because "it's a great fit for me" ... his mother is his biggest influence because "she has been through a lot of things in her life and she has made me the man I am today."



# COACHING STAFF





**BEN JACOBSON**  
 Head Men's Basketball Coach  
 7th Season  
 University of North Dakota, 1994

UNI head coach Ben Jacobson guided the program to its fourth straight 20-win season and fourth consecutive postseason playoff appearance in the 2011-12 season.

In six seasons as the Panthers' head coach, Jacobson has tallied a record of 129-70.

The Panthers have won 93 games over the past four seasons, which is the most

of any four-year stretch in the history of the program. The previous best was 91 from 2007-08 (18), 2008-09 (23), 2009-10 (30) and 2010-11 (20).

Jacobson led the Panthers to a tie for third place in the Missouri Valley Conference in 2011-12 – the ninth straight year the Panthers have finished in the upper-half of the league. Prior to the streak starting in 2003-04 (when UNI tied for second and won the MVC Tournament), UNI had only finished in the top half of the league standings twice since joining the conference in 1991.

UNI earned the program's first-ever appearance in the National Invitational Tournament in 2011-12. UNI scored a 67-65 opening round road win at Saint Joseph's, before dropping a 65-63 decision at Drexel in the second round.

The 2011-12 season also saw freshman forward Seth Tuttle named the MVC Freshman of the Year.

When Panthers fans talk about Coach Jake - the talk will almost virtually turn toward the magical 2009-10 season for the Panthers. Coach Jake's crew posted a 30-5 mark to eclipse the school record for wins by seven games and earned the program's first-ever Sweet 16 appearance by knocking off the No. 1-ranked Kansas Jayhawks in the NCAA Tournament's second round in Oklahoma City, Okla.

The Panthers finished the 2009-2010 season ranked No. 13 in the final ESPN/

USA Today Coaches' Poll - marking the highest ranking in school history.

Jacobson-coached squads have made defense a priority and none more prevalent than the 2008-09 and 2009-10 seasons, which saw the Panthers named the Missouri Valley Conference's Army National Guard Defensive Team of the Year in back-to-back years.

The Panthers made their mark in 2008-09 on the road as the squad put up an impressive 11-1 mark on the road against league foes.

Included in that impressive road mark was a streak of eight straight victories away from the McLeod Center, which was the eighth-longest road winning streak in the history of the Missouri Valley Conference.

Jacobson-coached squads have made defense a priority. The Panthers were named the league's Army National Guard Defensive Team of the Year in 2008-09 and 2009-10. The Panthers held the competition to 63.5 points per game and 41.9 percent field goal shooting in 2008-09.

Jacobson, 41, was hired as head men's basketball coach on March 22, 2006, becoming the 21st head coach in UNI history, and since then, has kept the Panthers in the upper half of the rugged Missouri Valley Conference.



**Ben and Hunter at the 2010 NCAA Tournament**



The 2007-08 UNI team, which posted an 18-14 overall mark and advanced to the semifinals of the State Farm MVC Tournament, ranked 14th in the nation in fewest turnovers per game, averaging just 11.8. The Panthers turned it over more than 13 times in a game just 11 times, with a low of five against both Loyola (Dec. 1) and Illinois State (Jan. 30).

Jacobson's 2007-08 Panthers were also stalwarts on the defensive end of the floor. They led the Missouri Valley Conference in field goal percentage defense (.395), and were third in scoring defense (60.3 ppg) - ranking 17th and 14th nationally in those categories. UNI allowed only six opponents to score more than 68 points in any game in the 2007-08 season, holding its foes to 50 points or less six times, and holding 13 opponents to less than 38 percent shooting.

In addition, its 61-48 win at Iowa State on Nov. 27, 2007 marked just UNI's third win in 27 games played in Ames, and only the school's second-ever win at Hilton Coliseum. The Panthers last win at Hilton was in 1997 under Eldon Miller, while UNI's other win at ISU was a 59-54 victory in the 1963-64 season, when it was a Division II school known as the State College of Iowa under the direction of Norm Stewart.

Jacobson also coached UNI as it became the first college program ever to represent the United States of America at an international basketball competition. In August 2007, UNI was chosen to be Team USA at the World University Games in Bangkok, Thailand. Donning the Red, White and Blue, UNI went 5-1 in the tournament, losing only to eventual gold medalist Lithuania, while posting wins over Angola, Turkey, China, Finland and Israel.

Jacobson finished his first campaign at the helm of UNI with an 18-13 record. The 18 wins were the most for a first-year Panther head coach since the team joined

the Division I ranks in 1980. In addition, UNI posted wins over Iowa State and Iowa - sweeping the Cyclones and Hawkeyes in the same season for just the second time ever - including posting a win in Iowa City for the first time in program history.

Academics also are of the highest priority under Jacobson. The UNI men's basketball team posted a 3.23 GPA in the spring 2011 semester. UNI entered the 2011-12 season with a 3.06 cumulative team GPA. A total of 20 Panther basketball players have earned first-team, second-team or honorable mention Academic All-Conference honors since 2003.

Before taking over as head coach, Jacobson was the Panthers' top assistant coach starting in 2001, and was a key cog in bringing the Panthers from the basement of the Missouri Valley Conference to the penthouse. With Jacobson on staff, the development of UNI basketball has been remarkable.

UNI has won at least 18 games each of the past nine seasons, the first time in school history it has accomplished that feat. The Panthers have won 194 games since the start of the 2003-04 season, marking the most successful stretch in school history.

UNI advanced to the NCAA tournament five times in a seven-year stretch (2004, 2005, 2006, 2009 and 2010), including receiving two at-large bids. UNI also achieved its first-ever Division I top-25 ranking during the 2005-06 season.

While this is Jacobson's first head coaching job, he had 12 years of prior assistant coaching experience. Before joining former UNI head coach Greg McDermott in Cedar Falls beginning with the 2001-02 campaign, he served one season as an assistant coach under McDermott at Division II North Dakota State. His responsibilities there included serving as recruiting and academic coordinator.

Jacobson has a long history in the North Central Conference, having played at the University of North Dakota from 1989-93. He was a four-year letterman for the Sioux, a two-year starter, and he ended his career as the school's all-time assist leader. UND made two Elite Eight appearances and four regional appearances, along with winning two conference championships, during his career. He was team captain in 1991-92 and 1992-93, was named to the NCC's All-Academic Team in 1993, and was a player representative to UND's letterwinner's association from 1991-93.

In September of 2008, his 1989-90 team from the University of North Dakota - when he was a freshman guard for the Fighting Sioux - was inducted

## THE JACOBSON FILE

### Coaching Experience

2006-present ..... UNI, head coach  
 2005-06 ..... UNI, associate head coach  
 2001-05 ..... UNI, assistant coach  
 2000-01 ..... North Dakota State Univ., assistant coach/  
 ..... recruiting coordinator  
 1996-2000 ..... Univ. of North Dakota, assistant coach/  
 ..... recruiting coordinator  
 1994-96 ..... Univ. of North Dakota, graduate assistant

### Playing Experience

1989-93 ..... Univ. of North Dakota  
 Four year letterwinner  
 Two-year team captain

### Education

1994... Univ. of North Dakota, bachelor's, physical education

### Personal

Family ..... Wife: Dawn  
 Children: Hunter (9) and Tanner (7)  
 Birthdate ..... Dec. 16, 1970

into the UND Athletics Hall of Fame. That squad finished 28-7 overall, including a perfect 16-0 at home, and finished third in the nation.

He was a student assistant coach at North Dakota from 1993-94. From 1994-96, he was a graduate assistant at UND and became a full-time assistant coach for the Sioux from 1996-2000, prior to spending the 2000-01 season at North Dakota State University.

A native of Mayville, N.D., Jacobson graduated from Mayville-Portland High School in 1989 as valedictorian. He received his bachelor's degree in physical education from the University of North Dakota in 1994.

Jacobson and his wife, Dawn, have two children, Hunter (9) and Tanner (7).



**Hunter, Dawn, Ben and Tanner Jacobson**





**P.J. HOGAN**  
**Assistant Men's Basketball Coach**  
 10th Season  
 Morningside, 1999

P.J. Hogan is in his 10th year at the University of Northern Iowa, and his eighth as a full-time assistant coach. Hogan is responsible for coordinating player development, particularly with the Panthers' perimeter players, and is heavily involved in recruiting. He also is in charge of coordinating UNI's opponent scouting as well as the team's numerous summer camps.

Prior to coming to UNI, Hogan served as the top assistant coach at Southwest State University (known today as Southwest Minnesota State) for two years. At the Division II school, he helped lead them to an overall record of 38-18 and two second-place finishes in the Northern Sun Intercollegiate Conference. The 2001-02 team won 21 games – the second-most wins in school history – and advanced to the conference tournament championship game.

While at Southwest State, he was in charge of recruiting and player development. In addition, he oversaw the team's strength and conditioning program, and served as the team's academic coordinator.

Before going to Southwest State, Hogan worked at North Dakota State University during the 2000-01 season as an assistant coach, as well as the 1999-2000 season at Wayne State College. Hogan was part of one of most successful seasons in school history, as the Wildcats went 26-6 and reached the NCAA Division II Sweet Sixteen.

A native of Dubuque, Iowa, Hogan was a four-year letterwinner at Morningside College in Sioux City, Iowa. He graduated from Morningside in 1999 with a degree in sociology and was named to the North Central Conference's honorable mention all-academic team. A high school graduate of Dubuque Hempstead, Hogan was a Class 4A first-team all-state performer.

Hogan earned his master's degree in leisure services from UNI in 2008.



**THE HOGAN FILE**

**Coaching Experience**

- 2005-present ..... UNI, assistant coach
- 2003-05..... UNI, graduate manager
- 2001-03..... Southwest State, assistant coach
- 2000-01..... North Dakota State Univ., assistant coach
- 1999-2000 .... Wayne State (Neb.), graduate assistant coach

**Playing Experience**

- 1996-99..... Morningside

**Education**

- 1999..... Morningside, bachelor's, sociology
- 2008..... UNI, master's, leisure services

**Personal**

- Birthdate..... Aug. 2, 1976





**KYLE GREEN**  
**Assistant Men's Basketball Coach**  
**Recruiting Coordinator**  
 7th Season  
 Hamline, 1992

Kyle Green will serve as the Panthers' recruiting coordinator along with his role as an assistant coach.

Green is in his third stint as an assistant coach for the UNI Panther men's basketball team. Green served as an assistant from 2001-2003 and from 2006-2011.

In the 2011-2012 season, Green was the head coach at Wisconsin-Eau Claire - a Division III school in Eau Claire, Wis.

In between his previous two terms as a Panther assistant, Green was an assistant coach at Marquette University in the 2003-2004 season and the head coach of Lewis University, a Division II school in Romeoville, Ill., in the 2004-2005 and 2005-2006 seasons.

Green started his coaching career in 1992 as player/coach of the Frederica (Denmark) Basketball Club. He was named Denmark Serie Coach of the Year after guiding Frederica to a 30-3 record and the Denmark Serie title. He then served as an assistant coach from 1993-1995 at his alma mater, Hamline (Minn.) University. He has also served as an assistant coach at Southwest Minnesota State (1995-1997), and Augustana (S.D.) College (1997-2000) and was head coach at Western State (Colo.) College during the 2000-2001 season.

A native of Minneapolis, Minn., Green received his bachelor's degree in social studies/psychology from Hamline in 1992. He was a four-year letterwinner for Hamline, earning academic all-conference honors as both a junior and senior.

Green earned his master's degree in athletic administration from St. Thomas University in 1999.

He and his wife, Michele, are the parents of a son, A.J. (13), and a daughter, Emerson (10).



**THE GREEN FILE**

**Coaching Experience**

- 2012-present ..... UNI, assistant coach
- 2011-12 ..... Wisconsin-Eau Claire, head coach
- 2006-11 ..... UNI, assistant coach
- 2004-06 ..... Lewis, head coach
- 2001-03 ..... UNI, assistant coach
- 2000-01 ..... Western State, head coach
- 1997-2000 ..... Augustana (S.D.), assistant coach
- 1995-97 ..... Southwest (Minn.) State, assistant coach
- 1993-95 ..... Hamline, assistant coach

**Playing Experience**

- 1992-93 ..... Frederica Basketball Club
- 1989-92 ..... Hamline

**Education**

- 1992 ..... Hamline, bachelor's, social studies/psychology
- 1999 ..... St. Thomas, master's, athletic administration

**Personal**

- Family ..... Wife: Michele
- Children ..... A.J. (13), Emerson (10)
- Birthdate ..... June 26, 1970



A.J., Michele, Kyle and Emerson Green





**ERIK CRAWFORD**  
**Assistant Men's Basketball Coach**  
 2nd Season  
 UNI, 2006

Erik Crawford is in his second season as an assistant coach for the University of Northern Iowa men's basketball team.

Crawford, a native of Oakdale, Minn., totaled 1,108 points in his collegiate playing career. As a Panther from 2003-06, he helped lead UNI to three straight appearances in the NCAA Tournament (2004, 2005, 2006). The Panthers posted a mark of 65-31 during Crawford's playing days. He was an honorable mention all-Missouri Valley Conference pick as a junior. He earned MVC All-Newcomer status in 2004 following a transfer from Bowling Green State University. Crawford played prep basketball at Tartan High School in Oakdale, Minn.,

where he helped the Titans win the 2000 Minnesota Class 4A state title.

Crawford served as Creighton University's director of basketball operations in 2010-11. Prior to his year at Creighton, Crawford spent the previous four seasons at Iowa State University. With the Cyclones, he served as a graduate manager (two years) and as an assistant director of basketball operations (two years). Crawford worked for head coach Greg McDermott at both Creighton and Iowa State.

Crawford earned his undergraduate degree in leisure youth and human services from UNI in May 2006. He also earned his master's degree in kinesiology from Iowa State in May 2011.

He and his wife, Nicole, have a daughter, Mya Marie (5), and son, Treyvin Randall (2).

## THE CRAWFORD FILE

### Coaching Experience

2011-present ..... UNI, assistant coach  
 2010-11 ..... Creighton, director of basketball operations  
 2008-10... Iowa State, asst. director of basketball operations  
 2006-08.....Iowa State, graduate manager

### Playing Experience

2003-06..... UNI  
 2002-03..... Bowling Green

### Education

2006..... UNI, bachelor's, leisure youth and human services  
 2011..... Iowa State, master's of kinesiology

### Personal

Birthdate..... Aug. 20, 1983  
 Wife ..... Nicole  
 Children..... Mya (5), Treyvin (2)



Mya, Nicole, Erik and Treyvin





**DERRIK NETTEN**  
**Director of Basketball Operations**  
 5th Season  
 UNI, 2006

Derrik Netten is in his fifth year working with the UNI men's basketball program, and fourth year in a full-time role as director of basketball operations. Netten coordinates team travel arrangements, the recruiting database and players' academics.

Prior to joining UNI, he served as an assistant coach at the University of Wisconsin-Superior during the 2006-07 season, serving

as the team's recruiting coordinator and camps director. He was on staff when UWS signed four top-40 recruits from the state of Wisconsin for the first time in school history, giving it the top recruiting class in the Wisconsin Intercollegiate Athletic Conference.

Netten, who served as the team's administrative assistant in 2007-08, graduated from UNI in 2006 with a bachelor's degree in elementary and middle school education.

He and his wife, Gina, reside in Cedar Falls with their daughter, Ellia (2).

**THE NETTEN FILE**

**Coaching Experience**


2008-present . . . . .UNI, director of basketball operations  
 2007-08 . . . . .UNI, administrative assistant  
 2006-07 . . . . .Wisconsin-Superior, assistant coach

**Education**

2006 . . . . .UNI, bachelor's,  
 . . . . . elementary and middle school education

**Personal**

Birthdate . . . . . Jan. 18, 1983  
 Wife . . . . . Gina  
 Children . . . . . Ellia (2)



Gina, Derrik and Ellia Netten

**CHRIS FOSTER****Video Coordinator**

2nd Season

UNI, 2005

Chris Foster will serve as the UNI men's basketball video coordinator for the second straight season.

Foster returned to the men's basketball staff in Dec. 2011, following his time as a high school teacher and coach in the St. Louis, Mo., area. Foster played at UNI from 2000-2005. He then served three different roles in three years for the Panther coaching staff. In 2005-06, he

was a graduate manager. In 2006-07, Foster was UNI's director of basketball operations. Then in 2007-08, Foster moved into a full-time assistant coaching position for the Panthers.

Foster tallied 1,027 points for the Panthers as he saw action in 120 games, while drawing 57 starting assignments. He was a member of two NCAA Tournament squads as a player and one as a graduate manager.

Foster was a member of the 2002 MVC All-Freshman squad. Foster scored 364 points as a redshirt freshman in the 2001-02 season, a number which ranks as the fourth-highest total among UNI freshman in the history of the program.

Foster led the Panthers in assists in the 2002-03 season with 118. Foster ranks No. 5 at UNI all-time in assists with 370.

Foster ranks No. 8 on the Panthers' all-time 3-pointers made chart with 144.

He and his wife, Kylie, reside in Cedar Falls with their son, Jase (4), and daughter, Avery (1).



Jase, Chris, Kylie and Avery Foster

**DON BISHOP****Director of Athletic Training Services**

12th Season

Upper Iowa, 1992

Don Bishop, Director of Athletic Training Services, is in his 12th year at UNI. He is directly responsible for the health care of the men's basketball team and supervision of 10 certified athletic trainers on the UNI athletic training staff. Bishop also is a clinical instructor within the UNI Athletic Training Education Program. Prior to his arrival at UNI, he was the director of athletic training

education and head athletic trainer for seven years at Upper Iowa University.

Bishop received his bachelor's degree in health, physical education and recreation from Upper Iowa in 1992 and his master's in health, physical education and leisure services from UNI in 1997. In his position at Upper Iowa, he coordinated athletic training coverage for 17 Division III sports teams.

Prior to joining Upper Iowa's staff, he was the clinical athletic training outreach coordinator at Winneshiek County Memorial Hospital in Decorah, Iowa, from 1992-94, and was an adjunct instructor at Northeast Iowa Community College in Calmar, Iowa, in spring 1994.

Bishop is a member of the National Athletic Trainers' Association (NATA), Mid-America Athletic Trainer's Society and the College Athletic Trainers' Society. He has served on the NATA College/University Athletic Training Student Committee since spring 1999 and has been an examiner for NATA Board of Certification Exam.

He and his wife, Sheri, have two daughters, Tori (20) and Bri (16).



Tori, Sheri, Don and Bri Bishop



# 2011-2012 REVIEW



The University of Northern Iowa men's basketball team won 20 games for the fourth consecutive season and finished in the upper half (T-3rd) of the Missouri Valley Conference for the ninth straight season. UNI earned its fourth-straight postseason berth with its first-ever appearance in the National Invitational Tournament. The Panthers also won a postseason tournament game for the third straight season - the longest streak in school history. UNI went 20-14 overall and 9-9 in the MVC.

#### PANTHER NOTES

- UNI won 20 games for the fourth straight season and the ninth time in school history.

- UNI's streak of four consecutive 20-win seasons is the longest active streak in the Missouri Valley Conference. The four straight 20-win seasons sets a UNI school record for most consecutive 20-win campaigns. Previously, UNI had a two stretches in which the Panthers won 20 or more games in three straight seasons.

- The Panthers have won 93 games over the past four seasons, which is the most of any four-year stretch in the history of the program. The previous best was 91 from 2007-08 (18), 2008-09 (23), 2009-10 (30) and 2010-11 (20).

- For the first time in school history, UNI has won postseason games in three straight seasons. UNI won two games in the 2010 NCAA Tournament (UNLV, Kansas), the Panthers added a win in the 2011 CIT (Rider) and UNI won its first-ever game in the 2012 NIT (Saint Joseph's).

- UNI has won 18 or more games in nine straight seasons. Prior to the 2003-04 season, UNI had won 18 or more games only six times in the history of the men's basketball program.

- For the third straight season, UNI set the single-season 3-point field goals record with 267 made 3-pointers.

- UNI senior Johnny Moran set the Panthers' record for all-time games played (135) and most career starts (135).

- Moran became the 34th Panther to eclipse the 1,000-point mark in his career. Moran finished his career ranked No. 27 in scoring with 1,048 career points.

- Moran finished second on the Panthers' 3-point field goals made list with 201, trailing only Ben Jacobson's mark of 203 set from 2002-2006.

- UNI junior Anthony James was named to honorable mention All-MVC squad for the second straight season. James led UNI in scoring at 12.5 ppg.

- UNI freshman Seth Tuttle was named the MVC Freshman of the Year.

- Tuttle led the MVC in field goal percentage (.652) and became the first freshman to lead the MVC in field goal percentage.

- Tuttle's 65.2 percent field goal shooting also set a UNI single-season record for field goal accuracy.

- Deon Mitchell and Tuttle were named to the MVC All-Freshman team.

- Tuttle was also named to the MVC All-Newcomer team.

- UNI's Chip Rank and Austin Pehl were named to the MVC Scholar-Athlete teams. Rank earned first-team status, while Pehl notched honorable mention status.

- Rank also was named to the MVC All-Bench team.

- Head coach Ben Jacobson completed sixth season at the helm of the Panther program having posted a career mark of 129-70.

#### BACK-TO-BACK YEARS WITH POSTSEASON WINS

UNI won postseason games in back-to-back seasons for the first time in school history. UNI won two games in the 2010 NCAA Tournament (UNLV, Kansas) and the Panthers added a win in the 2011 CIT (Rider).

#### MOST WINS IN A 4-YEAR STRETCH

The Panthers have won 93 games over the past four seasons, which is the most of any four-year stretch in the history of the program. The previous best was 91 from 2007-08 (18), 2008-09 (23), 2009-10 (30) and 2010-11 (20).

#### UNI'S DIVISION I POSTSEASON VICTORIES

In its Division I era, UNI has posted five postseason victories, including four in the past three years.

#### UNI's Division I Postseason Wins

W, 74-71 vs. Missouri (March 16, 1990) - NCAA  
 W, 69-66 vs. UNLV (March 18, 2010) - NCAA  
 W, 69-67 vs. Kansas (March 20, 2010) - NCAA  
 W, 84-50 vs. Rider (March 15, 2011) - CIT  
 W, 67-65 at Saint Joseph's (March 14, 2012) - NIT

#### THREE STRAIGHT YEARS WITH POSTSEASON WINS

UNI won postseason games in three straight seasons for the first time in school history. UNI won two games in the 2010 NCAA Tournament (UNLV, Kansas), the Panthers added a win in the 2011 CIT (Rider) and UNI earned its first-ever victory in the NIT with a 67-65 triumph over Saint Joseph's in the 2011-12 season.

#### PANTHERS SECURE ANOTHER 20-WIN SEASON

UNI secured its ninth 20-win season in the history of the program with a 67-65 victory at Saint Joseph's in the first round of the National Invitational Tournament.

UNI holds the MVC's longest current string of 20-win seasons at four in a row.

#### UNI'S 20-WIN SEASONS

1963-64 - 23-4  
 1989-90 - 23-9  
 2003-04 - 21-10  
 2004-05 - 21-11  
 2005-06 - 23-10  
 2008-09 - 23-11  
 2009-10 - 30-5  
 2010-11 - 20-14  
 2011-12 - 20-14

#### NINE STRAIGHT YEARS OF 18-PLUS VICTORIES

UNI has won 18 or more games in nine straight seasons. Prior to the 2003-04 season, UNI had won 18 or more games only six times in the history of its men's basketball program.

#### 18-Plus Wins Prior to 2003-04

1961-62 - 19-5  
 1963-64 - 23-4  
 1978-79 - 18-11  
 1983-84 - 18-10  
 1988-89 - 19-9  
 1989-90 - 23-9

#### 18-Plus Wins Since 2003-04

2003-04 - 21-10  
 2004-05 - 21-11  
 2005-06 - 23-10  
 2006-07 - 18-13  
 2007-08 - 18-14  
 2008-09 - 23-11  
 2009-10 - 30-5  
 2010-11 - 20-14  
 2011-12 - 20-14

#### 4TH STRAIGHT POSTSEASON APPEARANCE

UNI made its fourth straight postseason appearance in the 2011-12 season, which is the longest streak in school history. The previous best of three straight appearances was set in 2004-2006 and 2009-2011.

#### FIRST-EVER NIT APPEARANCE FOR UNI

Prior to this season, MVC schools had made 65 appearances (while they have been league members) in the NIT. This season marks UNI's first-ever appearance in the NIT. Every MVC school that has played a game in the NIT has at least one victory in the tournament.

#### UNI VS. TEAMS IN NCAA AND NIT FIELDS

UNI had six wins this season over team in the NCAA and NIT fields. UNI is 3-6 vs. teams in the NCAA field and 3-3 vs. team in the NIT field.

UNI's wins over NCAA Tournament teams include Creighton, Colorado State and Iowa State. UNI also played against NCAA Tournament teams in Saint Mary's, Ohio and VCU.

UNI's wins over NIT teams include Saint Joseph's, Illinois State and Iowa.

#### TUTTLE BECOMES 7TH UNI FROSH TO REACH 300 POINTS

UNI freshman forward Seth Tuttle became the seventh UNI Panthers in the Division I era to record a 300-point season. Tuttle recorded 325 points this season to rank No. 6 on the Panthers' freshman scoring chart.

Jason Reese holds the school record for freshman scoring with 395 points in the 1986-87 season.

#### UNI Freshmen w/ 300 Points in Single Season (UNI's Division I Era)

Jason Reese (1986-87)	395 pts
Randy Kraayenbrink (1982-83)	384 pts
Maurice Newby (1986-87)	378 pts
Chris Foster (2001-02)	364 pts
Eric Coleman (2004-05)	342 pts
Seth Tuttle (2011-12)	325 pts
Ben Jacobson (2002-03)	315 pts



**TUTTLE NAMED MVC FRESHMAN OF THE YEAR**

UNI's Seth Tuttle was named the MVC Freshman of the Year. Eric Coleman, who attained the honor in 2004-05, is the only previous Panther to win the league's Freshman of the Year award.

Tuttle became the first freshman in the history of the MVC to lead the league in field goal percentage (65.2 percent). Tuttle also averaged 9.6 points per game and 5.6 rebounds per contest this season.

**MITCHELL, TUTTLE NAMED TO MVC ALL-FROSH TEAM**

UNI freshmen Deon Mitchell and Seth Tuttle were each named to the MVC All-Freshman team for their play in the 2011-12 season.

Mitchell played in all 34 games for the Panthers and averaged 7.0 points per game. Mitchell started 24 games this season and scored in 32 of the 34 games he saw action. Mitchell scored a career-high 18 points and dished out six assists at VCU (2/17) in front of a national TV audience (ESPN2).

Tuttle shot 50 percent or better in 28 of the 34 games he saw action this season. Tuttle was a three-time MVC Newcomer of the Week honoree in 2011-12.

**TUTTLE ALSO NAMED TO MVC ALL-NEWCOMER TEAM**

UNI freshman Seth Tuttle was also named to the MVC All-Newcomer squad for the 2011-12 season.

Tuttle becomes the third Panther freshman to be named to both the All-Freshmen and All-Newcomer teams. Ben Jacobson (2002-03) and Eric Coleman (2004-05) were previously named to the All-Freshman and All-Newcomer squads.

**RANK NAMED TO ALL-BENCH TEAM**

UNI sophomore Chip Rank has been named to the MVC All-Bench Team for his play in the 2011-12 season.

The All-Bench team is selected by the league's newspaper beat writers, and is comprised of a minimum of five student-athletes (top five vote-getters, plus ties) on each squad.

Rank is the third Panther to earn MVC All-Bench honors. Travis Brown earned honor once, while Lucas O'Rear was a two-time All-Bench honoree.

**RANK, PEHL NAMED TO MVC SCHOLAR-ATHLETE TEAMS**

Chip Rank (Cedarburg, Wis.) and Austin Pehl (Cedar Falls, Iowa) have been recognized as members of the 2012 MVC Scholar-Athlete teams.

Rank earned first-team status, while Pehl was named as an honorable mention selection. Rank carries a 3.66 GPA while double majoring in economics and business administration. Pehl has a 3.37 GPA with a double major in studio art and marketing/advertising.

Rank saw action in all 34 games and started once for the Panthers this season. Rank averaged 6.1 points and 2.8 rebounds per game. He ranks second on the team in 3-point field goal percentage (45.2 percent - 38-of-84). He finished second on the team in field goal percentage (49.6 percent). Rank recorded nine double-digit scoring efforts off the bench after having only one double-figure effort as a redshirt freshman last season. Rank scored the game-winning shot with 2.2 seconds left in a 61-60 win over Missouri State (1/13). He scored a career-high 15 points at Bradley (1/15). Rank finished the season having made at least one 3-pointer in 12 straight games.

Pehl played in 32 games and averaged 2.3 points and 2.1 rebounds per game. He scored a career-high 13 points in leading UNI to an 84-48 win over Loras (12/19). Pehl also scored eight points and grabbed three rebounds in a 69-62 win at Iowa State (11/30).

**JAMES EARNS HONORABLE MENTION ALL-MVC STATUS FOR 2ND STRAIGHT YEAR**

UNI junior guard Anthony James was named to the honorable mention All-Missouri Valley Conference team for the second straight season.

James led the Panthers in scoring in 2011-12 at 12.5 points per game. James reached double-figure scoring in 21 games this season, including five contests of 20 or more.

James hit the game-winning three-pointer at the buzzer to defeat No. 13-ranked Creighton, 65-62 on Feb. 4.

**MORAN, AHELEGBE AT THE TOP OF THE UNI GAMES WON CHART**

Senior guard Johnny Moran took part in 91 career victories for the Panthers, earning him a tie at the top of the games won chart with Kwadwo Ahelegbe. Ahelegbe also won 91 games from 2006-2011.

**MORAN SETS GAMES PLAYED RECORD AT UNI**

Johnny Moran sits at the top of the UNI games played chart with 135 games donning the Purple and Old Gold.

Kwadwo Ahelegbe set the UNI games played mark at 133 following the 2010-11 season.

Moran saw action in 135 of a possible 137 games in his Panther career. His 135 games started is also a UNI record.

**MORE MORAN MARKS**

Moran ranks No. 2 on the Panthers' all-time 3-pointers made list with 201 triples. Ben Jacobson (2003-06) set the UNI record with 203 made 3-pointers.

Moran ranks No. 5 on the Panthers' all-time steals list with 152 steals.

**KOCH IS AN ALL-AROUND PERFORMER**

UNI junior forward Jake Koch is one of only 14 players in NCAA Division I basketball to have 30 or more 3-pointers made (36), offensive rebounds (37), assists (90), steals (32) and blocks (35) this season.

**30-Plus 3-Ptrs.-Off. Reb.-Assts.-Stls.-Blks.**

Bradley Beal, Florida - (63-50-83-51-31)  
Keith Clanton, UCF - (39-98-61-34-59)  
Robert Covington, Tennessee St. - (67-96-48-54-46)  
Jae Crowder, Marquette - (61-70-73-88-35)  
Quincy Ford, Northeastern - (35-49-39-60-31)  
Kenny Gabriel, Auburn - (44-56-33-35-72)  
Draymond Green, Michigan State - (52-79-141-54-36)  
Ken Horton, C. Connecticut State - (46-77-48-59-40)  
LaDontae Henton, Providence - (44-88-36-32-33)  
Jake Koch, UNI - (36-37-90-32-35)  
Mike Moser, UNLV - (44-92-80-68-35)  
Terrence Ross, Washington - (72-48-49-44-33)  
John Shurna, Northwestern - (95-48-92-41-55)  
Alex Young, IUPUI - (59-59-69-50-32)

**NO. 72 IN FINAL RPI**

UNI finished the 2011-12 season ranked No. 72 in the Collegiate Basketball News RPI.

UNI was 3-6 against the top 50. UNI's top-50 wins came against Creighton, Iowa State and Colorado State.

UNI's non-conference strength of schedule ranked No. 13.

**62 OR LESS**

UNI was 14-3 this season when holding the opposition to 62 points or less. UNI was only 6-11 when allowing 63 points or more.

**DEFENSE AND REBOUNDING = KEYS TO SUCCESS**

UNI head coach Ben Jacobson harps on defense and rebounding when it comes to success of the Panther basketball team and the numbers don't lie.

When UNI outrebounded its opponent, the Panthers were 12-4 this season. However, when the opponent won the rebounding battle, the Panthers were only 8-9.

When the Panthers defended and held the opposition to a lower shooting percentage, the Panthers were 15-3 this year. However, when the opposition shot a higher percentage, the Panthers were only 5-11.

**JAMES LEADS THE UNI SCORING ATTACK**

Junior guard Anthony James came off the bench in his last 10 appearances, but still led the team in scoring on the season at 12.5 points per game.

James reached double-figure scoring in 21 games, including five contests of 20 or more points. James has recorded nine 20-plus scoring efforts in his UNI Panther career.

**DIFFERENCE BETWEEN W & L**

UNI finished 20-14 on the season with some stark contrasts in the numbers between the wins and the losses.

In UNI's 20 wins, the Panthers averaged 69.9 points per game and gave up 57.8 points per game.

In UNI's 14 losses, the Panthers averaged 58.4 points per game and gave up 67.8 points per game.

UNI shot 45.8 percent in its 20 wins, but that number dropped to 39.3 percent in its 14 losses.

UNI made 41.6 percent of its 3-point shots in its 20 wins, but only 35.0 percent of its 3-point shots in its 14 setbacks.

**KOCH DRAINS 'EM FROM THE LINE**

Junior Jake Koch currently ranks No. 7 on the Panthers' all-time free throw percentage list. Koch has made 219-of-272 career free throws for a mark of 80.5 percent.

Maurice Newby (1987-91) holds the UNI free throw percentage record at 85.6 percent (149-of-174).

**UNI'S 3-POINT STREAK**

UNI closed the 2011-12 season having made at least one 3-pointer in 394 straight games.

The last time UNI failed to make a 3-point basketball game Feb. 3, 2000, vs. Southern Illinois in a 72-58 Panther victory in the UNI-Dome. UNI went 0-for-4 from 3-point land vs. the Salukis back in 2000.

**MORAN JOINS THE 1,000-POINT CLUB**

UNI senior guard Johnny Moran became the 34th member of the Panthers' 1,000-Point Club in UNI's win over Bradley (2/22).

Moran drained a 3-pointer with 16:10 left in the first half to eclipse the 1,000-point mark.

Moran scored 1,048 points, which ranks him No. 27 on the Panthers' all-time scoring list.

RECORD:	OVERALL	HOME	AWAY	NEUTRAL
ALL GAMES	20-14	13-3	5-10	2-1
CONFERENCE	9-9	7-2	2-7	0-0
NON-CONFERENCE	11-5	6-1	3-3	2-1

#	Player	gp-gs	min	avg	Total		3-Point		F-Throw		Rebounds				pf	dq	a	to	blk	stl	pts	avg			
					fg-fga	fg%	3fg-fga	3fg%	ft-fa	ft%	off	def	tot	avg											
52	James, Anthony	33-23	928	28.1	146-380	.384	36-95	.379	83-109	.761	14	128	142	4.3	61	1	57	50	0	22	411	12.5			
10	Tuttle, Seth	34-34	761	22.4	118-181	.652	4-9	.444	85-126	.675	75	115	190	5.6	68	1	36	38	15	27	325	9.6			
23	Sonnen, Marc	34-21	953	28.0	98-220	.445	58-131	.443	40-54	.741	24	52	76	2.2	89	5	59	37	2	28	294	8.6			
20	Koch, Jake	33-33	928	28.1	82-215	.381	36-113	.319	82-104	.788	37	141	178	5.4	68	2	90	60	35	32	282	8.5			
13	Moran, Johnny	34-34	1062	31.2	86-232	.371	53-152	.349	29-41	.707	17	90	107	3.1	56	0	44	36	2	43	254	7.5			
01	Mitchell, Deon	34-24	682	20.1	79-198	.399	21-56	.375	59-81	.728	10	62	72	2.1	34	0	57	74	2	20	238	7.0			
04	Rank, Chip	34-1	646	19.0	69-139	.496	38-84	.452	32-42	.762	28	67	95	2.8	51	0	13	12	2	7	208	6.1			
21	Morrison, Matt	30-0	355	11.8	36-90	.400	20-44	.455	10-11	.909	1	30	31	1.0	35	1	17	23	0	14	102	3.4			
33	Pehl, Austin	32-0	237	7.4	28-65	.431	0-0	.000	18-30	.600	15	52	67	2.1	39	0	7	17	5	4	74	2.3			
12	Singleton, Marvin	15-0	78	5.2	6-13	.462	0-0	.000	1-4	.250	9	13	22	1.5	12	0	2	6	0	2	13	0.9			
24	Martino, Max	23-0	142	6.2	4-14	.286	1-6	.167	1-2	.500	4	11	15	0.7	17	0	2	10	0	3	10	0.4			
34	Lange, Tyler	14-0	24	1.7	2-5	.400	0-1	.000	1-1	1.000	1	3	4	0.3	4	0	0	1	0	1	5	0.4			
14	Buss, Nate	2-0	4	2.0	0-0	.000	0-0	.000	0-0	.000	0	0	0	0.0	0	0	0	0	0	0	0	0.0			
Team											35	44	79												5
Total.....		34	6800	754-1752		.430	267-691	.386	441-605	.729	270	808	1078	31.7	534	10	384	369	63	203	2216	65.2			
Opponents.....		34	6800	772-1759		.439	213-593	.359	349-498	.701	273	829	1102	32.4	578	-	362	416	91	186	2106	61.9			

TEAM STATISTICS	UNI	OPP	Date	Opponent	Score	Att.	
SCORING	2216	2106	11/12/11	at Old Dominion	w 63-46	7804	
Points per game	65.2	61.9	11/14/11	at Saint Mary's (CA)	L 41-57	2746	
Scoring margin	+3.2	-	11/20/11	NORTHERN COLORADO	w 78-69	3890	
FIELD GOALS-ATT	754-1752	772-1759	11/22/11	WESTERN CAROLINA	w 59-39	3620	
Field goal pct	.430	.439	11/25/11	vs Rice	w 64-60	556	
3 POINT FG-ATT	267-691	213-593	11/26/11	vs Providence College	w 79-62	700	
3-point FG pct	.386	.359	11/30/11	at Iowa State	w 69-62	13509	
3-pt FG made per game	7.9	6.3	12/03/11	COLORADO STATE	w 83-77	4015	
FREE THROWS-ATT	441-605	349-498	12/06/11	IOWA	w 80-60	6834	
Free throw pct	.729	.701	12/10/11	MILWAUKEE	w 67-51	4067	
F-Throws made per game	13.0	10.3	12/19/11	LORAS	w 84-48	3437	
REBOUNDS	1078	1102	12/20/11	OHIO	L 59-76	3486	
Rebounds per game	31.7	32.4	* 12/29/11	at Illinois State	L 61-65	5265	
Rebounding margin	-0.7	-	* 01/01/12	EVANSVILLE	L 65-76	3653	
ASSISTS	384	362	* 01/04/12	INDIANA STATE	w 65-48	3409	
Assists per game	11.3	10.6	* 01/07/12	at Drake	w 83-68	5876	
TURNOVERS	369	416	* 01/10/12	at Creighton	L 60-63	16627	
Turnovers per game	10.9	12.2	* 01/13/12	MISSOURI STATE	w 61-60	5038	
Turnover margin	+1.4	-	* 01/15/12	at Bradley	L 67-78	8223	
Assist/turnover ratio	1.0	0.9	* 01/18/12	WICHITA STATE	L 68-71	4690	
STEALS	203	186	* 01/22/12	DRAKE	w 66-52	3975	
Steals per game	6.0	5.5	* 01/25/12	at Indiana State	L 54-59	4933	
BLOCKS	63	91	* 01/28/12	at Missouri State	L 51-63	9376	
Blocks per game	1.9	2.7	* 01/31/12	SOUTHERN ILLINOIS	w 58-49	3466	
ATTENDANCE	70493	117160	* 02/04/12	CREIGHTON	w 65-62	6910	
Home games-Avg/Game	16-4406	15-6970	* 02/08/12	at Wichita State	L 57-82	10241	
Neutral site-Avg/Game	-	3-4201	* 02/11/12	ILLINOIS STATE	w 78-63	5323	
Score by Periods	1st	2nd	Totals	* 02/15/12	at Evansville	L 62-63	4177
UNI	1043	1173	2216	02/17/12	at VCU	L 68-77	7617
Opponents	977	1129	2106	* 02/22/12	BRADLEY	w 64-55	4680
				* 02/25/12	at Southern Illinois	w 65-61	3427
				03/02/12	vs Illinois State	L 42-54	11348
				03/14/12	at Saint Joseph's	w 67-65	2851
				03/18/12	at Drexel	L 63-65	1884

\* - Conference game



Date	Opponent	Score	Att.	High Points	High Rebounds
11/12/11	at Old Dominion	W 63-46	7804	(18)Koch, Jake	(6)Mitchell, Deon
11/14/11	at Saint Mary's (CA)	41-57 L	2746	(13)Moran, Johnny	(6)Tuttle, Seth (6)Koch, Jake
11/20/11	NORTHERN COLORADO	W 78-69	3890	(17)Moran, Johnny	(5)Pehl, Austin
11/22/11	WESTERN CAROLINA	W 59-39	3620	(14)Tuttle, Seth	(9)Koch, Jake
11/25/11	vs Rice	W 64-60	556	(16)Mitchell, Deon	(6)Singleton, Marvin
11/26/11	vs Providence College	W 79-62	700	(22)James, Anthony	(11)Tuttle, Seth
11/30/11	at Iowa State	W 69-62	13509	(17)James, Anthony	(12)Tuttle, Seth
12/03/11	COLORADO STATE	W 83-77	4015	(28)James, Anthony	(8)James, Anthony
12/06/11	IOWA	W 80-60	6834	(18)James, Anthony	(7)Tuttle, Seth
12/10/11	MILWAUKEE	W 67-51	4067	(21)Koch, Jake	(6)Moran, Johnny (6)Tuttle, Seth
12/19/11	LORAS	W 84-48	3437	(13)Pehl, Austin (13)Mitchell, Deon	(7)Pehl, Austin
12/20/11	OHIO	59-76 L	3486	(15)Koch, Jake	(6)Koch, Jake
12/29/11	*at Illinois State	61-65 L	5265	(21)James, Anthony	(7)Tuttle, Seth
01/01/12	*EVANSVILLE	65-76 L	3653	(16)Tuttle, Seth	(10)Tuttle, Seth (10)Koch, Jake
01/04/12	*INDIANA STATE	W 65-48	3409	(16)James, Anthony	(8)Koch, Jake
01/07/12	*at Drake	W 83-68	5876	(26)James, Anthony	(8)Koch, Jake
01/10/12	*at Creighton	60-63 L	16627	(15)Sonnen, Marc	(7)Koch, Jake
01/13/12	*MISSOURI STATE	W 61-60	5038	(23)James, Anthony	(8)James, Anthony
01/15/12	*at Bradley	67-78 L	8223	(15)Rank, Chip (15)Moran, Johnny	(7)Moran, Johnny (7)Rank, Chip
01/18/12	*WICHITA STATE	68-71 L	4690	(16)James, Anthony	(5)James, Anthony
01/22/12	*DRAKE	W 66-52	3975	(13)Tuttle, Seth	(6)Pehl, Austin
01/25/12	*at Indiana State	54-59 L	4933	(22)Tuttle, Seth	(8)Koch, Jake
01/28/12	*at Missouri State	51-63 L	9376	(9)Tuttle, Seth	(8)James, Anthony
01/31/12	*SOUTHERN ILLINOIS	W 58-49	3466	(17)Mitchell, Deon	(6)Moran, Johnny
02/04/12	*CREIGHTON	W 65-62	6910	(16)James, Anthony	(9)Tuttle, Seth
02/08/12	*at Wichita State	57-82 L	10241	(15)Tuttle, Seth	(3)Koch, Jake (3)Tuttle, Seth (3)Pehl, Austin
02/11/12	*ILLINOIS STATE	W 78-63	5323	(17)Tuttle, Seth	(11)Tuttle, Seth
02/15/12	*at Evansville	62-63 L	4177	(16)Tuttle, Seth	(9)Koch, Jake
02/17/12	at VCU	68-77 L	7617	(18)Mitchell, Deon	(8)Tuttle, Seth
02/22/12	*BRADLEY	W 64-55	4680	(19)James, Anthony	(11)Tuttle, Seth
02/25/12	*at Southern Illinois	W 65-61	3427	(18)James, Anthony	(9)Koch, Jake
03/02/12	vs Illinois State	42-54 L	11348	(13)Moran, Johnny	(8)Koch, Jake
03/14/12	at Saint Joseph's	W 67-65	2851	(23)Tuttle, Seth	(11)Tuttle, Seth
03/18/12	at Drexel	63-65 L	1884	(19)Moran, Johnny	(8)Tuttle, Seth (8)Moran, Johnny

\* - Conference game

Attendance Summary	Games	Attend	Avg/Game
Home	16	70493	4406
Away	15	104556	6970
Neutral	3	12604	4201
Total	34	187653	5519



### 2011-2012 MVC ALL-CONFERENCE TEAMS

#### 1st Team

Doug McDermott, Creighton  
Joe Ragland, Wichita State  
Colt Ryan, Evansville  
Garrett Stutz, Wichita State  
Kyle Weems, Missouri State

#### 2nd Team

Jackie Carmichael, Illinois State  
Jake Odum, Indiana State  
Rayvonte Rice, Drake  
Ben Simons, Drake  
Antoine Young, Creighton

#### Honorable Mention

Taylor Brown, Illinois State  
Denver Holmes, Evansville

#### Anthony James, UNI

Toure' Murry, Wichita State  
Mamadou Seck, Illinois State

#### All Newcomer Team

Tyler Brown, Illinois State  
Anthony Downing, Missouri State  
Grant Gibbs, Creighton  
Carl Hall, Wichita State  
Seth Tuttle, UNI

#### All Freshman Team

Dantiel Daniels, Southern Illinois  
Deon Mitchell, UNI  
Nic Moore, Illinois State  
Ryan Sawvell, Evansville  
Seth Tuttle, UNI

#### All Defensive Team

Jackie Carmichael, Illinois State  
Gregory Echenique, Creighton  
Toure' Murry, Wichita State  
Ben Smith, Wichita State  
Troy Taylor, Evansville

#### State Farm

**MVC All-Tournament Team**  
Doug McDermott, Creighton (MVP)  
Gregory Echenique, Creighton  
Antoine Young, Creighton  
Jackie Carmichael, Illinois State  
Tyler Brown, Illinois State

#### Scholar-Athlete Teams

##### 1st Team

Jon Ekey, Illinois State  
Walt Lemon Jr., Bradley  
Jordan Printy, Indiana State

##### Chip Rank, UNI

Colt Ryan, Evansville  
Charonn Woods, Bradley

##### 2nd Team

Jordan Clarke, Drake  
Jake Eastman, Bradley  
Lucas Eitel, Indiana State  
Isaiah Rhine, Missouri State  
Nathan Scheer, Missouri State

#### Honorable Mention

**Austin Pehl, UNI**  
Ehimen Orukpe, Wichita State

### 2011-2012 MVC FINAL STANDINGS

	Conference			Overall		
	W	L	Pct.	W	L	Pct.
Wichita State	16	2	.889	27	6	.818
Creighton	14	4	.778	29	6	.829
Illinois State	9	9	.500	21	14	.600
UNI	9	9	.500	20	14	.588
Drake	9	9	.500	18	16	.529
Evansville	9	9	.500	16	16	.500
Missouri State	9	9	.529	16	16	.500
Indiana State	8	10	.444	18	15	.545
Southern Illinois	5	13	.278	8	23	.258
Bradley	2	16	.111	7	25	.219

### 2012 STATE FARM MVC TOURNAMENT RESULTS

#### First Round

#8 Indiana State 66, #9 Southern Illinois 51  
#7 Drake 65, #10 Bradley 49

#### Quarterfinals

#1 Wichita State 72, Indiana State 48  
#4 Illinois State 54, #5 UNI 42  
#2 Creighton 68, Drake 61  
#3 Evansville 72, #6 Missouri State 64

#### Semifinals

Illinois State 65, Wichita State 64  
Creighton 99, Evansville 71

#### Championship

Creighton 83, Illinois State 79 (OT)

### POSTSEASON RESULTS

#### NCAA Tournament

##### First Round

VCU 62, Wichita State 59  
Creighton 58, Alabama 57

##### Second Round

North Carolina 87, Creighton 73

#### CollegeInsider.com Tournament

##### First Round

Robert Morris 67, Indiana State 60  
Drake 70, North Dakota 64

##### Second Round

Rice 74, Drake 68

#### NIT

##### First Round

UNI 67, St. Joseph's 65  
Illinois State 96, Ole Miss 93

##### Second Round

Drexel 65, UNI 63  
Stanford 92, Illinois State 88

#### College Basketball Invitational

##### First Round

Princeton 95, Evansville 86

### INDIVIDUAL AWARDS

#### Rawlings/MVC

##### Coach of the Year

Gregg Marshall, Wichita State

##### Larry Bird Player of the Year

Doug McDermott, Creighton

##### Defensive MVP

Gregory Echenique, Creighton

##### Newcomer of the Year

Carl Hall, Wichita State

##### Freshman of the Year

Seth Tuttle, UNI

##### Sixth-Man of the Year

Ned Cox, Evansville

##### Prairie Farms Scholar-Athlete of the Year

Colt Ryan, Evansville





Official Basketball Box Score -- Game Totals -- Final Statistics  
**UNI vs Old Dominion**  
 11-12-11 7:00 pm at Ted Constant Convocation Center



Official Basketball Box Score -- Game Totals -- Final Statistics  
**UNI vs Saint Mary's (CA)**  
 11/14/11 11:00 PM at Moraga, Calif. (McKeon Pavilion)



**UNI 63 • 1-0**

#	Player	Total			3-Ptr			Rebounds			PF	TP	A	TO	Blk	Stl	Min
		FG-FGA	FG-FGA	FT-FTA	FG-FGA	FG-FGA	FT-FTA	Off	Def	Tot							
10	Tuttle, Seth	f	1-1	0-0	0-0	1	3	4	4	2	2	0	1	3	14		
20	Koch, Jake	f	6-8	3-5	3-3	0	2	2	2	18	4	3	1	2	34		
01	Mitchell, Deon	g	2-5	0-1	0-0	0	6	6	2	4	0	3	0	1	22		
13	Moran, Johnny	g	1-4	1-3	0-0	1	2	3	3	3	0	4	0	2	29		
52	James, Anthony	g	6-15	1-5	0-1	0	3	3	1	13	5	3	0	1	29		
04	Rank, Chip		3-6	2-3	0-0	1	4	5	2	8	0	0	1	1	15		
12	Singleton, Marvin		0-1	0-0	0-0	0	1	1	3	0	0	1	0	0	3		
14	Buss, Nate		0-0	0-0	0-0	0	0	0	0	0	0	0	0	0	3		
23	Sonnen, Marc		4-7	1-4	3-3	1	2	3	3	12	0	2	0	0	30		
24	Martino, Max		1-2	1-2	0-0	0	2	2	4	3	1	1	0	0	20		
34	Lange, Tyler		0-0	0-0	0-0	0	0	0	0	0	0	0	0	0	1		
	Team					1	1	2									
	Totals		24-49	9-23	6-7	5	26	31	24	63	12	17	3	10	200		

FG % 1st Half: 14-26 53.8% 2nd half: 10-23 43.5% Game: 24-49 49.0%  
 3FG % 1st Half: 3-9 33.3% 2nd half: 6-14 42.9% Game: 9-23 39.1%  
 FT % 1st Half: 2-3 66.7% 2nd half: 4-4 100.0% Game: 6-7 85.7%

**Old Dominion 46 • 0-1**

#	Player	Total			3-Ptr			Rebounds			PF	TP	A	TO	Blk	Stl	Min
		FG-FGA	FG-FGA	FT-FTA	FG-FGA	FG-FGA	FT-FTA	Off	Def	Tot							
20	Cooper, Chris	f	1-8	0-0	0-2	4	5	9	3	2	1	2	0	0	22		
40	Larsen, Anton	f	0-1	0-1	0-0	0	0	0	1	0	0	2	0	0	7		
15	Iliadis, Trian	g	3-8	2-5	0-0	0	1	1	1	8	2	2	2	1	31		
22	De Lancey, Marquel	g	0-3	0-0	2-2	0	1	1	0	2	4	2	0	1	35		
24	Bazemore, Kent	g	3-8	1-4	10-13	0	4	4	3	17	1	4	1	3	30		
00	Pimentel, Jason		3-6	0-0	2-3	4	2	6	2	8	0	1	0	0	27		
02	Rogers, Shquan		0-1	0-1	0-0	0	0	0	0	0	0	0	0	0	2		
04	Batten, Dimitri		2-7	2-5	0-1	1	2	3	1	6	1	1	0	0	22		
10	Key, Breon		0-2	0-1	3-4	1	2	3	3	0	3	2	0	1	18		
21	Mitchell, Nayquann		0-0	0-0	0-0	1	1	2	0	0	0	1	0	0	6		
	Team					1	3	4									
	Totals		12-44	5-17	17-25	12	21	33	14	46	9	19	5	8	200		

FG % 1st Half: 8-24 33.3% 2nd half: 4-20 20.0% Game: 12-44 27.3%  
 3FG % 1st Half: 2-9 22.2% 2nd half: 3-8 37.5% Game: 5-17 29.4%  
 FT % 1st Half: 7-10 70.0% 2nd half: 10-15 66.7% Game: 17-25 68.0%

Officials: John Higgins, Zelton Steed, Kipp Kissinger  
 Technical fouls: UNI-None, Old Dominion-None.  
 Attendance: 7804

Score by periods	1st	2nd	Total
UNI	33	30	63
Old Dominion	25	21	46

Points	In	Off	2nd	Fast	Bench
	Paint	T/O	Chance	Break	
UNI	26	19	6	2	23
ODU	21	18	8	9	17



Official Basketball Box Score -- Game Totals -- Final Statistics  
**Northern Colorado vs UNI**  
 11/20/11 5:00 PM at Cedar Falls, Iowa (McLeod Center)



Official Basketball Box Score -- Game Totals -- Final Statistics  
**Western Carolina vs UNI**  
 11/22/11 7:00 PM at Cedar Falls, Iowa (McLeod Center)

**Northern Colorado 69 • 0-3**

#	Player	Total			3-Ptr			Rebounds			PF	TP	A	TO	Blk	Stl	Min
		FG-FGA	FG-FGA	FT-FTA	FG-FGA	FG-FGA	FT-FTA	Off	Def	Tot							
03	GARNICA, Paul	*	7-15	6-9	2-2	0	3	3	2	22	2	2	0	2	36		
15	UNRUH, Tate	*	4-9	2-3	2-2	3	2	5	3	12	1	4	1	0	30		
22	HUSKISSON, Tim	*	0-1	0-0	2-2	0	1	1	0	2	3	1	1	1	13		
34	OSBORNE, Connor	*	1-2	0-0	0-0	0	4	4	4	2	2	1	0	0	18		
41	PROCTOR, Mike	*	2-4	0-0	2-2	1	2	3	5	6	0	3	0	2	24		
05	SVIHOVEC, Tevin		2-3	2-3	0-0	0	1	1	2	6	2	3	0	1	14		
11	LLOYD, Elliott		3-5	1-2	2-2	0	1	1	2	9	3	5	0	2	31		
21	KEANE, Brendan		1-1	0-0	2-2	1	1	2	1	4	0	0	0	0	10		
24	ADDO, Emmanuel		2-5	2-3	0-0	0	2	2	4	6	1	4	0	0	24		
	Team					2	6	8									
	Totals		22-45	13-20	12-12	7	23	30	23	69	13	25	2	8	200		

FG % 1st Half: 8-20 40.0% 2nd half: 14-25 56.0% Game: 22-45 48.9%  
 3FG % 1st Half: 5-8 62.5% 2nd half: 8-12 66.7% Game: 13-20 65.0%  
 FT % 1st Half: 11-11 100.0% 2nd half: 1-1 100.0% Game: 12-12 100.0%

**UNI 78 • 2-1**

#	Player	Total			3-Ptr			Rebounds			PF	TP	A	TO	Blk	Stl	Min
		FG-FGA	FG-FGA	FT-FTA	FG-FGA	FG-FGA	FT-FTA	Off	Def	Tot							
01	Mitchell, Deon	*	4-7	4-6	0-0	0	0	3	0	12	3	3	0	0	20		
10	Tuttle, Seth	*	1-1	0-0	1-2	0	0	0	3	3	1	2	1	0	10		
13	Moran, Johnny	*	4-9	3-8	6-6	0	1	1	2	17	1	0	0	6	37		
20	Koch, Jake	*	4-8	2-5	5-5	0	2	2	2	15	3	3	1	3	24		
52	James, Anthony	*	3-9	0-3	4-4	1	1	2	0	10	3	1	0	1	32		
04	Rank, Chip		0-4	0-3	1-2	0	0	0	2	1	1	0	0	0	19		
12	Singleton, Marvin		2-2	0-0	0-0	1	2	3	1	4	1	1	0	0	10		
23	Sonnen, Marc		4-6	2-3	2-3	0	2	2	2	12	3	2	0	1	25		
24	Martino, Max		0-0	0-0	0-0	0	1	1	1	0	0	1	0	0	10		
33	Pehl, Austin		2-2	0-0	0-0	1	4	5	2	4	0	1	0	0	13		
	Team					1	0	1									
	Totals		24-48	11-28	19-22	4	16	20	15	78	16	15	2	11	200		

FG % 1st Half: 11-23 47.8% 2nd half: 13-25 52.0% Game: 24-48 50.0%  
 3FG % 1st Half: 5-13 38.5% 2nd half: 6-15 40.0% Game: 11-28 39.3%  
 FT % 1st Half: 7-8 87.5% 2nd half: 12-14 85.7% Game: 19-22 86.4%

Officials: Mike Terry, Tim Haddix, Michael Luckie  
 Technical fouls: Northern Colorado-None, UNI-None.  
 Attendance: 3890

Score by periods	1st	2nd	Total
Northern Colorado	32	37	69
UNI	34	44	78

Points	In	Off	2nd	Fast	Bench
	Paint	T/O	Chance	Break	
NC	8	14	4	0	25
UNI	18	25	6	0	21

Last FG - NC 2nd-00:18, UNI 2nd-01:11.  
 Largest lead - NC by 7 1st-09:57, UNI by 10 2nd-00:25.

Score tied - 9 times.  
 Lead changed - 13 times.

**UNI 41 • 1-1**

#	Player	Total			3-Ptr			Rebounds			PF	TP	A	TO	Blk	Stl	Min
		FG-FGA	FG-FGA	FT-FTA	FG-FGA	FG-FGA	FT-FTA	Off	Def	Tot							
01	Mitchell, Deon	*	1-5	0-1	0-0	0	2	2	1	2	0	4	0	0	22		
10	Tuttle, Seth	*	1-4	0-0	0-0	1	5	6	2	2	1	1	1	1	18		
13	Moran, Johnny	*	5-15	3-7	0-0	2	3	5	2	13	2	0	0	2	35		
20	Koch, Jake	*	2-4	0-1	0-0	2	4	6	1	4	1	2	0	1	25		
52	James, Anthony	*	1-15	0-3	0-0	0	5	5	4	2	1	2	0	0	25		
04	Rank, Chip		3-6	3-5	2-2	0	0	0	0	11	0	0	0	0	25		
23	Sonnen, Marc		2-8	0-2	1-3	2	3	5	5	5	2	1	0	2	26		
25	Martino, Max		0-0	0-0	0-0	0	0	0	1	0	0	1	0	0	11		
33	Pehl, Austin		0-1	0-0	0-0	0	0	0	0	3	0	2	0	1	3		
62	Singleton, Marvin		1-1	0-0	0-0	0	1	1	0	2	0	1	0	0	8		
64	Buss, Nate		0-0	0-0	0-0	0	0	0	0	0	0	0	0	0	1		
74	Lange, Tyler		0-0	0-0	0-0	1	0	1	0	0	0	0	0	0	1		
	Team					2	1	3									
	Totals		16-59	6-19	3-5	10	24	34	19	41	7	14	1	7	200		

FG % 1st Half: 6-28 21.4% 2nd half: 10-31 32.3% Game: 16-59 27.1%  
 3FG % 1st Half: 1-10 10.0% 2nd half: 5-9 55.6% Game: 6-19 31.6%  
 FT % 1st Half: 0-1 0.0% 2nd half: 3-4 75.0% Game: 3-5 60.0%

**Saint Mary's (CA) 57 • 2-0**

#	Player	Total			3-Ptr			Rebounds			PF	TP	A	TO	Blk	Stl	Min
		FG-FGA	FG-FGA	FT-FTA	FG-FGA	FG-FGA	FT-FTA	Off	Def	Tot							
03	YOUNG, Mitchell	*	2-7	0-0	1-2	0	1	1	3	5	0	1	2	2	19		
04	DELLAVEDOVA, Matthe	*	4-12	3-7	0-0	1	3	4	1	11	7	7	0	0	38		
14	HELT, Stephen	*	2-6	0-2	6-7	0	8	8	4	10	0	2	0	4	29		
15	LEVESQUE, Beau	*	3-4	0-1	0-0	1	2	3	0	6	0	0	0	0	21		
22	JONES, Rob	*	4-8	1-3	1-4	3	7	10	1	10	3	3	0	3	35		
00	WALDOW, Brad		0-0	0-0	0-0	0	1	1	2	0	0	1	0	0	4		
01	PAGE, Jordan		2-6	1-5	0-0	0	3	3	0	5	0	0	0	1	19		
05	ROWLEY, Kyle		0-0	0-0	0-0	0	0	0	1	0	0	0	0	0	1		
11	STEINDL, Clint		2-4	2-4	0-0	0	2	2	1	6	1	0	0	0	20		



Official Basketball Box Score -- Game Totals -- Final Statistics  
**UNI vs Rice**  
 11/25/11 5:00 p.m. at SPI Convention Center (SPI, Texas)

**UNI 64 • 4-1**

#	Player	Total			3-Ptr			Rebounds			PF	TP	A	TO	Blk	Stl	Min
		FG-FGA	FG-FGA	FT-FTA	FG-FGA	FG-FGA	FT-FTA	Off	Def	Tot							
10	Tuttle, Seth	f	2-4	0-0	2-2	1	0	1	3	6	0	2	0	1	1	18	
20	Koch, Jake	f	3-5	0-2	4-6	2	2	4	1	10	2	3	1	0	24		
01	Mitchell, Deon	g	6-9	2-3	2-3	1	3	4	0	16	1	4	0	2	26		
13	Moran, Johnny	g	1-6	1-4	0-0	0	3	3	3	1	1	1	1	2	36		
52	James, Anthony	g	4-7	2-3	4-6	0	5	5	2	14	2	1	0	0	30		
04	Rank, Chip	g	2-5	1-2	1-1	1	3	4	0	6	0	0	0	0	17		
12	Singleton, Marvin	g	1-2	0-0	0-0	2	4	6	2	2	0	2	0	0	13		
23	Sonnen, Marc	g	2-7	1-4	0-1	0	2	2	4	5	1	1	0	0	24		
24	Martino, Max	g	0-0	0-0	0-0	1	0	1	0	0	0	1	0	0	6		
33	Pehl, Austin	g	1-2	0-0	0-2	0	2	2	0	2	0	0	0	0	6		
Team						1	2	3									
Totals			22-47	7-18	13-21	9	26	35	15	64	7	16	2	5	200		

FG % 1st Half: 13-23 56.5% 2nd half: 9-24 37.5% Game: 22-47 46.8%  
 3FG % 1st Half: 5-9 55.6% 2nd half: 2-9 22.2% Game: 7-18 38.9%  
 FT % 1st Half: 3-6 50.0% 2nd half: 10-15 66.7% Game: 13-21 61.9%

**Rice 60 • 4-1**

#	Player	Total			3-Ptr			Rebounds			PF	TP	A	TO	Blk	Stl	Min
		FG-FGA	FG-FGA	FT-FTA	FG-FGA	FG-FGA	FT-FTA	Off	Def	Tot							
14	KAZEMI, Arsalan	f	7-11	0-0	4-7	3	9	12	2	18	1	1	2	2	29		
20	KUIPERS, Lucas	f	2-4	0-1	0-0	1	2	3	1	4	0	1	0	0	21		
03	JACKSON, Tamir	g	5-11	0-4	5-8	0	3	3	2	15	1	5	0	0	36		
04	FRIZZELLE, Connor	g	4-9	1-2	1-1	0	1	1	2	10	2	1	0	2	29		
15	DeBOSE, Julian	g	3-10	1-3	0-0	3	0	3	1	7	1	1	0	2	25		
00	IBRAHIM, Ahmad	g	1-3	1-3	0-0	0	2	2	0	3	0	1	1	0	13		
01	SCHWARZE, Nate	g	0-0	0-0	0-0	0	0	0	0	0	0	0	0	0	1		
12	REISCHEL, Jarelle	g	0-0	0-0	0-0	0	0	0	1	0	0	0	0	0	2		
30	CHADWICK, David	g	0-2	0-0	0-0	0	0	0	0	0	0	0	1	0	5		
31	ENNIS, Dylan	g	0-3	0-2	1-4	0	2	2	3	1	1	1	0	1	15		
34	ORABY, Omar	g	0-0	0-0	0-0	0	0	0	0	0	0	0	0	0	0+		
41	GEARHART, Seth	g	1-1	0-0	0-0	0	1	1	3	2	0	1	0	1	18		
Team						3	1	4									
Totals			23-54	3-15	11-20	10	21	31	15	60	6	13	4	8	200		

FG % 1st Half: 10-25 40.0% 2nd half: 13-29 44.8% Game: 23-54 42.6%  
 3FG % 1st Half: 2-10 20.0% 2nd half: 1-5 20.0% Game: 3-15 20.0%  
 FT % 1st Half: 2-7 28.6% 2nd half: 9-13 69.2% Game: 11-20 55.0%

Officials: Bill Gracey, Larry Spaulding, Rick O'Neal  
 Technical fouls: UNI-None. Rice-None.  
 Attendance: 556  
 Game 3 of South Padre Island Invitational

Score by periods	1st	2nd	Total
UNI	34	30	64
Rice	24	36	60

Points	In	Off	2nd	Fast	Bench
	Paint	T/O	Chance	Break	
UNI	18	13	13	2	15
RICE	20	22	5	2	6

Last FG - UNI 2nd-00:30, RICE 2nd-00:02.  
 Largest lead - UNI by 14 2nd-13:09, RICE by 4 1st-14:00.

Score tied - 4 times.  
 Lead changed - 3 times.

Official Basketball Box Score -- Game Totals -- Final Statistics  
**Providence College vs Northern Iowa**  
 11/26/11 9:05 p.m. at SPI Convention Center (SPI, Texas)

**Providence College 62 • 4-2**

#	Player	Total			3-Ptr			Rebounds			PF	TP	A	TO	Blk	Stl	Min
		FG-FGA	FG-FGA	FT-FTA	FG-FGA	FG-FGA	FT-FTA	Off	Def	Tot							
13	KOFANE, Brice	f	0-2	0-0	0-0	1	3	4	1	0	0	1	0	0	1	14	
21	GOLDSBROUGH, Lee	f	1-1	0-0	2-3	2	3	5	4	4	2	1	0	0	14		
23	HENTON, LaDontae	f	7-9	2-3	0-2	1	8	9	3	16	0	1	0	0	36		
11	COTTON, Bryce	g	0-3	0-0	0-1	0	0	0	2	0	1	2	0	1	33		
32	COUNCIL, Vincent	g	11-22	1-5	3-5	2	2	4	3	26	3	2	0	1	39		
01	COLEMAN, Gerard	g	5-14	0-1	3-5	1	4	5	4	13	2	3	0	1	31		
34	GIPLAYE, Ron	g	0-2	0-0	0-0	1	0	1	2	0	0	1	1	1	11		
41	CARTER, Chris	g	0-0	0-0	0-0	0	0	0	1	0	0	0	0	0	4		
42	DIXON, Bilal	g	1-2	0-0	1-1	1	6	7	2	3	0	3	1	0	13		
51	BANCROFT, Ted	g	0-1	0-1	0-0	0	1	1	0	0	0	0	0	0	5		
Team						2	1	3									
Totals			25-56	3-10	9-17	11	28	39	22	62	8	14	2	4	200		

FG % 1st Half: 9-25 36.0% 2nd half: 16-31 51.6% Game: 25-56 44.6%  
 3FG % 1st Half: 2-4 50.0% 2nd half: 1-6 16.7% Game: 3-10 30.0%  
 FT % 1st Half: 3-8 37.5% 2nd half: 6-9 66.7% Game: 9-17 52.9%

**Northern Iowa 79 • 5-1**

#	Player	Total			3-Ptr			Rebounds			PF	TP	A	TO	Blk	Stl	Min
		FG-FGA	FG-FGA	FT-FTA	FG-FGA	FG-FGA	FT-FTA	Off	Def	Tot							
10	Tuttle, Seth	f	6-10	0-0	1-6	4	7	11	1	13	2	1	1	1	29		
20	Koch, Jake	f	3-6	2-5	5-5	0	3	3	3	13	3	0	0	0	33		
01	Mitchell, Deon	g	3-5	0-1	1-1	0	1	1	3	7	3	4	0	2	18		
13	Moran, Johnny	g	2-7	1-5	1-4	1	3	4	3	6	3	1	0	3	30		
52	James, Anthony	g	6-11	3-3	7-10	1	4	5	2	22	3	0	0	0	31		
04	Rank, Chip	g	2-4	1-3	1-1	1	0	1	1	6	0	0	0	0	11		
12	Singleton, Marvin	g	0-0	0-0	0-0	0	0	0	0	0	0	0	0	0	1		
21	Morrison, Matt	g	2-5	2-2	0-0	0	0	0	0	6	0	0	0	0	12		
23	Sonnen, Marc	g	2-6	0-2	0-0	1	1	2	2	4	1	0	0	0	26		
24	Martino, Max	g	0-1	0-0	0-0	0	0	0	0	0	0	0	0	0	2		
33	Pehl, Austin	g	1-2	0-0	0-1	2	1	3	1	2	0	1	1	0	6		
34	Lange, Tyler	g	0-0	0-0	0-0	0	0	0	0	0	0	0	0	0	1		
Team						0	5	5									
Totals			27-57	9-21	16-28	10	25	35	16	79	15	7	2	6	200		

FG % 1st Half: 12-30 40.0% 2nd half: 15-27 55.6% Game: 27-57 47.4%  
 3FG % 1st Half: 6-14 42.9% 2nd half: 3-7 42.9% Game: 9-21 42.9%  
 FT % 1st Half: 3-9 33.3% 2nd half: 13-19 68.4% Game: 16-28 57.1%

Officials: Bill Gracey, Bobby Vetkoetter, Brad Ferrie  
 Technical fouls: Providence College-None. Northern Iowa-None.  
 Attendance: 700  
 Game 8 of the South Padre Island Invitational

Score by periods	1st	2nd	Total
Providence College	23	39	62
Northern Iowa	33	46	79

Points	In	Off	2nd	Fast	Bench
	Paint	T/O	Chance	Break	
UNI	22	11	9	4	18
UNI	32	17	10	4	18

Last FG - PC 2nd-00:06, UNI 2nd-01:58.  
 Largest lead - PC by 3 1st-18:15, UNI by 19 2nd-01:42.

Score tied - 1 time.  
 Lead changed - 1 time.

Official Basketball Box Score -- Game Totals -- Final Statistics  
**UNI vs Iowa State**  
 11-30-11 7 p.m. at Ames, Iowa - Hilton Coliseum

**UNI 69 • 6-1**

#	Player	Total			3-Ptr			Rebounds			PF	TP	A	TO	Blk	Stl	Min
		FG-FGA	FG-FGA	FT-FTA	FG-FGA	FG-FGA	FT-FTA	Off	Def	Tot							
01	Mitchell, Deon	*	0-4	0-3	0-0	0	0	0	2	0	0	2	0	1	12		
10	Tuttle, Seth	*	4-4	0-0	1-2	3	9	12	3	9	0	2	0	2	25		
13	Moran, Johnny	*	1-5	1-3	2-2	2	1	3	1	5	2	1	0	0	36		
20	Koch, Jake	*	1-4	0-3	2-3	1	6	7	3	4	4	2	1	0	29		
52	James, Anthony	*	6-11	1-1	4-6	0	5	5	4	17	2	2	0	0	31		
04	Rank, Chip	*	0-3	0-2	0-0	1	1	2	0	0	0	0	0	0	7		
12	Singleton, Marvin	*	0-0	0-0	0-0	0	0	0	1	0	0	0	0	0	2		
21	Morrison, Matt	*	5-6	4-5	0-0	0	0	0	2	14	0	1	0	2	20		
23	Sonnen, Marc	*	4-9	3-7	1-2	0	0	0	3	12	1	1	0	1	29		
33	Pehl, Austin	*	3-4	0-0	2-3	0	3	3	1	8	2	0	0	0	9		
Team						0	1	1									
Totals			24-50	9-24	12-18	7	26	33	20	69	11	11	1	6	200		

FG % 1st Half: 13-28 46.4% 2nd half: 11-22 50.0% Game: 24-50 48.0%  
 3FG % 1st Half: 3-13 23.1% 2nd half: 6-11 54.5% Game: 9-24 37.5%  
 FT % 1st Half: 4-4 100.0% 2nd half: 8-14 57.1% Game: 12-18 66.7%



Official Basketball Box Score -- Game Totals -- Final Statistics  
**Iowa vs UNI**  
 12/06/11 7:07 PM at Cedar Falls, Iowa (McLeod Center)

**Iowa 60 • 5-4**

#	Player	Total			3-Ptr			Rebounds			PF	TP	A	TO	Blk	Stl	Min
		FG-FGA	FG-FGA	FT-FTA	FG-FGA	FG-FGA	FT-FTA	Off	Def	Tot							
01	Basabe, Melsahn *	4-8	0-0	0-0	0	6	6	3	8	1	2	0	1	26			
04	Marble, Roy Devyn *	7-12	0-2	0-3	1	3	4	14	4	2	0	2	37				
05	Gatems, Matt *	3-9	0-4	0-0	0	4	4	3	6	1	1	0	37				
15	McCabe, Zach *	1-3	0-0	0-0	1	4	5	5	2	1	3	0	17				
25	May, Eric *	5-11	0-2	0-1	1	1	2	3	10	1	0	0	30				
00	Olaseni, Gabriel	0-0	0-0	0-0	0	0	0	0	0	0	0	0	1				
02	Oglesby, Josh	3-6	1-3	0-1	0	1	1	1	7	0	1	0	20				
20	Brommer, Andrew	2-2	0-0	0-0	1	3	4	2	4	1	1	0	22				
30	White, Aaron	2-3	0-1	3-4	2	1	3	2	7	1	1	0	6				
35	Archie, Devon	1-1	0-0	0-0	0	1	1	2	2	0	1	0	4				
	Team				2	1	3										
<b>Totals</b>		<b>28-55</b>	<b>1-12</b>	<b>3-9</b>	<b>8</b>	<b>25</b>	<b>33</b>	<b>25</b>	<b>60</b>	<b>10</b>	<b>12</b>	<b>0</b>	<b>5</b>	<b>200</b>			

FG % 1st Half: 13-22 59.1% 2nd half: 15-33 45.5% Game: 28-55 50.9% Deadball Rebounds 1  
 3FG % 1st Half: 1-4 25.0% 2nd half: 0-8 0.0% Game: 1-12 8.3%  
 FT % 1st Half: 0-3 0.0% 2nd half: 3-6 50.0% Game: 3-9 33.3%

**UNI 80 • 8-1**

#	Player	Total			3-Ptr			Rebounds			PF	TP	A	TO	Blk	Stl	Min
		FG-FGA	FG-FGA	FT-FTA	FG-FGA	FG-FGA	FT-FTA	Off	Def	Tot							
01	Mitchell, Deon *	2-7	1-3	0-1	0	2	2	2	5	0	1	0	1	24			
10	Tuttle, Seth *	4-6	0-0	4-5	1	6	7	0	12	0	0	1	26				
13	Moran, Johnny *	1-5	0-3	2-2	0	3	3	2	4	0	1	0	31				
20	Koch, Jake *	3-6	3-4	4-4	0	5	5	2	13	6	4	2	29				
52	James, Anthony *	4-10	2-4	8-8	0	1	1	2	18	3	2	0	31				
04	Rank, Chip	3-3	3-3	1-1	1	0	1	0	10	0	0	0	11				
21	Morrison, Matt	1-1	1-1	0-0	0	1	1	2	3	0	0	0	9				
23	Sonnen, Marc	1-3	1-3	8-8	1	1	2	3	11	0	1	0	24				
24	Martino, Max	0-0	0-0	0-0	0	0	0	0	0	0	0	0	1				
33	Pehl, Austin	1-3	0-0	2-4	0	2	2	2	4	0	1	0	13				
34	Lange, Tyler	0-0	0-0	0-0	0	1	1	0	0	0	0	0	1				
	Team				1	1	2										
<b>Totals</b>		<b>20-44</b>	<b>11-21</b>	<b>29-33</b>	<b>4</b>	<b>23</b>	<b>27</b>	<b>15</b>	<b>80</b>	<b>9</b>	<b>10</b>	<b>3</b>	<b>2</b>	<b>200</b>			

FG % 1st Half: 10-21 47.6% 2nd half: 10-23 43.5% Game: 20-44 45.5% Deadball Rebounds 0  
 3FG % 1st Half: 6-10 60.0% 2nd half: 5-11 45.5% Game: 11-21 52.4%  
 FT % 1st Half: 6-9 66.7% 2nd half: 23-24 95.8% Game: 29-33 87.9%

Officials: Bo Boroski, John Higgins, Paul Janssen  
 Technical fouls: Iowa-McCabe, Zach; TEAM 3. UNI-None.  
 Attendance: 6834

Score by periods	1st	2nd	Total
Iowa	27	33	60
UNI	32	48	80

	In	Off	2nd	Fast	Bench
Points	Paint	T/O	Chance	Break	
IOWA	20	12	10	0	20
UNI	14	26	2	0	28

Last FG - IOWA 2nd-01:02, UNI 2nd-00:35.  
 Largest lead - IOWA by 10 1st-16:49, UNI by 20 2nd-04:45.

Score tied - 3 times.  
 Lead changed - 1 time.



Official Basketball Box Score -- Game Totals -- Final Statistics  
**Loras vs UNI**  
 12/19/11 7:00 PM at Cedar Falls, Iowa (McLeod Center)

**Loras 48 • 2-8**

#	Player	Total			3-Ptr			Rebounds			PF	TP	A	TO	Blk	Stl	Min
		FG-FGA	FG-FGA	FT-FTA	FG-FGA	FG-FGA	FT-FTA	Off	Def	Tot							
22	Gaughan, Brian *	2-5	2-4	0-0	0	0	1	1	6	0	0	0	0	13			
24	Harrelson, Jordan *	3-9	0-0	1-1	2	2	4	3	7	3	0	0	22				
34	Peterson, Zack *	1-2	0-0	0-0	0	3	3	0	2	1	4	0	17				
41	Kelly, Tim *	4-11	1-4	2-3	0	2	2	1	11	0	2	0	29				
54	Pawelski, Dan *	2-7	0-1	0-1	0	5	5	3	4	1	0	0	18				
01	Barry, Luke	0-0	0-0	0-0	0	0	0	0	0	0	0	0	3				
12	Rovanssek, Mike	0-0	0-0	0-0	0	1	1	0	0	0	0	0	3				
15	Hartlage, Reese	0-1	0-1	0-0	0	0	0	0	0	0	0	0	5				
20	Harmening, Bobby	0-1	0-1	0-1	0	0	0	4	0	3	0	0	17				
23	Baxter, Taylor	0-2	0-1	0-0	0	0	0	2	0	1	1	0	16				
30	Cline, Alex	1-1	1-1	0-0	0	0	0	1	3	0	0	0	6				
31	Smith, Nathaniel	0-0	0-0	2-2	0	0	0	1	2	0	0	0	4				
32	Schuessler, Aaron	2-5	1-3	0-0	0	1	1	0	5	0	2	0	17				
40	Walsh, Kevin	0-0	0-0	2-2	0	1	1	0	2	0	1	0	5				
42	Bruns, Josh	0-1	0-0	0-2	0	3	3	0	0	0	1	0	7				
50	Coon, Ryan	3-6	0-0	0-0	2	3	5	1	6	0	1	1	18				
	Team				1	4	5										
<b>Totals</b>		<b>18-51</b>	<b>5-16</b>	<b>7-12</b>	<b>5</b>	<b>26</b>	<b>31</b>	<b>17</b>	<b>48</b>	<b>6</b>	<b>16</b>	<b>1</b>	<b>2</b>	<b>200</b>			

FG % 1st Half: 10-26 38.5% 2nd half: 8-25 32.0% Game: 18-51 35.3% Deadball Rebounds 2  
 3FG % 1st Half: 1-7 14.3% 2nd half: 4-9 44.4% Game: 5-16 31.3%  
 FT % 1st Half: 1-3 33.3% 2nd half: 6-9 66.7% Game: 7-12 58.3%

**UNI 84 • 10-1**

#	Player	Total			3-Ptr			Rebounds			PF	TP	A	TO	Blk	Stl	Min
		FG-FGA	FG-FGA	FT-FTA	FG-FGA	FG-FGA	FT-FTA	Off	Def	Tot							
01	Mitchell, Deon *	4-6	3-4	2-2	0	2	2	0	13	4	2	0	2	19			
04	Rank, Chip *	3-3	3-3	3-5	0	5	5	2	12	1	1	0	0	21			
10	Tuttle, Seth *	3-3	0-0	4-4	0	5	5	2	10	2	0	0	0	16			
13	Moran, Johnny *	0-1	0-0	0-0	0	1	1	1	0	1	0	0	3	17			
52	James, Anthony *	5-11	0-2	0-1	0	2	2	1	10	3	0	0	0	18			
12	Singleton, Marvin	1-4	0-0	0-0	1	3	4	1	2	0	0	0	2	18			
21	Morrison, Matt	3-9	2-5	2-2	0	2	2	2	10	3	0	0	2	22			
23	Sonnen, Marc	4-6	3-4	0-0	2	1	3	0	11	0	0	0	1	17			
24	Martino, Max	1-4	0-2	1-2	0	1	1	2	3	1	2	0	1	21			
33	Pehl, Austin	5-8	0-0	3-4	1	6	7	2	13	1	0	0	0	23			
34	Lange, Tyler	0-1	0-0	0-0	0	1	1	3	0	0	0	0	0	8			
	Team				1	2	3										
<b>Totals</b>		<b>29-56</b>	<b>11-20</b>	<b>15-20</b>	<b>5</b>	<b>31</b>	<b>36</b>	<b>16</b>	<b>84</b>	<b>16</b>	<b>5</b>	<b>0</b>	<b>11</b>	<b>200</b>			

FG % 1st Half: 15-30 50.0% 2nd half: 14-26 53.8% Game: 29-56 51.8% Deadball Rebounds 2  
 3FG % 1st Half: 7-12 58.3% 2nd half: 4-8 50.0% Game: 11-20 55.0%  
 FT % 1st Half: 6-9 66.7% 2nd half: 9-11 81.8% Game: 15-20 75.0%

Officials: Terry Moore, Dan Nowakowski, Paul Janssen  
 Technical fouls: Loras-None. UNI-None.  
 Attendance: 3437

Score by periods	1st	2nd	Total
Loras	22	26	48
UNI	43	41	84

	In	Off	2nd	Fast	Bench
Points	Paint	T/O	Chance	Break	
LORM	12	3	5	0	18
UNI	22	27	10	0	39

Last FG - LORM 2nd-05:39, UNI 2nd-00:53.  
 Largest lead - LORM None, UNI by 36 2nd-00:53.

Score tied - 1 time.  
 Lead changed - 0 times.



Official Basketball Box Score -- Game Totals -- Final Statistics  
**Milwaukee vs UNI**  
 12/10/11 1:07 PM at Cedar Falls, Iowa (McLeod Center)

**Milwaukee 51 • 8-2**

#	Player	Total			3-Ptr			Rebounds			PF	TP	A	TO	Blk	Stl	Min
		FG-FGA	FG-FGA	FT-FTA	FG-FGA	FG-FGA	FT-FTA	Off	Def	Tot							
02	WILLIAMS, Kaylon *	6-13	1-5	3-4	0	2	2	3	16	4	7	0	0	39			
03	KELM, Kyle *	4-4	3-3	1-1	1	1	2	3	12	0	2	0	0	27			
04	ALLEN, Ryan *	2-5	0-1	4-5	2	7	9	1	8	0	1	1	0	38			
14	GULLEY, Paris *	0-6	0-4	0-1	1	4	5	3	0	1	1	0	0	32			
42	HAARMSMA, James *	4-7	0-1	2-2	1	2	3	4	10	0	2	0	1	27			
05	BOGA, Shaquille	0-0	0-0	0-0	0	0	0	0	0	0	0	0	0	1			
15	HARRIS, Demetrius	0-0	0-0	0-0	0	0	0	0	0	0	0	1	0	4			
21	MEIER, Tony	1-5	0-4	0-0	0	4	4	2	2	1	0	0	0	22			
22	RICHARD, Evan	1-2	1-1	0-0	0	0	0	0	3	0	1	0	0	8			
44	HIGGERTY, Ryan	0-0	0-0	0-0	0	0	0	0	0	0	0	0	0	1			
45	WOLF, Christian	0-0	0-0	0-0	0	0	0	0	0	0	0	0	0	1			
	Team				2	1	3										
<b>Totals</b>		<b>18-42</b>	<b>5-19</b>	<b>10-13</b>	<b>7</b>	<b>21</b>	<b>28</b>										

# 46 2011-2012 BOX SCORES



Official Basketball Box Score -- Game Totals -- Final Statistics  
**UNI vs Illinois State**  
 12-29-11 7:05 p.m. at Normal, Ill. (Doug Collins Court at RBA)

## UNI 61 • 10-3, 0-1

#	Player	Total			3-Ptr			Rebounds			PF	TP	A	TO	Blk	Stl	Min
		FG	FGA	FT	FTA	FG	FGA	FT	FTA	Off							
10	Tuttle, Seth	f	2-4	0-0	2-2	5	2	7	2	6	2	2	0	1	24		
20	Koch, Jake	f	0-4	0-3	0-0	2	4	6	0	0	5	1	1	0	31		
01	Mitchell, Deon	g	1-4	0-2	0-0	0	0	0	0	2	0	1	0	0	10		
13	Moran, Johnny	g	3-10	0-4	0-0	0	2	2	1	6	2	0	0	1	31		
52	James, Anthony	g	9-25	3-7	0-0	0	3	3	4	21	0	1	0	2	30		
04	Rank, Chip	g	4-7	3-5	0-0	0	5	5	4	11	0	0	0	0	18		
21	Morrison, Matt	g	1-2	1-2	0-0	0	0	0	0	3	2	1	0	1	19		
23	Sonnen, Marc	g	3-7	2-5	0-0	2	0	2	4	8	1	0	0	1	29		
33	Pehl, Austin	g	2-4	0-0	0-0	0	2	2	4	0	1	0	0	1	8		
Team						2	1	3									
Totals			25-67	9-28	2-2	11	19	30	17	61	12	7	1	7	200		

FG % 1st Half: 11-30 36.7% 2nd half: 14-37 37.8% Game: 25-67 37.3%  
 3FG % 1st Half: 4-12 33.3% 2nd half: 5-16 31.3% Game: 9-28 32.1%  
 FT % 1st Half: 2-2 100.0 2nd half: 0-0 0.0% Game: 2-2 100.0

Deadball Rebounds: 0

## Illinois State 65 • 9-3, 1-0

#	Player	Total			3-Ptr			Rebounds			PF	TP	A	TO	Blk	Stl	Min
		FG	FGA	FT	FTA	FG	FGA	FT	FTA	Off							
22	EKEY, Jon	f	4-6	3-3	0-0	3	10	13	1	11	3	1	0	0	36		
32	CARMICHAEL, Jackie	f	9-16	0-0	1-4	3	7	10	3	19	2	1	4	0	35		
05	COUSIN, Anthony	g	2-4	2-3	5-6	0	4	4	2	11	2	1	0	0	32		
11	MOORE, Nic	g	5-9	2-5	1-2	0	2	2	3	13	4	4	0	1	28		
13	WILKINS, John	g	2-9	0-2	3-4	0	4	4	1	7	0	4	2	0	32		
01	BROWN, Tyler	g	1-2	0-1	0-0	0	0	0	0	2	2	4	0	1	18		
02	ALLEN, Bryant	g	0-0	0-0	0-0	0	1	1	0	0	0	1	0	0	2		
24	UPSHAW, Zeke	g	0-0	0-0	0-0	0	1	1	0	0	0	0	0	0	6		
42	THRELOFF, Jordan	g	0-0	0-0	0-0	0	0	0	1	0	1	0	0	0	4		
44	HILL, Johnny	g	1-1	0-0	0-0	0	0	0	0	2	0	0	0	0	7		
Team						1	2	3									
Totals			24-47	7-14	10-16	7	31	38	11	65	14	16	6	2	200		

FG % 1st Half: 11-25 44.0% 2nd half: 13-22 59.1% Game: 24-47 51.1%  
 3FG % 1st Half: 3-6 50.0% 2nd half: 4-8 50.0% Game: 7-14 50.0%  
 FT % 1st Half: 3-4 75.0% 2nd half: 7-12 58.3% Game: 10-16 62.5%

Deadball Rebounds: 3

Officials: John Higgins, Paul Janssen, Terry Oglesby  
 Technical fouls: UNI-None, Illinois State-None.  
 Attendance: 5265

Score by periods	1st	2nd	Total
UNI	28	33	61
Illinois State	28	37	65

Last FG - UNI 2nd-00:10, ILS 2nd-05:57.  
 Largest lead - UNI by 2 1st-02:08, ILS by 13 2nd-12:28.

Score tied - 4 times.  
 Lead changed - 2 times.



Official Basketball Box Score -- Game Totals -- Final Statistics  
**Evansville vs UNI**  
 01/01/12 8:00 PM at Cedar Falls, Iowa (McLeod Center)

## Evansville 76 • 7-5, 2-0 MVC

#	Player	Total			3-Ptr			Rebounds			PF	TP	A	TO	Blk	Stl	Min
		FG	FGA	FT	FTA	FG	FGA	FT	FTA	Off							
00	Sawvell, Ryan	*	2-3	0-0	1-1	2	4	6	5	5	0	1	0	2	26		
05	Taylor, Troy	*	0-1	0-0	0-0	0	2	2	4	0	1	0	0	0	8		
11	Ryan, Colt	*	6-15	3-7	14-14	0	7	7	1	29	5	4	0	3	40		
32	Harris, Kenny	*	5-10	1-2	0-0	1	6	7	2	11	2	2	0	4	35		
34	Holmes, Denver	*	4-9	2-3	6-6	0	2	2	1	16	3	3	0	2	36		
01	Nelson, Jordan	*	0-1	0-1	0-0	0	0	0	0	0	0	0	0	0	2		
04	Jones, Lewis	*	3-3	0-0	1-1	1	2	3	4	7	0	3	0	0	10		
10	Moore, Jaylon	*	0-0	0-0	1-2	1	0	1	2	1	0	1	0	0	4		
22	Cox, Ned	*	3-6	0-1	1-2	0	1	1	4	7	1	1	0	0	25		
25	Cesnulevisius, Rokas	*	0-0	0-0	0-0	0	1	1	0	0	0	0	0	0	4		
Team						1	1	2									
Totals			23-48	6-14	24-26	6	26	32	23	76	12	16	0	11	200		

FG % 1st Half: 8-22 36.4% 2nd half: 15-26 57.7% Game: 23-48 47.9%  
 3FG % 1st Half: 2-7 28.6% 2nd half: 4-7 57.1% Game: 6-14 42.9%  
 FT % 1st Half: 3-5 60.0% 2nd half: 21-21 100.0 Game: 24-26 92.3%

Deadball Rebounds: 1

## UNI 65 • 10-4, 0-2 MVC

#	Player	Total			3-Ptr			Rebounds			PF	TP	A	TO	Blk	Stl	Min
		FG	FGA	FT	FTA	FG	FGA	FT	FTA	Off							
10	Tuttle, Seth	*	6-11	1-1	3-8	6	4	10	0	16	2	3	1	1	26		
13	Moran, Johnny	*	2-8	2-7	0-1	1	3	4	1	6	1	0	0	0	35		
20	Koch, Jake	*	0-2	0-2	6-9	3	7	10	2	6	3	1	2	32			
23	Sonnen, Marc	*	4-10	3-8	3-3	0	1	1	5	14	1	3	0	0	27		
52	James, Anthony	*	2-8	0-2	0-0	1	2	3	5	4	1	1	0	0	24		
01	Mitchell, Deon	*	6-11	2-5	0-0	0	0	0	1	14	1	3	0	0	24		
04	Rank, Chip	*	0-0	0-0	0-0	1	0	1	1	0	0	0	0	0	2		
21	Morrison, Matt	*	2-4	0-2	0-0	0	0	0	5	4	1	0	0	1	15		
24	Martino, Max	*	0-0	0-0	0-0	1	0	1	1	0	0	0	0	0	0+		
33	Pehl, Austin	*	0-0	0-0	1-2	0	1	1	2	1	0	2	0	0	6		
34	Lange, Tyler	*	0-0	0-0	0-0	0	0	0	0	0	0	0	0	0	0+		
Team						0	2	2									
Totals			22-54	8-27	13-23	13	20	33	23	65	13	19	2	4	200		

FG % 1st Half: 10-24 41.7% 2nd half: 12-30 40.0% Game: 22-54 40.7%  
 3FG % 1st Half: 5-13 38.5% 2nd half: 3-14 21.4% Game: 8-27 29.6%  
 FT % 1st Half: 2-6 33.3% 2nd half: 11-17 64.7% Game: 13-23 56.5%

Deadball Rebounds: 3

Officials: John Higgins, Randy McCall, Gerry Pollard  
 Technical fouls: Evansville-None, UNI-None.  
 Attendance: 3653

Score by periods	1st	2nd	Total
Evansville	21	55	76
UNI	27	38	65

Last FG - UE 2nd-01:22, UNI 2nd-00:19.  
 Largest lead - UE by 11 2nd-00:09, UNI by 14 1st-10:03.

Score tied - 3 times.  
 Lead changed - 1 time.



Official Basketball Box Score -- Game Totals -- Final Statistics  
**Indiana State vs UNI**  
 01/04/12 7:07 PM at Cedar Falls, Iowa (McLeod Center)

## Indiana State 48 • 10-4, 1-2 MVC

#	Player	Total			3-Ptr			Rebounds			PF	TP	A	TO	Blk	Stl	Min
		FG	FGA	FT	FTA	FG	FGA	FT	FTA	Off							
13	Odum, Jake	*	2-4	1-1	1-3	1	7	8	2	6	1	6	0	1	32		
15	Richard, Carl	*	4-10	0-3	2-3	2	2	4	1	10	0	3	0	0	32		
24	Printy, Jordan	*	2-7	1-5	2-2	0	2	2	0	7	1	0	0	0	28		
25	McWhorter, Steve	*	0-3	0-1	0-0	0	1	1	2	0	0	0	0	1	26		
34	Walker, Myles	*	1-5	0-0	0-0	0	2	2	5	2	0	1	1	1	17		
00	Kitchell, Jake	*	0-0	0-0	0-0	0	0	0	0	0	0	1	0	0	2		
01	Doluony, Koang	*	0-0	0-0	0-0	0	1	1	0	0	0	0	0	0	3		
02	Eitel, Lucas	*	0-1	0-1	0-0	0	0	0	0	0	0	1	0	0	1		
05	Gant, Justin	*	0-2	0-0	2-2	0	0	0	0	2	1	0	0	0	6		
20	Lathan, Dwayne	*	7-10	0-1	1-2	0	3	3	2	15	0	3	0	2	29		
31	Mahurin, R.J.	*	2-6	1-3	1-3	1	4	5	1	6	2	1	1	1	24		
Team						2	2	4									
Totals			18-48	3-15	9-15	6	24	30	15	48	5	17	2	6	200		

FG % 1st Half: 5-21 23.8% 2nd half: 13-27 48.1% Game: 18-48 37.5%  
 3FG % 1st Half: 1-5 20.0% 2nd half: 2-10 20.0% Game: 3-15 20.0%  
 FT % 1st Half: 5-8 62.5% 2nd half: 4-7 57.1% Game: 9-15 60.0%

Deadball Rebounds: 3

## UNI 65 • 11-4, 1-2 MVC

#	Player	Total			3-Ptr			Rebounds			PF	TP	A	TO	Blk	Stl	Min
		FG	FGA	FT	FTA	FG	FGA	FT	FTA	Off							
10	Tuttle, Seth	*	2-4	0-0	2-4	2	3	5	3	6	2	1	0	0	17		
13	Moran, Johnny	*	3-7	1-2	0-0	1	1	2	2	7	3	1	0	0	29		
20	Koch, Jake	*	4-7	2-3	1-3	2	6	8	2	11	0	1	2	2	30		
23	Sonnen, Marc	*	5-10	3-5	2-2	0	4	4	0	15	0	1	0	1	28		
52	James, Anthony	*	6-14	0-0	4-4	0	3	3	1	16	2	3	0	1	29		
01	M																





Official Basketball Box Score -- Game Totals -- Final Statistics  
**Drake vs UNI**  
 01/22/12 7:05 PM at Cedar Falls, Iowa (McLeod Center)

**Drake 52 • 12-8, 5-4 MVC**

#	Player	Total			3-Ptr			Rebounds			PF	TP	A	TO	Blk	Stl	Min
		FG-FGA	FG-FGA	FT-FTA	FG-FGA	FG-FGA	FT-FTA	Off	Def	Tot							
01	Clarke, Jordan	* 1-1	0-0	1-2	0	5	5	3	3	3	2	0	0	0	0	20	
10	Jeffers, Jeremy	* 0-3	0-1	0-0	0	2	2	1	0	1	0	1	0	0	0	19	
11	Madison, Karl	* 1-4	0-1	0-0	0	0	0	3	2	2	0	0	0	2	19		
24	Rice, Rayvonte	* 4-12	0-1	1-3	1	5	6	3	9	1	2	1	1	1	32		
34	Simons, Ben	* 3-9	1-4	0-0	1	3	4	4	7	0	3	0	0	0	26		
02	Hawley, Aaron	3-10	2-7	0-0	1	3	4	0	8	0	2	0	0	0	26		
03	Alexander, Kurt	8-10	3-4	2-2	0	2	2	2	21	0	1	0	1	1	28		
04	Welfringer, Judd	0-1	0-1	0-0	0	0	0	1	0	1	0	0	0	0	7		
21	Parker, Cory	0-0	0-0	0-0	0	0	0	0	0	0	0	0	0	0	2		
22	Woods, Kraidon	1-4	0-0	0-0	2	3	5	0	2	0	2	3	0	0	18		
25	Smith, David	0-1	0-0	0-0	0	1	1	0	0	0	0	0	0	0	3		
	Team				2	1	3										
	Totals	21-55	6-19	4-7	7	25	32	17	52	7	10	4	4	4	200		

FG % 1st Half: 11-30 36.7% 2nd half: 10-25 40.0% Game: 21-55 38.2%  
 3FG % 1st Half: 1-5 20.0% 2nd half: 5-14 35.7% Game: 6-19 31.6%  
 FT % 1st Half: 0-0 0.0% 2nd half: 4-7 57.1% Game: 4-7 57.1%

**UNI 66 • 14-7, 4-5 MVC**

#	Player	Total			3-Ptr			Rebounds			PF	TP	A	TO	Blk	Stl	Min
		FG-FGA	FG-FGA	FT-FTA	FG-FGA	FG-FGA	FT-FTA	Off	Def	Tot							
10	Tuttle, Seth	* 5-6	1-1	2-2	2	3	5	3	13	1	0	0	0	0	19		
13	Moran, Johnny	* 2-6	2-5	1-2	0	0	3	1	7	1	1	0	0	0	26		
20	Koch, Jake	* 2-6	1-3	5-6	1	3	4	1	10	3	1	3	0	0	29		
23	Sonnen, Marc	* 3-8	1-2	1-2	2	2	4	2	8	3	1	0	2	29			
52	James, Anthony	* 3-5	0-2	3-7	0	5	5	2	9	0	1	0	1	26			
01	Mitchell, Deon	1-4	0-0	3-4	1	1	2	0	5	2	2	0	0	15			
04	Rank, Chip	1-2	0-0	0-0	1	3	4	0	2	0	0	0	1	22			
12	Singleton, Marvin	0-1	0-0	0-0	0	0	0	0	0	0	0	0	0	1			
21	Morrison, Matt	2-5	1-2	1-1	0	2	2	0	6	0	0	0	0	16			
24	Martino, Max	2-2	0-0	0-0	0	0	0	1	4	0	0	0	0	7			
33	Pehl, Austin	1-6	0-0	0-0	1	5	6	0	2	1	0	0	0	9			
34	Lange, Tyler	0-0	0-0	0-0	0	0	0	0	0	0	0	0	0	1			
	Team				1	1	2										
	Totals	22-51	6-15	16-24	9	28	37	10	66	11	6	3	4	200			

FG % 1st Half: 12-29 41.4% 2nd half: 10-22 45.5% Game: 22-51 43.1%  
 3FG % 1st Half: 4-9 44.4% 2nd half: 2-6 33.3% Game: 6-15 40.0%  
 FT % 1st Half: 6-8 75.0% 2nd half: 10-16 62.5% Game: 16-24 66.7%

Officials: Mark Whitehead, David Hall, Don Dally  
 Technical fouls: Drake-None. UNI-None.  
 Attendance: 3975

Score by periods	1st	2nd	Total
Drake	23	29	52
UNI	34	32	66

	In	Off	2nd	Fast	Bench
Points	Paint	T/O	Chance	Break	
Drake	16	4	4	0	31
UNI	24	12	7	0	19

Last FG - DU 2nd-05:08, UNI 2nd-02:47.  
 Largest lead - DU by 2 1st-19:31, UNI by 25 2nd-12:59.

Score tied - 2 times.  
 Lead changed - 9 times.



Official Basketball Box Score -- Game Totals -- Final Statistics  
**UNI vs Missouri State**  
 01/28/12 4:05 p.m. at JQH Arena, Springfield, Mo.

**UNI 51 • 14-9 (4-7 MVC)**

#	Player	Total			3-Ptr			Rebounds			PF	TP	A	TO	Blk	Stl	Min
		FG-FGA	FG-FGA	FT-FTA	FG-FGA	FG-FGA	FT-FTA	Off	Def	Tot							
10	Tuttle, Seth	f 3-7	0-1	3-4	3	0	3	2	9	1	1	0	1	28			
20	Koch, Jake	f 3-7	0-3	1-2	1	1	2	2	7	2	1	0	1	21			
13	Moran, Johnny	g 2-7	0-3	0-0	0	1	1	2	4	1	1	0	0	24			
23	Sonnen, Marc	g 1-3	1-2	0-0	1	3	4	0	3	0	0	0	1	32			
52	James, Anthony	g 3-10	1-3	0-0	0	8	8	1	7	2	4	0	0	27			
01	Mitchell, Deon	2-8	1-4	1-2	0	0	0	4	6	1	1	0	0	22			
04	Rank, Chip	3-4	1-1	0-0	1	1	2	1	7	0	0	1	0	23			
12	Singleton, Marvin	0-0	0-0	0-2	0	2	2	0	0	1	0	0	0	2			
21	Morrison, Matt	3-5	1-2	1-1	0	2	2	2	8	1	1	0	1	13			
24	Martino, Max	0-0	0-0	0-0	0	2	2	1	0	0	0	0	0	6			
33	Pehl, Austin	0-2	0-0	0-0	1	0	1	1	0	0	0	0	0	2			
	Team				3	2	5										
	Totals	20-53	5-19	6-11	10	22	32	16	51	12	9	1	4	200			

FG % 1st Half: 10-28 35.7% 2nd half: 10-25 40.0% Game: 20-53 37.3%  
 3FG % 1st Half: 2-9 22.2% 2nd half: 3-10 30.0% Game: 5-19 26.7%  
 FT % 1st Half: 2-4 50.0% 2nd half: 4-7 57.1% Game: 6-11 54.5%

**Missouri State 63 • 13-10 (6-5 MVC)**

#	Player	Total			3-Ptr			Rebounds			PF	TP	A	TO	Blk	Stl	Min
		FG-FGA	FG-FGA	FT-FTA	FG-FGA	FG-FGA	FT-FTA	Off	Def	Tot							
05	Jarmar Gulley	f 4-9	1-3	0-0	4	6	10	2	9	1	0	1	0	29			
34	Kyle Weems	f 7-18	3-5	3-3	2	8	10	2	20	0	5	0	1	36			
42	Christian Kirk	f 2-4	0-0	0-0	2	2	4	3	4	1	1	0	0	20			
00	Anthony Downing	g 5-11	3-5	3-3	0	0	0	1	16	1	0	0	1	33			
55	Michael Bizoukas	g 2-6	0-0	0-1	0	4	4	2	4	7	2	0	1	33			
01	Keith Pickens	1-1	0-0	2-3	1	1	2	2	4	1	0	0	0	21			
30	Nathan Scheer	0-3	0-3	0-0	1	2	3	0	0	0	0	0	1	18			
50	Isaiah Rhine	2-3	0-0	2-2	1	2	3	1	6	0	0	0	0	10			
	Team				1	1	2										
	Totals	23-55	7-16	10-12	12	26	38	13	63	11	8	1	4	200			

FG % 1st Half: 13-29 44.8% 2nd half: 10-26 38.5% Game: 23-55 41.8%  
 3FG % 1st Half: 3-6 50.0% 2nd half: 4-10 40.0% Game: 7-16 43.8%  
 FT % 1st Half: 5-5 100.0% 2nd half: 5-7 71.4% Game: 10-12 83.3%

Officials: Ed Hightower, Scott Thornley, Jeff Campbell  
 Technical fouls: UNI-None. Missouri State-None.  
 Attendance: 9376

Score by periods	1st	2nd	Total
UNI	24	27	51
Missouri State	34	29	63

	In	Off	2nd	Fast	Bench
Points	Paint	T/O	Chance	Break	
UNI	22	8	12	4	21
MSU	30	12	10	6	10

Last FG - UNI 2nd-00:38, MSU 2nd-02:34.  
 Largest lead - UNI by 6 1st-16:33, MSU by 18 2nd-04:52.

Score tied - 0 times.  
 Lead changed - 5 times.



Official Basketball Box Score -- Game Totals -- Final Statistics  
**UNI vs Indiana State**  
 01/25/11 7:05 pm (ET) at Hulman Center (Terre Haute, Ind.)

**UNI 54 • 14-8, 4-6 MVC**

#	Player	Total			3-Ptr			Rebounds			PF	TP	A	TO	Blk	Stl	Min
		FG-FGA	FG-FGA	FT-FTA	FG-FGA	FG-FGA	FT-FTA	Off	Def	Tot							
20	Koch, Jake	f 1-6	1-4	0-0	1	7	8	2	3	2	2	0	1	30			
10	Tuttle, Seth	c 7-9	0-0	8-9	3	3	6	2	22	1	0	0	0	30			
13	Moran, Johnny	g 4-10	3-8	0-0	0	0	0	1	11	0	0	0	3	32			
23	Sonnen, Marc	g 1-2	1-1	1-1	1	0	1	5	4	5	2	0	2	27			
52	James, Anthony	g 1-9	0-2	0-0	0	4	4	1	2	2	3	0	1	25			
01	Mitchell, Deon	1-3	0-0	0-1	0	2	2	0	2	1	1	0	0	13			
04	Rank, Chip	0-4	0-2	3-4	1	1	2	1	3	1	0	0	0	17			
21	Morrison, Matt	3-7	1-4	0-0	0	1	1	2	7	0	0	0	2	23			
24	Martino, Max	0-0	0-0	0-0	0	1	1	0	0	0	0	0	0	1			
33	Pehl, Austin	0-0	0-0	0-0	0	1	1	0	0	0	0	0	0	2			
	Team				1	1	2										
	Totals	18-50	6-21	12-15	7	21	28	14	54	12	8	0	9	200			

FG % 1st Half: 8-24 33.3% 2nd half: 10-26 38.5% Game: 18-50 36.0%  
 3FG % 1st Half: 3-11 27.3% 2nd half: 3-10 30.0% Game: 6-21 28.6%  
 FT % 1st Half: 7-9 77.8% 2nd half: 5-6 83.3% Game: 12-15 80.0%

**Indiana State 59 • 12-9, 3-7 MVC**

#	Player	Total			3-Ptr			Rebounds			PF	TP	A	TO	Blk	Stl	Min
		FG-FGA	FG-FGA	FT-FTA	FG-FGA	FG-FGA	FT-FTA	Off	Def	Tot							
15	Richard, Carl	f 7-12	3-4	0-0	0	3	3	2	7	2	2	0	0	33			
34	Walker, Myles																





Official Basketball Box Score -- Game Totals -- Final Statistics  
**Creighton vs UNI**  
 02/04/12 4:07 PM at Cedar Falls, Iowa (McLeod Center)

**Creighton 62 • 21-3, 11-2 MVC**

##	Player	Total		3-Ptr		Rebounds			PF	TP	A	TO	Blk	Stl	Min
		FG-FGA	FG-FGA	FT-FTA	Off	Def	Tot								
00	Echenique, Gregory	* 3-7	0-0	2-2	5	7	12	3	8	1	1	3	2	26	
03	McDermott, Doug	* 7-11	1-3	3-3	4	8	12	4	18	0	2	0	0	36	
10	Gibbs, Grant	* 0-4	0-3	0-2	0	6	6	0	0	2	2	0	0	34	
12	Manigat, Jahenns	* 1-3	1-2	0-0	0	1	1	2	3	0	1	0	0	20	
30	Young, Antoine	* 9-21	1-1	4-5	1	3	4	0	23	2	1	1	0	35	
01	Chatman, Austin	* 1-3	0-0	0-0	0	1	1	2	2	0	1	0	0	10	
05	Jones, Josh	* 0-2	0-2	0-0	0	1	1	0	0	0	2	0	0	17	
22	Dingman, Avery	* 0-0	0-0	0-0	0	0	0	1	0	0	0	0	0	3	
31	Artino, Will	* 0-0	0-0	0-0	0	1	1	3	0	0	1	0	0	4	
34	Wragge, Ethan	* 3-6	2-5	0-0	1	3	4	4	8	0	0	0	0	15	
Team					1	1	2								
Totals		24-57	5-16	9-12	12	32	44	19	62	5	11	4	2	200	

FG % 1st Half: 13-28 46.4% 2nd half: 11-29 37.9% Game: 24-57 42.1% Deadball Rebounds 1  
 3FG % 1st Half: 2-7 28.6% 2nd half: 3-9 33.3% Game: 5-16 31.3%  
 FT % 1st Half: 2-4 50.0% 2nd half: 7-8 87.5% Game: 9-12 75.0%

**UNI 65 • 16-9, 6-7 MVC**

##	Player	Total		3-Ptr		Rebounds			PF	TP	A	TO	Blk	Stl	Min
		FG-FGA	FG-FGA	FT-FTA	Off	Def	Tot								
01	Mitchell, Deon	* 4-12	0-1	4-5	1	4	5	1	12	2	1	0	0	28	
10	Tuttle, Seth	* 5-8	1-2	2-5	3	6	9	1	13	0	0	1	1	25	
13	Moran, Johnny	* 2-6	2-4	0-0	0	2	2	0	6	2	1	0	0	34	
20	Koch, Jake	* 2-6	2-5	0-1	1	6	7	3	6	3	0	1	1	27	
23	Sonnen, Marc	* 1-3	1-3	0-0	0	0	0	5	3	2	0	0	0	27	
04	Rank, Chip	* 3-5	2-2	1-2	0	2	2	1	9	0	0	0	1	25	
21	Morrison, Matt	* 0-2	0-0	0-0	0	1	1	1	0	0	0	0	1	8	
24	Martino, Max	* 0-0	0-0	0-0	0	0	0	0	0	0	0	0	0	2	
33	Pehl, Austin	* 0-1	0-0	0-0	0	0	0	1	0	0	0	0	0	2	
52	James, Anthony	* 6-14	3-4	1-2	0	1	1	2	16	2	0	0	1	22	
Team					2	1	3								
Totals		23-57	11-21	8-15	7	23	30	15	65	11	2	2	5	200	

FG % 1st Half: 12-31 38.7% 2nd half: 11-26 42.3% Game: 23-57 40.4% Deadball Rebounds 2  
 3FG % 1st Half: 5-11 45.5% 2nd half: 6-10 60.0% Game: 11-21 52.4%  
 FT % 1st Half: 2-3 66.7% 2nd half: 6-12 50.0% Game: 8-15 53.3%

Officials: David Hall, Randy Heimerman, Brad Ferrie  
 Technical fouls: Creighton-None. UNI-None.  
 Attendance: 6910

Score by periods	1st	2nd	Total
Creighton	30	32	62
UNI	31	34	65

Points	In	Off	2nd	Fast	Bench
	Paint	T/O	Chance	Break	
Creighton	28	2	19	0	10
UNI	18	17	3	0	25

Last FG - CU 2nd-00:06, UNI 2nd-00:01.  
 Largest lead - CU by 4 1st-17:42, UNI by 6 2nd-05:21.

Score tied - 6 times.  
 Lead changed - 9 times.



Official Basketball Box Score -- Game Totals -- Final Statistics  
**Illinois State vs UNI**  
 02/11/12 7:05 PM at Cedar Falls, Iowa (McLeod Center)

**Illinois State 63 • 16-10, 8-7 MVC**

##	Player	Total		3-Ptr		Rebounds			PF	TP	A	TO	Blk	Stl	Min
		FG-FGA	FG-FGA	FT-FTA	Off	Def	Tot								
01	BROWN, Tyler	* 2-6	0-3	0-0	0	4	4	3	4	2	5	0	1	30	
11	MOORE, Nic	* 3-8	1-5	0-0	0	3	3	1	7	5	1	0	1	32	
13	WILKINS, John	* 2-3	0-1	0-0	0	0	0	1	4	0	1	0	0	18	
22	EKEY, Jon	* 3-6	1-3	2-3	0	2	2	4	9	0	0	1	1	26	
32	CARMICHAEL, Jackie	* 6-12	0-0	2-5	3	10	13	3	14	1	3	0	1	32	
02	ALLEN, Bryant	* 6-13	5-9	0-0	0	0	0	1	17	1	0	0	0	33	
03	BLUE, Trey	* 2-4	2-3	0-0	0	0	0	2	6	1	0	0	1	15	
04	CLARK, Darius	* 0-1	0-1	0-0	0	0	0	0	0	0	1	0	0	2	
24	UPSHAW, Zeke	* 1-2	0-1	0-0	0	1	1	1	2	0	0	0	1	6	
42	THRELOFF, Jordan	* 0-0	0-0	0-0	0	0	0	1	0	0	1	0	0	4	
44	HILL, Johnny	* 0-0	0-0	0-0	0	0	0	0	0	0	0	0	0	2	
Team					3	2	5								
Totals		25-55	9-26	4-8	6	22	28	17	63	10	12	1	6	200	

FG % 1st Half: 13-26 50.0% 2nd half: 12-29 41.4% Game: 25-55 45.5% Deadball Rebounds 1  
 3FG % 1st Half: 6-14 42.9% 2nd half: 3-12 25.0% Game: 9-26 34.6%  
 FT % 1st Half: 2-3 66.7% 2nd half: 2-5 40.0% Game: 4-8 50.0%

**UNI 78 • 17-10, 7-8 MVC**

##	Player	Total		3-Ptr		Rebounds			PF	TP	A	TO	Blk	Stl	Min
		FG-FGA	FG-FGA	FT-FTA	Off	Def	Tot								
01	Mitchell, Deon	* 3-6	1-1	2-3	0	2	2	0	9	5	4	0	0	28	
10	Tuttle, Seth	* 6-10	1-1	4-5	4	7	11	4	17	3	1	1	0	30	
13	Moran, Johnny	* 5-9	4-6	2-5	1	5	6	0	16	0	1	0	3	35	
20	Koch, Jake	* 2-5	2-3	0-0	1	3	4	3	6	2	2	2	0	23	
23	Sonnen, Marc	* 3-6	2-4	4-4	0	2	2	1	12	6	0	0	1	26	
04	Rank, Chip	* 2-4	2-4	4-4	1	2	3	2	10	1	2	0	0	24	
21	Morrison, Matt	* 0-0	0-0	0-0	0	0	0	0	0	0	2	0	0	3	
24	Martino, Max	* 0-0	0-0	0-0	0	0	0	0	0	0	0	0	0	0+	
33	Pehl, Austin	* 1-1	0-0	0-0	0	0	0	1	2	0	0	0	0	2	
34	Lange, Tyler	* 0-0	0-0	0-0	0	0	0	0	0	0	0	0	0	0+	
52	James, Anthony	* 3-9	0-2	0-0	0	5	5	1	6	1	2	0	0	29	
Team					1	0	1								
Totals		25-50	12-21	16-21	8	26	34	12	78	18	14	3	4	200	

FG % 1st Half: 15-28 53.6% 2nd half: 10-22 45.5% Game: 25-50 50.0% Deadball Rebounds 1  
 3FG % 1st Half: 8-11 72.7% 2nd half: 4-10 40.0% Game: 12-21 57.1%  
 FT % 1st Half: 2-3 66.7% 2nd half: 14-18 77.8% Game: 16-21 76.2%

Officials: Ed Hightower, Zeltan Steed, Brad Gaston  
 Technical fouls: Illinois State-None. UNI-None.  
 Attendance: 5323

Score by periods	1st	2nd	Total
Illinois State	34	29	63
UNI	40	38	78

Points	In	Off	2nd	Fast	Bench
	Paint	T/O	Chance	Break	
Illinois State	16	10	3	0	25
UNI	18	16	9	0	18

Last FG - ILS 2nd-00:31, UNI 2nd-01:10.  
 Largest lead - ILS by 4 1st-05:52, UNI by 17 2nd-04:59.

Score tied - 7 times.  
 Lead changed - 6 times.



Official Basketball Box Score -- Game Totals -- Final Statistics  
**UNI vs Wichita State**  
 02-08-12 7:05 p.m. at Wichita, Kan. (Charles Koch Arena)

**UNI 57 • (16-10, 6-8)**

##	Player	Total		3-Ptr		Rebounds			PF	TP	A	TO	Blk	Stl	Min
		FG-FGA	FG-FGA	FT-FTA	Off	Def	Tot								
10	Tuttle, Seth	f 5-7	0-1	5-7	2	1	3	0	15	1	1	0	1	24	
20	Koch, Jake	f 3-8	3-6	0-0	0	3	3	2	9	4	1	0	0	26	
01	Mitchell, Deon	g 2-6	0-1	1-2	1	1	2	0	5	2	2	0	0	24	
13	Moran, Johnny	g 1-3	0-1	0-0	0	0	0	0	2	2	1	0	0	27	
23	Sonnen, Marc	g 4-7	3-4	0-0	1	1	2	1	11	1	1	0	1	28	
04	Rank, Chip	g 1-5	1-4	0-0	0	2	2	1	3	0	0	0	1	19	
12	Singleton, Marvin	g 0-1	0-0	0-0	2	2	0	0	0	1	0	0	0	4	
21	Morrison, Matt	g 1-3	1-2	0-0	0	1	1	1	3	0	2	0	0	11	
24	Martino, Max	g 0-0	0-0	0-0	0	0	0	0	0	0	1	0	0	7	
34	Lange, Tyler	g 0-0	0-0	1-2	0	3	3	0	1	0	0	0	0	10	
52	James, Anthony	g 3-10	0-1	2-2	0	3	3	2	8	2	2	0	1	19	
Team					1	1	2								
Totals		20-51	8-21	9-13	7	17	24	9	57	11	11	0	5	200	

FG % 1st Half: 12-27 44.4% 2nd half: 8-24 33.3% Game: 20-51 39.2% Deadball Rebounds 3  
 3FG % 1st Half: 6-12 50.0% 2nd half: 2-9 22.2% Game: 8-21 38.1%  
 FT % 1st Half: 5-6 83.3% 2nd half: 4-7 57.1% Game: 9-13 69.2%

**Wichita State 82 • (21-4, 12-2)**

##	Player	Total		3-Ptr		Rebounds			PF	TP	A	TO	Blk	Stl	Min
		FG-FGA	FG-FGA	FT-FTA	Off	Def	Tot								
20	SMITH, Ben	f 3-6	2-4	0-0	1	1	2	1	8	2	1	0	1	27	
41	STUTZ, Garrett	c 5-10	0-1	0-0	2	10	12	1	10	1	0	1	1	27	
01	RAGLAND, Joe	g 7-9	5-7	0-0	3	3	6	2	19	3	4	0	0	29	
05	WILLIAMS, Demetric	g 1-3	1-2	0-0	0	2	2	1	3	6	0	1	0	26	
23	MURRY, Toure'	g 6-15	0-0	0-0	0	3	3	0	12	5	1	0	0	30	
03	WESSEL, Evan	g 0-1	0-0	0-0	0	0	0	0	0	0	1	0	0	3	
04	ANACREON, James	g 1-1	0-0	0-0	0	0	0	0	1	2	0	0	2	3	
15	VAUTRAVERS, Randall	g 0-0	0-0	0-0	0	1	1	0	0	0	0	0	0	1	
21	ORUKPE, Ehimen	g 0-1	0-0	0-0	0	1	1	1	0	0	0	0	0	3	
22	HALL, Carl	g 3-5	0-0	2-2	4	4	4	2	8	0	0	0	0	16	
24	KYLES, David	g 5-5	4-4	2-2	0	3	3	1	16	2	1	0	2	21	
32	COTTON, Tekele	g 2-2	0-0	0-0	0	0	0	0							





Official Basketball Box Score -- Game Totals -- Final Statistics  
**UNI vs Saint Joseph's**  
 03/14/12 7:15 p.m. at Hagan Arena, Philadelphia, PA

**UNI 67 • 20-13**

##	Player	Total			3-Ptr			Rebounds			PF	TP	A	TO	Blk	Stl	Min
		FG-FGA	FG-FGA	FT-FTA	FG-FGA	FG-FGA	FT-FTA	Off	Def	Tot							
10	Tuttle, Seth	f	7-13	0-0	9-10	7	4	11	3	23	0	1	0	1	26		
20	Koch, Jake	f	2-8	0-3	0-1	0	4	4	1	4	2	1	1	2	25		
01	Mitchell, Deon	g	4-12	0-3	2-2	1	2	3	0	10	1	0	0	0	22		
13	Moran, Johnny	g	0-4	0-2	0-0	0	2	2	2	0	3	0	0	0	31		
23	Sonnen, Marc	g	5-10	2-4	3-4	1	3	4	1	15	0	1	0	1	31		
04	Rank, Chip	g	2-8	1-5	0-0	2	3	5	1	5	1	0	0	1	22		
21	Morrison, Matt	g	2-3	0-1	0-0	0	3	3	2	4	0	1	0	0	8		
24	Martino, Max	g	0-0	0-0	0-0	0	0	0	0	0	0	0	0	0	1		
33	Pehl, Austin	g	1-1	0-0	0-0	0	0	0	2	2	0	0	0	0	7		
52	James, Anthony	g	1-5	0-2	2-3	0	2	2	3	4	1	0	0	0	27		
Team						3	4	7									
Totals			24-64	3-20	16-20	14	27	41	15	67	11	5	1	5	200		

FG % 1st Half: 8-33 24.2% 2nd half: 16-31 51.6% Game: 24-64 37.5% Deadball Rebounds 2  
 3FG % 1st Half: 1-11 9.1% 2nd half: 2-9 22.2% Game: 3-20 15.0%  
 FT % 1st Half: 5-6 83.3% 2nd half: 11-14 78.6% Game: 16-20 80.0%

**Saint Joseph's 65 • 20-14**

##	Player	Total			3-Ptr			Rebounds			PF	TP	A	TO	Blk	Stl	Min
		FG-FGA	FG-FGA	FT-FTA	FG-FGA	FG-FGA	FT-FTA	Off	Def	Tot							
01	AIKEN, C.J.	f	6-7	2-2	2-2	1	4	5	1	16	1	1	1	0	28		
11	QUARLES, Daryus	f	0-4	0-3	0-0	0	3	3	1	0	1	0	1	0	18		
21	KANACEVIC, Halli	f	4-7	0-1	1-2	2	10	12	4	9	3	3	2	1	37		
10	GALLOWAY, Langston	g	2-8	0-3	1-2	0	1	1	5	5	1	2	0	0	26		
35	JONES, Carl	g	8-17	4-11	4-8	0	1	1	24	4	1	0	2	38			
13	ROBERTS, Ronald	g	2-6	0-0	5-8	3	2	5	2	9	1	2	4	0	31		
24	WILSON, Chris	g	1-3	0-1	0-0	0	5	5	1	2	1	0	2	1	20		
32	NDAO, Papa	g	0-0	0-0	0-0	0	1	1	0	0	0	0	0	0	2		
Team						1	0	1									
Totals			23-52	6-21	13-22	7	27	34	15	65	12	9	10	4	200		

FG % 1st Half: 10-27 37.0% 2nd half: 13-25 52.0% Game: 23-52 44.2% Deadball Rebounds 4,1  
 3FG % 1st Half: 1-9 11.1% 2nd half: 5-12 41.7% Game: 6-21 28.6%  
 FT % 1st Half: 3-8 37.5% 2nd half: 10-14 71.4% Game: 13-22 59.1%

Officials: Tim Comer, Brent Hampton, Haywood Bestock  
 Technical fouls: UNI-None. Saint Joseph's-None.  
 Attendance: 2851

Score by periods	1st	2nd	Total
UNI	22	45	67
Saint Joseph's	24	41	65

Last FG - UNI 2nd-00:19, SJU 2nd-00:07.  
 Largest lead - UNI by 7 2nd-13:39, SJU by 8 1st-10:11.

Points	In	Off	2nd	Fast	Bench
	Paint	T/O	Chance	Break	
UNI	40	4	14	2	15
SJU	24	6	6	2	11

Score tied - 11 times.  
 Lead changed - 7 times.



Official Basketball Box Score -- Game Totals -- Final Statistics  
**UNI vs Drexel**  
 3-18-12 11:00 a.m. at Philadelphia, Pa.

**UNI 63 • 20-14**

##	Player	Total			3-Ptr			Rebounds			PF	TP	A	TO	Blk	Stl	Min
		FG-FGA	FG-FGA	FT-FTA	FG-FGA	FG-FGA	FT-FTA	Off	Def	Tot							
10	Tuttle, Seth	f	4-4	0-0	1-3	2	6	8	1	9	0	3	0	0	28		
20	Koch, Jake	f	1-3	0-1	3-4	1	1	2	5	5	4	1	1	0	21		
01	Mitchell, Deon	g	2-5	1-3	0-0	0	1	1	2	5	1	4	0	2	22		
13	Moran, Johnny	g	6-14	5-11	2-2	1	7	8	1	19	1	0	0	2	33		
23	Sonnen, Marc	g	3-8	2-5	0-0	1	1	2	5	8	2	2	1	1	29		
04	Rank, Chip	g	2-4	1-2	0-0	1	1	2	1	5	0	0	0	0	19		
21	Morrison, Matt	g	1-1	1-1	0-0	0	1	1	0	3	0	1	0	0	8		
33	Pehl, Austin	g	1-2	0-0	1-2	0	1	1	2	3	0	1	0	0	12		
52	James, Anthony	g	2-7	0-0	2-2	1	4	5	1	6	3	1	0	1	28		
Team						1	1	2									
Totals			22-48	10-23	9-13	8	24	32	18	63	11	13	2	6	200		

FG % 1st Half: 10-22 45.5% 2nd half: 12-26 46.2% Game: 22-48 45.8% Deadball Rebounds 2  
 3FG % 1st Half: 3-9 33.3% 2nd half: 7-14 50.0% Game: 10-23 43.5%  
 FT % 1st Half: 5-8 62.5% 2nd half: 4-5 80.0% Game: 9-13 69.2%

**Drexel 65 • 29-6**

##	Player	Total			3-Ptr			Rebounds			PF	TP	A	TO	Blk	Stl	Min
		FG-FGA	FG-FGA	FT-FTA	FG-FGA	FG-FGA	FT-FTA	Off	Def	Tot							
44	McCoy, Daryl	f	1-4	0-0	0-0	0	5	5	1	2	1	0	0	0	28		
45	Givens, Samme	f	11-13	0-0	6-9	0	5	5	4	28	3	3	1	1	33		
04	Massenet, Frantz	g	3-9	1-1	4-8	1	0	1	4	11	3	3	0	2	35		
14	Lee, Damion	g	0-2	0-0	2-2	0	3	3	0	2	2	0	0	0	13		
32	Thomas, Derrick	g	2-7	2-3	0-0	1	2	3	3	6	2	1	0	0	36		
02	Younger, Aquil	g	0-0	0-0	0-0	0	0	0	0	0	2	0	0	0	4		
03	Fouch, Chris	g	6-9	4-6	0-0	1	2	3	0	16	1	2	0	0	30		
35	Ruffin, Dartaye	g	0-0	0-0	0-0	0	0	0	3	0	1	2	0	0	21		
Team						1	3	4									
Totals			23-44	7-10	12-19	4	20	24	15	65	15	11	1	3	200		

FG % 1st Half: 15-25 60.0% 2nd half: 8-19 42.1% Game: 23-44 52.3% Deadball Rebounds 0  
 3FG % 1st Half: 6-8 75.0% 2nd half: 1-2 50.0% Game: 7-10 70.0%  
 FT % 1st Half: 2-3 66.7% 2nd half: 10-16 62.5% Game: 12-19 63.2%

Officials: Earl Walton, Evon Burroughs, Larry Scirotto  
 Technical fouls: UNI-None. Drexel-None.  
 Attendance: 1884

Score by periods	1st	2nd	Total
UNI	28	35	63
Drexel	38	27	65

Last FG - UNI 2nd-00:06, DREXEL 2nd-02:19.  
 Largest lead - UNI by 4 1st-18:27, DREXEL by 18 1st-05:45.

Points	In	Off	2nd	Fast	Bench
	Paint	T/O	Chance	Break	
UNI	20	10	8	4	17
DREXEL	20	12	0	0	16

Score tied - 1 time.  
 Lead changed - 1 time.





THE BROADCASTING CORPORATION

PANTHERS

NORTHERN IOWA

KANSAS

KANSAS

KANSAS

21

24

1

21

UNION

UNION

UNION

UNION

UNION

UNION

UNION

UNION

UNION

UNION

UNION

UNION

UNION

UNION

UNION

UNION

UNION

UNION

UNION

UNION

UNION

UNION

UNION

UNION

UNION

UNION

UNION

UNION

UNION

UNION

UNION

UNION

UNION

UNION

UNION

UNION

UNION

UNION

UNION

UNION

UNION

UNION

UNION

UNION

UNION

UNION

UNION

UNION

UNION

UNION

UNION

UNION

UNION

UNION

UNION

UNION

UNION

UNION

UNION

UNION

UNION

UNION

UNION

UNION

UNION

UNION

UNION

UNION

UNION

UNION

UNION

UNION

UNION

UNION

UNION

UNION

UNION

UNION

UNION

UNION

UNION

UNION

UNION

UNION

UNION

UNION

UNION

UNION

UNION

UNION

UNION

UNION

UNION

UNION

UNION

UNION

UNION

UNION

UNION

UNION

UNION

UNION

UNION

UNION

UNION

UNION

UNION

UNION

UNION

UNION

UNION

UNION

UNION

UNION

UNION

UNION

UNION

UNION

UNION

UNION

UNION

UNION

UNION

UNION

UNION

UNION

UNION

UNION

UNION

UNION

UNION

UNION

UNION

UNION

UNION

UNION

UNION

UNION

UNION

UNION

UNION

UNION

UNION

UNION

UNION

UNION

UNION

UNION

UNION

UNION

UNION

UNION

UNION

UNION

UNION

UNION

UNION

UNION

UNION

UNION

UNION

UNION

UNION

UNION

UNION

UNION

UNION

UNION

UNION

UNION

UNION

UNION

UNION

UNION

UNION

UNION

UNION

UNION

UNION

UNION

UNION

UNION

UNION

UNION

UNION

UNION

UNION

UNION

UNION

UNION

UNION

UNION

UNION

UNION

UNION

UNION

UNION

UNION

UNION

UNION

UNION

UNION

UNION

UNION

UNION

UNION

UNION

UNION

UNION

UNION

UNION

UNION

UNION

UNION

UNION

UNION

UNION

UNION

UNION

UNION

UNION

UNION

UNION

UNION

UNION

UNION

UNION

UNION

UNION

UNION

UNION

UNION

UNION

UNION

UNION

UNION

UNION

UNION

UNION

UNION

UNION

UNION

UNION

UNION

UNION

UNION

UNION

UNION

UNION

UNION

UNION

UNION

UNION

UNION

UNION

UNION

UNION

UNION

UNION

UNION

UNION

UNION

UNION

UNION

UNION

UNION

UNION

UNION

UNION

UNION

UNION

UNION

UNION

UNION

UNION

UNION

UNION

UNION

UNION

UNION

UNION

UNION

UNION

UNION

UNION

UNION

UNION

UNION

UNION

UNION

UNION

UNION

UNION

UNION

UNION

UNION

UNION

UNION

UNION

UNION

UNION

UNION

UNION

UNION

UNION

UNION

UNION

UNION

UNION

UNION

UNION

UNION

UNION

UNION

UNION

UNION

# HISTORY



**Charles Pell (1904-06)**

Though UNI's basketball history dates back to 1900, partial records exist only before 1905. Charles Pell was the first coach to lead a team for more than one season when he compiled an 11-12 mark between 1903-06.

**R.F. Seymour (1907-09)**

R.F. Seymour's three-season record was 14-15, with his best mark coming in his first campaign when he finished at 5-4. One of the highlights was a 53-27 win over in-state rival Drake in 1907-08.



**L.L. Mendenhall (1922-24)**

Former athletic director and head basketball coach L.L. Mendenhall, a member of UNI's Hall of Fame, still holds the record for best percentage when he compiled a 27-7 record (.794) from 1921-24. His best season was 1922-23, when his team finished 10-1 overall. The school joined the Iowa Conference during his tenure, in 1923.



**Arthur D. Dickinson (1925-32, 1934-37)**

Another UNI Hall of Famer, Dickinson is perhaps best known as a track coach and for the still-running Dickinson Relays held at UNI's UNI-Dome.



**O.M. "Hon" Nordly (1938-43, 1946-54)**

With a tenure interrupted by World War II, Nordly compiled a 166-127 record and won five conference titles, the first conference crowns earned in school history. His teams also beat Iowa State for the first time, defeating the Cyclones 38-29 in 1938-39. He's a member of UNI's Hall of Fame.


**James Witham (1957-61)**

Former athletic director and UNI Hall of Famer James Witham won 63 games and lost 49. His last two seasons, he compiled records of 15-8 and 16-5, helping to set the stage for UNI's approaching glory years.



**Norm Stewart (1962-67)**

Former Missouri head coach and UNI Hall of Famer Norm Stewart compiled a 97-42 record, won two conference titles and took the Panthers to two NCAA Tournaments. The team finished 23-4 in 1963-64, a tied record that still stands for games won in a season. His teams beat Iowa State twice -- 59-54 in 1963-64 and 54-50 in 1964-65.



**Zeke Hogeland (1968-73)**

Hogeland compiled a 70-74 record, with three straight winning seasons before falling to 6-20 in 1970-71, 10-13 in 1971-72 and 11-13 in 1972-73.



**James Berry (1974-86)**

Jim Berry still holds the mark for having coached the most games in Panther basketball history at 354 after compiling a 144-210 record. His tenure is best known for taking UNI into the NCAA Division I ranks in 1980. He catapulted the Panthers into the Division II playoffs in 1978-79, ending with an 18-11 record, and the team just missed a NIT berth in 1983-84 when it finished 18-10 overall, the same year UNI defeated Wisconsin and Kansas State.



**Eldon Miller (1987-98)**

Former Ohio State head coach Eldon Miller compiled a 164-178 mark with the Panthers. He led the Panthers to their first NCAA Division I tournament in 1990, the same year they defeated Iowa in the UNI-Dome before a state-record crowd of more than 22,000. The Panthers joined the Missouri Valley Conference during his tenure. He was named the Valley's Coach of the Year in 1997, and is a member of UNI's Hall of Fame.



**Sam Weaver (1999-2001)**

Sam Weaver has the unflattering position of having one of the lowest win-loss record as a UNI coach, but what isn't obvious from the record is that his tenure was plagued by injuries to key players and defections.



**Greg McDermott (2002-2006)**

UNI alumnus Greg McDermott guided UNI to three straight NCAA tournaments in 2004, 2005 and 2006. He also coached UNI to its first-ever MVC tournament championship in 2004.



**Ben Jacobson (2007-present)**

Ben Jacobson guided the Panthers to their first-ever Sweet 16 appearance in 2010 NCAA Tournament. Jacobson has led UNI to four consecutive postseason appearances and 20-win seasons. Jacobson was named the MVC Coach of the Year in 2009 and 2010.

## MISSOURI VALLEY COACHES OF THE YEAR

48-49	Henry P. Iba, Oklahoma A&M	67-68	Maury John, Drake	84-85	Nolan Richardson, Tulsa	02-03	Bruce Weber, Southern Illinois
49-50	Forddy Anderson, Bradley	68-69	Ken Hayes, Tulsa	85-86	Dick Versace, Bradley	03-04	Matt Painter, Southern Illinois
50-51	Henry P. Iba, Oklahoma A&M		Maurice "Maury" John, Drake	86-87	J.D. Barnett, Tulsa	04-05	Chris Lowery, Southern Illinois
51-52	Eddie Hickey, St. Louis	69-70	Maurice "Maury" John, Drake		Eddie Fogler, Wichita State	05-06	Mark Turgeon, Wichita State
52-53	Henry P. Iba, Oklahoma A&M	70-71	Bob Polk, St. Louis	87-88	Stan Albeck, Bradley	06-07	Chris Lowery, Southern Illinois
53-54	Ralph Miller, Wichita State	71-72	Gene Bartow, Memphis State	88-89	Tony Barone, Creighton	07-08	Keno Davis, Drake
54-55	Clarence Iba, Tulsa	72-73	Ken Hayes, Tulsa	89-90	Rich Herrin, Southern Illinois	08-09	Ben Jacobson, UNI
55-56	Alden Pasche, Houston		Denny Crum, Louisville	90-91	Tates Locke, Indiana State	09-10	Ben Jacobson, UNI
56-57	Eddie Hickey, St. Louis	73-74	Joe Stowell, Bradley	91-92	Bob Bender, Illinois State	10-11	Cuonzo Martin, Missouri State
57-58	George Smith, Cincinnati	74-75	Lou Henson, New Mexico State	92-93	Rudy Washington, Drake	11-12	Gregg Marshall, Wichita State
58-59	George Smith, Cincinnati	75-76	Ron Ekker, West Texas State	93-94	Tubby Smith, Tulsa		
59-60	Charles Orsborn, Bradley	76-77	Ken Hayes, New Mexico State	94-95	Tubby Smith, Tulsa		
60-61	Ed Jucker, Cincinnati	77-78	Tom Apke, Creighton	95-96	Jim Molinari, Bradley		
61-62	Charles Orsborn, Bradley	78-79	Bill Hodges, Indiana State	96-97	Eldon Miller, UNI		
62-63	Ed Jucker, Cincinnati	79-80	Dick Versace, Bradley	97-98	Kevin Stallings, Illinois State		
63-64	Maury John, Drake	80-81	Nolan Richardson, Tulsa	98-99	Jim Crews, Evansville		
64-65	Gary Thompson, Wichita State	81-82	Gary Garner, Drake	99-00	Royce Waltman, Indiana State		
65-66	Taylor Baker, Cincinnati	82-83	Weldon Drew, New Mexico State	00-01	Dana Altman, Creighton		
66-67	Joe Swank, Tulsa	83-84	Bob Donewald, Illinois State	01-02	Dana Altman, Creighton		



UNI BASKETBALL COACHING HISTORY

Coach	Years	W	L	Pct.	Titles
No Coach	1901-02	1	3	.250	0
Jones	1903	0	2	.000	0
Charles Pell	1904-06	11	12	.478	0
R.F. Seymour	1907-09	14	15	.483	0
Clayton Simmons	1910	4	3	.571	0
No Records	1911				
H. Pasini	1912-13	8	12	.400	0
Allen Berkstresser	1914-17	10	12	.455	0
No Coach	1918	5	5	.500	0
Russell Glaesner	1919	2	6	.250	0
Ivan Doseff	1920-21	14	14	.500	0
L.L. Mendenhall	1922-24	27	7	.794	0
Arthur D. Dickinson	1925-32, 34-37	102	66	.607	0
Melvin Fritzel	1933	9	4	.692	0
O.M. "Hon" Nordly	1938-43, 46-54	166	127	.567	5
No Basketball	1944-45				
Stanley Hall	1955-56	19	22	.463	0
James Witham	1957-61	63	49	.563	0
Norm Stewart	1962-67	97	42	.698	2
Zeke Hogeland	1968-73	70	74	.486	1
James Berry	1974-86	144	210	.407	1*
Eldon Miller	1987-98	164	178	.480	0
Sam Weaver	1999-2001	30	57	.345	0
Greg McDermott	2002-06	90	63	.588	1
Ben Jacobson	2007-	129	71	.645	2
<b>Totals</b>	<b>1900-2011</b>	<b>1,146</b>	<b>1,059</b>	<b>.520</b>	<b>12</b>

\*1981-82, shared Mid-Continent Conference Title



PANTHER ASSISTANTS

2012-13	P.J. Hogan Kyle Green Erik Crawford Derrick Netten	2004-05	Ben Jacobson Jeff Rutter Ron Smith	1993-94	Kevin Boyle Kevin Lehman Sam Skarich	1982-83	Jim Reed Paul Swanson Daniel Traeger
2011-12	P.J. Hogan Ben Johnson Erik Crawford Derrick Netten	2003-04	Ben Jacobson Jeff Rutter Ron Smith	1992-93	Kevin Boyle Kevin Lehman Sam Skarich	1981-82	Jeff Etienne Scott Hgeland Daniel Traeger
2010-11	Kyle Green P.J. Hogan Ben Johnson Derrick Netten	2002-03	Kyle Green Ben Jacobson Ron Smith	1991-92	Kevin Boyle Kevin Lehman Sam Skarich	1980-81	Randy Eckker Scott Hogeland Mark Long
2009-10	Kyle Green P.J. Hogan Ben Johnson Derrick Netten	2001-02	Kyle Green Ben Jacobson Ron Smith	1990-91	Kevin Boyle Kevin Lehman Sam Skarich	1979-80	Dan Breitbach Scott Hogeland Mark Long
2008-09	Kyle Green P.J. Hogan Ben Johnson Derrick Netten	2000-01	Tom Bardal Johnny Brown Ron Smith	1989-90	Kevin Boyle Kevin Lehman Sam Skarich	1978-79	Dan Breitbach Bernie Miller
2007-08	Rich Glas Kyle Green P.J. Hogan Chris Foster	1999-00	Tom Bardal Luster Goodwin Ron Smith	1988-89	Kevin Boyle Kevin Lehman Sam Skarich	1977-78	Dan Breitbach Bill Runchey
2006-07	Rich Glas Kyle Green P.J. Hogan Chris Foster	1998-99	Tom Bardal Grady Bean Ron Smith	1987-88	Kevin Boyle Kevin Lehman Sam Skarich	1976-77	Dan Breitbach
2005-06	Ben Jacobson Jeff Rutter P.J. Hogan Ron Smith	1997-98	Kevin Boyle Jonathan Cox Troy Muilenburg	1986-87	Kevin Boyle Kevin Lehman Sam Skarich	1975-76	Dan Breitbach Dan Corken Gary Leinberger
		1996-97	Kevin Boyle Jonathan Cox Sam Skarich	1985-86	Warren Olson Paul Swanson Daniel Traeger	1974-75	Dan Breitbach Dan Corken Jim Kelly
		1995-96	Kevin Boyle Jonathan Cox Sam Skarich	1984-85	David Kraayenbrink Paul Swanson Daniel Traeger	1973-74	Dan Breitbach
		1994-95	Kevin Boyle Kevin Lehman Sam Skarich	1983-84	David Kraayenbrink Paul Swanson Daniel Traeger	1972-73	John Moore
						1971-72	Skip Anderson Duane Jensen Jim Schultz
						1970-71	Skip Anderson
						1968-69	Ken Green Duane Josephson
						1955-64	Mon Whitford
						1950-55	James Clark
						1948-49	Barnhart

**ALL-AMERICANS**

- 1963-64 Pete Spoden,  
1st Team Associated Press
- 1964-65 Craig Kneppe,  
Honorable Mention Associated Press
- 1965-66 Craig Kneppe,  
3rd Team Associated Press
- 1966-67 Jerry Waugh,  
4th Team Coaches' A-A
- 1984-85 Randy Kraayenbrink,  
Honorable Mention Associated Press
- 2009-10 Adam Koch  
1st Team Lowe's Senior CLASS

**GTE ACADEMIC ALL-AMERICANS**

- 1982 Ray Storck (Honorable Mention)
- 1984 Randy Kraayenbrink (2nd Team)
- \*Mike Kemp received the prestigious  
NCAA Post-Graduate Scholarship in 1979

**MISSOURI VALLEY CONFERENCE  
ALL-TOURNAMENT SELECTIONS**

- 1994 Randy Blocker, F
- 1994 Cam Johnson, G (MVP)
- 1997 Jason Daisy, G
- 2004 David Gruber, C
- 2004 Ben Jacobson, G (MVP)
- 2008 Eric Coleman, C
- 2009 Kwadzo Ahelegbe, G

- 2009 Adam Koch, F
- 2010 Kwadzo Ahelegbe, G (MVP)  
Jordan Eglseder, C

**ALL-CONFERENCE  
NEWCOMER TEAMS**

- 1984 Scott Stafford, F
- 1986 Scott Plondke, C
- 1987 Maurice Newby, G  
Jason Reese, C
- 1988 Steve Phyfe, F
- 1993 Randy Blocker, F
- 1999 Sean Stackhouse, G
- 2002 David Gruber, F/C
- 2003 Ben Jacobson, F  
Matt Schneiderman, F
- 2004 Erik Crawford, G  
Brooks McKowen, G
- 2005 Eric Coleman, C
- 2009 Ali Farokhmanesh, G
- 2011 Seth Tuttle, F


**ALL-CONFERENCE  
FRESHMAN TEAMS**

- 2001 Chris Foster, G
- 2003 Ben Jacobson, G
- 2004 Brooks McKowen, G
- 2005 Eric Coleman, C
- 2009 Johnny Moran, G

- 2011 Seth Tuttle, F
- 2011 Deon Mitchell, G

**CONFERENCE MVPs**

- 1962 Pete Spoden, F-C
- 1965 Craig Kneppe, C
- 1997 Jason Daisy, G
- 2010 Adam Koch, F




Adam Koch

**PANTHERS IN THE PROS**

- |  |  |  |
|--|--|--|
| 1964 Pete Spoden ..... Baltimore Bullets                 | ..... Australia, France                        | Martin Coon ..... Poland                           |
| 1973 Darrell Timion ..... Australia                      | Steve Phyfe ..... Australia, Honduras,         | Tyler Peterson ..... England                       |
| 1974 Brian Bestul ..... Australia                        | ..... Argentina, CBA, France, Uruguay          | Trey Austin ..... Portugal                         |
| 1976 Bill Runchey ..... Australia                        | Maurice Newby ..... Germany                    | Octav Morariu ..... Romania                        |
| 1979 Ron Lemons ..... Australia                          | 1991 Troy Muilenburg ..... CBA, Australia      | David Gruber ..... Australia                       |
| 1981 Bill Jones ..... Australia                          | Brad Hill ..... Honduras, Sweden               | Matt Schneiderman ..... Switzerland, France        |
| 1983 Brent Carmichael ..... Rockford Lightning           | 1992 Troy Vaughn ..... Honduras                | Ben Jacobson ..... Germany, France                 |
| 1984 Herbert King ..... Australia                        | Cedrick McCullough ..... ABA, Australia,       | John Little ..... Germany                          |
| 1985 Scott Stafford ..... Australia                      | ..... Argentina, Chile, France, Israel,        | Eric Coleman ... Poland, Spain, Ukraine, Dubai     |
| 1986 Randy Kraayenbrink ..... Yugoslavia                 | ..... Latvia, Phillipines                      | 2010 Adam Koch ..... Bakersfield                   |
| 1988 Greg McDermott ..... Switzerland                    | 1994 Brian Jones ..... Australia               | Ali Farokhmanesh ..... Switzerland, Austria        |
| James Parker ..... Argentina                             | 1995 Cam Johnson ..... England, Australia, CBA | Jordan Eglseder ... Houston Rockets, Maine, Canton |
| Mike Bailey ..... Switzerland                            | 1997 Jason Daisy ..... Belgium, Yugoslavia     | 2011 Kwadzo Ahelegbe ..... Germany, Belgium        |
| 1989 Nick Nurse ..... England                            | 2000 Cory Jenkins ..... USBL, Norway           |  |
| 1990 Jason Reese ..... Sacramento Kings, Boston Celtics, | Joe Breakenridge ..... Uruguay, Sweden         |  |



Pete Spoden




Brent Carmichael



Jason Reese




Ben Jacobson



Cory Jenkins




Eric Coleman




Randy Kraayenbrink



David Gruber



Cam Johnson



Jason Daisy



John Little




Kwadzo Ahelegbe



ALL-TIME ALL-CONFERENCE (SINCE 1925)

1925	Vern Morrison, F	Ken Huelman, C
1926	Vern Morrison, F	1970 John Martin, F
	Millard Horton, F	1971 Bill McCoy, G
1928	Stewart Cooper, F	Bill McCoy, G
1929	Lloyd Haberichter, C	Brian Bestul, F (HM)
	Ted Fritzel, G	Bill McCoy, G
1930	Lloyd Haberichter, C	1978 Ron Lemons, F
1933	Roger Willert, C	1980 Rod Underwood, G (2nd Team)
1934	Morris Carr, F	1981 Did not compete for conference awards
1935	Morris Carr, F	1982 Jay Block, F-G (2nd Team)
1937	Darrell Black, G	Brent Carmichael, G (1st Team)
	Vern Morrison, F	Ray Storck, C (2nd Team)
1938	Robert Curtis, C	1983 Brent Carmichael, G (2nd Team)
	Lyle Dodd, G	1984 Herbert King, C-F (2nd Team)
	Roman Yatchak, G	Randy Kraayenbrink, G (1st Team)
1940	Lyle Dodd, G	Scott Stafford, F (All-Newcomer)
	Fred Lofquist, F	1985 Randy Kraayenbrink, G (1st Team)
1948	Van Coumbs, F	1986 Randy Kraayenbrink, G (2nd Team)
	Norm Jespersen, F	Scott Plondke, C (All-Newcomer)
	Walt Kochneff, C	1987 Greg McDermott, C-F (2nd Team)
1949	Norm Jespersen, F	Maurice Newby, G (All-Newcomer)
1950	Norm Jespersen, F	Jason Reese, C (All-Newcomer)
	Walt Kochneff, C	1988 Steve Phylfe, F (All-Newcomer)
1951	Dick Garth, G	1989 Steve Phylfe, F (2nd Team)
	Bill Peterson, F	Jason Reese, C (1st Team)
1952	Howard Pigg, F	1990 Jason Reese, C (1st Team)
1953	Al Carew, C	1991 Troy Muilenburg, F (2nd Team)
	LaVern Greenfield, F	1992 Dale Turner, G (2nd Team)
	Jack Rolinger, G	1993 Randy Blocker, F (1st Team, All-Newcomer)
1954	Dick Beetsch, F	Cam Johnson, G (Honorable Mention Media)
	LeRoy Horn, G (HM)	1994 Randy Blocker, F (1st Team Coaches, Media)
1955	Howie Pigg, F	Cam Johnson, G (1st Team Media, 2nd Team Coaches)
1956	Del Nicklaus, C	1996 Jason Daisy, G (1st Team Coaches, Media; Most Improved)
1957	Del Nicklaus, C	1997 Jason Daisy, G (1st Team, MVP)
1958	Clark McCleary, G	1998 Tony Brus, G (HM)
1959	Jim Jackson, F	Darian DeVries, G (All-Underrated)
	Ron LaFrentz, C (HM)	1999 Joe Breakenridge, F (HM, Most Improved)
1960	Jim Jackson, F	Sean Stackhouse, G (2nd Team, All Newcomer)
	Pete Spoden, F-C (HM)	2000 Robbie Sieverding, G (2nd Team)
	Jerry Holbrook, G (HM)	Joe Breakenridge, F (HM)
1961	Jerry Holbrook, G	2001 Joe Breakenridge, F (1st Team)
	Pete Spoden, C	2002 Robbie Sieverding, G (1st Team)
1962	Pete Spoden, F-C (MVP)	David Gruber, F/C (HM, All-Newcomer)
	Bob Waller, G	Chris Foster, G (All-Freshman)
	Jerry Holbrook, G	Erik Smith, G (Capt. Most Improved)
1963	Dick Christy, F (HM)	2003 David Gruber, C (HM)
	Duane Josephson, G (1st Team)	Matt Schneiderman, F (HM, All-Newcomer)
1964	Duane Josephson, G	Ben Jacobson, F (All-Newcomer, All-Freshman)
	Ron Jessen, F	2004 David Gruber, C (1st Team)
1965	Ron Jessen, F	Matt Schneiderman, F (HM)
	Craig Knepe, C (MVP)	Ben Jacobson, G (HM, Most Improved)
	Jerry McColley, G	Erik Crawford, G (All-Newcomer)
1966	Craig Knepe, C	Brooks McKowen, G (All-Freshman)
1967	Ken Huelman, C	2005 Ben Jacobson, G (1st Team)
	Jerry Waugh, F	Erik Crawford, G (HM)
1968	Ken Huelman, C	Eric Coleman, C (All-Freshman, All-Newcomer,
1969	Jerry Waugh, F	
	Larry Clausen, G	

	Freshman of the Year
	Grant Stout, F (HM, All-Defense, Most Improved)
2006	Ben Jacobson, G (1st Team)
	Grant Stout, F (1st Team, All-Defense)
	Eric Coleman, C (HM)
2007	Eric Coleman, C (2nd)
	Grant Stout, F (2nd)
2008	Eric Coleman, C (2nd)
2009	Adam Koch, F (1st)
	Kwadzo Ahelegbe, G (2nd, All-Defense, Most Improved)
	Ali Farokhmanesh, G (All-Newcomer)
	Johnny Moran, G (All-Freshman)
	Lucas O'Rear, F (All-Bench, Sixth Man of Year)
	Travis Brown, G (All-Bench)
2010	Adam Koch, F (1st, All-Defense)
	Jordan Eglseder, C (2nd)
	Kwadzo Ahelegbe, G (HM, All-Defense)
	Ali Farokhmanesh, G (HM)
	Lucas O'Rear, F (All-Bench, Sixth Man of Year)
2011	Kwadzo Ahelegbe, G (1st, All-Defense, Defensive MVP)
	Anthony James, G (HM, All-Improved Captain)
	Lucas O'Rear, F (All-Defense)
2012	Anthony James, G, (HM)
	Deon Mitchell, G (All-Freshmen)
	Chip Rank, F (All-Bench)
	Seth Tuttle, F (Freshman of Year, All-Freshmen, All-Newcomer)



ACADEMIC ALL-CONFERENCE

1977	Mike Kemp, G	1985	Randy Kraayenbrink, G	2004	Matt Schneiderman, F (1st)
	Mark Enright, C		Robbie Williams, G		
1978	Mike Kemp, G	1986	Robbie Williams, G		
	Mark Long, G	1989	Nick Pace, C	2005	Brooks McKowen, G (2nd)
	Mike Clark, F	1990	Nick Pace, C		Erik Crawford, G (2nd)
1982	Ray Storck, C	1992	Terry Merfeld, C		Grant Stout, F (HM)
1983	Jay Block, F		Nick Pace, C		Jon Godfread, C (HM)
	Ray Storck, C	1997	Darian DeVries, G (2nd)	2006	Erik Crawford, G (2nd)
1984	Jay Block, F		Darian DeVries, G (2nd)		Brooks McKowen, G (2nd)
	Randy Kraayenbrink, G	2003	Matt Schneiderman, F (1st)		Grant Stout, F (2nd)
			Ryan Paulsen, G (HM)	2007	Brooks McKowen, G (2nd)
					Grant Stout, F (2nd)

2008	Adam Koch, F (2nd)
2009	Adam Koch, F (1st)
2010	Adam Koch, F (1st)
	Kerwin Dunham, G (HM)
2011	Kwadzo Ahelegbe, G (1st)
	Kerwin Dunham, G (HM)
2012	Chip Rank, F (1st)
	Austin Pehl, C (HM)

## YEARLY STATISTICS

Year	Coach	W-L	Fin.	FG-FGA	Pct.	3FG-3FGA	Pct.	FT-FTA	Pct.	Reb.-Avg.	PF-D	A	TO	BS	ST	Pts.-Avg.
11-12	Ben Jacobson	20-14	T3rd	754-1752	.430	267-691	.386	441-605	.729	1078-31.7	534-10	384	369	63	203	2216-65.2
10-11	Ben Jacobson	20-14	T4th	728-1702	.428	250-727	.344	461-605	.762	1010-29.7	583-13	359	314	57	171	2167-63.7
09-10	Ben Jacobson	30-5	1st	747-1741	.429	233-659	.354	489-645	.758	1130-32.3	556-5	367	372	70	198	2216-63.3
08-09	Ben Jacobson	23-11	T1st	766-1692	.453	217-628	.346	541-718	.753	1139-33.5	619-16	418	397	83	146	2290-67.4
07-08	Ben Jacobson	18-14	T5th	670-1506	.445	177-529	.335	479-654	.732	1038-32.4	582-10	374	379	104	130	1996-62.4
06-07	Ben Jacobson	18-13	5th	701-1554	.451	202-555	.364	436-620	.703	1048-33.8	511-11	414	386	99	132	2040-65.8
05-06	Greg McDermott	23-10	T5th	754-1662	.454	219-642	.341	438-608	.720	1100-33.3	480-6	439	401	124	179	2165-65.6
04-05	Greg McDermott	21-11	T3rd	847-1763	.480	226-593	.381	391-560	.698	1071-33.5	556-13	491	373	138	192	2311-72.2
03-04	Greg McDermott	21-10	T2nd	723-1644	.440	223-630	.354	478-648	.738	1068-34.5	517-6	410	388	63	165	2147-69.3
02-03	Greg McDermott	11-17	7th	646-1438	.449	216-572	.378	322-473	.681	873-31.2	455-6	396	369	51	140	1830-65.4
01-02	Greg McDermott	14-15	7th	699-1573	.444	217-601	.361	441-602	.733	853-29.4	534-18	383	363	50	205	2056-70.9
00-01	Sam Weaver	7-24	T10th	664-1587	.418	147-445	.330	390-621	.628	961-31.0	617-22	355	474	61	224	1865-60.2
99-00	Sam Weaver	14-15	7th	624-1425	.438	123-362	.340	427-598	.714	921-31.8	499-19	326	412	89	174	1798-62.0
98-99	Sam Weaver	9-18	T8th	645-1410	.458	167-430	.388	446-607	.735	836-31.0	478-12	319	414	43	213	1903-70.5
97-98	Eldon Miller	10-17	9th	667-1673	.399	194-568	.342	341-516	.661	1040-38.5	557-15	371	390	105	201	1869-69.2
96-97	Eldon Miller	16-12	T4th	692-1574	.440	143-414	.345	469-639	.734	973-34.8	544-10	364	413	90	228	1996-71.3
95-96	Eldon Miller	14-13	T7th	701-1579	.444	204-541	.377	477-677	.705	967-35.8	542-7	344	415	92	226	2083-77.2
94-95	Eldon Miller	8-20	T9th	658-1504	.438	138-433	.319	448-688	.651	946-33.8	618-22	301	489	107	205	1902-67.9
93-94	Eldon Miller	16-13	5th	793-1676	.473	140-398	.352	448-650	.689	1046-36.1	580-10	356	448	115	226	2174-75.0
92-93	Eldon Miller	12-15	6th	617-1376	.448	62-182	.341	359-533	.674	873-32.3	488-4	260	431	69	199	1655-61.3
91-92	Eldon Miller	10-18	7th	669-1526	.438	117-329	.356	360-517	.696	908-32.4	589-18	326	453	73	201	1815-64.8
90-91	Eldon Miller	13-19	T4th	806-1832	.440	167-476	.351	391-525	.745	1054-32.9	550-14	414	442	66	232	2170-67.8
89-90	Eldon Miller	23-9	T3rd	924-1849	.500	165-411	.402	480-674	.712	1144-35.8	559-10	497	449	91	186	2493-77.9
88-89	Eldon Miller	19-9	2nd	899-1796	.501	149-381	.391	435-608	.716	1049-37.5	563-13	505	426	60	196	2382-85.1
87-88	Eldon Miller	10-18	T6th	800-1653	.484	136-344	.395	436-595	.733	913-32.6	622-24	445	427	50	187	2172-77.6
86-87	Eldon Miller	13-15	5th	765-1618	.473	108-256	.422	390-507	.769	936-33.4	581-16	382	434	67	205	2028-72.4
85-86	Jim Berry	8-19	T7th	780-1549	.504	-	-	347-468	.741	870-32.2	563-23	465	418	49	176	1907-70.6
84-85	Jim Berry	12-16	6th	716-1559	.459	-	-	389-545	.714	875-31.3	552-13	367	341	57	171	1821-65.0
83-84	Jim Berry	18-10	2nd	754-1525	.494	-	-	424-615	.689	778-27.8	579-25	422	462	100	228	1932-69.0
82-83	Jim Berry	13-18	5th	828-1817	.456	-	-	345-564	.612	940-30.3	635-23	359	447	96	243	2010-64.8
81-82	Jim Berry	12-15	T1st	662-1506	.440	-	-	325-501	.649	772-28.6	481-14	264	413	66	195	1649-61.1
80-81	Jim Berry	8-19	None	653-1423	.459	-	-	305-445	.685	720-26.7	514-25	394	466	50	155	1611-59.7
79-80	Jim Berry	12-13	T3rd	690-1408	.491	-	-	276-417	.662	769-31.0	418-10	418	414	66	166	1656-66.4
78-79	Jim Berry	18-11	T2nd	921-1804	.510	-	-	371-529	.701	1063-36.6	551-20	444	419	76	163	2213-76.3
77-78	Jim Berry	15-12	-	792-1632	.485	-	-	301-467	.644	889-33.0	552-16	514	-	-	-	1877-69.9
76-77	Jim Berry	9-18	T7th	829-1846	.449	-	-	269-384	.700	860-31.9	442-18	402	-	-	-	1927-71.4
75-76	Jim Berry	9-17	T5th	801-1859	.430	-	-	357-499	.715	1119-43.0	524-20	396	-	-	-	1959-75.3
74-75	Jim Berry	6-20	7th	750-1729	.434	-	-	324-464	.698	1040-40.0	485-27	318	-	-	-	1824-70.2
73-74	Jim Berry	4-22	8th	719-1694	.424	-	-	249-360	.692	993-38.2	559-15	421	-	-	-	1687-64.9
72-73	Zeke Hogeland	11-13	6th	707-1536	.460	-	-	374-529	.707	993-41.3	485-16	279	-	-	-	1788-74.5
71-72	Zeke Hogeland	10-13	4th	639-1415	.452	-	-	458-660	.694	1041-45.3	-	293	-	-	-	1736-75.5
70-71	Zeke Hogeland	6-20	T6th	-	-	-	-	-	-	-	-	-	-	-	-	2005-77.1
69-70	Zeke Hogeland	13-12	3rd	651-1584	.410	-	-	493-777	.634	1208-48.3	548-17	-	-	-	-	1795-71.8
68-69	Zeke Hogeland	15-9	-	737-1568	.470	-	-	517-757	.683	1142-47.6	394-13	-	-	-	-	1991-82.9
67-68	Zeke Hogeland	15-7	T2nd	724-1608	.450	-	-	489-711	.687	1172-53.2	400	-	-	-	-	1939-88.1
66-67	Norm Stewart	11-11	T2nd	614-1245	.493	-	-	365-583	.626	898-40.8	335-15	-	-	-	-	1593-72.4
65-66	Norm Stewart	13-7	2nd	508-1167	.435	-	-	338-509	.664	878-43.9	311-15	-	-	-	-	1354-67.7
64-65	Norm Stewart	16-7	2nd	633-1349	.461	-	-	478-667	.716	1013-44.0	392-9	-	-	-	-	1744-75.8
63-64	Norm Stewart	23-4	1st	804-1804	.445	-	-	512-723	.708	1290-47.7	408-15	-	-	-	-	2120-78.5
62-63	Norm Stewart	15-8	2nd	623-1427	.437	-	-	495-689	.718	1049-45.6	492	-	-	-	-	1741-75.7
61-62	Norm Stewart	19-5	T1st	712-1630	.437	-	-	484-706	.686	1326-55.3	469	-	-	-	-	1908-79.5
60-61	Jim Witham	16-5	2nd	643-1602	.401	-	-	350-536	.653	1282-61.0	352-8	-	-	-	-	1636-77.9
59-60	Jim Witham	15-8	T2nd	679-1773	.383	-	-	400-661	.605	1409-61.3	431	-	-	-	-	1758-76.4
58-59	Jim Witham	11-12	4th	651-1767	.368	-	-	353-572	.617	1298-56.4	473	-	-	-	-	1655-71.9
57-58	Jim Witham	9-14	6th	561-1600	.351	-	-	346-571	.606	960-41.7	404	-	-	-	-	1468-63.8
56-57	Jim Witham	12-10	T3rd	536-1460	.367	-	-	419-623	.672	861-39.1	366	-	-	-	-	1491-67.8
55-56	Stanley Hall	8-11	5th	508-1403	.362	-	-	373-577	.648	980-51.6	377	-	-	-	-	1389-73.1
54-55	Stanley Hall	11-11	T2nd	630-1719	.366	-	-	447-670	.667	983-44.7	434	-	-	-	-	1707-77.6
53-54	O.M. Nordly	6-15	4th	476-1351	.352	-	-	378-607	-	668-31.8	385	-	-	-	-	1330-63.3

**TEAM RECORDS - ALL GAMES**

**WINS-LOSSES**

Most Games, Season: 35, 2009-10  
 Fewest Games, Season: 19, 1955-56  
 Wins, Season: 30, 2009-10 (35 games)  
 Losses, Season: 24, 2000-01 (31 games)  
 Consecutive Wins: 15, 2009-10  
 Consecutive Losses, Season: 10, 1973-74; 2000-01  
 Road Win Streak: 7, 2008-09 (1) to 2009-10 (6)  
 Road Losing Streak: 17, 1973-75; 10, 1973-74; 1976-77  
 Home Win Streak: 21, 2009-2010  
 Home Losing Streak: 4, 1973-74  
 Consecutive Win Streak, Season: 15, 2009-10  
 Highest Winning Percentage, Season: .857, 2009-10 (30-5)  
 Lowest Winning Percentage, Season: .154, 1973-74 (4-22)  
 Best Conference Record, Season: 9-1, 1963-64  
 Worst Conference Record, Season: 1-13, 1973-74  
 Most Conference Games Won, Season: 15, 2009-10  
 Most Conference Games Lost, Season: 15, 2000-01  
 Most Overtimes: 6 (vs. North Dakota State), 1958-59

**POINTS**

Game: 126 (vs. Eastern Illinois), 1987-88 (4 OT)  
 Against, Game: 123 (vs. Iowa State), 1974-75  
 Season: 2,493 (32 games), 1989-90  
 Against, Season: 2,328 (32 games), 1989-90  
 Both Teams, Game: 247 (UNI 126, Eastern Illinois 121, 4 OT), 1987-88  
 Most Points Scored in a Half: 65 (vs. Stephen F. Austin), 1989-90  
 Most Points Scored on the Road: 109 (vs. Nebraska), 1995-96  
 Highest Average, Season: 88.1 (22 games), 1967-68  
 Highest Average Allowed, Season: 86.5, 1970-71  
 Biggest Margin, For: 64 (UNI 96, Grinnell 32), 1945-46  
 Biggest Margin, Against: 57 (Iowa 73, UNI 16), 1906-07  
 Most Consecutive 70-or-More-Point Games: 18, 1987-88, 1988-89  
 Most Consecutive 80-or-More-Point Games: 4, Several Times, 1987-88, 1988-89  
 Most Consecutive 90-or-More-Point Games: 2, 1988-89; 1993-94  
 Most Points Scored in a Losing Game: 101 (vs. Armstrong State), 1978-79  
 Fewest Points Scored in a Winning Game: 39 (vs. North Dakota State), 1951-52  
 Fewest Points Scored in a Losing Game: 39 (at Illinois State), 1981-82; (at Bradley), 1999-00

**FIELD GOALS**

FGs Made, Game: 47 (vs. Eastern Illinois), 1987-88; (vs. Stephen F. Austin) 1989-90  
 Season: 924 (32 games), 1989-90  
 Most FGs Made, 2 Teams: 88 (47-41) (vs. Eastern Illinois, 4 OTs), 1987-88  
 FGs Attempted, Game: 98 (vs. Eastern Illinois), 1987-88  
 Season: 1849 (32 games), 1989-90  
 Highest FG Percentage, Game: .732 (vs. Cleveland State), 1985-86  
 Season: .510, 1978-79  
 Highest FG Percentage Allowed, Season: .531, 1973-74

**FREE THROWS**

FTs Made, Game: 42 (vs. Morningside), 1961-62  
 Season: 617, 1970-71  
 Highest FT Percentage, Game: 1.000 (18-18, vs. Cleveland State), 1990-91  
 Season: .769 (390-507), 1986-87  
 FTs Allowed, Game: 41 (Missouri State), 1987-88  
 Season: 514, 1994-95  
 FTs Attempted, Game: 56 (vs. South Dakota), 1970-71  
 Season: 887, 1970-71  
 FT Attempts Allowed, Game: 55 (Nebraska), 1994-95  
 Season: 752, 1969-70

**3-POINT FIELD GOALS**

3-Point FGs Made, Game: 15 at Bradley (2/15/11); vs. Wartburg (12/20/06); at Drake (2/25/04); vs. Nebraska (2/16/95)  
 Season: 250, 2010-11  
 Consecutive Games With at Least One 3-Point Basket, Season: 35, 2009-10  
 Consecutive Games With at Least Three 3-Point Baskets, Season: 34, 2011-12  
 3-Point FGs Attempted, Game: 34 (vs. Southern Illinois), 1997-98  
 Season: 727, 2010-11  
 3-Point FG Percentage, Game: 1.000 (vs. William Penn, 4-4), 1987-88  
 Season: .422 (108-256), 1986-87  
 3-Point FGs Allowed, Game: 15, Wichita State, 2002-03  
 Season: 233, 2006-07  
 Highest 3-Point FG Percentage Allowed, Game: 1.000 (Wisconsin-Green Bay, 5-5)

**REBOUNDS**

Game: 83 (vs. South Dakota State), 1959-60  
 Season: 1,409 (23 games), 1959-60  
 Most Rebounds Allowed, Game: 74 (North Dakota), 1957-58  
 Season: 1,369, 1963-64  
 Highest Rebound Average, Season: 61.3, 1959-60  
 Highest Rebound Average Allowed, Season: 50.9, 1967-68

**FOULS**

Game: 36 (vs. Nebraska), 1994-95  
 Season: 635, 1982-83  
 Most Disqualifications, Season: 28, 1962-63

**ASSISTS**

Game: 32 (vs. South Dakota State), 1976-77  
 Season: 514, 1977-78  
 Assists Allowed, Game: 35 (Augustana), 1976-77  
 Season: 464, 1977-78

**TURNOVERS**

Most Turnovers, Game: 38 (vs. Central Missouri State), 1973-74

**STEALS**

Game: 25 (vs. Drake), 1983-84  
 Season: 243, 1982-83  
 Steals Allowed, Game: 23 (Iowa), 1994-95  
 Season: 239, 1994-95

**BLOCKED SHOTS**

Game: 15 (vs. Cleveland State), 1983-84  
 Season: 138, 2004-05  
 Blocked Shots Allowed, Game: 14 (Missouri State), 1989-90

**MISSOURI VALLEY CONFERENCE GAMES ONLY  
(1992-2012)****WINS-LOSSES**

Wins, Season: 15, 2009-10  
 Best Conference Record, Season: 15-3, 2009-10  
 Losses, Season: 15, 2000-01  
 Worst Conference Record, Season: 3-15, 2000-01  
 Consecutive Wins: 11, 2008-09  
 Consecutive Losses: 7, 2000-01  
 Road Win Streak: 7, 2008-09  
 Road Losing Streak, Consecutive Seasons  
 (Regular Season Games Only): 15, 1999-01  
 Home Win Streak: 9, 1992-93, 1993-94, 2008-09 to 2009-10  
 Home Losing Streak: 3, 1998-99; 2000-01, 2010-11 to 2011-12  
 Highest Winning Percentage, Season: .833 (15-3), 2009-10  
 Lowest Winning Percentage, Season: .167 (3-15), 2000-01

**POINTS**

Game: 102 vs. Drake, 1993-94  
 Against, Game: 97, Southern Illinois, 1993-94; Illinois State, 1995-96  
 Most Points Scored on the Road: 102 at Drake, 1993-94  
 Season: 1,364, 1995-96  
 Against, Season: 1,366, 1995-96  
 Highest Average, Season: 75.8, 1995-96  
 Highest Average Allowed, Season: 75.9, 1995-96  
 Biggest Winning Margin: 27 vs. Indiana State, 2005-06  
 Biggest Losing Margin: 41 at Bradley, 1999-00  
 Most Points Scored in a Losing Game: 94 vs. Southern Illinois, 1993-94  
 Fewest Points Scored in a Winning Game: 46 at Illinois State, 1/12/11  
 Fewest Points Scored in a Losing Game: 39 at Bradley, 1999-00

**FIELD GOALS**

Field Goals Made, Season: 491, 1993-94  
 Field Goals Attempted, Season: 1,051, 1995-96  
 Highest Field Goal Percentage, Season: .484, 1993-94  
 Highest Field Goal Percentage Allowed, Season: .493, 2001-02

**FREE THROWS**

Free Throws Made, Season: 314, 1998-99  
 Free Throws Attempted, Season: 423, 1995-96  
 Highest Free Throw Percentage, Season: .810, 2009-10  
 Free Throws Allowed, Season: 401, 2008-09  
 Free Throw Attempts Allowed, Season: 498, 1994-95

**3-POINT FIELD GOALS**

3-Point Field Goals Made, Season: 141, 2002-03  
 3-Point Field Goals Attempted, Season: 390, 2001-02  
 3-Point Field Goal Percentage, Season: .385, 2002-03  
 3-Point Field Goals Allowed, Season: 145, 2007-08  
 3-Point Field Goal Attempts Allowed, Season: 369, 2007-08  
 3-Point Field Goal Percentage Allowed, Season: .413, 2001-02

**REBOUNDS**

Season: 622, 1996-97  
 Most Allowed, Season: 682, 1995-96  
 Highest Average, Season: 35.1, 1995-96  
 Highest Average Allowed, Season: 40.8, 1995-96

**FOULS**

Season: 400, 1994-95  
 Most Disqualifications, Season: 15, 1994-95

**ASSISTS**

Season: 262, 2004-05  
 Assists Allowed, Season: 272, 1998-99

**TURNOVERS**

Season: 291, 2000-01  
 Turnovers Forced, Season: 296, 1995-96

**STEALS**

Season: 155, 1998-99  
 Steals Allowed, Season: 144, 1993-94

**BLOCKED SHOTS**

Season: 79, 2004-05  
 Blocked Shots Allowed, Season: 65, 2001-02



Grant Stout

**INDIVIDUAL RECORDS - ALL GAMES****POINTS**

Game: 40, Jerry Waugh (vs. North Dakota), 1967-68; Cam Johnson (vs. Drake), 1993-94  
 Season: 645, Randy Blocker, 1993-94  
 Career: 2,033, Jason Reese, 1985-90  
 Highest Scoring Average, Season: 23.0, Randy Blocker, 1993-94  
 Highest Scoring Average, Career: 21.0, Randy Blocker, 1992-94

**FIELD GOALS**

FGs Made, Game: 16, Craig Knepp (vs. South Dakota State), 1964-65; Jason Reese (vs. Southern Methodist), 1988-89  
 Season: 240, Randy Kraayenbrink, 1984-85; Jason Reese, 1988-89  
 Career: 794, Randy Kraayenbrink, 1983-86  
 Highest Percentage, Game: 1.000 (10-10), Jim Davis (vs. Westmar), 1973-74; Matt Schneiderman (vs. Wayne State (Neb.)), 2002-03  
 Highest Percentage, Season: .644 (121-188), Jason Sims, 1994-95  
 Highest Percentage, Career: .602 (421-699), David Gruber, 2002-04  
 FGs Attempted, Game: 26, Cam Johnson (vs. Iowa), 1993-94; Randy Kraayenbrink (vs. Prairie View A&M), 1985-86  
 FGs Attempted, Season: 503, Randy Blocker, 1993-94  
 Career: 1,644, Randy Kraayenbrink, 1982-86

**FREE THROWS**

FTS Made, Game: 19, Bill McCoy (vs. Bemidji), 1970-71  
 Season: 212, Bill McCoy, 1970-71  
 Career: 504, Jason Reese, 1987-90  
 Consecutive Made: 32, Bill McCoy, 1971-72  
 Highest Percentage, Game: 1.000 (15-15), Scott Stafford  
 (vs. Western Illinois), 1984-85  
 Highest Percentage, Season (min. 50 made): .874 (104-119),  
 Dale Turner, 1991-92  
 Highest Percentage (min. 149 made), Career: .856 (149-174),  
 Maurice Newby, 1988, 1989-91  
 FTs Attempted, Game: 21, Paul Balcom (vs. Macalester), 1962-63;  
 Jason Daisy (vs. Central Florida), 1995-96  
 Season: 274, Bill McCoy, 1970-71  
 Career: 670, Jason Reese, 1987-90

**3-POINT FIELD GOALS**

3-Point FGs Made, Game: 8, Cam Johnson (vs. Drake), 1993-94  
 Season: 79, Erik Smith, 2001-02  
 Career: 203, Ben Jacobson, 2003-06  
 Highest Percentage, Game (min. 5 made): 1.000 (6-6),  
 Darian DeVries (vs. Chicago State), 1997-98; 1.000 (5-5), Adam Koch  
 (vs. East Carolina), 2009-10  
 Highest Percentage, Season (min. 30 att.): .547 (29-53),  
 Cam Johnson, 1992-93  
 3-Point FGs Attempted, Game: 16, Cam Johnson  
 (vs. Southern Illinois), 1993-94  
 Season: 208, Erik Smith, 2001-02  
 Career: 601, Johnny Moran, 2008-12  
 Most Consecutive Games Scoring 3-Pt. Goal: 27,  
 Nick Nurse (Feb. 23, 1987-Feb. 20, 1988)

**REBOUNDS**

Game: 34, Pete Spoden (vs. Winona State), 1960-61  
 Season: 418, Jim Jackson, 1958-59  
 Career: 1,097, Jim Jackson, 1959-61  
 Highest Average, Season: 18.2, Jim Jackson, 1958-59  
 Highest Average, Career: 16.4, Jim Jackson, 1959-61

**FOULS**

Season: 107, Bill Runchey, 1974-75  
 Disqualifications, Season: 12, Bill Jones, 1980-81

**ASSISTS**

Game: 16, Jay Imhoff, 1979-80  
 Season: 179, Brooks McKowen, 2006-07  
 Career: 520, Dale Turner, 1989-92  
 Highest Average, Season: 5.8, Jay Imhoff, 1979-80;  
 Brooks McKowen, 2006-07  
 Highest Average, Career: 4.4, Dale Turner, 1988-92



Brooks McKowen

**STEALS**

Game: 9, Cam Johnson (vs. St. Bonaventure), 1992-93  
 Season: 100, Brent Carmichael, 1982-83  
 Career: 180, Brent Carmichael, 1981-83

**BLOCKED SHOTS**

Game: 8, Scott Stafford (vs. Cleveland State), 1983-84  
 Season: 80, Grant Stout, 2005-06  
 Career: 222, Grant Stout, 2004-07

**INDIVIDUAL RECORDS -  
MISSOURI VALLEY CONFERENCE GAMES ONLY  
(1992-2012)****POINTS**

Game: 40, Cam Johnson (vs. Drake), 1993-94  
 Season: 406, Randy Blocker, 1993-94  
 Career: 1,121, Jason Daisy, 1993, 1995-97

**FIELD GOALS**

Game: 14, Cam Johnson (vs. Drake), 1993-94; Ben Jacobson  
 (at Creighton), 2004-05  
 Season: 148, Randy Blocker, 1993-94  
 Career: 392, Jason Daisy, 1992-93, 1994-97  
 Attempted, Game: 25, Cam Johnson (vs. Drake), 1993-94; Anthony  
 James (at Illinois State), 2011-12  
 Attempted, Season: 303, Jason Daisy, 1995-96  
 Attempted, Career: 902, Jason Daisy, 1992-93, 1995-97  
 Highest Percentage, Game (min. 5 made): 1.000 (8-8),  
 Brooks McKowen vs. Drake, 2005-06  
 Highest Percentage, Season: .633 (76-120), Jason Sims, 1994-95  
 Highest Percentage, Career: .592 (250-422), David Gruber, 2002-04

**FREE THROWS**

Game: 18, Adam Koch (vs. Missouri State), 2009-10  
 Season: 110, Jason Daisy, 1996-97  
 Career: 245, Jason Daisy, 1992-93, 1994-97  
 Highest Percentage, Game (min. 10 made): 1.000 (14-14),  
 Darian DeVries (vs. Evansville), 1997-98  
 Highest Percentage, Season (min. 35 made): .904 (66-73),  
 Darian DeVries, 1995-96  
 Highest Percentage, Career (min. 100 made): .843 (252-299),  
 Robbie Sieverding, 1999-02

**3-POINT FIELD GOALS**

Game: 7, Robbie Sieverding (vs. Drake), 1998-99  
 Season: 49, Erik Smith, 2001-02  
 Career: 113, Ben Jacobson, 2003-06  
 Highest Percentage, Game (min. 5 attempts): 1.000 (5-5),  
 Robbie Sieverding (vs. Southern Illinois), 1998-99  
 Highest Percentage, Season (min. 1 made per game):  
 .550 (22-40), Cam Johnson, 1992-93  
 Highest Percentage, Career (min. 50 made): .516 (81-157),  
 Cam Johnson, 1991-94

**REBOUNDS**

Game: 17, Joe Breakenridge (vs. Evansville), 2000-01  
 Season: 194, Joe Breakenridge, 2000-01  
 Career: 468, Joe Breakenridge

**INDIVIDUAL CAREER**

**Scoring**

1. Jason Reese, 1987-90.....2,033
2. Randy Kraayenbrink, 1983-86.....2,004
3. Ben Jacobson, 2003-06.....1,787
4. Jason Daisy, 1993-97.....1,721
5. Bill McCoy, 1970-73.....1,713
6. Eric Coleman, 2005-08.....1,522
7. Ron Lemons, 1976-79.....1,476
8. Robbie Sieverding, 1999-2002.....1,402
9. Kwadzo Ahelegbe, 2006-11.....1,329
10. Cam Johnson, 1990-94.....1,286

**Scoring Average**

1. Randy Blocker, 1993-94.....21.0
2. Jerry Waugh, 1966-68.....20.8
3. Ken Huelman, 1967-69.....18.8
4. Randy Kraayenbrink, 1983-86.....17.9
5. Jason Reese, 1987-90.....17.8
6. Pete Spoden, 1960-64.....17.7
7. Bill McCoy, 1970-73.....17.7
8. Craig Knepe, 1964-66.....17.1
9. Jason Daisy, 1993-97.....16.7
10. Scott Plondke, 1986.....16.5

**Field Goals**

1. Randy Kraayenbrink, 1983-86.....794
2. Jason Reese, 1987-90.....764
3. Ben Jacobson, 2003-06.....637
4. Ron Lemons, 1976-79.....629
5. Jason Daisy, 1993-97.....589
6. Eric Coleman, 2005-08.....586
7. Bill McCoy, 1970-73.....567
8. Cedrick McCullough, 1989-92.....505
9. Ken Huelman, 1967-69.....476
10. Rod Underwood, 1978-81.....471

**Field Goals Attempted**

1. Randy Kraayenbrink, 1983-96.....1644
2. Ben Jacobson, 2003-06.....1459
3. Jason Reese, 1987-90.....1401
4. Jason Daisy, 1993-97.....1287
5. Ron Lemons, 1976-79.....1213
6. Bill McCoy, 1970-74.....1177
7. Pete Spoden, 1960-64.....1131
8. Howie Pigg, 1951-55.....1071
9. Eric Coleman, 2005-08.....1048
10. Cedrick McCullough, 1989-1992.....1013

**Field Goal Percentage**  
(minimum 100 made)

1. Seth Tuttle, 2011-present......652 (118-181)
2. David Gruber, 2002-04......602 (421-699)
3. Jason Sims, 1993-96......598 (250-418)
4. Steve Phylfe, 1988-90......584 (373-639)
5. Greg McDermott, 1985-88......581 (402-692)
6. Lucas O'Rear, 2007-11......5593 (198-354)
7. Eric Coleman, 2005-08......5591 (586-1048)
8. Joe Breakenridge, 1998-2001......549 (368-670)
9. Scott Plondke, 1986......547 (179-327)
10. Jason Reese, 1987-90......545 (764-1401)

**3-Point Field Goals**

1. Ben Jacobson, 2003-06.....203
2. Johnny Moran, 2008-12.....201
3. Nick Nurse, 1986-89.....170
4. Darian DeVries, 1995-98.....166
5. Robbie Sieverding, 1999-2002.....157
6. Ali Farokhmanesh, 2008-2010.....152
7. Maurice Newby, 1987-91.....146
8. Chris Foster, 2000-2005.....144
9. Jason Daisy, 1993-97.....136
10. Dale Turner, 1989-92.....134

**3-Point Field Goals Attempted**

1. Johnny Moran, 2008-12.....601
2. Ben Jacobson, 2003-06.....519
3. Chris Foster, 2000-05.....422
4. Robbie Sieverding, 1999-2002.....418
5. Darian DeVries, 1995-98.....407
6. Ali Farokhmanesh, 2008-10.....405
7. Maurice Newby, 1987-91.....391
8. Brooks McKowen, 2004-07.....376
9. Dale Turner, 1989-92.....364
10. Nick Nurse, 1986-89.....363

**3-Point Field Goal Percentage**  
(Minimum 50 made)

1. Nick Nurse, 1986-89......468 (170-363)
2. Cam Johnson, 1990-94......423 (130-307)
3. Ryan Paulsen, 2000-03......415 (54-130)
4. Adam Viet, 2005-08......413 (99-240)
5. Darian DeVries, 1995-98......408 (166-407)
6. Jared Josten, 2005-08......406 (82-203)
7. Anthony James, 2009-present......405 (89-220)
8. John Little, 2003-06......403 (112-278)
9. Ben Jacobson, 2003-06......391 (203-519)
10. Troy Muilenburg, 1987-91......388 (132-340)

**Free Throws**

1. Bill McCoy, 1970-73.....579
2. Jason Reese, 1987-90.....504
3. Adam Koch 2006-2010.....446
4. Robbie Sieverding, 1999-2002.....423
5. Randy Kraayenbrink, 1983-86.....410
6. Jason Daisy, 1993-97.....407
7. Kwadzo Ahelegbe, 2006-11.....393
8. Eric Coleman, 2005-08.....350
9. Ken Huelman, 1967-69.....323
10. Pete Spoden, 1960-64.....315

**Free Throws Attempted**

1. Bill McCoy, 1970-73.....762
2. Jason Reese, 1987-90.....670
3. Eric Coleman, 2005-08.....592
4. Adam Koch, 2006-2010.....569
5. Jason Daisy, 1993-97.....543
6. Ken Huelman, 1967-69.....539
7. Randy Kraayenbrink, 1983-86.....515
8. Kwadzo Ahelegbe, 2006-11.....515
9. Robbie Sieverding, 1999-2002.....506
10. Pete Spoden, 1960-64.....490

**Free Throw Percentage**

1. Maurice Newby, 1987-91......856 (149-174)
2. Jared Josten, 2005-08......843 (118-140)
3. Robbie Sieverding, 1999-2002......836 (423-506)
4. Troy Muilenburg, 1987-91......835 (237-284)
5. Darian DeVries, 1995-98......823 (302-367)
6. Ali Farokhmanesh, 2008-2010......810 (85-105)
7. Jake Koch, 2009-present......805 (219-272)
8. Randy Kraayenbrink, 1983-86......796 (410-515)
9. Erik Crawford, 2004-06......785 (194-247)
10. Adam Koch, 2006-2010......784 (446-569)

**Rebounding**

1. Pete Spoden, 1961-64.....1,104
2. Jim Jackson, 1959-01.....1,097
3. Eric Coleman, 2005-08.....997
4. Grant Stout, 2004-07.....920
5. Ken Huelman, 1967-69.....818
6. Jason Reese, 1987-90.....773
7. Joe Breakenridge, 1998-01.....766
8. Ron Lemons, 1976-79.....760
9. Randy Beilke, 1971-73.....752
10. Craig Knepe, 1964-66.....685

**Rebounding Average**

1. Jim Jackson, 1959-61.....16.4
2. Pete Spoden, 1960-64.....15.8
3. Al Carew, 1952.....12.2
4. Ray Nissen, 1955-56.....12.1
5. Ken Huelman, 1967-69.....12.0
6. Del Nicklaus, 1955-57.....10.0
7. Craig Knepe, 1964-66.....9.8
8. Paul Balcom, 1962-63.....9.0
9. Joe Breakenridge, 1998-2001.....8.1
10. John Martin, 1968-70.....8.0

**Assists**

1. Dale Turner, 1989-92.....520
2. Brooks McKowen, 2004-07.....425
3. Robbie Williams, 1983-86.....418
4. Mark Long, 1976-79.....387
5. Chris Foster, 2001-05.....370
6. Ben Jacobson, 2003-06.....357
7. Kwadzo Ahelegbe, 2006-11.....342
8. Nick Nurse, 1986-89.....340
9. Rod Underwood, 1978-81.....291
10. Robbie Sieverding, 1999-2002.....265

**Blocked Shots**

1. Grant Stout, 2004-07.....222
2. Brodon Eglseder, 2006-2010.....120
3. Sean Hawkins, 1995-98.....118
4. Eric Coleman, 2005-08.....115
5. Jason Sims, 1993-96.....90
6. Scott Stafford, 1984-85.....85
7. Jake Koch, 2009-present.....79
8. Steve Phylfe, 1988-90.....66
9. Herb King, 1981-84.....60
10. Ray Storck, 1980-83.....59

**Steals**

1. Brent Carmichael, 1982-83.....180
2. Nick Nurse, 1986-89.....165
3. Andy Woodley, 1999-2002.....159
4. Ben Jacobson, 2003-06.....154
5. Johnny Moran, 2008-12.....152
6. Dale Turner, 1989-02.....143
7. Robbie Williams, 1983-86.....140
8. Brian Carpenter, 1992-96.....138
9. Darian DeVries, 1995-98.....131
10. Cam Johnson, 1990-94.....129
- Jason Daisy, 1993-97.....129

**Games Played**

1. Johnny Moran, 2008-12.....135
2. Kwadzo Ahelegbe, 2006-11.....133
3. Adam Koch, 2006-2010.....132
4. Eric Coleman, 2005-08.....128
5. Grant Stout, 2004-07.....127
- Brooks McKowen, 2004-07.....127
7. Kerwin Dunham, 2007-11.....126
8. Ben Jacobson, 2003-06.....124
- John Little, 2003-06.....124
- Travis Brown, 2005-09.....124

**Games Started**

1. Johnny Moran, 2008-12.....135
2. Ben Jacobson, 2002-06.....120
3. Brooks McKowen, 2003-07.....117
4. Eric Coleman, 2004-08.....114
5. Cedrick McCullough, 1988-92.....109
6. Randy Kraayenbrink, 1982-86.....107
- Dale Turner, 1988-92.....107
- Kwadzo Ahelegbe, 2006-11.....107
9. Jason Reese, 1986-90.....104
10. Adam Koch, 2006-10.....101

**INDIVIDUAL SEASON**

**Points**

1. Randy Blocker, 1993-94.....645
2. Jason Reese, 1989-90.....638
3. Jason Reese, 1988-89.....623
4. Jason Daisy, 1995-96.....603
5. Jason Daisy, 1996-97.....593
6. Cam Johnson, 1993-94.....592
7. Randy Kraayenbrink, 1984-85.....587
8. Ben Jacobson, 2004-05.....572
9. Randy Kraayenbrink, 1985-86.....552
10. Bill McCoy, 1970-71.....550

**Scoring Average**

1. Jerry Waugh, 1967-68.....23.4
2. Randy Blocker, 1993-94.....23.0
3. Pete Spoden, 1963-64.....22.7
4. Jason Daisy, 1995-96.....22.3
5. Cam Johnson, 1988-89.....22.3
6. Howie Pigg, 1954-55.....21.7
7. Ken Huelman, 1968-69.....21.4
8. Jason Daisy, 1996-97.....21.2
9. Bill McCoy, 1970-71.....21.2
10. Cam Johnson, 1993-94.....21.1

**Field Goals**

1. Jason Reese, 1988-89.....240
- Randy Kraayenbrink, 1984-85.....240
3. Randy Blocker, 1993-94.....239
4. Jason Reese, 1989-90.....236
5. Cam Johnson, 1993-94.....212
6. Ben Jacobson, 2004-05.....211
- Randy Kraayenbrink, 1985-86.....211
8. Jason Daisy, 1995-96.....208
9. Randy Blocker, 1992-93.....201
10. Ron Lemons, 1978-79.....196

**Field Goals Attempted**

1. Randy Blocker, 1993-94.....503
2. Dick Garth, 1950-51.....496
3. Randy Kraayenbrink, 1984-85.....483
4. Cam Johnson, 1993-94.....464
5. Randy Kraayenbrink, 1985-86.....449
6. Duane Josephson, 1963-64.....446
7. Ben Jacobson, 2004-05.....432
8. Howie Pigg, 1954-55.....429
9. Jason Daisy, 1995-96.....425
10. Pete Spoden, 1961-62.....423

**Field Goal Percentage**

1. Seth Tuttle, 2011-12......652 (118-181)
2. Jason Sims, 1994-95......644 (121-188)
3. Lucas O'Rear, 2008-09......615 (56-91)
4. David Gruber, 2002-03......610 (141-231)
5. David Gruber, 2001-02......610 (144-236)
6. Steve Phylfe, 1988-89......608 (161-265)
7. Greg McDermott, 1987-88......603 (117-194)
8. Greg McDermott, 1986-87......597 (148-248)
9. Steve Phylfe, 1989-90......593 (108-182)
10. David Gruber, 2003-04......586 (136-232)

**3-Point Field Goals**

1. Erik Smith, 2001-02.....79
2. Ali Farokhmanesh, 2009-10.....77
3. Ali Farokhmanesh, 2008-09.....75
4. Cam Johnson, 1993-94.....73
5. Nick Nurse, 1987-88.....72
6. Ben Jacobson, 2004-05.....71
7. Darian DeVries, 1997-98.....69
8. Robbie Sieverding, 1998-99.....68
9. Jason Daisy, 1995-96.....68
10. Johnny Moran, 2010-11.....65

**3-Point Field Goals Attempted**

- Erik Smith, 2001-02.....208
- Ali Farokhmanesh, 2009-10 .....207
- Ali Farokhmanesh, 2008-09 .....198
- Cam Johnson, 1993-94 .....189
- Ben Jacobson, 2005-06 .....177  
Johnny Moran, 2010-11 .....177
- Sean Stackhouse, 1998-99 .....174
- Jason Daisy, 1995-96 .....162
- Chris Foster, 2001-02 .....157
- Darian DeVries, 1997-98 .....157
- Tony Brus, 1997-98 .....157
- Ben Jacobson, 2004-05 .....157

**3-Point Field Goal Percentage**

(Minimum 50 made)

- Nick Nurse, 1987-88 .....497 (72-145)
- Ben Jacobson, 2004-05 .....452 (71-157)
- Robbie Sieverding, 1998-99 .....447 (68-152)
- Marc Sonnen, 2011-12 .....443 (58-131)
- Darian DeVries, 1997-98 .....4394 (69-157)
- Nick Nurse, 1988-89 .....4388 (61-139)
- John Little, 2005-06 .....4202 (50-119)
- Jason Daisy, 1995-96 .....4198 (68-162)
- Anthony James, 2010-11 .....4134 (43-104)
- Ryan Paulsen, 2002-03 .....4132 (50-121)

**Free Throws**

- Bill McCoy, 1970-71 .....212
- Jason Daisy, 1996-97 .....175
- Robbie Sieverding, 2001-02 .....168
- Jason Reese, 1989-90 .....166

- Adam Koch, 2008-09 .....158
- Robbie Sieverding, 1999-2000 .....154
- Bill McCoy, 1971-72 .....146
- Jason Reese, 1988-89 .....143
- Randy Blocker, 1993-94 .....141  
Jerry Waugh, 1967-68 .....141

**Free Throws Attempted**

- Bill McCoy, 1970-71 .....274
- Jason Daisy, 1996-97 .....220
- Jason Reese, 1989-90 .....217
- Adam Koch, 2008-09 .....205
- Ken Huelman, 1968-69 .....202
- Bill McCoy, 1971-72 .....198
- Jason Reese, 1988-89 .....196
- Robbie Sieverding, 2001-02 .....195
- Eric Coleman, 2007-08 .....191
- Ken Huelman, 1966-67 .....190

**Free Throw Percentage**

(Minimum 50 made)

- Dale Turner, 1991-92 .....874 (104-119)
- Troy Muilenburg, 1989-90 .....867 (91-105)
- Rod Underwood, 1980-81 .....866 (58-67)
- Darian DeVries, 1995-96 .....865 (90-104)
- Robbie Sieverding, 2001-02 .....862 (168-195)
- Jared Josten, 2007-08 .....852 (69-81)
- Troy Muilenburg, 1990-91 .....849 (101-119)
- Cedrick McCullough, 1990-91 .....847 (61-72)
- Randy Kraayenbrink, 1985-86 .....844 (130-154)
- Robbie Sieverding, 1999-2000 .....842 (154-183)

**Rebounds**

- Jim Jackson, 1958-59 .....418
- Jim Jackson, 1959-60 .....392
- Pete Spoden, 1960-61 .....365
- Pete Spoden, 1961-62 .....357
- Joe Breakenridge, 2000-01 .....294  
Grant Stout, 2005-06 .....294
- Al Carew, 1951-52 .....292
- Ken Huelman, 1968-69 .....289
- Jim Jackson, 1960-61 .....287
- Del Nicklaus, 1955-56 .....282

**Rebounding Average**

- Jim Jackson, 1958-59 .....18.2
- Pete Spoden, 1960-61 .....17.4
- Jim Jackson, 1959-60 .....17.0
- Pete Spoden, 1959-60 .....15.5
- Pete Spoden, 1963-64 .....15.1
- Pete Spoden, 1961-62 .....14.9
- Del Nicklaus, 1955-56 .....14.8
- Jim Jackson, 1960-61 .....13.7
- Ray Nissen, 1956 .....12.8
- Ken Huelman, 1966-67 .....12.2

**Assists**

- Brooks McKowen, 2006-07 .....179
- Dale Turner, 1989-90 .....152
- Dale Turner, 1990-91 .....146
- Robbie Williams, 1983-84 .....144
- Jay Imhoff, 1979-80 .....140
- Robbie Williams, 1985-86 .....129

- Dale Turner, 1988-89 .....128
- Brent Carmichael, 1984-85 .....126
- Ben Jacobson, 2005-06 .....124
- Andy Woodley, 2000-01 .....119

**Blocked Shots**

- Grant Stout, 2005-06 .....80
- Grant Stout, 2004-05 .....75
- Scott Stafford, 1983-84 .....51
- Grant Stout, 2006-07 .....50
- Jordan Eglseder, 2008-09 .....44
- Eric Coleman, 2007-08 .....43  
Jason Sims, 1994-95 .....43
- Jordan Eglseder, 2007-08 .....38
- Ray Storck, 1982-83 .....36
- Jake Koch, 2011-12 .....35

**Steals**

- Brent Carmichael, 1982-83 .....100
- Brent Carmichael, 1981-82 .....80  
Andy Woodley, 2000-01 .....80
- Brian Carpenter, 1995-96 .....54
- Nick Nurse, 1987-88 .....53
- Ben Jacobson, 2005-06 .....51
- Jason Daisy, 1996-97 .....49  
Randy Blocker, 1993-94 .....49
- Robbie Williams, 1984-85 .....48

**TEAM TOP-10 SEASON RECORDS**

**Scoring**

- 2,493 .....1989-90
- 2,382 .....1988-89
- 2,311 .....2004-05
- 2,290 .....2008-09
- 2,216 .....2009-10
- 2,216 .....2011-12
- 2,213 .....1978-79
- 2,174 .....1993-94
- 2,172 .....1987-88
- 2,170 .....1990-91

- 1,804 .....1978-79
- 1,804 .....1963-64
- 1,796 .....1988-89
- 1,773 .....1959-60
- 1,767 .....1958-59

**Field Goal Percentage**

- .511 (921-1804) .....1978-79
- .504 (780-1549) .....1985-86
- .501 (899-1796) .....1988-89
- .500 (924-1849) .....1989-90
- .494 (754-1525) .....1983-84
- .493 (614-1245) .....1966-67
- .490 (690-1408) .....1979-80
- .485 (792-1632) .....1977-78
- .484 (800-1653) .....1987-88
- .480 (847-1763) .....2004-05

**3-Point Field Goals**

- 267 .....2011-12
- 250 .....2010-11
- 233 .....2009-10
- 226 .....2004-05
- 223 .....2003-04
- 219 .....2005-06
- 217 .....2001-02
- 217 .....2008-09
- 216 .....2002-03
- 204 .....1995-96

**3-Point Field Goals Attempted**

- 727 .....2010-11
- 691 .....2011-12
- 659 .....2009-10
- 642 .....2005-06
- 630 .....2003-04
- 628 .....2008-09
- 601 .....2001-02
- 593 .....2004-05
- 571 .....2002-03
- 568 .....1997-98

**Scoring Average**

- 88.0 .....1967-68
- 85.1 .....1988-89
- 83.0 .....1968-69
- 79.5 .....1961-62
- 78.5 .....1963-64
- 77.9 .....1989-90
- 77.9 .....1960-61
- 77.6 .....1954-55
- 77.6 .....1987-88
- 77.1 .....1995-96

**Field Goals**

- 924 .....1989-90
- 921 .....1978-79
- 899 .....1988-89
- 847 .....2004-05
- 829 .....1976-77
- 828 .....1982-83
- 806 .....1990-91
- 804 .....1963-64
- 801 .....1975-76
- 800 .....1987-88

**Field Goals Attempted**

- 1,859 .....1975-76
- 1,849 .....1989-90
- 1,846 .....1976-77
- 1,832 .....1990-91
- 1,817 .....1982-83

**3-Point Field Goal Percentage**

- .422 (108-256) .....1986-87
- .401 (165-411) .....1989-90
- .395 (136-344) .....1987-88
- .391 (149-381) .....1988-89
- .386 (267-691) .....2011-12
- .381 (226-593) .....2004-05
- .378 (216-571) .....2002-03
- .377 (204-541) .....1995-96
- .375 (106-283) .....1998-99
- .364 (222-505) .....2006-07

**Free Throws**

- 617 .....1970-71
- 541 .....2008-09
- 517 .....1968-69
- 512 .....1963-64
- 495 .....1962-63
- 493 .....1969-70
- 489 .....1967-68
- 489 .....2009-10
- 484 .....1961-62
- 480 .....1989-90

**Free Throws Attempted**

- 910 .....1970-71
- 777 .....1969-70
- 757 .....1968-69
- 723 .....1963-64
- 718 .....2008-09
- 711 .....1967-68
- 706 .....1961-62
- 697 .....1964-65
- 689 .....1962-63
- 688 .....1994-95

**Free Throw Percentage**

- .769 (390-507) .....1986-87
- .762 (461-605) .....2010-11
- .758 (489-645) .....2009-10
- .753 (314-417) .....1998-99
- .753 (541-718) .....2008-09
- .745 (391-525) .....2000-91
- .741 (347-468) .....1985-86
- .738 (478-648) .....2003-04
- .734 (469-639) .....1996-97
- .7328 (436-595) .....1987-88

**Rebounds**

- 1,409 .....1959-60
- 1,326 .....1961-62
- 1,298 .....1963-64
- 1,298 .....1958-59
- 1,282 .....1960-61
- 1,234 .....1970-71
- 1,208 .....1969-70
- 1,172 .....1967-78
- 1,159 .....1975-56
- 1,142 .....1968-69

**Rebound Average**

- 61.3 .....1959-60
- 61.0 .....1960-61
- 56.4 .....1958-59
- 55.2 .....1961-62
- 53.3 .....1967-68
- 51.6 .....1955-56
- 48.3 .....1969-70
- 48.1 .....1963-64
- 47.6 .....1968-69
- 47.5 .....1970-71

**Assists**

- 514 .....1977-78
- 505 .....1988-89
- 497 .....1989-90
- 491 .....2004-05
- 465 .....1985-86
- 445 .....1987-88
- 444 .....1978-79
- 439 .....2005-06
- 422 .....1983-84
- 418 .....1979-80  
418 .....2008-09

**Blocked Shots**

- 138 .....2004-05
- 124 .....2005-06
- 115 .....1993-94
- 107 .....1994-95
- 105 .....1997-98
- 104 .....2007-08
- 100 .....1983-84
- 99 .....2006-07
- 96 .....1982-83
- 92 .....1995-96

**Steals**

- 243 .....1982-83
- 232 .....1990-91
- 228 .....1983-84
- 228 .....1996-97
- 226 .....1995-96
- 226 .....1993-94
- 223 .....2000-01
- 205 .....2001-02
- 205 .....1986-87
- 205 .....1995-96



## BIGGEST WINS

64	Grinnell	(96-32)	1945-46
57	Central	(77-20)	1949-50
51	Wartburg	(99-48)	2007-08
48	Charles City	(73-25)	1907-08
47	Wartburg	(100-53)	1960-61
46	Morningside	(109-63)	1968-69
43	St. Ambrose	(75-32)	1946-47
43	Chicago State	(99-56)	1997-98
42	William Penn	(55-13)	1930-31
41	Augustana	(85-44)	1949-50
41	Augustana	(89-48)	1963-64
39	Morningside	(94-55)	1957-58
39	Elmhurst	(110-71)	1978-79
39	Rockford College	(94-55)	1985-86
39	Coe	(84-45)	2010-11
38	Augustana	(95-57)	1954-55
38	Bemidji State	(102-64)	1982-83
37	Morningside	(93-56)	1965-66
37	Chicago State	(101-64)	1997-98
36	St. Ambrose	(96-60)	1960-61
36	Winona State	(91-55)	1962-63
36	Western Illinois	(105-69)	1968-69
36	Morningside	(83-47)	1979-80
36	Loras	(84-48)	2011-12

## BIGGEST LOSSES

57	Iowa	(16-73)	1906-07
53	Iowa State	(70-123)	1974-75
48	North Dakota St.	(46-94)	1974-75
46	Bradley	(71-117)	1970-71
46	Kansas State	(38-84)	1979-80
45	St. Thomas	(42-87)	1953-54
44	Western Illinois	(57-101)	1973-74
43	South Dakota St.	(78-121)	1967-68
43	DePaul	(53-96)	1985-86
42	Iowa	(9-51)	1905-06
42	Pepperdine	(22-64)	1945-46
41	Bradley	(39-80)	1999-00
40	Iowa	(9-49)	1908-09
38	Cleveland State	(83-121)	1988-89
37	South Dakota St.	(56-93)	1955-56
36	Grinnell	(19-55)	1907-08
36	Dubuque	(11-47)	1919-20
36	Mankato State	(41-77)	1952-53
36	Illinois State	(66-102)	1975-76
36	Kansas State	(50-86)	1981-82
36	Eastern Illinois	(64-100)	1983-84

## 100-POINT PANTHER GAMES

Score	Opponent.....	Date
123-121	Eastern Illinois (4 OT) .....	1-30-88
120-96	Stephen F. Austin.....	1-6-90
119-98	Augustana .....	1-13-68
112-84	South Dakota .....	2-28-76
111-80	Culver-Stockton.....	12-1-67
111-79	Western Illinois.....	2-19-68
110-82	Northwest Missouri.....	12-4-89
110-71	Elmhurst .....	12-7-78
109-63	Morningside.....	2-22-69
109-104	Nebraska .....	12-16-95
109-79	Youngstown State.....	12-17-88
108-77	Augustana .....	3-1-69
107-109	North Dakota State.....	12-13-58
106-80	Wartburg .....	1-5-65
105-86	North Dakota State.....	12-28-67
105-69	Western Illinois.....	1-18-69
105-98	Eastern Illinois .....	1-14-89
104-85	Winona State .....	1-11-65
104-86	Augustana .....	11-29-88
103-71	Morningside.....	2-19-55
103-86	Morningside.....	2-27-65
102-87	South Dakota State.....	2-10-68
102-80	Chicago State .....	1-18-94
102-79	Drake .....	2-12-94
102-64	Bemidji State.....	12-20-82
101-69	Morningside.....	1-29-60
101-79	North Dakota.....	2-22-64
101-84	Augustana .....	12-26-68
101-78	Augustana .....	1-12-73
101-107	Armstrong State (OT).....	12-29-78
101-64	Chicago State .....	12-21-97
100-77	Sam Houston State.....	1-8-90
100-76	Loras.....	12-4-54
100-53	Wartburg.....	12-30-60
100-92	South Dakota.....	1-9-71
100-78	Concordia (NE) .....	12-20-86
100-78	Texas Wesleyan .....	12-2-88

## 100-POINT OPPONENT GAMES

Score	Opponent.....	Date
70-123	Iowa State .....	1974-75
126-121	Eastern Illinois .....	1987-88
83-121	Cleveland State.....	1988-89
71-117	Bradley .....	1970-71
82-110	Cleveland State.....	1987-88
107-109	North Dakota State.....	1958-59
94-109	Central Missouri.....	1972-73
92-108	South Dakota.....	1970-71
85-108	Iowa.....	1991-92
81-107	Southern Illinois.....	1970-71
101-107	Armstrong State.....	1978-79
88-106	South Dakota State.....	1970-71
85-104	Augustana .....	1972-73
109-104	Nebraska .....	1995-96
86-102	Wisconsin-La Crosse.....	1955-56
66-102	Illinois State .....	1975-76
70-102	Mankato State .....	1976-77
88-102	Cleveland State.....	1985-86
91-101	Western Illinois.....	1971-72
57-101	Western Illinois.....	1973-74
72-101	Western Michigan.....	1974-75
75-101	Athletes in Action-Canada	1980-81
85-100	Western Illinois.....	1969-70
85-100	North Dakota State.....	1970-71
64-100	Eastern Illinois .....	1983-84








Jason Reese




Randy Kraayenbrink



Ben Jacobson



Jason Daisy



Bill McCoy



Eric Coleman

ALL-TIME LEADING SCORERS

1. Jason Reese (1987-90).....	2,033	32. John Martin (1968-70).....	1,027	63. Travis Brown (2005-09).....	720
2. Randy Kraayenbrink (1983-86).....	2,004	33. Chris Foster (2001-05).....	1,027	64. Jay Block (1981-84).....	718
3. Ben Jacobson (2003-06).....	1,787	34. Jerry Waugh (1967-68).....	1,019	65. Darrell Timion (1971-73).....	716
4. Jason Daisy (1993, 1995-97).....	1,721	35. Erik Crawford (2004-06).....	985	66. Herbert King (1981-84).....	711
5. Bill McCoy (1971-73).....	1,713	36. Joseph Ferguson (1973-75).....	966	67. Matt Schneiderman (2003-04).....	707
6. Eric Coleman (2005-08).....	1,522	37. Mark Long (1976-79).....	959	68. Darrell Jesse (1967-69).....	673
7. Ron Lemons (1977-79).....	1,476	38. Joe Breakenridge (1998-01).....	956	69. Don Holland (1954-56).....	673
8. Robbie Sieverding (1999-02).....	1,402	39. Ron Jessen (1963-65).....	926	70. Ali Farokhmanesh (2008-10).....	667
9. Kwadzo Ahelegbe (2006-11).....	1,329	40. Bill Jones (1978-81).....	915	71. Bob Waller (1960-62).....	662
10. Cam Johnson (1990, 1992-94).....	1,286	41. Duane Josephson (1962-64).....	913	72. Cory Jenkins (1997-00).....	658
11. Ken Huelman (1967-69).....	1,275	42. Steve Phyfe (1988-90).....	912	73. Jason Sims (1993-96).....	657
12. Troy Muilenburg (1987, 1989-91).....	1,251	43. Mike Kemp (1976-79).....	895	74. Dwayne Jackson (1980-84).....	656
13. Dale Turner (1989-92).....	1,250	44. Jim Jackson (1959-60).....	891	75. Van Combs (1946-49).....	642
14. Pete Spoden (1961-64).....	1,239	45. Anthony James (2008-present).....	883	76. Del Nicklaus (1955-57).....	604
15. Grant Stout (2004-07).....	1,232	46. Aaron Middendorf (1999-02).....	880	77. Jared Josten (2005-08).....	602
16. Craig Kneppe (1964-66).....	1,200	47. Steve Peters (1977-81).....	861	78. Ray Nissen (1955-56).....	590
17. Adam Koch (2006-10).....	1,186	48. Brooks McKowen (2004-07).....	856	79. Mark Enright (1976-78).....	585
18. Tony Brus (1996-99).....	1,179	49. Randy Podhaski (1974-77).....	853	80. Brent Carmichael (1982-83).....	585
19. Cedrick McCullough (1989-92).....	1,158	50. Ray Storck (1980-83).....	851	81. Dean Jensen (1958-60).....	584
20. Randy Blocker (1993-94).....	1,154	51. Bill Runchey (1973-76).....	830	82. John Little (2003-06).....	581
21. Maurice Newby (1987-91).....	1,147	52. Tony Hauptert (1978-81).....	818	83. Gene Nichols (1957-59).....	579
22. Rod Underwood (1978-81).....	1,126	53. Walt Kochneff (1947-50).....	811	84. Dennis Filliman (1957-59).....	564
23. David Gruber (2002-04).....	1,116	54. Nick Nurse (1986-89).....	801	85. Jerry McColley (1964-65).....	561
24. Norm Jespersen (1947-49).....	1,099	55. Brian Bestul (1971-73).....	781	86. Mike Pijanowski (1982-84).....	555
25. Darian DeVries (1995-98).....	1,084	56. Brian Carpenter (1992-96).....	774	87. Marc Sonnen (2009-present).....	554
26. Jordan Eglseider (2006-10).....	1,066	57. Skip Anderson (1968-70).....	744	88. Mark Welsh (1975-76).....	553
27. Johnny Moran (2008-12).....	1,048	58. Frank Stotts (1957-59).....	738	89. Brian Heying (1995-98).....	538
28. Jerry Holbrook (1960-62).....	1,045	59. Jake Koch (2009-present).....	737	90. Lucas O'Rear (2007-11).....	529
29. Howie Pigg (1952-55).....	1,041	60. Scott Stafford (1984-85).....	730	91. Erik Smith (2001-02).....	517
30. Greg McDermott (1985-88).....	1,033	61. Randy Beilke (1971-73).....	729	92. Dick Christy (1961-63).....	513
31. Dick Beetsch (1953-56).....	1,029	62. Ron LaFrentz (1958-60).....	723		



**1. Reese, Jason 6-8, 240 Des Moines, Iowa**

Yr.	GP-S	FG-FGA	Pct.	3FG-FGA	Pct.	FT-FTA	Pct.	RB-Avg.	A	TO	BS	S	PTS-Avg.
86-87	28-22	149-296	.503	0-0	.000	97-120	.808	170-6.1	20	64	9	41	395-14.1
87-88	26-22	139-279	.498	1-2	.500	98-137	.715	145-5.6	14	57	5	17	377-14.5
88-89	28-28	240-411	.584	0-0	.000	143-196	.730	199-7.1	35	68	14	21	623-22.3
89-90	32-32	236-415	.569	0-1	.000	166-217	.765	259-8.1	33	95	22	23	638-19.9
Totals	114-104	764-1,401	.545	1-3	.333	504-670	.752	773-6.8	102	284	50	102	2,033-17.8

**2. Kraayenbrink, Randy 6-3, 190 Paulina, Iowa**

Yr.	GP-S	FG-FGA	Pct.	3FG-FGA	Pct.	FT-FTA	Pct.	RB-Avg.	A	TO	BS	S	PTS-Avg.
82-83	31-30	160-360	.444	NA	NA	58-77	.753	73-2.4	54	68	1	19	384-12.4
83-84	26-23	183-352	.520	NA	NA	115-141	.816	61-2.3	56	59	4	35	481-18.5
84-85	28-28	240-483	.497	NA	NA	107-143	.748	98-3.5	48	53	0	32	587-21.0
85-86	27-26	211-449	.470	NA	NA	130-154	.844	111-4.1	70	69	3	32	552-20.4
Totals	112-107	794-1,644	.483	NA	NA	410-515	.796	343-3.1	228	249	8	118	2,004-17.8

**3. Jacobson, Ben 6-3, 195 Sioux City, Iowa**

Yr.	GP-S	FG-FGA	Pct.	3FG-FGA	Pct.	FT-FTA	Pct.	RB-Avg.	A	TO	BS	S	PTS-Avg.
02-03	28-24	115-261	.441	23-55	.418	62-83	.747	96-3.4	73	65	5	37	315-11.3
03-04	31-31	153-360	.425	51-130	.392	76-99	.768	123-4.0	73	61	5	33	433-14.0
04-05	32-32	211-432	.488	71-157	.452	79-98	.806	122-4.0	87	67	2	33	572-17.9
05-06	33-33	158-406	.389	58-177	.328	93-120	.775	129-3.9	124	86	5	51	467-14.2
Totals	124-120	637-1,459	.437	203-519	.391	310-400	.775	470-3.8	357	279	17	154	1,787-14.4

**4. Daisy, Jason 6-3, 185 Minneapolis, Minn.**

Yr.	GP-S	FG-FGA	Pct.	3FG-FGA	Pct.	FT-FTA	Pct.	RB-Avg.	A	TO	BS	S	PTS-Avg.
92-93	20-3	44-123	.358	5-16	.192	20-25	.800	28-1.4	17	24	3	5	113-5.7
94-95	28-24	145-316	.459	29-87	.333	93-135	.689	103-3.7	44	81	4	43	412-14.7
95-96	27-26	208-425	.489	68-162	.420	119-163	.730	107-4.0	62	82	7	32	603-22.3
96-97	28-28	192-423	.454	34-85	.400	175-220	.796	120-4.3	70	104	9	49	593-21.2
Totals	103-81	589-1,287	.458	136-360	.378	407-543	.750	358-3.5	193	291	23	129	1,721-16.7

**5. McCoy, Bill 6-4, 170 Iowa Falls, Iowa**

Yr.	GP-S	FG-FGA	Pct.	FT-FTA	Pct.	RB-Avg.	A	TO	BS	S	PTS-Avg.
69-70	24-NA	87-186	.468	81-115	.704	85-3.5	NA	NA	NA	NA	255-10.6
70-71	26-NA	169-356	.475	212-274	.774	165-6.3	NA	NA	NA	NA	550-21.2
71-72	23-NA	154-311	.495	146-198	.737	109-4.7	NA	NA	NA	NA	454-19.7
72-73	24-NA	157-324	.484	140-175	.800	138-5.8	63	NA	NA	NA	454-18.9
Totals	97-NA	567-1,177	.482	579-762	.760	497-5.1	NA	NA	NA	NA	1,713-17.7

**6. Coleman, Eric 6-6, 240 Maplewood, Minn.**

Yr.	G-GS	FG-FGA	Pct.	3FG-3FGA	Pct.	FT-FTA	Pct.	Reb.-Avg.	PF	A	TO	B	S	Pts.-Avg.
04-05	32-32	145-253	.573	0-0	.000	52-109	.477	205-6.4	87	63	53	24	16	342-10.7
05-06	33-33	152-263	.578	0-1	.000	76-131	.580	230-7.0	72	56	60	18	18	380-11.5
06-07	31-31	154-287	.537	0-0	.000	98-161	.609	281-9.1	88	52	75	30	22	406-13.1
07-08	32-18	135-245	.551	0-1	.000	124-191	.649	281-8.8	96	63	70	43	20	394-12.3
Totals	128-114	586-1,048	.559	0-2	.000	350-592	.591	997-7.8	343	234	158	115	76	1522-11.9

**7. Lemons, Ron 6-7, 205 Des Moines, Iowa**

Yr.	GP-S	FG-FGA	Pct.	FT-FTA	Pct.	RB-Avg.	A	TO	BS	S	PTS-Avg.
75-76	21-1	57-141	.404	28-37	.756	80-3.8	14	NA	NA	NA	142-6.7
76-77	27-NA	185-386	.519	58-77	.753	223-8.3	57	NA	NA	N	428-15.8
77-78	27-NA	191-351	.544	54-71	.760	210-7.8	81	NA	NA	NA	436-16.1
78-79	27-25	196-335	.585	80-100	.800	247-8.5	66	45	20	27	472-16.3
Totals	104-NA	629-1,213	.519	220-285	.772	760-7.5	218	NA	NA	NA	1,478-14.5

**8. Sieverding, Robbie 5-11, 192 Bellevue, Iowa**

Yr.	GP-S	FG-FGA	Pct.	3FG-FGA	Pct.	FT-FTA	Pct.	RB-Avg.	A	TO	BS	S	PTS-Avg.
98-99	27-25	128-308	.416	68-152	.447	98-124	.790	81-3.0	74	82	6	29	422-15.6
99-00	29-29	133-337	.395	52-151	.344	154-183	.842	125-4.3	98	92	10	38	472-16.3
00-01	1-1	4-11	.264	0-3	.000	3-4	.750	3-3.0	1	0	0	0	11-11.0
01-02	29-29	146-329	.444	37-112	.330	168-195	.862	123-4.2	92	57	3	37	497-17.1
Totals	86-84	411-985	.417	157-418	.376	423-506	.836	301-3.5	265	231	19	104	1,402-16.3

**9. Ahelegbe, Kwadzo 6-2, 213 Oakdale, Minn.**

Yr.	GP-S	FG-FGA	Pct.	3FG-FGA	Pct.	FT-FTA	Pct.	RB-Avg.	A	TO	BS	S	PTS-Avg.
06-07	30-4	25-70	.357	14-39	.359	14-22	.636	33-1.1	37	33	1	12	78-2.6
07-08	Redshirted												
08-09	34-34	124-300	.413	23-64	.359	130-167	.778	93-2.7	106	82	2	14	401-11.8
09-10	35-35	117-307	.381	24-69	.348	113-153	.739	109-3.1	97	104	5	27	371-10.6
10-11	34-34	151-359	.421	41-128	.320	136-173	.786	108-3.2	102	72	5	19	479-14.1
Totals	133-107	417-1,036	.403	102-300	.340	393-515	.763	343-2.6	342	291	13	72	1,329-10.0

**10. Johnson, Cam 6-2, 190 Cedar Rapids, Iowa**

Yr.	GP-S	FG-FGA	Pct.	3FG-FGA	Pct.	FT-FTA	Pct.	RB-Avg.	A	TO	BS	S	PTS-Avg.
89-90	31-1	32-77	.416	10-27	.370	17-31	.548	38-1.2	26	21	3	11	91-2.9
91-92	25-10	90-193	.466	18-38	.474	51-82	.622	109-4.4	33	57	5	25	249-10.0
92-93	26-26	125-264	.474	29-53	.547	75-101	.743	88-3.4	50	68	1	58	354-13.6
93-94	28-28	212-464	.457	73-189	.386	95-132	.720	102-3.6	70	81	8	35	592-21.1
Totals	110-65	459-998	.460	130-307	.423	238-346	.688	337-3.1	179	227	17	129	1,286-11.7

**11. Huelman, Ken 6-8 Schaller, Iowa**

Yr.	GP	FG-FGA	Pct.	FT-FTA	Pct.	RB-Avg.	PTS-Avg.
66-67	22	150-285	.526	92-190	.484	268-12.2	392-17.8
67-68	22	139-280	.496	91-147	.619	261-11.8	369-16.7
68-69	24	187-334	.560	140-202	.693	289-12.6	514-22.3
Totals	68	476-899	.529	323-539	.599	818-12.0	1275-18.8

**12. Muilenburg, Troy 6-5, 210 Davenport, Iowa**

Yr.	GP-S	FG-FGA	Pct.	3FG-FGA	Pct.	FT-FTA	Pct.	RB-Avg.	A	TO	BS	S	PTS-Avg.
86-87	20-0	23-49	.469	8-19	.421	1-5	.200	32-1.6	6	12	2	6	55-2.8
88-89	28-0	119-264	.451	44-105	.419	44-55	.800	154-5.5	30	37	2	16	326-11.6
89-90	32-32	151-316	.478	49-131	.374	91-105	.867	152-4.8	62	56	3	30	442-13.8
90-91	32-24	148-344	.430	31-85	.365	101-119	.849	261-8.2	48	74	5	44	428-13.4
Totals	112-56	441-973	.453	132-340	.388	237-284	.835	599-5.3	146	179	12	96	1,251-11.2

**13. Turner, Dale 6-2, 194 Venice, Ill.**

Yr.	GP-S	FG-FGA	Pct.	3FG-FGA	Pct.	FT-FTA	Pct.	RB-Avg.	A	TO	BS	S	PTS-Avg.
88-89	28-27	61-149	.409	17-55	.309	45-58	.776	95-3.4	128	55	1	33	184-6.6
89-90	32-32	109-235	.464	41-90	.456	59-84	.702	103-3.2	152	64	13	34	318-9.9
90-91	29-25	131-272	.482	40-109	.367	60-83	.723	89-3.1	146	64	3	36	362-12.5
91-92	28-23	123-287	.429	36-110	.327	104-119	.874	81-2.9	94	76	7	40	386-13.8
Totals	117-107	424-943	.450	134-364	.368	268-344	.780	368-3.1	520	259	20	143	1,250-10.7

**14. Spoden, Pete 6-6, 205 Dubuque, Iowa**

Yr.	GP	FG-FGA	Pct.	FT-FTA	Pct.	RB-Avg.	PTS-Avg.
59-60	11	43-136	.316	45-73	.616	171-15.5	131-11.9
60-61	21	119-320	.372	67-112	.599	365-17.4	305-14.5
61-62	24	189-423	.447	107-172	.622	357-14.9	485-20.3
63-64	14	111-252	.440	96-133	.721	211-15.0	318-22.7
Totals	70	462-1,131	.408	315-490	.642	1104-15.6	1,239-17.7

**15. Stout, Grant 6-8, 240 New Sharon, Iowa**

Yr	G-GS	FG-FGA	Pct.	3FG-3FGA	Pct.	FT-FTA	Pct.	RB-Avg.	PF	A	TO	B	S	PTS-Avg.
03-04	31-0	38-68	.559	1-5	.200	14-23	.609	103-3.3	40	9	18	17	6	91-2.9
04-05	32-32	129-237	.544	10-31	.323	92-118	.780	245-7.7	78	37	43	75	33	260-11.3
05-06	33-33	143-263	.544	18-58	.310	87-119	.731	294-8.9	75	42	54	80	28	391-11.8
06-07	31-31	142-303	.469	34-90	.378	72-112	.643	278-9.0	73	53	43	50	18	390-12.6
Totals	127-96	452-871	.519	63-184	.342	265-372	.712	920-7.2	266	141	158	222	85	1,232-9.7

**16. Knepe, Craig 6-5, 200 Parkersburg, Iowa**

Yr.	GP	FG-FGA	Pct.	FT-FTA	Pct.	RB-Avg.	PTS-Avg.
63-64	27	129-276	.467	88-116	.758	234-8.6	346-12.8
64-65	23	177-324	.546	105-146	.719	240-10.4	459-19.9
65-66	20	138-313	.441	119-156	.763	211-10.6	395-19.8
Totals	70	444-913	.486	312-418	.746	685-9.8	1,200-17.1

**17. Koch, Adam 6-8, 255 Ashwaubenon, Wis.**

Yr.	GP-S	FG-FGA	Pct.	3FG-FGA	Pct.	FT-FTA	Pct.	RB-Avg.	A	TO	BS	S	PTS-Avg.
06-07	31-0	27-78	.346	2-24	.083	32-47	.681	68-2.2	12	24	5	6	88-2.8
07-08	32-32	77-160	.481	5-26	.192	119-153	.778	184-5.8	53	64	6	21	278-8.7
08-09	34-34	120-246	.488	14-45	.311	158-205	.771	173-5.1	67	71	15	17	412-12.1
09-10	35-35	123-360	.473	25-69	.362	137-164	.835	171-4.9	48	67	11	20	408-11.7
Totals	132-101	347-744	.466	46-164	.280	446-569	.784	596-4.5	180	226	37	64	1,186-9.0

**18. Brus, Tony 6-0, 195 Blue Grass, Iowa**

Yr.	GP-S	FG-FGA	Pct.	3FG-FGA	Pct.	FT-FTA	Pct.	RB-Avg.	A	TO	BS	S	PTS-Avg.
95-96	27-6	76-184	.413	29-70	.414	47-64	.734	68-2.5	40	50	3	21	228-8.5
96-97	28-7	95-226	.420	29-97	.299	64-100	.640	76-2.7	63	61	4	23	283-10.1
97-98	27-11	138-325	.425	53-157	.338	86-120	.717	73-2.7	71	69	7	35	415-15.4
98-99	19-17	91-173	.526	8-20	.400	63-88	.716	62-3.3	44	46	2	27	253-13.3
Totals	101-51	400-908	.441	119-344	.346	260-372	.699	279-2.8	218	226	16	106	1,179-11.7

**19. McCullough, Cedrick 6-5, 205 Maywood, Ill.**

Yr.	GP-S	FG-FGA	Pct.	3FG-FGA	Pct.	FT-FTA	Pct.	RB-Avg.	A	TO	BS	S	PTS-Avg.
88-89	28-28	109-227	.480	0-1	.000	35-54	.648	119-4.3	28	57	7	20	253-9.0
89-90	32-32	130-251	.518	1-5	.200	21-38	.553	127-4.0	34	38	11	18	282-8.8
90-91	32-27	154-306	.503	1-3	.333	61-72	.847	140-4.4	27	57	10	35	370-11.6
91-92	26-22	112-229	.489	2-6	.333	27-43	.628	120-4.6	25	42	7	30	253-9.7
Totals	98-109	505-1,013	.499	4-15	.600	144-207	.696	506-5.2	114	194	35	103	1,158-11.8

**20. Blocker, Randy 6-6, 200 New York, N.Y.**

Yr.	GP-S	FG-FGA	Pct.	3FG-FGA	Pct.	FT-FTA	Pct.	RB-Avg.	A	TO	BS	S	PTS-Avg.
92-93	27-24	201-393	.512	4-10	.400	103-145	.710	195-7.2	31	81	12	24	509-18.9
93-94	28-28	239-503	.475	26-70	.371	141-176	.801	215-7.7	42	77	29	49	645-23.0
Totals	55-52	440-896	.491	30-80	.375	244-321	.760	410-7.5	73	158	41	73	1,154-21.0

**21. Newby, Maurice 6-4, 180 Des Moines, Iowa**

Yr.	GP-S	FG-FGA	Pct.	3FG-FGA	Pct.	FT-FTA	Pct.	RB-Avg.	A	TO	BS	S	PTS-Avg.
86-87	28-21	149-304	.490	27-70	.386	53-63	.841	94-3.4	56	74	4	24	378-13.5
87-88	27-12	92-231	.398	24-75	.320	46-55	.836	33-1.6	45	37	1	13	254-9.4
89-90	32-0	58-132	.439	39-90	.433	21-23	.913	32-1.0	20	31	1	11	176-5.5
90-91	31-27	127-304	.418	56-156	.359	29-33	.879	61-2.0	49	42	3	19	339-10.9
Totals	118-60	426-971	.439	146-391	.373	149-174	.856	231-2.0	170	184	9	67	1,147-9.7

**22. Underwood, Rod 6-2, 175 Oak Park, Ill.**

Yr.	GP-S	FG-FGA	Pct.	3FG-FGA	Pct.	FT-FTA	Pct.	RB-Avg.	A	TO	BS	S	PTS-Avg.
77-78	27-NA	89-173	.514	NA	NA	36-54	.666	85-3.1	68	NA	NA	NA	214-7.9
78-79	25-2	77-178	.432	NA	NA	34-43	.790	49-2.0	45	52	23	2	188-7.5
79-80	25-24	160-294	.544	NA	NA	56-82	.683	93-3.7	96	80	2	27	376-15.0
80-81	26-22	145-286	.507	NA	NA	58-67	.866	91-3.5	82	61	0	25	348-13.4
Totals	103-NA	471-506	.506	NA	NA	184-246	.748	318-3.1	291	NA	NA	NA	1,126-10.9

**23. Gruber, David 6-6, 225 Solon, Iowa**

Yr.	GP-S	FG-FGA	Pct.	3FG-FGA	Pct.	FT-FTA	Pct.	RB-Avg.	A	TO	BS	S	PTS-Avg.
01-02	29-29	144-236	.610	0-0	.000	82-124	.661	209-7.2	30	61	8	24	370-12.8
02-03	28-28	141-231	.610	0-0	.000	90-146	.616	203-7.3	32	67	9	22	372-13.3
03-04	31-31	136-232	.586	0-0	.000	102-150	.680	213-6.9	32	48	15	18	374-12.1
Totals	88-88	421-699	.602	0-0	.000	274-420	.652	625-7.1	94	176	32	64	1,116-12.7

**24. Jespersion, Norm 1946-49 Stats Unavailable**

Totals Pts. 1,099

**25. DeVries, Darian 6-3, 175 Aplington, Iowa**

Yr.	GP-S	FG-FGA	Pct.	3FG-FGA	Pct.	FT-FTA	Pct.	RB-Avg.	A	TO	BS	S	PTS-Avg.
94-95	26-13	59-136	.434	25-65	.385	44-53	.830	49-1.9	30	40	2	14	187-7.2
95-96	27-13	68-156	.436	32-82	.390	90-104	.865	83-3.1	45	48	1	39	258-9.6
96-97	28-27	79-202	.391	40-103	.388	101-124	.815	82-2.9	90	74	1	44	299-10.7
97-98	27-25	102-254	.402	69-157	.440	67-86	.779	85-3.2	84	61	2	34	340-12.6
Totals	108-78	308-748	.412	166-407	.408	302-367	.823	299-2.8	249	223	6	131	1,084-10.0



**26. Eglseder, Jordan 7-0, 280 Bellevue, Iowa**

Yr.	GP-S	FG-FGA	Pct.	3FG-FGA	Pct.	FT-FTA	Pct.	RB-Avg.	A	TO	BS	S	PTS-Avg.
06-07	23-0	33-58	.569	1-2	.500	15-20	.750	49-2.1	0	12	8	1	82-3.6
07-08	29-14	102-200	.510	9-25	.360	45-57	.789	158-5.4	22	40	38	6	258-8.9
08-09	34-29	148-253	.585	2-15	.133	48-72	.667	219-6.4	22	44	44	5	346-10.2
09-10	32-32	156-295	.529	3-12	.250	65-89	.730	230-7.2	19	38	30	14	380-11.9
Totals	118-75	439-806	.545	15-54	.278	173-238	.727	656-5.6	63	134	120	26	1,066-9.0

**27. Moran, Johnny 6-1, 190 Algonquin, Ill.**

Yr.	GP-S	FG-FGA	Pct.	3FG-FGA	Pct.	FT-FTA	Pct.	RB-Avg.	A	TO	BS	S	PTS-Avg.
08-09	34-34	96-253	.379	50-152	.329	44-59	.746	133-3.9	78	58	4	41	286-8.4
09-10	33-33	60-181	.331	33-120	.275	39-35	.839	108-3.3	49	37	1	35	182-5.5
10-11	34-34	117-285	.411	65-177	.367	27-42	.643	109-3.2	63	34	1	33	326-9.6
11-12	34-34	86-232	.371	53-152	.349	29-41	.707	107-3.1	44	36	2	43	254-7.5
Totals	135-135	359-961	.377	201-601	.334	129-177	.729	457-3.4	234	165	8	152	1,048-7.8

**28. Holbrook, Jerry 6-2, 180 Waterloo, Iowa**

Yr.	GP	FG-FGA	Pct.	FT-FTA	Pct.	RB-Avg.	PTS-Avg.
59-60	23	119-277	.430	87-118	.737	117-5.1	325-14.1
60-61	21	129-301	.429	63-83	.759	80-3.8	321-15.3
61-62	24	134-283	.473	131-166	.789	104-4.3	399-16.6
Totals	68	382-861	.444	281-367	.766	301-4.4	1,045-15.4

**29. Pigg, Howie 6-2, 175 Colfax, Iowa**

Yr.	GP	FG-FGA	Pct.	FT-FTA	Pct.	RB-Avg.	PTS-Avg.
50-51	23	86-287	.300	58-81	.716	NA	230-10.0
51-52	23	134-355	.377	88-129	.682	153-6.7	356-15.5
54-55	21	159-429	.371	137-172	.797	168-8.0	455-21.7
Totals	67	379-1,071	.354	283-382	.741		321-9.8 1,041-15.5

**30. McDermott, Greg 6-8, 230 Cascade, Iowa**

Yr.	GP-S	FG-FGA	Pct.	3FG-FGA	Pct.	FT-FTA	Pct.	RB-Avg.	A	TO	BS	S	PTS-Avg.
84-85	27-15	41-85	.482	NA	NA	29-44	.659	78-2.9	10	23	6	2	111-4.1
85-86	27-19	96-165	.582	NA	NA	42-54	.778	113-4.2	23	40	13	7	234-8.7
86-87	28-25	148-248	.597	0-1	.000	91-126	.722	179-6.4	23	46	23	18	387-13.8
87-88	28-11	117-194	.603	1-1	1.000	66-83	.795	113-4.0	23	44	9	7	301-10.8
Totals	110-70	402-692	.581	1-2	.500	228-307	.743	483-4.4	79	153	51	34	1,033-9.4

**31. Beetsch, Dick 6-0, 175 Mankato, Minn.**

Yr.	GP	FG-FGA	Pct.	FT-FTA	Pct.	RB-Avg.	PTS-Avg.
52-53							240
53-54	21	99-289	.343	77-137	.562	107-5.1	275-13.1
54-55	22	92-318	.289	68-101	.673	157-7.1	252-11.5
55-56	19	92-289	.318	78-106	.745	120-6.3	262-13.8
Totals	62	283-896	.316	223-344	.648	384-6.2	1,029-12.7

**32. Martin, John 6-6, 210 Cedar Falls, Iowa**

Yr.	GP-S	FG-FGA	Pct.	FT-FTA	Pct.	RB-Avg.	A	TO	BS	S	PTS-Avg.
67-68	22-NA	81-187	.433	46-68	.676	117-5.3	NA	NA	NA	NA	208-9.4
68-69	24-NA	141-329	.429	62-95	.729	201-8.7	NA	NA	NA	NA	344-14.9
69-70	25-NA	181-420	.430	113-167	.676	253-10.1	NA	NA	NA	NA	475-19.0
Totals	71-NA	403-936	.431	221-330	.670	571-8.0	NA	NA	NA	NA	1,027-14.5

**33. Foster, Chris 5-10, 190 Ironton, Mo.**

Yr.	GP-S	FG-FGA	Pct.	3FG-FGA	Pct.	FT-FTA	Pct.	RB-Avg.	A	TO	BS	S	PTS-Avg.
00-01	6-0	6-14	.429	3-7	.429	1-1	1.000	4-0.7	4	7	1	1	16-2.7
01-02	29-24	127-322	.394	58-157	.369	52-69	.754	67-2.3	87	59	10	44	364-12.6
02-03	27-26	85-232	.366	31-103	.301	50-76	.658	57-2.1	118	82	2	26	251-9.3
03-04	26-3	62-176	.352	26-80	.325	62-88	.705	28-1.1	69	60	3	21	212-8.2
04-05	32-4	60-153	.392	26-75	.347	38-48	.792	51-1.6	92	45	1	20	184-5.8
Totals	120-57	340-897	.379	144-422	.341	203-282	.720	207-1.7	370	253	17	112	1,027-8.6

**34. Waugh, Jerry 6-3, 180 Mt. Ayr, Iowa**

Yr.	GP	FG-FGA	Pct.	FT-FTA	Pct.	RB-Avg.	PTS-Avg.
65-66	5	21-43	.488	7-12	.583	32-6.4	49-9.8
66-67	22	178-322	.553	99-130	.762	167-7.6	455-20.7
67-68	22	187-379	.493	141-176	.801	188-8.5	515-23.4
Totals	49	386-744	.512	247-318	.777	387-7.9	1,019-20.8

**YEAR-BY-YEAR  
IN MCLEOD CENTER**

2006-07	9-4	.692
2007-08	11-6	.647
2008-09	11-4	.733
2009-10	14-0	1.000
2010-11	13-5	.722
2011-12	13-3	.813
Total	71-22	.763

**TOP 10 ALL-TIME  
HOME ATTENDANCES**

- 22,797 vs. Iowa, 1989-90
- 19,042 vs. Iowa, 1991-92
- 12,874 vs. Iowa, 1993-94
- 13,285 vs. Iowa, 2005-06
- 12,233 vs. Iowa State, 1990-91
- 10,500 vs. Iowa State, 1987-88
- 10,104 vs. Iowa, 1999-2000
- 10,053 vs. Missouri State, 2005-06
- 10,008 vs. Iowa, 2001-02
- 9,886 vs. Iowa, 2003-04

**TOP 10 MCLEOD  
CENTER ATTENDANCES**

- 7,332 vs. Illinois State, 2/27/10
- 7,293 vs. Drake, 2/16/08
- 7,043 vs. Iowa, 12/5/07
- 7,031 vs. Old Dominion, 2/19/10
- 7,014 vs. Wichita State, 2/12/11
- 6,971 vs. Drake, 1/22/11
- 6,929 vs. Indiana State, 1/20/07
- 6,910 vs. Creighton, 2/14/12
- 6,877 vs. Creighton, 1/12/07
- 10,6839 vs. Southern Illinois, 2/6/10

**UNI INDIVIDUAL**

Points: 34, Jake Koch vs. Bradley (1/9/11)  
 Field Goals Made: 11, Kwadzo Ahelegbe vs. Indiana State (12/28/08); Anthony James vs. Colorado State (12/3/11)  
 Field Goal Attempts: 19, Kwadzo Ahelegbe vs. Indiana State (12/28/08)  
 Field Goal Percentage (min 7 made): .875 (7-8), several times  
 3 PT FG Made: 7, Adam Viet vs. UMKC (12/09/06)  
 3 PT FG Attempts: 10, Ali Farokhmanesh vs. Creighton (2/16/10)  
 3-PT FG Pct. (min 5 made): .875 (7-8), Adam Viet vs. UMKC (12/9/06)  
 Free Throws Made: 15, Jake Koch vs. Bradley (1/9/11)  
 Free Throw Attempts: 16, Jake Koch vs. Bradley (1/9/11)  
 FT Pct. (min 6 made): 1.000 (13-13), Adam Koch vs. Creighton (2/8/09)  
 Rebounds: 15, Grant Stout vs. Bradley (12/27/06) and Jordan Eglseder vs. Northern Illinois (11/09/07)  
 Assists: 9, Brooks McKowen vs. Wichita St. (01/30/07), vs. UMKC (12/09/06)  
 Steals: 6, Johnny Moran vs. Northern Colorado (11/20/11)  
 Blocked Shots: 6, Eric Coleman vs. Loyola-Chicago (12/01/07)  
 Turnovers: 7, Kwadzo Ahelegbe vs. Bradley (1/12/10)

**UNI TEAM**

Points: 99 vs. Wartburg (12/15/07)  
 Field Goals Made: 35 vs. Wartburg (12/15/07)  
 Field Goal Attempts: 71 vs. Iowa State (12/3/08)  
 Field Goal Percentage: .705 (31-44) vs. Missouri State (1/10/09)  
 3 Pt FG Made: 15 vs. Wartburg (12/20/06)  
 3 Pt FG Attempts: 32 vs. Iowa State (12/3/08)  
 3 Pt FG Percentage: .579 (11-19) vs. Wichita State (1/3/09)  
 Free Throws Made: 31 vs. Indiana State (02/27/08)  
 Free Throw Attempts: 40 vs. Southern Illinois (02/02/08)  
 Free Throw Percentage: 1.000 (16-16) vs. Evansville (1/1/10)  
 Rebounds: 50 vs. Coe (11/16/10)  
 Assists: 22 several times  
 Steals: 11 vs. Wichita State (1/3/09); vs. Northern Colorado (11/20/11); vs. Loras (12/19/11)  
 Blocked Shots: 7 several times  
 Turnovers: 21 vs. Drake (2/18/09)  
 Fouls: 26 vs. Indiana State (12/28/08)

**OPPONENT INDIVIDUAL**

Points: 32, Craig Brackins, Iowa State (12/3/08)  
 Field Goals Made: 12, Craig Brackins, Iowa State (12/3/08)  
 Field Goal Att: 23, Craig Brackins, Iowa State (12/3/08)  
 FG Pct (min 5 made): .900 (9-10) Matthew Miller, Texas Southern (11/23/08)  
 3 Pt FG Made: 7, Matthew Miller, Texas Southern (11/23/08)  
 3 Pt FG Att: 14, Osiris Eldridge, Illinois State (3/8/09)  
 3-Pt FG Pct (min 3 made): 1.000 (4-4), Brian Stafford, Denver (11/13/09)  
 Free Throws Made: 14, Colt Ryan, Evansville (1/1/12)  
 Free Throw Att: 14, Harry Marshall, Indiana State (12/28/08); Colt Ryan, Evansville (1/1/12)  
 FT Pct (min 3 made): 1.000 (14-14), Colt Ryan, Evansville (1/1/12)  
 Rebounds: 21, Papa Dia, SMU (3/21/11)  
 Assists: 10, Al Stewart, Drake (02-08-07)  
 Steals: 4, several times  
 Blocked Shots: 7, JaVale McGee, Nevada (12/22/07)  
 Turnovers: 10, Nikola Bundalo, SIU Edwardsville (12/19/11)

**OPPONENT TEAM**

Points: 85, Indiana State (12/28/08)  
 Field Goals Made: 30, Wichita State (2/12/11); Ohio (12/20/11)  
 Field Goal Attempts: 68 , Massachusetts (11/11/07)  
 Field Goal Percentage: .578 (26-45), Texas Southern (11/23/08)  
 3 Pt Field Goals Made: 14, Bradley (01/12/08)  
 3 Pt FG Attempts: 28, several times  
 3 Pt FG Percentage: .650 (13-20), Northern Colorado (11/20/11)  
 Free Throws Made: 24, Evansville (1/1/12)  
 Free Throw Attempts: 33, Creighton (2/8/09)  
 Free Throw Percentage: .947 (18-19) , Drake (02/16/08)  
 Rebounds: 45, Iowa State (12/3/08)  
 Assists: 19, Wichita State (01/30/07)  
 Steals: 10, Bradley (12/27/06)  
 Blocked Shots: 9, Nevada (12/22/07)  
 Turnovers: 25, Northern Colorado (11/20/11)  
 Fouls: 27, several times



SCORING  
(1950-2012)

Year	Player	G	Pts.	Avg.
2012	Anthony James	33	411	12.5
2011	Kwadzo Ahelegbe	34	479	14.1
2010	Adam Koch	35	408	11.7
2009	Adam Koch	34	412	12.1
2008	Eric Coleman	32	394	12.3
2007	Eric Coleman	31	406	13.1
2006	Ben Jacobson	33	467	14.2
2005	Ben Jacobson	32	572	17.9
2004	Ben Jacobson	31	433	14.0
2003	David Gruber	28	372	13.3
2002	Robbie Sieverding	29	497	17.1
2001	Joe Breakenridge	28	371	13.3
2000	Robbie Sieverding	29	472	16.3
1999	Sean Stackhouse	23	377	16.4
1998	Tony Brus	27	415	15.4
1997	Jason Daisy	28	593	21.2
1996	Jason Daisy	27	603	22.3
1995	Jason Daisy	28	412	14.7
1994	Randy Blocker	28	645	23.0
1993	Randy Blocker	27	509	18.9
1992	Dale Turner	28	386	13.8
1991	Troy Muilenburg	32	428	13.4
1990	Jason Reese	32	638	19.9
1989	Jason Reese	28	623	22.3
1988	James Parker	26	378	14.5
1987	Jason Reese	28	395	14.1
1986	Scott Plondke	26	428	16.5
1985	Randy Kraayenbrink	28	587	21.0
1984	Randy Kraayenbrink	26	481	18.5
1983	Randy Kraayenbrink	31	384	12.4
1982	Ray Storck	27	362	13.4
1981	Rod Underwood	26	348	13.4
1980	Rod Underwood	25	376	15.0
1979	Ron Lemons	29	472	16.3
1978	Ron Lemons	27	436	16.1
1977	Ron Lemons	27	426	15.8
1976	Mark Enright	20	328	16.4
1975	Bill Runchey	26	322	12.4
1974	Joe Ferguson	26	323	12.4
1973	Bill McCoy	24	454	18.9
1972	Bill McCoy	23	454	19.7
1971	Bill McCoy	26	550	21.2
1970	John Martin	25	475	19.0
1969	Ken Huelman	24	514	22.3
1968	Jerry Waugh	22	515	22.4
1967	Jerry Waugh	22	445	20.2
1966	Craig Knepe	20	395	19.8
1965	Craig Knepe	23	459	19.9
1964	Duane Josephson	27	455	16.8
1963	Duane Josephson	23	421	18.3
1962	Pete Spoden	24	485	20.3
1961	Jerry Holbrook	21	321	15.3
1960	Jerry Holbrook	23	325	14.1
1959	Jim Jackson	23	310	13.5
1958	Dennis Filliman	23	274	11.9
1957	Frank Stotts	21	320	15.2
1956	Dick Beetsch	19	262	13.8
1955	Howard Pigg	21	455	21.7
1954	Dick Beetsch	21	275	13.1
1952	Howard Pigg	23	356	15.5
1951	Dick Garth	23	359	15.6
1950	Norm Jespersen	21	393	18.7

3-POINT FGS MADE  
(1987-2012)

Year	Player	Gms	M-Att	Pct.
2012	Marc Sonnen	34	58-131	.443
2011	Johnny Moran	34	65-177	.367
2010	Ali Farokhmanesh	35	77-207	.372
2009	Ali Farokhmanesh	34	75-198	.379
2008	Adam Viet	29	43-97	.443
2007	Adam Viet	30	40-95	.421
2006	Ben Jacobson	33	58-177	.328
2005	Ben Jacobson	32	71-157	.452
2004	Matt Schneiderman	31	56-146	.384
2003	Matt Schneiderman	28	55-145	.379
2002	Erik Smith	29	79-208	.380
2001	Martin Coon	31	57-156	.365
2000	Robbie Sieverding	29	52-151	.344
1999	Robbie Sieverding	27	68-152	.447
1998	Darian DeVries	27	69-157	.440
1997	Darian DeVries	28	40-103	.388
1996	Jason Daisy	27	68-162	.420
1995	Darian DeVries	26	25-65	.385
1994	Cam Johnson	28	73-189	.386
1993	Cam Johnson	26	29-53	.547
1992	Louis Armstrong	26	41-116	.354
1991	Maurice Newby	31	56-156	.359
1990	Troy Muilenburg	32	49-131	.374
1989	Nick Nurse	28	61-139	.439
1988	Nick Nurse	28	72-145	.497
1987	Nick Nurse	28	37-79	.468

ASSISTS  
(1973-2012)

Year	Player	Gms	Asts	Avg.
2012	Jake Koch	33	90	2.7
2011	Kwadzo Ahelegbe	34	102	3.0
2010	Kwadzo Ahelegbe	35	97	2.8
2009	Kwadzo Ahelegbe	34	106	3.1
2008	Jared Josten	32	65	2.0
2007	Brooks McKowen	31	179	5.8
2006	Ben Jacobson	33	124	3.8
2005	Chris Foster	32	92	2.9
2004	Erik Crawford	31	83	2.7
	Brooks McKowen	31	83	2.7
2003	Chris Foster	27	118	4.4
2002	Robbie Sieverding	29	92	3.2
2001	Andy Woodley	27	119	4.4
2000	Andy Woodley	9	33	3.5
	Robbie Sieverding	29	98	3.4
1999	Robbie Sieverding	27	74	2.7
1998	Darian DeVries	27	84	3.1
1997	Darian DeVries	28	90	3.2
1996	Brian Carpenter	27	93	3.4
1995	Sredrick Robinson	28	82	2.9
1994	Brian Carpenter	29	89	3.1
1993	Ed Madlock	27	66	2.4
1992	Dale Turner	28	94	3.4
1991	Dale Turner	29	146	5.0
1990	Dale Turner	32	152	4.8
1989	Dale Turner	28	128	4.6
1988	Nick Nurse	28	99	3.5
1987	Nick Nurse	28	94	3.4
1986	Randy Kraayenbrink	27	70	2.6
1985	Rob Williams	28	118	4.2
1984	Rob Williams	28	144	5.1
1983	Brent Carmichael	31	126	4.1
1982	Brent Carmichael	27	83	3.1
1981	Rod Underwood	26	82	3.2
1980	Jay Imhoff	24	140	5.8
1979	Mike Kemp	29	88	3.0
1978	Mark Long	27	114	4.2
1977	Mark Long	27	99	3.7
1976	Mark Long	25	89	3.6

1975	Joe Ferguson	26	86	3.3
1974	Joe Ferguson	26	88	3.4
1973	Joe Ferguson	24	81	3.4

REBOUNDS  
(1954-2011)

Year	Player	Gms	Reb	Avg.
2012	Seth Tuttle	34	190	5.6
2011	Lucas O'Rear	23	130	5.7
2010	Jordan Eglseder	32	230	7.2
2009	Jordan Eglseder	34	219	6.4
2008	Eric Coleman	32	281	8.8
2007	Eric Coleman	31	281	9.1
2006	Grant Stout	33	294	8.9
2005	Grant Stout	32	245	7.7
2004	David Gruber	31	213	6.9
2003	Matt Schneiderman	28	212	7.6
2002	David Gruber	29	209	7.2
2001	Joe Breakenridge	28	294	10.5
2000	Joe Breakenridge	29	233	8.0
1999	Joe Breakenridge	27	221	8.2
1998	Chris Burdine	25	178	7.1
1997	Chris Burdine	28	139	5.0
1996	Brian Heying	27	147	5.5
1995	Jon Ellis	28	154	5.5
1994	Randy Blocker	28	215	7.7
1993	Randy Blocker	27	195	7.2
1992	Cedrick McCullough	26	120	4.6
1991	Troy Muilenburg	32	261	8.2
1990	Jason Reese	32	259	8.1
1989	Jason Reese	28	199	7.1
1988	James Parker	26	147	5.7
1987	Greg McDermott	28	179	6.4
1986	Scott Plondke	26	169	6.5
1985	Scott Stafford	28	244	8.7
1984	Scott Stafford	28	191	6.8
1983	Brent Carmichael	31	151	4.9
1982	Jay Block	27	151	5.6
1981	Bill Jones	26	150	5.8
1980	Bill Jones	25	155	6.2
1979	Ron Lemons	29	247	8.5
1978	Ron Lemons	27	210	7.8
1977	Ron Lemons	27	223	8.3
1976	Mark Enright	20	210	10.5
1975	Bill Runchey	26	186	7.2
1974	Bill Runchey	26	169	6.5
1973	Darrell Timion	23	183	7.9
1972	Randy Beilke	23	178	7.7
1971	Darrell Timion	26	223	8.6
1970	John Martin	25	253	10.1
1969	Ken Huelman	24	289	12.6
1968	Ken Huelman	22	261	11.9
1967	Ken Huelman	22	268	12.8
1966	Craig Knepe	20	211	10.6
1965	Craig Knepe	27	240	8.6
1964	Craig Knepe	27	234	8.6
1963	Dick Savage	23	174	7.6
1962	Pete Spoden	24	357	14.9
1961	Pete Spoden	21	365	17.4
1960	Jim Jackson	23	392	17.0
1959	Jim Jackson	23	418	18.2
1958	Clark McCleary	23	219	9.5
1957	Clark McCleary	22	219	10.0
1956	Del Nicklaus	19	282	14.8
1955	Ray Nissen	22	255	11.6
1954	Lou Paulsen	20	147	7.3



STEALS

(1980-2012)

Year	Player	Gms	Stls	Avg.
2012	Johnny Moran	34	43	1.3
2011	Johnny Moran	34	33	0.9
2010	Johnny Moran	33	35	1.1
2009	Johnny Moran	34	41	1.2
2008	Adam Koch	32	21	0.7
2007	Brooks McKowen	31	34	1.1
2006	Ben Jacobson	33	51	1.5
2005	Ben Jacobson	32	33	1.0
	Grant Stout	32	33	1.0
2004	Ben Jacobson	31	33	1.0
2003	Ben Jacobson	28	36	1.3
2002	Chris Foster	29	44	1.5
2001	Andy Woodley	27	80	3.0
2000	Andy Woodley	9	17	1.9
	Robbie Sieverding	29	38	1.3
1999	Terry Cress	14	12	1.6
1998	Tony Brus	27	35	1.3
1997	Jason Daisy	28	49	1.8
1996	Brian Carpenter	27	54	2.0
1995	Jason Daisy	28	43	1.5
1994	Randy Blocker	28	49	1.8
1993	Cam Johnson	26	58	2.2
1992	Dale Turner	28	40	1.4
1991	Troy Muilenburg	32	44	1.4
1990	Dale Turner	32	34	1.1
1989	Nick Nurse	28	35	1.3
1988	Nick Nurse	28	53	1.9
1987	Nick Nurse	28	47	1.7
1986	Rob Williams	27	37	1.4
1985	Rob Williams	28	48	1.7
1984	Rob Williams	28	42	1.5
1983	Brent Carmichael	31	100	3.2
1982	Brent Carmichael	27	80	3.0
1981	Jay Block	27	27	1.0
1980	Jay Imhoff	24	39	1.6

BLOCKED SHOTS

(1980-2012)

Year	Player	Gms	BS	Avg.
2012	Jake Koch	33	35	1.1
2011	Jake Koch	34	30	0.9
2010	Jordan Eglseder	32	30	0.9
2009	Jordan Eglseder	34	44	1.3
2008	Eric Coleman	32	43	1.3
2007	Grant Stout	31	50	1.6
2006	Grant Stout	33	80	2.4
2005	Grant Stout	32	75	2.3
2004	Grant Stout	31	17	0.5
2003	Jon Godfread	25	16	0.6
2002	Octav Morariu	25	12	0.5
2001	Octav Morariu	25	15	0.6
2000	Cory Jenkins	29	17	0.6
1999	Joe Breakenridge	27	12	0.5
	Cory Jenkins	19	10	0.5
1998	Sean Hawkins	27	31	1.2
1997	Sean Hawkins	27	30	1.1
1996	Sean Hawkins	24	33	1.4
1995	Jason Sims	28	43	1.5
1994	Randy Blocker	28	29	1.0
	Jason Sims	29	29	1.0
1993	Brian Jones	26	14	1.9
1992	Troy Vaughn	26	15	0.6
	Terry Merfeld	16	15	0.9
1991	Nick Pace	28	12	0.4
1990	Steve Phyfe	31	26	0.8
1989	Steve Phyfe	28	25	0.9
1988	Steve Phyfe	28	15	0.5
1987	Greg McDermott	28	23	0.8
1986	Greg McDermott	27	13	0.5

1985	Scott Stafford	28	34	1.2
1984	Scott Stafford	28	51	1.8
1983	Ray Storck	31	36	1.2
1982	Herbert King	27	26	1.0
1981	Bill Jones	26	18	0.7
1980	Bill Jones	25	28	1.1

FG PERCENTAGE (1950-2012)

Year	Player	Gms	FG-FGA	Pct.
2012	Seth Tuttle	34	118-181	.652
2011	Lucas O'Rear	34	60-107	.561
2010	Lucas O'Rear	35	54-98	.551
2009	Lucas O'Rear	30	56-91	.615
2008	Eric Coleman	32	135-245	.551
2007	Eric Coleman	31	154-287	.537
2006	Eric Coleman	33	152-263	.578
2005	Eric Coleman	32	145-253	.573
2004	David Gruber	31	136-232	.586
2003	David Gruber	28	141-231	.610
2002	David Gruber	29	144-236	.610
2001	Joe Breakenridge	28	150-258	.581
2000	Cory Jenkins	29	102-177	.576
1999	Joe Breakenridge	27	107-195	.549
1998	Chris Burdine	25	96-218	.440
1997	Chris Burdine	28	96-190	.505
1996	Jason Sims	23	64-116	.552
1995	Jason Sims	28	121-188	.644
1994	Jason Sims	29	60-103	.583
1993	Randy Blocker	27	201-393	.512
1992	Jon Ellis	28	49-98	.500
1991	Cedrick McCullough	32	154-306	.503
1990	Steve Phyfe	31	108-182	.593
1989	Steve Phyfe	28	161-265	.608
1988	Greg McDermott	28	117-194	.603
1987	Greg McDermott	28	148-248	.597
1986	Greg McDermott	27	96-165	.582
1985	Nathan Harris	18	54-96	.563
1984	Jay Block	28	92-163	.564
1983	Jay Block	31	83-159	.522
1982	Ray Storck	27	147-273	.538
1981	Steve Peters	26	97-191	.508
1980	Ray Storck	22	30-48	.625
1979	Ron Lemons	29	196-335	.585
1978	Ron Lemons	27	191-351	.544
1977	Ron Lemons	27	185-386	.519
1976	Randy Podhaski	26	88-174	.505
1975	Randy Podhaski	26	122-240	.508
1974	Randy Podhaski	19	43-77	.558
1973	Randy Beilke	24	89-175	.505
1972	Randy Beilke	23	103-198	.520
1971	Brian Bestul	25	115-238	.483
1970	Bill McCoy	24	87-186	.467
1969	Ken Huelman	24	187-334	.560
1968	Ken Huelman	22	139-280	.496
1967	Jerry Vaughn	22	178-342	.520
1966	Phil Johnson	20	100-207	.483
1965	Craig Knepp	23	177-324	.546
1964	Ron Jessen	27	124-248	.500
1963	Dick Lowe	22	53-110	.482
1962	Jerry Holbrook	24	134-283	.473
1961	Ed Watt	21	53-104	.509
1960	Jerry Holbrook	23	119-277	.430
1959	Jim Jackson	23	115-268	.429
1958	Gary Mohl	19	25-59	.424
1957	Dennis Filliman	21	57-132	.432
1956	Dick Strub	18	20-42	.476
1955	Ray Nissen	22	125-242	.517
1954	Lou Paulsen	20	58-151	.384
1952	Howard Pigg	23	134-355	.378
1951	Bill Peterson	23	100-293	.341
1950	Walt Kochneff	21	116-291	.399

FT PERCENTAGE

(1950-2012)

Year	Player	Gms	FT-FTA	Pct.
2012	Jake Koch	33	82-104	.788
2011	Jake Koch	34	103-124	.831
2010	Adam Koch	35	137-164	.835
2009	Travis Brown	34	38-45	.844
2008	Jared Josten	32	69-81	.852
2007	Jared Josten	31	43-50	.860
2006	Travis Brown	28	19-22	.864
2005	Ben Jacobson	32	79-98	.806
2004	Matt Schneiderman	31	36-42	.857
2003	John Little	28	28-37	.757
2002	Robbie Sieverding	29	168-195	.862
2001	Andy Woodley	27	18-23	.783
2000	Robbie Sieverding	29	154-183	.842
1999	Joe Breakenridge	27	93-111	.838
1998	Darian DeVries	27	67-86	.779
1997	Darian DeVries	28	101-124	.815
1996	Darian DeVries	27	90-104	.865
1995	Darian DeVries	26	44-53	.830
1994	Sean Rice	25	20-24	.833
1993	Cam Johnson	26	75-101	.743
1992	Dale Turner	28	104-119	.874
1991	Maurice Newby	31	29-33	.879
1990	Maurice Newby	32	21-23	.913
1989	Scott Socha	28	25-30	.833
1988	Mike Bailey	28	29-33	.879
1987	Kirk Francis	27	25-28	.983
1986	Nick Nurse	27	17-20	.850
1985	Scott Stafford	28	96-120	.800
1984	Randy Kraayenbrink	26	115-141	.816
1983	Randy Kraayenbrink	31	58-77	.753
1982	Ray Storck	27	68-86	.791
1981	Rod Underwood	26	58-67	.866
1980	Mike Clark	25	28-32	.875
1979	Ron Lemons	29	80-100	.800
1978	Phil Rilett	25	16-21	.761
1977	Mark Long	27	55-68	.808
1976	Mark Welsh	26	82-106	.773
1975	Joe Ferguson	26	55-67	.821
1974	Bill Barnhouse	20	15-16	.938
1973	Bill McCoy	24	140-175	.800
1972	Randy Beilke	23	51-66	.773
1971	Bill McCoy	26	212-274	.774
1970	Don Anderson	25	35-47	.745
1969	Darrell Jesse	24	76-100	.760
1968	Don Anderson	17	12-13	.923
1967	Jerry Vaughn	22	99-130	.735
1966	Gene Fuelling	19	46-58	.793
1965	Ron Jessen	23	131-167	.784
1964	Craig Knepp	27	88-116	.758
1963	Duane Josephson	23	97-121	.802
1962	Jerry Holbrook	24	131-166	.789
1961	Larry Timion	19	16-21	.762
1960	Jerry Holbrook	23	87-118	.737
1959	Jack Mully	19	22-27	.815
1958	Frank Stotts	20	72-104	.692
1957	Dennis Filliman	21	59-76	.776
1956	Ray Nissen	18	80-107	.748
1955	Howard Pigg	21	137-172	.797
1954	Ken Nichols	17	24-32	.750
1952	Howard Pigg	23	88-129	.682
1951	Howard Pigg	23	58-81	.716
1950	Willard Gisel	19	29-38	.763



UNI IN THE MVC TOURNAMENT

Year	Seed	W-L	Season
1992	7	0-1	10-18
1993	6	0-1	12-15
1994	5	2-1	16-13
1995	T9	DNQ	8-20
1996	T7	0-1	14-13
1997	T4	1-1	16-12
1998	9	0-1	10-17
1999	T8	0-1	9-18
2000	7	0-1	14-15
2001	10	1-1	7-24
2002	7	1-1	14-15
2003	7	0-1	11-17
2004	2	3-0	21-10
2005	4	0-1	21-11
2006	5	1-1	23-10
2007	5	0-1	18-13
2008	5	1-1	18-14
2009	1	3-0	23-11
2010	1	3-0	30-5
2011	4	0-1	20-14
2012	5	0-1	20-14

Versus	W-L
Bradley	2-2
Creighton	0-2
Drake	2-2
Evansville	2-0
Illinois State	3-5
Indiana State	1-1
Southern Illinois	1-3
Missouri State	2-1
Tulsa	1-0
Wichita State	2-1

MISSOURI VALLEY CONFERENCE POST-SEASON HISTORY

UNI has competed in 20 Missouri Valley Conference post-season tournaments since joining the league in the 1991-92 season. The Panthers advanced to the title game in 1994, 2004 2009 and 2010. UNI won the tournament championship in 2004, 2009 and 2010.

March 7, 1992  
MVC First Round  
St. Louis, Mo.  
Illinois State 70, UNI 58

UNI	FG-FGA	FT-FTA	Reb	PF	TP
Jon Ellis	0-2	0-0	5	4	0
Cedrick McCullough	5-12	1-2	7	2	11
Terry Merfeld	0-0	1-2	1	0	1
Dale Turner	6-15	0-0	2	3	13
Cam Johnson	6-10	0-0	1	4	12
Sean Rice	6-13	0-0	2	4	12
Brian Jones	1-1	0-0	0	0	3
Troy Vaughn	0-2	0-2	0	3	0
Louis Armstrong	0-6	0-0	2	0	0
Brian Carpenter	1-1	2-2	2	1	4
David Butler	0-0	0-0	2	0	0
Ed Madlock	1-2	0-0	0	2	2
John Holterhaus	0-0	0-0	0	0	0
Nick Pace	0-0	0-1	0	0	0
Team			5		
Totals	26-64	4-9	29	23	58

ILSU	FG-FGA	FT-FTA	Reb	PF	TP
Steve Fitch	2-5	0-0	1	1	4
Scott Taylor	0-0	2-2	2	2	2
Scott Fowler	6-6	8-8	6	2	20
Richard Thomas	5-7	4-5	2	3	16
Todd Wehmhener	0-3	4-6	6	2	4
Mike VandeGarde	4-8	6-7	6	4	14
Chad Altadonna	2-2	0-0	2	2	4
Brian Kern	3-5	0-0	0	0	6
Charles Barnes	0-0	0-0	1	0	0
Todd Kagel	0-2	0-0	0	0	0
Elvin Florez	0-1	0-0	0	0	0
Team			6		
Totals	22-39	24-28	31	16	70

March 6, 1993  
MVC First Round  
St. Louis, Mo.  
Drake 63, UNI 59

UNI	FG-FGA	FT-FTA	Reb	PF	TP
Randy Blocker	9-23	0-0	8	1	18
Warren Vandeven	0-0	0-0	0	2	0
Greg Hammar	4-7	0-1	6	4	8
Brian Carpenter	2-5	6-7	4	3	10
Cam Johnson	5-8	7-10	3	2	20
Ed Madlock	0-1	0-0	1	1	0
Brian Jones	1-2	0-0	2	1	3
Terry Merfeld	0-2	0-0	2	1	0
Jason Daisy	0-2	0-0	1	0	0
Jon Ellis	0-0	0-0	1	2	0
Team			2		
Totals	21-50	13-18	30	17	59

DU	FG-FGA	FT-FTA	Reb	PF	TP
Darrin Dafney	5-12	1-2	5	2	13
William Celestine	4-4	6-8	6	1	14
Khary Stanley	3-5	1-2	10	2	7
Clayton Allen	0-2	0-0	0	2	0
Curt Smith	6-16	4-4	4	3	16
Ray Slater	1-2	0-0	2	2	2
Jeff Allen	2-6	4-4	1	2	9
Alexsandar Surla	0-0	0-0	0	0	0
Marvin King	0-0	0-0	0	1	0
Brett Sherrill	1-3	0-0	2	1	2
Team			2		
Totals	22-50	16-20	32	16	63

March 5, 1994  
MVC First Round  
St. Louis, Mo.  
UNI 84, Illinois State 70

UNI	FG-FGA	FT-FTA	Reb	PF	TP
Brian Jones	2-5	2-2	4	2	7
Randy Blocker	11-22	8-10	9	2	30
Jason Sims	0-0	0-0	1	4	0
Brian Carpenter	4-7	2-2	4	2	12
Cam Johnson	10-24	0-0	0	1	23
Ed Madlock	1-2	3-4	4	3	5
Jon Ellis	0-0	1-2	2	3	1
John Holterhaus	1-2	2-2	2	3	4
Sean Rice	0-0	2-2	3	1	2
Seth Anderson	0-0	0-0	0	0	0
Terry Merfeld	0-0	0-0	0	0	0
Team			1		
Totals	29-62	20-24	30	21	84

ILSU	FG-FGA	FT-FTA	Reb	PF	TP
Scott Taylor	4-5	0-3	3	2	8
Mike VandeGarde	5-7	7-11	5	2	17
Thomas Hunter	3-7	4-6	7	2	10
David Cason	6-11	1-1	6	4	13
Todd Wemhoener	1-3	2-2	3	5	4
Chad Altadonna	4-4	0-0	2	0	10
Charles Barnes	2-5	0-0	1	1	6
Jon Litwiller	1-1	0-0	1	2	2
Brian Kern	0-2	0-0	1	0	0
Greg Hill	0-0	0-0	0	0	0
Antonio Cooper	0-3	0-0	1	3	0
Ryan Weichman	0-0	0-0	0	0	0
Jay Phifer	0-0	0-0	0	0	0
Andy Porter	0-0	0-0	0	0	0
Team			2		
Totals	26-48	14-23	32	21	70

March 6, 1994  
MVC Semifinals  
St. Louis, Mo.  
UNI 79, Tulsa 73

UNI	FG-FGA	FT-FTA	Reb	PF	TP
Brian Jones	1-6	7-8	7	4	9
Randy Blocker	9-19	3-3	6	4	24
Jason Sims	0-1	2-2	4	2	2
Brian Carpenter	2-4	4-4	2	1	8
Cam Johnson	11-20	6-8	4	4	31
Ed Madlock	1-1	1-4	1	2	3
John Holterhaus	0-1	0-2	4	3	0
Terry Merfeld	1-1	0-0	2	0	2
Team			4		
Totals	25-53	23-31	36	21	79

TU	FG-FGA	FT-FTA	Reb	PF	TP
Shea Seals	5-11	0-0	9	2	12
Gary Collier	13-21	5-7	6	3	35
J.R. Rollo	3-8	1-3	4	3	7
Alvin Williamson	1-4	2-2	4	2	5
Lou Dawkins	3-8	1-1	4	4	7
Kevin Grawler	1-2	0-0	1	1	2
Kwanza Johnson	2-6	1-3	3	4	5
Craig Hernadi	0-0	0-0	0	1	0
Rafael Maldonado	0-0	0-1	4	3	0
DeWayne Bonner	0-1	0-0	0	0	0
Jay Malham	0-0	0-0	0	1	0
Team			0		
Totals	28-61	10-17	35	24	73

March 7, 1994  
MVC Championship  
St. Louis, Mo.  
Southern Illinois 77, UNI 74

UNI	FG-FGA	FT-FTA	Reb	PF	TP
Brian Jones	4-8	0-0	8	3	9
Randy Blocker	7-21	3-3	6	3	18
Jason Sims	4-6	2-2	3	5	10
Brian Carpenter	3-5	3-5	5	3	9
Cam Johnson	8-19	7-9	2	4	25
Ed Madlock	0-0	0-0	0	0	0
John Holterhaus	1-1	1-2	6	0	3
Jon Ellis	0-0	0-0	1	1	0
Terry Merfeld	0-0	0-0	0	0	0
Team			2		
<b>Totals</b>	<b>27-60</b>	<b>16-21</b>	<b>33</b>	<b>19</b>	<b>74</b>

SIU	FG-FGA	FT-FTA	Reb	PF	TP
Marcus Timmons	5-7	4-6	11	2	14
Chris Carr	7-12	5-5	8	4	20
Mirko Pavlovic	6-10	1-4	2	3	15
Chris Lowery	4-12	3-4	5	2	12
Paul Lusk	5-13	3-5	2	3	14
Scott Burzynski	1-2	0-0	0	1	2
Ian Stewart	0-0	0-0	1	1	0
Marcus Patterson	0-1	0-0	0	0	0
Patrick Greathouse	0-0	0-0	0	1	0
Team			5		
<b>Totals</b>	<b>28-57</b>	<b>16-24</b>	<b>34</b>	<b>17</b>	<b>77</b>

March 2, 1996  
MVC First Round  
St. Louis, Mo.  
Illinois State 64, UNI 58

UNI	FG-FGA	FT-FTA	Reb	PF	TP
Jason Daisy	5-11	2-3	8	2	14
Brian Heying	2-4	3-4	4	4	7
Jason Sims	2-7	2-3	6	3	6
Darian DeVries	6-10	0-0	2	5	17
Brian Carpenter	1-7	0-0	3	3	3
Munib Dzuho	0-0	0-0	0	0	0
Seth Anderson	0-0	0-0	0	1	0
Tony Brus	2-8	2-2	4	2	7
Sean Hawkins	2-3	0-0	2	3	4
Warren Vandeven	0-1	0-0	1	2	0
<b>Totals</b>	<b>20-51</b>	<b>9-12</b>	<b>32</b>	<b>25</b>	<b>58</b>

ISU	FG-FGA	FT-FTA	Reb	PF	TP
Kenny Wright	4-5	1-5	1	4	9
Dan Muller	1-7	4-7	6	2	7
LeRoy Watkins	0-1	1-2	4	3	1
Maurice Trotter	5-8	4-6	4	3	18
Jamar Smiley	5-13	3-4	7	1	13
Kenneth Pierson	0-2	0-0	0	1	0
Kyle Cartmill	0-1	2-2	3	0	2
Antonio Cooper	0-3	0-0	1	0	0
Rob Gibbons	1-3	0-0	0	0	2
Rico Hill	5-8	2-2	7	3	12
<b>Totals</b>	<b>21-50</b>	<b>17-28</b>	<b>38</b>	<b>17</b>	<b>64</b>

March 1, 1997  
MVC First Round  
St. Louis, Mo.  
UNI 73, Evansville 65

UNI	FG-FGA	FT-FTA	Reb	PF	TP
Chris Quinn	0-2	0-0	6	2	0
Chris Hollender	10-18	4-4	5	1	26
Jeff Layden	3-6	0-0	2	1	6
Marcus Wilson	3-13	2-3	5	2	10
Stuart Sullivan	2-6	2-2	1	4	7
Emi Morales	1-3	0-0	2	2	2
Kareem Richardson	1-4	0-0	0	2	3
Curt Begle	3-5	3-4	3	1	11
<b>Totals</b>	<b>23-57</b>	<b>11-13</b>	<b>28</b>	<b>15</b>	<b>65</b>

UNI	FG-FGA	FT-FTA	Reb	PF	TP
Brian Heying	2-9	0-0	8	1	5
Cory Jenkins	2-4	0-0	7	1	4
Sean Hawkins	2-4	0-0	1	3	4
Terry Cress	1-1	0-0	1	0	3
Jason Daisy	7-10	9-10	2	0	24
Darian DeVries	4-5	3-4	3	1	14
Tony Brus	3-10	1-2	6	1	9
Burt Lappe	0-2	2-2	1	2	2
Chris Burdine	4-9	0-0	7	1	8
Warren Vandeven	0-0	0-0	0	3	0
<b>Totals</b>	<b>25-54</b>	<b>15-18</b>	<b>38</b>	<b>13</b>	<b>73</b>

March 2, 1997  
MVC Semifinals  
St. Louis, Mo.  
Illinois State 69, UNI 65

UNI	FG-FGA	FT-FTA	Reb	PF	TP
Brian Heying	3-6	0-0	4	2	6
Cory Jenkins	0-1	0-0	2	1	0
Sean Hawkins	3-4	1-1	3	3	7
Darian DeVries	4-14	4-4	4	3	14
Jason Daisy	6-18	8-12	11	2	20
Terry Cress	2-4	2-3	2	3	7
Tony Brus	1-5	2-4	5	4	4
Burt Lappe	0-1	0-0	2	2	0
Chris Burdine	3-7	1-2	7	1	7
Warren Vandeven	0-0	0-0	0	0	0
<b>Totals</b>	<b>22-60</b>	<b>18-26</b>	<b>47</b>	<b>21</b>	<b>65</b>

ISU	FG-FGA	FT-FTA	Reb	PF	TP
Rico Hill	12-21	5-8	7	4	29
Dan Muller	2-7	4-4	3	4	10
LeRoy Watkins	2-4	0-0	6	3	4
Skipp Schaeffbauer	1-8	1-2	4	3	4
Jamar Smiley	3-9	3-6	3	2	10
Steve Hansell	1-3	2-2	2	3	5
Kenneth Pierson	0-1	0-0	1	1	0
Kyle Cartmill	1-3	0-0	2	3	2
Rob Gibbons	2-3	1-3	1	3	5
<b>Totals</b>	<b>24-59</b>	<b>16-25</b>	<b>35</b>	<b>26</b>	<b>69</b>

February 27, 1998  
MVC First Round  
St. Louis, Mo.  
Southern Illinois 91, UNI 72

UNI	FG-FGA	FT-FTA	Reb	PF	TP
Brian Heying	3-9	0-0	5	1	7
Cory Jenkins	5-11	0-0	6	3	12
Sean Hawkins	3-5	0-0	2	0	6
Darian DeVries	4-10	0-0	2	1	12
Tony Brus	3-12	7-10	2	4	13
Terry Cress	0-2	0-0	1	0	0
Burt Lappe	2-4	0-0	1	5	5
TyJuan Finley	2-7	0-0	3	1	4
Chris Burdine	4-6	0-0	7	3	9
Tyler Peterson	2-2	0-0	1	2	4
Team			4		
<b>Totals</b>	<b>28-68</b>	<b>7-10</b>	<b>34</b>	<b>20</b>	<b>72</b>

SIU	FG-FGA	FT-FTA	Reb	PF	TP
Rashad Tucker	9-11	5-5	10	4	24
Chris Thunell	4-11	2-4	10	1	11
Derrick Tilmon	4-6	1-3	9	1	9
Shane Hawkins	7-11	0-0	2	1	20
Monte Jenkins	5-10	2-2	2	4	15
Randle Kuehner	0-1	0-0	0	0	0
Joshua Cross	0-4	0-2	1	2	0
Lance Brown	1-1	0-1	1	0	3
James Watts	1-1	0-0	0	1	2
Ryan Hammer	0-1	0-0	0	0	0
Andy Scott	0-0	0-0	0	0	0
James Jackson	2-3	0-0	2	0	4
Chris Wright	1-1	0-0	0	0	3
Nikos Topouzis	0-0	0-0	0	0	0
Abel Schrader	0-2	0-0	0	0	0
Team			3		
<b>Totals</b>	<b>34-63</b>	<b>10-17</b>	<b>40</b>	<b>14</b>	<b>91</b>

February 26, 1999  
MVC Play-In  
St. Louis, Mo.  
Wichita State 74, UNI 72 OT

WSU	FG-FGA	FT-FTA	Reb	PF	TP
Darrin Williams	5-7	6-10	10	3	17
Jason Perez	5-8	8-10	3	4	18
Troy Mack	5-9	1-2	9	3	11
Carl Lemons	2-6	0-0	1	5	4
Maurice Evans	5-16	2-2	4	2	14
Jay Lewis	0-1	0-0	0	5	0
Terrell Benton	1-5	1-2	5	1	3
Craig Steven	1-1	0-0	2	3	3
Luke Utting	0-0	0-0	0	0	0
James Bunch	2-3	0-0	2	1	4
Team			1		
<b>Totals</b>	<b>26-56</b>	<b>18-26</b>	<b>37</b>	<b>27</b>	<b>74</b>

UNI	FG-FGA	FT-FTA	Reb	PF	TP
Tony Brus	7-10	7-13	4	3	23
Joe Breakenridge	1-5	5-6	12	2	7
Cory Jenkins	5-9	1-2	4	5	11
Andy Woodley	1-3	1-2	2	3	3
Robbie Sieverding	5-20	5-6	7	2	15
Sean Stackhouse	2-7	2-2	1	5	8
Aaron Middendorf	1-4	2-3	2	2	5
Tyler Peterson	0-0	0-0	1	0	0
Team			3		
<b>Totals</b>	<b>22-58</b>	<b>23-34</b>	<b>36</b>	<b>22</b>	<b>72</b>

March 3, 2000  
MVC Play-In Round  
St. Louis, Mo.  
Drake 58, UNI 57

DU	FG-FGA	FT-FTA	Reb	PF	TP
Dontay Harris	4-9	6-6	6	1	14
Joey Gaw	2-6	1-1	4	1	5
Aaron Deeter	5-9	0-0	9	5	11
Matt Woodley	5-12	1-3	6	3	16
Lemont Evans	5-10	0-0	2	1	11
Aaron Thomas	0-0	0-0	0	0	0
Andrew Pleick	0-2	1-2	1	3	1
Greg Danielson	0-6	0-0	2	3	0
Team			4		
Totals	21-54	9-12	34	17	58

UNI	FG-FGA	FT-FTA	Reb	PF	TP
Joe Breakenridge	3-6	4-4	10	2	10
Aaron Middendorf	2-7	0-4	0	3	5
Cory Jenkins	3-4	2-3	6	3	8
Kelvin Hill	2-7	1-2	3	5	5
Robbie Sieverding	9-13	1-2	2	2	24
Martin Coon	1-3	0-0	1	0	3
Derek Paben	0-2	0-0	2	0	0
Tyler Peterson	1-3	0-0	2	2	2
Team			4		
Totals	21-45	8-15	30	17	57

March 2, 2001  
MVC First Round  
St. Louis, Mo.  
UNI 59, Drake 53

UNI	FG-FGA	FT-FTA	Reb	PF	TP
Aaron Middendorf	6-13	0-0	5	3	15
Corey Hill	1-8	0-0	2	3	2
Joe Breakenridge	3-7	10-11	14	3	16
Andy Woodley	4-8	0-0	4	5	10
Erik Smith	2-8	0-0	1	0	6
Martin Coon	4-6	1-3	0	2	10
Adam Wilde	0-0	0-0	2	0	0
Totals	20-50	11-14	29	16	59

DU	FG-FGA	FT-FTA	Reb	PF	TP
Andry Sola	4-8	1-4	6	2	9
Joey Gaw	2-6	0-0	6	4	5
Greg Danielson	5-11	1-2	13	2	11
Aaron Thomas	0-1	0-0	3	4	0
Luke McDonald	6-15	1-1	2	1	16
Justin Ohl	0-4	0-0	6	0	0
Aaron Knight	4-13	2-2	2	3	12
Totals	21-58	5-9	41	16	53

March 3, 2001  
MVC Quarterfinals  
St. Louis, Mo.  
Bradley 59, UNI 56

UNI	FG-FGA	FT-FTA	Reb	PF	TP
Aaron Middendorf	4-15	5-6	9	4	15
Corey Hill	2-4	5-8	5	4	10
Joe Breakenridge	2-7	0-0	3	4	4
Andy Woodley	1-4	0-0	1	5	2
Erik Smith	4-9	0-0	1	4	10
Martin Coon	3-8	0-0	1	1	7
Octav Morariu	1-5	4-4	5	3	6
Adam Wilde	1-2	0-0	3	4	2
Blake Anderson	0-0	0-0	0	0	0
Totals	18-54	14-18	32	29	56

BU	FG-FGA	FT-FTA	Reb	PF	TP
Eddie Cage	1-9	1-3	8	2	3
Jerome Robinson	5-12	4-5	8	2	16
Jeffrey Rabey	3-6	0-0	5	4	6
Marcello Robinson	3-4	8-8	4	0	15
Phillip Gilbert	3-12	8-9	6	3	14
James Gillingham	0-0	2-2	0	2	2
Reggie Hall	0-0	3-4	4	1	3
Andre Corbitt	0-3	0-0	2	3	0
Jason Faulknor	0-0	0-0	0	0	0
Totals	15-46	26-31	41	17	59

March 1, 2002  
MVC Play-In Round  
St. Louis, Mo.  
UNI 78, Evansville 75

UE	FG-FGA	FT-FTA	Reb	PF	TP
Ian Hanavan	6-19	3-4	8	4	16
Tobias Brinkley	3-10	3-4	6	4	11
Faruk Mujezinovic	3-4	0-0	2	2	6
Drew Gore	3-5	0-0	3	1	9
Mark Allaria	4-6	0-0	3	2	10
Eric Ottens	0-0	0-0	0	0	0
Tim Long	2-6	4-4	2	4	10
Larry Ferguson	5-7	2-2	1	2	13
Dan Lytle	0-1	0-0	0	0	0
Totals	26-58	12-14	26	19	75

UNI	FG-FGA	FT-FTA	Reb	PF	TP
Erik Smith	4-9	2-4	4	3	14
Aaron Middendorf	3-6	4-6	8	4	11
David Gruber	8-9	3-3	8	3	19
Robbie Sieverding	5-10	6-7	6	0	16
Chris Foster	6-14	2-2	4	1	14
Matt Bennett	1-3	0-0	2	0	2
Trey Austin	0-1	0-0	0	0	0
Andy Woodley	0-1	0-0	0	1	0
Octav Morariu	1-1	0-0	0	2	2
Blake Anderson	0-0	0-0	0	0	0
Totals	28-54	17-22	36	24	78

March 2, 2002  
MVC Quarterfinals  
St. Louis, Mo.  
Creighton 80, UNI 65

UNI	FG-FGA	FT-FTA	Reb	PF	TP
Erik Smith	0-7	0-0	0	5	0
Aaron Middendorf	3-6	4-4	2	5	12
David Gruber	6-10	1-4	7	2	13
Robbie Sieverding	4-10	5-6	5	1	15
Chris Foster	4-12	4-4	2	2	14
Matt Bennett	1-6	2-2	1	0	5
Trey Austin	0-0	0-0	2	0	0
Andy Woodley	0-1	0-0	1	5	0
Octav Morariu	0-3	0-0	1	2	0
Josh Wright	0-0	0-0	0	0	0
Ryan Paulsen	2-2	0-0	0	0	6
Blake Anderson	0-0	0-0	0	0	0
Totals	20-56	16-20	23	22	65

CU	FG-FGA	FT-FTA	Reb	PF	TP
Michael Lindeman	2-2	2-2	2	0	6
Kyle Korver	1-3	3-4	7	0	6
Brody Deren	7-13	3-4	8	3	17
Larry House	3-6	0-0	2	0	6
Tyler McKinney	0-2	4-4	2	2	4
DeAnthony Bowden	3-5	6-6	2	1	14
Ismael Caro	0-5	0-0	1	1	0
Joe Dabbert	3-3	0-0	6	3	6
Terrell Taylor	2-6	5-5	3	2	9
Jimmy Motz	0-0	0-0	1	1	0
Dan Bresnahan	0-0	0-0	0	0	0
Mike Grimes	5-6	2-2	9	4	12
Totals	26-51	25-27	43	17	80

March 7, 2003  
MVC Play-In Round  
St. Louis, Mo.  
Indiana State 61, UNI 60

ISU	FG-FGA	FT-FTA	Reb	PF	TP
Catrel Green	5-9	0-0	5	5	10
Ted Morris	1-3	0-0	2	1	2
Marcus Howard	4-7	2-2	2	1	11
Wilfred Antoine	4-8	0-0	1	2	8
David Moss	1-7	0-0	10	2	2
Darron Evans	1-2	1-1	0	1	3
Lamar Grimes	3-8	0-0	1	3	6
Brian Giesen	9-13	1-4	9	4	19
Totals	28-57	4-7	31	19	61

UNI	FG-FGA	FT-FTA	Reb	PF	TP
David Gruber	6-10	8-12	10	1	20
Matt Schneiderman	2-11	2-2	9	1	6
John Little	1-1	0-0	0	2	3
Ben Jacobson	0-5	3-4	5	0	3
Chris Foster	5-12	4-8	6	2	18
Ryan Paulsen	2-6	2-2	1	1	8
Pete Schmit	1-2	0-0	2	1	2
Jon Godfread	0-1	0-0	2	1	0
Totals	17-48	19-28	36	9	60

March 6, 2004  
MVC Quarterfinals  
St. Louis, Mo.  
UNI 68, Illinois State 54

Illinois State (54)	No.	Player	min	fg	fga	ft	fta	rebast	pf	tp
21	Arnold	18	1	1	0	2	7	0	3	2
50	Dilligard	31	2	2	1	2	6	1	1	5
2	Alexander	17	0	1	0	0	1	0	3	0
11	Greene	38	5	16	2	2	1	2	3	13
24	Guidry	34	8	16	3	3	3	0	1	22
3	Ford	21	1	2	0	0	4	1	5	2
15	Miller	3	0	0	0	0	0	0	0	0
25	Plank	14	0	2	0	0	2	0	2	0
33	Echols	24	4	6	2	4	3	0	3	10
34	Hill	1	0	0	0	0	0	0	0	0
Totals		200	21	46	8	13	28	4	21	54

UNI (68)	No.	Player	min	fg	fga	ft	fta	rebast	pf	tp
43	Schneiderman	31	2	6	2	2	3	0	1	7
42	Gruber	34	8	11	3	5	6	3	2	19
5	Crawford	32	5	8	2	5	3	2	2	13
12	Jacobson	37	5	10	2	2	5	2	2	12
23	McKowen	23	1	4	2	4	1	2	3	4
2	Bennett	1	0	0	0	0	0	0	0	0
11	Little	13	0	0	0	0	3	0	0	0
22	Schmit	17	2	3	5	7	1	2	3	11
32	Stout	12	1	4	0	0	0	0	3	2
33	Godfread	1	0	0	0	0	0	0	1	0
Totals		200	24	46	16	25	28	11	17	68

March 7, 2004  
MVC Semifinals  
St. Louis, Mo.

UNI 63, Wichita State 56  
Wichita State (56)

No. Player	min	fg	fga	ft	fta	rebast	pf	tp
4 Howard	19	4	7	6	8	4	1	5
33 Kampman	27	2	5	1	2	2	0	2
45 Miller	21	4	9	3	3	5	0	3
5 Burns	27	0	6	4	4	5	0	3
11 Holman	31	4	11	0	0	1	2	0
1 Hogg	23	1	7	0	0	3	0	3
10 Liberty	8	0	1	0	0	4	0	2
20 Wise	22	2	5	0	0	1	3	1
21 Clark	22	1	2	0	0	1	2	2
Totals	200	18	53	14	17	31	8	21

UNI (63)

No. Player	min	fg	fga	ft	fta	rebast	pf	tp
43 Schneiderman	30	3	7	2	2	5	0	2
42 Gruber	32	3	8	2	4	8	1	5
5 Crawford	31	2	9	8	9	6	0	1
12 Jacobson	38	9	13	4	4	3	0	2
23 McKowen	24	2	6	2	2	3	1	7
11 Little	19	0	0	0	0	2	0	3
22 Schmit	12	0	2	0	0	1	1	0
32 Stout	14	2	5	0	0	5	0	2
Totals	200	21	50	18	21	36	5	16

March 8, 2004  
MVC Championship  
St. Louis, Mo.

UNI 79, Missouri State 74 (2ot)

Missouri State (74)

No. Player	min	fg	fga	ft	fta	rebast	pf	tp
0 Bilyeu	20	3	6	4	5	7	3	3
23 Mitchell	39	5	8	0	0	6	1	3
25 Randle	24	2	9	0	0	5	0	3
1 Andrews	43	8	15	3	5	10	3	5
33 Shavies	31	3	12	6	6	3	2	5
5 Maclin	26	2	2	0	2	6	0	4
12 Smith	30	1	5	3	6	7	0	2
15 Ahearn	22	2	8	2	2	0	1	1
21 Colwell	2	0	0	0	0	1	0	1
24 Fisher	13	0	2	2	2	1	0	5
Totals	250	26	67	20	28	50	10	32

UNI (79)

No. Player	min	fg	fga	ft	fta	rebast	pf	tp
43 Schneiderman	40	2	8	3	4	7	1	3
42 Gruber	45	2	6	8	8	8	1	2
5 Crawford	44	3	12	2	4	6	3	5
12 Jacobson	47	9	18	3	3	2	3	1
23 McKowen	18	1	5	3	4	1	2	3
11 Little	14	0	1	1	4	0	0	2
22 Schmit	27	1	4	7	10	4	1	3
32 Stout	15	4	5	0	1	5	0	1
Totals	250	8	28	27	38	41	11	20

March 5, 2005  
MVC Quarterfinals  
St. Louis, Mo.

Missouri State 70, UNI 62

Missouri State (70)

No. Player	min	fg	fga	ft	fta	rebast	pf	tp
0 Bilyeu	29	2	6	7	9	11	2	3
33 Shavies	30	2	7	1	4	2	3	1
5 Maclin	28	3	4	1	2	10	2	3
3 Chaney	28	5	10	4	4	3	3	16
21 Thompson	26	5	12	2	2	3	1	3
4 Richards	10	2	3	0	1	0	0	4
15 Ahearn	18	2	9	1	2	2	4	0
23 Mitchell	18	1	2	0	0	0	0	2
30 Easley	11	0	4	0	0	2	2	1
41 Frazier	2	1	2	0	0	1	0	1
Totals	200	23	59	16	24	20	17	20

UNI (62)

No. Player	min	fg	fga	ft	fta	rebast	pf	tp
32 Stout	36	6	10	7	8	7	0	3
2 Coleman	31	5	8	4	5	8	1	1
5 Crawford	30	3	7	3	4	4	0	5
12 Jacobson	33	2	12	2	2	2	1	4
23 McKowen	10	0	2	0	0	3	1	0
11 Little	22	0	2	0	0	2	1	2
13 Viet	1	0	0	0	0	0	0	1
21 Foster	28	3	6	2	3	1	6	4
22 Schmit	2	0	1	0	0	0	0	0
33 Godfread	7	0	0	0	0	0	1	1
Totals	200	19	48	18	22	33	11	21

March 3, 2006  
MVC Quarterfinals  
St. Louis, Mo.

UNI 57, Missouri State 42

UNI (57)

No. Player	min	fg	fga	ft	fta	rebast	pf	tp
32 Stout	33	5	9	4	6	10	1	0
2 Coleman	26	2	5	1	2	10	1	1
11 Little	33	2	3	0	1	3	0	3
12 Jacobson	40	3	10	4	4	2	6	3
23 McKowen	33	3	9	4	4	4	1	2
3 Williams	1	0	0	0	0	0	0	1
5 Crawford	26	1	4	4	6	5	1	1
14 Josten	2	0	1	0	0	0	0	0
21 Brown	7	0	1	0	0	0	0	0
Totals	200	16	42	17	23	37	10	11

Missouri State (42)

No. Player	min	fg	fga	ft	fta	rebast	pf	tp
0 Bilyeu	25	1	9	2	2	6	1	4
4 Richards	14	1	1	0	2	0	1	1
12 Laurie	19	0	4	0	0	2	0	4
15 Ahearn	30	0	5	2	2	2	0	0
21 Thompson	26	2	9	0	0	4	2	1
2 Lamberth	19	1	4	2	2	1	0	3
3 Chaney	30	6	8	0	0	3	1	2
30 Easley	22	3	7	2	2	7	2	3
41 Frazier	15	1	5	0	0	4	0	1
Totals	200	15	52	8	10	31	7	19

March 4, 2006  
MVC Semifinals  
St. Louis, Mo.

Southern Illinois 55, UNI 46 (ot)

UNI (46)

No. Player	min	fg	fga	ft	fta	rebast	pf	tp
32 Stout	31	3	7	1	2	5	0	4
2 Coleman	26	2	4	5	8	7	0	2
11 Little	36	3	6	0	0	4	0	5
12 Jacobson	43	5	13	2	3	1	5	3
23 McKowen	42	0	5	0	0	8	2	4
5 Crawford	39	4	13	1	2	5	2	1
14 Josten	5	0	0	0	0	0	0	0
21 Brown	3	0	1	0	0	1	0	0
Totals	225	17	49	9	15	33	9	19

Southern Illinois (55)

No. Player	min	fg	fga	ft	fta	rebast	pf	tp
14 Falker	31	2	5	3	3	8	1	3
32 Shaw	41	5	7	5	6	6	1	1
3 Tatum	43	4	14	4	7	6	3	1
10 Mullins	39	4	8	0	0	2	1	2
15 Young	43	2	5	0	0	3	6	4
4 Brooks	2	0	0	0	0	0	0	1
23 Foster	11	2	3	0	0	1	1	1
24 Clemmons	12	0	2	0	0	3	0	2
35 Boyle	3	1	1	1	2	1	0	3
Totals	225	20	45	13	18	31	13	18

March 2, 2007  
MVC Quarterfinals  
St. Louis, Mo.  
Bradley 51, UNI 48

UNI (48)

No. Player	min	fg	fga	ft	fta	rebast	pf	tp
32 Stout	39	7	13	2	2	9	2	1
2 Coleman	27	3	9	2	4	6	0	3
11 Ahelegbe	17	1	5	0	0	2	2	3
14 Josten	40	3	5	2	2	2	2	0
23 McKowen	40	2	7	1	2	5	3	2
13 Viet	3	0	1	0	0	1	0	1
21 Brown	35	1	4	1	1	4	0	4
34 Koch	6	0	0	0	0	0	0	0
Totals	200	17	44	8	11	31	9	14

Bradley (51)

No. Player	min	fg	fga	ft	fta	rebast	pf	tp
21 Andrews	18	0	1	0	0	2	1	4
4 Franklin	34	4	14	2	2	2	1	1
10 Tauai	32	7	12	0	0	3	0	2
14 Crouch	38	4	7	0	0	3	3	2
20 Ruffin	29	3	8	2	2	2	1	4
22 Salley	22	0	3	0	1	3	0	2
24 Warren	24	0	0	0	0	0	0	0
32 Adams	22	2	2	0	0	3	0	2
Totals	200	20	47	4	5	24	6	17

March 7, 2008  
MVC Quarterfinals  
St. Louis, Mo.

UNI 54, Southern Illinois 49

UNI (54)

No. Player	min	fg	fga	ft	fta	rebast	pf	tp
34 Koch	33	3	4	2	3	4	3	2
2 Coleman	29	4	8	14	19	10	3	4
13 Viet	37	6	9	1	2	2	0	1
14 Josten	36	0	5	0	0	2	1	1
21 Brown	25	1	3	0	0	1	0	4
10 Haak	3	0	0	0	0	0	0	1
22 Dunham	19	0	1	1	2	1	0	0
32 O'Rear	7	1	2	0	0	0	0	1
53 Eglseider	11	0	2	0	0	3	0	4
Totals	200	15	34	18	26	24	7	18

Southern Illinois (49)

No. Player	min	fg	fga	ft	fta	rebast	pf	tp
14 Falker	24	1	2	5	6	2	2	5
32 Shaw	39	7	11	4	6	9	2	1
10 Mullins	36	0	7	2	2	4	3	0
22 Green	25	1	2	0	0	1	1	5
24 Clemmons	25	0	5	0	0	3	1	1
4 Bone	32	4	9	0	0	3	0	3
35 Boyle	11	2	2	2	4	0	0	4
45 Fay	8	0	1	0	0	1	0	4
Totals	200	15	39	13	18	25	9	23

March 8, 2007  
MVC Semifinals  
St. Louis, Mo.

Illinois State 56, UNI 42

UNI (42)

No. Player	min	fg	fga	ft	fta	rebast	pf	tp
34 Koch	26	2	5	6	6	3	2	2
2 Coleman	35	6	10	2	2	15	1	3
13 Viet	36	1	7	0	0	4	1	0
14 Josten	39	1	7	0	0	5	5	4
21 Brown	24	2	7	0	0	1	2	1
22 Dunham	24	1	4	1	2	1		

March 6, 2009  
 State Farm MVC Tournament Quarterfinals  
 Scottrade Center – St. Louis, Mo.  
 UNI 73, Indiana State 69

##	PLAYER	MIN	FG-A	FT-A	REB	A	PF	TP
44	Tunnell	36	6-10	3-4	8	3	2	17
0	Leitnaker	15	2-3	1-2	3	0	3	5
3	Reed	38	9-14	0-0	3	4	4	21
23	Marshall	28	2-7	1-2	2	4	3	7
24	Printy	34	2-7	0-0	1	3	3	5
5	Crawford	4	0-1	0-0	0	0	1	0
32	Carter	19	2-5	2-2	2	0	0	7
34	Richard	26	3-6	0-0	3	0	2	7
Totals		200	26-53	7-10	23	14	18	69

##	PLAYER	MIN	FG-A	FT-A	REB	A	PF	TP
34	Koch	23	7-10	4-5	3	0	4	19
53	Eglseder	18	2-4	3-4	5	1	1	7
5	Farokhmanesh	30	3-4	4-6	0	0	1	13
11	Ahelegbe	34	6-13	5-8	7	5	1	19
13	Moran	23	1-5	0-0	1	0	1	2
21	Brown	23	1-3	1-2	3	0	2	3
22	Dunham	22	1-4	0-0	2	1	0	3
32	O'Rear	27	3-5	1-1	8	0	3	7
Totals		200	24-48	18-26	32	7	13	73

March 7, 2009  
 State Farm MVC Tournament Semifinals  
 Scottrade Center – St. Louis, Mo.  
 UNI 76, Bradley 62

##	PLAYER	MIN	FG-A	FT-A	REB	A	PF	TP
12	Wilson	25	5-14	5-7	8	0	4	16
4	Collins	24	4-10	0-0	5	1	1	8
1	McCain	17	2-3	0-1	3	1	4	4
5	Maniscalco	37	4-11	4-4	1	3	4	14
23	Roberts	20	2-5	0-0	0	3	5	5
2	Dunson	29	0-5	4-4	4	1	2	4
3	Norris	19	0-3	0-0	1	0	2	0
13	Brown	15	3-4	2-2	2	0	1	8
50	Lavin	1	0-1	0-0	0	0	1	0
54	Singh	13	1-1	1-1	3	1	0	3
Totals		200	21-57	16-19	28	10	25	62

##	PLAYER	MIN	FG-A	FT-A	REB	A	PF	TP
34	Koch	29	7-10	6-9	9	2	3	22
53	Eglseder	21	4-5	0-0	7	0	2	8
5	Farokhmanesh	14	0-2	2-2	2	0	2	2
11	Ahelegbe	33	6-14	9-9	3	4	1	21
13	Moran	31	4-9	0-2	4	3	2	8
10	Haak	2	0-0	0-0	0	0	0	0
21	Brown	23	1-4	4-4	2	1	3	7
22	Dunham	22	2-4	2-2	3	3	1	7
32	O'Rear	22	0-0	1-2	3	0	4	1
43	Rodenberg	5	0-0	0-0	0	0	2	0
Totals		200	24-48	24-30	36	13	20	76



March 8, 2009  
 State Farm MVC Tournament Championship  
 Scottrade Center – St. Louis, Mo.  
 UNI 60, Illinois State 57 OT

##	PLAYER	MIN	FG-A	FT-A	REB	A	PF	TP
42	Odiakosa	33	1-7	2-2	10	2	4	4
0	Eldridge	37	8-19	0-2	6	3	2	21
1	Holloway	34	3-12	2-2	4	0	3	10
12	Phillips	35	0-7	0-0	3	1	3	0
25	Oguchi	32	4-13	4-4	2	0	2	14
3	Rubin	12	0-0	0-0	1	1	0	0
15	Odzic	7	0-0	0-0	0	2	0	0
41	Sampay	29	2-3	1-1	8	0	5	5
45	Holtz	6	1-2	0-0	0	0	0	3
Totals		225	19-63	9-11	37	9	19	57

##	PLAYER	MIN	FG-A	FT-A	REB	A	PF	TP
34	Koch	34	1-4	4-6	6	4	3	6
53	Eglseder	18	4-8	0-1	3	0	1	8
5	Farokhmanesh	31	4-5	2-2	3	1	0	13
11	Ahelegbe	38	6-13	2-2	5	0	2	17
13	Moran	20	1-5	2-2	2	1	1	4
10	Haak	1	0-0	0-0	0	0	0	0
21	Brown	28	1-6	0-0	4	1	2	2
22	Dunham	18	0-1	0-0	0	0	1	0
32	O'Rear	27	2-3	4-4	4	0	2	8
43	Rodenberg	11	1-1	0-0	2	0	2	2
Totals		225	20-46	14-17	33	7	14	60



March 5, 2010  
 State Farm MVC Tournament Quarterfinals  
 Scottrade Center – St. Louis, Mo.  
 UNI 55, Drake 40

Drake (40)

##	PLAYER	MIN	FG-A	FT-A	REB	A	PF	TP
10	Wedel	32	3-7	0-0	3	1	2	0
13	Wiseler	19	0-2	0-0	1	4	3	0
20	Young	36	3-12	2-5	3	1	2	9
44	Templeton	33	2-4	0-0	7	0	2	4
45	VanDeest	23	1-4	4-4	2	0	4	6
02	Hawley	6	2-3	0-0	1	0	0	6
03	Stanley	23	1-4	2-4	1	1	1	4
22	Eaddy	10	0-0	-0-	0	0	3	0
34	Simons	11	1-2	0-0	2	0	0	3
40	Uhlenhopp	7	0-2	0-0	1	0	2	0
Totals		200	13-40	8-13	26	7	19	40

UNI (55)

##	PLAYER	MIN	FG-A	FT-A	REB	A	PF	TP
05	Farokhmanesh	33	2-10	0-0	3	1	4	6
11	Ahelegbe	31	2-6	3-4	2	4	2	7
13	Moran	29	3-7	0-0	4	1	0	8
34	Koch, A.	24	3-8	4-4	7	4	1	10
53	Eglseder	18	5-8	0-0	6	1	1	10
10	Haak	1	0-1	0-0	0	0	0	0
20	Koch, J.	16	0-0	0-0	2	0	1	2
22	Dunham	18	1-2	0-0	1	0	3	2
23	Sonnen	9	1-2	2-2	0	0	0	4
32	O'Rear	21	2-4	4-6	8	1	3	8
43	Rodenberg	0+	0-0	0-0	0	0	0	0
Totals		200	19-48	13-16	36	13	16	55

March 6, 2010  
 State Farm MVC Tournament Semifinals  
 Scottrade Center – St. Louis, Mo.  
 UNI 57, Bradley 40

Bradley (40)

##	PLAYER	MIN	FG-A	FT-A	REB	A	PF	TP
05	Maniscalco	35	3-8	4-4	1	2	4	10
21	Egolf	20	1-2	0-0	3	0	4	2
23	Roberts	28	2-7	1-2	3	1	1	5
24	Warren	26	2-8	8-9	2	0	1	12
32	Simms-Edwards	26	1-3	0-0	2	2	0	2
01	McCain	2	0-0	0-0	0	0	0	0
03	Brown	20	2-6	0-0	2	0	1	4
04	Eastman	17	1-3	0-0	3	0	2	3
25	Phillips	1	1-1	0-0	0	0	0	2
34	Knezevic	1	0-0	0-0	1	0	0	0
54	Singh	20	0-1	0-0	8	2	0	0
Totals		200	13-39	13-15	29	7	13	40

UNI (57)

##	PLAYER	MIN	FG-A	FT-A	REB	A	PF	TP
05	Farokhmanesh	25	2-11	0-0	2	2	1	5
11	Ahelegbe	23	2-8	0-0	6	1	3	5
13	Moran	27	2-9	0-0	4	3	1	5
34	Koch, A.	25	2-6	2-2	6	2	1	7
53	Eglseder	22	4-6	2-3	5	1	2	10
10	Haak	2	0-0	0-0	0	0	0	0
20	Koch, J.	11	0-0	0-0	2	3	2	0
22	Dunham	18	1-3	1-1	0	0	0	3
23	Sonnen	18	4-8	0-0	0	1	2	10
32	O'Rear	18	2-3	0-0	4	2	1	4
33	Pehl	1	0-0	0-0	1	0	0	0
43	Rodenberg	1	0-0	0-0	0	0	0	0
52	James	9	3-4	0-0	0	0	2	8
Totals		200	22-58	5-6	33	15	15	57




March 7, 2010  
 State Farm MVC Tournament Championship  
 Scottrade Center – St. Louis, Mo.  
 UNI 67, Wichita State 52

Wichita State (52)

##	PLAYER	MIN	FG-A	FT-A	REB	A	PF	TP
03	Hannah	37	4-8	0-0	6	1	1	12
14	Hatch	34	2-9	2-2	4	0	0	8
23	Murry	31	2-8	2-2	7	1	4	6
31	Durley	33	2-5	1-1	6	1	3	5
41	Stutz	19	4-10	2-4	6	2	4	11
00	Ellis	12	1-4	0-0	4	0	3	2
05	Williams	19	2-7	2-4	0	1	5	8
32	Blair	15	0-1	0-0	3	0	2	0
Totals		200	17-52	9-13	39	6	22	52

UNI (67)

##	PLAYER	MIN	FG-A	FT-A	REB	A	PF	TP
05	Farokhmanesh	23	2-7	0-0	3	2	0	5
11	Ahelegbe	28	5-10	12-14	5	0	2	24
13	Moran	23	1-4	0-0	2	0	1	3
34	Koch, A.	25	0-3	0-1	4	0	4	0
53	Eglseder	22	3-8	4-5	4	1	1	10
20	Koch, J.	21	5-7	0-0	2	2	0	13
22	Dunham	20	1-1	0-0	0	3	2	3
23	Sonnen	15	0-2	0-0	1	0	1	0
32	O'Rear	14	1-1	1-3	2	1	4	4
52	James	9	2-3	0-0	0	0	3	5
Totals		200	20-46	17-23	27	9	18	67



March 4, 2011  
 State Farm MVC Tournament Quarterfinals  
 Scottrade Center – St. Louis, Mo.  
 Creighton 60, UNI 57

Creighton (60)

##	PLAYER	MIN	FG-A	FT-A	REB	A	PF	TP
03	McDermott	30	6-11	3-4	7	0	2	16
00	Echenique	21	1-5	0-0	8	2	2	2
12	Manigat	32	3-9	0-0	6	1	0	7
15	Korver	21	1-3	0-0	5	2	0	3
30	Young	36	3-12	5-6	4	7	0	11
05	Jones	19	1-3	0-0	2	0	3	3
23	Runnels	7	0-0	0-0	1	1	0	0
24	Ashford	12	0-0	0-0	0	2	0	0
25	Lawson Jr.	22	7-9	0-0	5	0	2	18
Totals		200	22-52	8-10	39	15	9	60

UNI (57)

##	PLAYER	MIN	FG-A	FT-A	REB	A	PF	TP
20	J. Koch	31	6-9	0-0	4	1	1	15
33	Pehl	5	0-1	0-0	1	0	0	0
11	Ahelegbe	31	6-14	1-2	6	4	3	14
13	Moran	35	3-7	0-2	2	2	0	8
52	James	33	5-13	0-0	4	0	1	10
04	Rank	10	3-5	0-0	0	0	2	7
22	Dunham	31	1-5	0-0	3	1	2	3
23	Sonnen	24	0-2	0-0	0	2	4	0
Totals		200	24-56	1-4	24	10	13	57

March 2, 2012  
 State Farm MVC Tournament Quarterfinals  
 Scottrade Center – St. Louis, Mo.  
 Illinois State 54, UNI 52

UNI (42)

##	PLAYER	MIN	FG-A	FT-A	REB	A	PF	TP
01	Mitchell	20	0-3	2-2	1	3	0	2
10	Tuttle	16	1-4	0-0	5	1	3	2
13	Moran	34	5-13	0-0	4	1	2	13
20	J. Koch	33	3-11	2-4	8	3	0	9
23	Sonnen	33	2-7	0-0	2	1	3	6
04	Rank	23	2-5	1-2	2	2	4	6
12	Singleton	0+	0-0	0-0	0	0	0	0
21	Morrison	6	0-3	0-0	0	0	1	0
24	Martino	0+	0-0	0-0	0	0	0	0
33	Pehl	8	0-0	2-2	3	0	0	2
52	James	27	1-9	0-0	6	0	1	2
Totals		200	14-55	7-10	33	11	14	42

Illinois State (54)

##	PLAYER	MIN	FG-A	FT-A	REB	A	PF	TP
01	Brown	31	3-10	1-2	5	1	0	7
11	Moore	29	2-7	4-4	6	1	2	8
13	Wilkins	15	3-5	0-0	4	0	4	6
22	Ekey	24	2-7	0-0	3	1	3	4
32	Carmichael	35	5-11	6-7	15	2	2	16
02	Allen	34	3-11	0-0	4	1	1	8
04	Clark	3	0-2	0-0	0	0	0	0
05	Cousin	22	2-4	0-0	2	0	0	5
24	Upshaw	7	0-1	0-0	1	0	1	0
Totals		200	20-58	11-13	48	6	13	54





## Post-Season History Details

Appearances 11 (3 DIV. II, 6 DIV. I)  
Overall Record 10-12 (5-4 DIV. II, 5-8 DIV. I)

## NCAA Post-Season History

UNI has made six appearances in the NCAA tournament since becoming a Division I program in 1980. The Panthers first appearance was in the 1990 season, and UNI made three straight appearances in 2004, 2005 and 2006.

UNI's latest NCAA appearance came in the 2009-10 season, which saw the Panthers reach the Sweet 16 with victories over UNLV (69-66) and No. 1-seeded Kansas (69-67).

UNI also appeared in the Division II playoffs several times.

### March 9, 1962 NCAA Regional Tournament Lincoln, Neb. SCI 81, Hamline 68

SCI	FG-FGA	FT-FTA	Reb	PF	TP
Bob Waller	6-13	2-2	4	4	14
Ed Ware	0-1	0-0	0	2	0
Dick Savage	3-6	0-0	2	3	6
Duane Josephson	0-0	0-0	0	0	0
Jerry Holbrook	7-14	2-2	4	4	16
Ray Cull	0-1	0-2	1	0	0
Bob McCool	1-4	0-0	1	5	2
Dick Christy	3-4	0-1	4	4	6
Pete Spoden	12-22	3-6	16	2	27
Paul Balcom	2-4	6-9	15	3	10
Team			2		
<b>Totals</b>	<b>34-69</b>	<b>13-22</b>	<b>49</b>	<b>27</b>	<b>81</b>
<b>Hamline Totals</b>	<b>20-60</b>	<b>28-37</b>	<b>34</b>	<b>19</b>	<b>68</b>

### March 10, 1962 NCAA Regional Tournament Lincoln, Neb.

#### Nebraska Wesleyan 78, SCI 77

SCI	FG-FGA	FT-FTA	Reb	PF	TP
Bob Waller	5-10	2-2	5	1	12
Dick Savage	2-5	0-0	2	4	4
Jerry Holbrook	9-17	4-7	6	2	22
Bob McCool	1-4	0-0	2	3	2
Dick Christy	3-4	3-3	4	4	9
Pete Spoden	10-20	2-4	14	4	22
Paul Balcom	3-6	0-4	10	4	6
Ed Ware	0-1	0-0	0	0	0
Team			5		5
<b>Totals</b>	<b>33-67</b>	<b>11-20</b>	<b>48</b>	<b>22</b>	<b>77</b>
<b>Nebraska Wesleyan Totals</b>	<b>27-67</b>	<b>24-31</b>	<b>42</b>	<b>16</b>	<b>78</b>

### March 6, 1964 NCAA Midwest Regional Tournament Cedar Falls, Iowa SCI 71, Washington University 56

WU	FG-FGA	FT-FTA	Reb	PF	TP
Ray Cerskus	3-8	2-2	2	4	8
Ed Dancy	7-17	4-4	7	2	18
Ron Jones	1-8	0-1	13	4	2
Ron Jackson	7-14	2-2	6	2	16
Boyd Shelton	2-7	4-4	3	4	8
Bill Roe	1-4	0-0	0	2	2
Steve Levitt	0-0	0-0	0	0	0
George Kramer	1-2	0-0	2	0	2
Chuck Cobaugh	0-0	0-0	1	0	0
Team			5		
<b>Totals</b>	<b>22-62</b>	<b>12-13</b>	<b>39</b>	<b>18</b>	<b>56</b>

SCI	FG-FGA	FT-FTA	Reb	PF	TP
Chuck Nolting	5-12	0-1	10	1	10
Ron Jensen	4-7	4-4	6	5	12
Craig Kneppe	6-16	6-6	10	3	18
Duane Josephson	7-21	2-2	4	1	16
Jerry McColley	3-7	5-5	4	2	11
Dennis Przychodzin	0-1	2-4	3	1	2
Herb Justmann	1-1	0-0	0	0	2
Gene Fuelling	0-0	0-0	0	0	0
<b>Totals</b>	<b>26-65</b>	<b>19-22</b>	<b>44</b>	<b>13</b>	<b>71</b>

### March 7, 1964 NCAA Midwest Regional Tournament Cedar Falls, Iowa SCI 71, Mankato State 64

SCI	FG-FGA	FT-FTA	Reb	PF	TP
Chuck Nolting	4-10	2-4	6	3	10
Ron Jensen	5-9	3-4	4	2	13
Craig Kneppe	4-6	11-13	14	1	19
Duane Josephson	7-20	4-4	6	3	18
Jerry McColley	4-10	3-5	3	2	11
Team			6		
<b>Totals</b>	<b>24-55</b>	<b>23-30</b>	<b>39</b>	<b>11</b>	<b>71</b>

MS	FG-FGA	FT-FTA	Reb	PF	TP
Jim Tetzloff	7-15	4-6	15	2	18
John Seifert	1-7	1-3	3	5	3
Les Sonnabend	5-15	1-2	8	4	11
Joel Hagen	9-14	2-2	1	3	20
Jon Hagen	4-15	0-0	2	4	8
Dave Agard	0-3	1-1	0	0	1
George McKay	1-2	1-1	4	2	3
Team			5		
<b>Totals</b>	<b>27-61</b>	<b>10-15</b>	<b>38</b>	<b>20</b>	<b>64</b>

### March 11, 1964 NCAA College Division National Tournament Evansville, Ind. SCI 93, Southeast Missouri 85

SCI	FG-FGA	FT-FTA	Reb	PF	TP
Jerry McColley	5-8	0-1	1	5	10
Ronald Jensen	4-8	11-14	6	3	19
Charles Nolting	1-8	6-8	12	4	8
Duane Josephson	13-23	2-2	7	2	28
Craig Kneppe	12-18	2-2	10	2	26
Dennis Przychodzin	0-1	0-0	1	0	0
Herb Justmann	0-1	2-3	0	0	2
Team			6		
<b>Totals</b>	<b>35-67</b>	<b>23-30</b>	<b>37</b>	<b>16</b>	<b>93</b>

SEMO	FG-FGA	FT-FTA	Reb	PF	TP
Bill Jordan	6-15	0-1	5	2	12
Mike Gross	8-23	7-8	11	4	23
Paul Ranson	2-8	1-3	8	5	5
Bob Miller	5-9	0-1	8	0	10
Don Ringstaff	5-16	3-3	5	3	13
Naemon Townsend	9-21	0-0	4	3	18
Asa Kinnaman	0-0	0-0	0	0	0
Larry Rhodes	0-0	0-0	0	0	0
Dwight Turner	0-1	0-0	1	1	0
Thad Thrower	2-2	0-3	9	5	4
Team			11		
<b>Totals</b>	<b>37-95</b>	<b>11-19</b>	<b>51</b>	<b>23</b>	<b>85</b>

### March 12, 1964 NCAA College Division National Tournament Evansville, Ind. Evansville 82, SCI 67

UE	FG-FGA	FT-FTA	Reb	PF	TP
Jerry Sloan	8-17	5-5	19	3	21
Buster Briley	7-18	1-1	3	1	15
Ed Zausch	5-14	1-1	21	4	11
Jim Smith	0-4	2-2	3	2	2
Larry Humes	6-9	3-4	0	1	15
Sam Watkins	1-10	0-0	0	7	1
Wayne Boultinghouse	3-6	0-1	1	2	6
Paul Bullard	2-7	2-2	9	4	6
Russ Grieger	0-6	0-0	1	0	0
Larry Denton	1-1	0-1	3	0	2
Dave Green	1-3	0-0	1	5	2
Allen McCutchan	0-1	0-0	2	0	0
Team			9		
<b>Totals</b>	<b>34-96</b>	<b>14-17</b>	<b>70</b>	<b>23</b>	<b>82</b>

SCI	FG-FGA	FT-FTA	Reb	PF	TP
Jerry McColley	1-2	5-6	2	3	7
Ronald Jensen	5-15	5-8	5	1	15
Charles Nolting	1-4	4-4	3	2	6
Duane Josephson	6-17	1-2	3	3	13
Craig Kneppe	7-16	5-6	4	2	19
Gene Fuelling	0-0	0-0	0	0	0
Dan McCleary	0-2	0-1	2	0	0
Barry Remington	0-1	1-2	1	1	1
Dennis Przychodzin	1-2	0-0	0	0	2
Herb Justmann	1-3	0-0	1	0	2
Larry Goodrich	1-3	0-0	2	1	2
Team			12		
<b>Totals</b>	<b>23-65</b>	<b>21-29</b>	<b>23</b>	<b>13</b>	<b>67</b>



March 13, 1964  
NCAA College Division National Tournament  
Evansville, Ind.  
North Carolina A&T 91, SCI 72

NC	FG-FGA	FT-FTA	Reb	PF	TP
Maurice McHartley	14-27	2-3	10	2	30
Wiley Briggs	3-10	2-2	6	0	8
James Webber	3-9	3-4	8	2	9
James Jackson	5-12	0-0	6	1	10
Warren Davis	11-15	0-0	14	3	22
Irving Mulcare	0-1	0-0	0	0	0
Robert Saunders	4-8	2-2	0	2	10
Ronald Wills	1-1	0-0	1	0	2
Team			12		
<b>Totals</b>	<b>41-85</b>	<b>9-11</b>	<b>45</b>	<b>10</b>	<b>91</b>

SCI	FG-FGA	FT-FTA	Reb	PF	TP
Jerry McColley	3-8	0-2	4	2	6
Ronald Jessen	11-20	0-0	6	0	22
Charles Nolting	6-14	2-3	4	2	14
Duane Josephson	5-17	2-2	4	1	12
Craig Knepp	5-11	4-4	5	2	14
Gene Fuelling	0-1	0-0	0	1	0
Dan McCleary	0-1	0-0	0	0	0
Barry Remington	0-0	0-0	0	0	0
Dennis Przychodzin	1-5	0-0	1	1	2
Herb Justmann	1-2	0-0	0	1	2
Team			15		
<b>Totals</b>	<b>32-79</b>	<b>8-11</b>	<b>24</b>	<b>10</b>	<b>72</b>

March 2, 1979  
NCAA Division II North Central Regionals  
Omaha, Neb.  
UNI 84, Nebraska-Omaha 72

UNI	FG-FGA	FT-FTA	Reb	PF	TP
Ron Lemons	10-15	1-2	9	3	21
Steve Peters	5-9	2-2	3	2	12
Bill Jones	2-8	0-0	2	3	4
Mike Kemp	6-12	0-0	3	2	12
Mark Long	3-4	2-4	4	1	8
Jay Imhoff	0-0	1-2	0	0	1
Rod Underwood	0-3	2-2	2	1	2
Mike Clark	0-1	3-4	4	0	3
Tony Hauptert	8-14	5-7	4	4	21
Team			7		
<b>Totals</b>	<b>34-66</b>	<b>16-23</b>	<b>39</b>	<b>16</b>	<b>84</b>

UNO	FG-FGA	FT-FTA	Reb	PF	TP
Glenn Moberg	3-5	1-2	6	5	7
Rick Wilks	4-10	1-2	1	2	9
Steve Criss	4-7	0-0	4	1	8
Derrick Jackson	7-20	2-2	1	1	16
Vernon Manning	0-5	0-0	3	2	0
Todd Trofholz	1-2	0-0	1	1	2
Robbie Robinson	1-1	1-2	3	2	3
Jim Gregory	6-12	3-3	8	1	15
Todd Freeman	2-4	0-0	1	1	4
John Eriksen	4-7	0-1	7	2	8
Team			4		
<b>Totals</b>	<b>32-73</b>	<b>8-12</b>	<b>39</b>	<b>18</b>	<b>72</b>

March 3, 1979  
NCAA Division II North Central Regionals  
Omaha, Neb.  
Wisconsin-Green Bay 56, UNI 50

UWGB	FG-FGA	FT-FTA	Reb	PF	TP
Joe Mauel	4-8	3-3	7	2	11
Charlie Lorenzi	0-0	0-0	4	4	0
Ron Ripley	5-9	4-4	3	4	14
Rory Lindgren	8-15	7-8	2	2	23
Paul Anderson	1-4	1-2	1	0	3
Dave Hanson	1-6	0-1	1	1	2
Mike Hanrahan	0-2	0-0	0	0	0
Casey Zakowski	0-2	0-0	1	0	0
Kirk Etten	0-0	0-0	0	0	0
Sam Stuessy	0-0	0-0	0	0	0
Bob Hunn	0-1	0-0	1	0	0
Jim Zill	1-2	1-1	3	3	3
Team			5		
<b>Totals</b>	<b>20-49</b>	<b>16-19</b>	<b>28</b>	<b>16</b>	<b>56</b>

UNI	FG-FGA	FT-FTA	Reb	PF	TP
Ron Lemons	8-10	2-2	10	1	18
Steve Peters	1-6	2-2	1	2	4
Bill Jones	0-0	0-0	1	1	0
Mike Kemp	6-11	0-0	2	3	12
Mark Long	2-3	0-0	1	5	4
Jay Imhoff	0-0	0-0	0	1	0
Rod Underwood	0-3	0-0	0	0	0
Mike Clark	1-1	0-0	1	5	2
Tony Hauptert	3-5	4-6	3	4	10
Team			5		
<b>Totals</b>	<b>21-39</b>	<b>8-10</b>	<b>24</b>	<b>22</b>	<b>50</b>



**March 16, 1990**  
**NCAA First Round**  
**Richmond, Va.**  
**#14 UNI 74, #3 Missouri 71**

UNI	FG-FGA	FT-FTA	Reb	PF	TP
Cedric McCullough	3-8	0-0	4	3	6
Steve Phyfe	1-2	0-0	4	3	2
Jason Reese	6-12	6-8	15	5	18
Dale Turner	3-6	3-5	3	0	10
Troy Muilenburg	5-9	4-6	1	1	16
Maurice Newby	3-5	0-0	0	0	9
Jonathan Cox	1-1	0-1	1	3	2
Cam Johnson	0-1	0-0	0	1	0
Brad Hill	3-6	2-4	5	2	11
Nick Pace	0-0	0-0	0	0	0
<b>Totals</b>	<b>25-50</b>	<b>15-24</b>	<b>33</b>	<b>18</b>	<b>74</b>

UM	FG-FGA	FT-FTA	Reb	PF	TP
John McIntyre	3-7	0-0	2	4	9
Doug Smith	9-17	2-4	12	5	20
Nathan Buntin	6-14	9-9	7	2	21
Lee Coward	5-11	0-0	4	4	10
Anthony Peeler	1-7	1-2	3	1	3
Travis Ford	1-3	0-0	0	1	3
Jim Horton	0-0	0-0	0	1	0
Jamal Coleman	0-0	0-0	0	1	0
Jeff Warren	1-3	3-5	3	3	5
<b>Totals</b>	<b>26-61</b>	<b>15-20</b>	<b>35</b>	<b>22</b>	<b>71</b>

**March 18, 1990**  
**NCAA Second Round**  
**Richmond, Va.**  
**#6 Minnesota 81, #14 UNI 78**

UNI	FG-FGA	FT-FTA	Reb	PF	TP
Cedric McCullough	1-2	0-0	3	3	2
Steve Phyfe	3-4	1-2	5	3	5
Jason Reese	12-15	5-7	10	4	29
Dale Turner	3-8	0-0	4	2	9
Troy Muilenburg	7-17	2-2	2	4	20
Maurice Newby	3-11	0-0	3	1	8
Jonathan Cox	0-0	0-0	0	2	0
Brad Hill	1-3	3-4	3	5	5
Nick Pace	0-1	0-0	1	0	0
<b>Totals</b>	<b>29-61</b>	<b>11-15</b>	<b>32</b>	<b>24</b>	<b>78</b>

UM	FG-FGA	FT-FTA	Reb	PF	TP
Richard Coffey	2-3	0-0	2	4	4
Willie Burton	13-17	9-12	12	3	36
Jim Shikenjanski	3-8	3-6	1	4	9
Kevin Lynch	5-13	1-1	3	0	12
Melvin Newbern	3-10	0-2	5	3	8
Nate Tubbs	0-0	0-1	1	0	0
Connell Lewis	0-1	0-0	0	1	0
Rob Metcalf	0-0	0-0	1	1	0
Walter Bond	4-6	4-4	5	1	12
Bob Martin	0-1	0-0	4	1	0
<b>Totals</b>	<b>30-59</b>	<b>17-26</b>	<b>37</b>	<b>18</b>	<b>81</b>

**March 19, 2004**  
**NCAA First Round**  
**Milwaukee, Wis.**  
**#3 Georgia Tech 65, #14 UNI 60**

UNI (60)	No.	Player	min	fg	fga	ft	fta	reb	ast	pf	tp
43	Schneiderman	34	5	10	1	2	5	2	4	15	
42	Gruber	36	7	10	2	3	5	2	2	16	
12	Jacobson	40	2	14	3	3	5	5	1	9	
23	McKowen	30	2	6	0	0	3	3	3	6	
5	Crawford	36	4	9	2	2	6	2	3	12	
11	Little	6	0	1	0	0	0	0	1	0	
2	Bennett	1	0	0	0	0	0	0	0	0	
22	Schmit	6	0	3	0	0	0	1	1	0	
32	Stout	8	1	1	0	0	1	0	1	2	
33	Godfreed	3	0	0	0	0	0	0	0	0	
<b>Totals</b>		<b>200</b>	<b>21</b>	<b>54</b>	<b>8</b>	<b>10</b>	<b>28</b>	<b>15</b>	<b>16</b>	<b>60</b>	

Georgia Tech (65)	No.	Player	min	fg	fga	ft	fta	reb	ast	pf	tp
55	McHenry	16	5	8	0	0	3	1	0	10	
12	Schenscher	31	4	7	5	6	4	1	2	13	
1	Elder	29	5	11	0	0	4	0	2	12	
24	Lewis	28	0	3	0	0	7	0	2	0	
3	Jack	24	1	4	4	5	6	3	3	6	
11	Bynum	19	5	8	0	0	2	2	1	11	
2	Muhammad	19	2	3	0	1	2	1	2	4	
42	Moore	23	3	9	0	0	3	2	1	9	
44	Tarver	10	0	2	0	0	3	0	1	0	
5	West	1	0	0	0	0	0	0	0	0	
<b>Totals</b>		<b>200</b>	<b>25</b>	<b>55</b>	<b>9</b>	<b>12</b>	<b>37</b>	<b>10</b>	<b>14</b>	<b>65</b>	

**March 18, 2005**  
**NCAA First Round**  
**Oklahoma City, Okla.**  
**#6 Wisconsin 57, #11 UNI 52**

UNI (52)	No.	Player	min	fg	fga	ft	fta	reb	ast	pf	tp
32	Stout	35	3	7	2	2	8	1	1	8	
2	Coleman	33	4	8	0	2	10	1	3	8	
5	Crawford	37	6	14	1	1	10	1	3	13	
12	Jacobson	38	8	18	1	1	3	3	1	20	
21	Foster	24	1	4	0	0	1	1	3	3	
11	Little	12	0	0	0	0	0	0	2	0	
22	Schmit	5	0	0	0	0	0	0	0	0	
23	McKowen	11	0	2	0	0	0	1	2	0	
33	Godfreed	5	0	0	0	0	0	0	0	0	
<b>Totals</b>		<b>200</b>	<b>22</b>	<b>53</b>	<b>4</b>	<b>8</b>	<b>35</b>	<b>8</b>	<b>15</b>	<b>52</b>	

Wisconsin (57)	No.	Player	min	fg	fga	ft	fta	reb	ast	pf	tp
42	Tucker	35	2	8	2	2	5	2	1	6	
44	Morley	28	0	3	0	0	4	6	4	0	
54	Wilkinson	32	3	6	0	2	11	3	1	7	
1	Chambliss	26	5	11	0	0	3	0	1	15	
13	Hanson	30	2	5	0	0	3	1	1	6	
4	Nixon	10	1	2	0	0	1	0	0	3	
21	Helmigk	8	2	3	0	0	1	0	0	4	
22	Flowers	5	0	1	0	0	1	0	0	0	
23	Taylor	20	5	9	4	6	0	2	1	16	
32	Butch	6	0	0	0	0	0	0	2	0	
<b>Totals</b>		<b>200</b>	<b>20</b>	<b>48</b>	<b>6</b>	<b>10</b>	<b>30</b>	<b>14</b>	<b>13</b>	<b>57</b>	

**March 17, 2006**  
**NCAA First Round**  
**Dayton, Ohio**  
**#7 Georgetown 54, #10 UNI 49**

UNI (49)	No.	Player	min	fg	fga	ft	fta	reb	ast	pf	tp
32	Stout	36	1	8	3	6	8	2	3	5	
2	Coleman	22	3	3	1	2	3	0	2	7	
11	Little	39	6	9	0	0	6	0	5	17	
12	Jacobson	37	6	15	0	0	3	3	3	14	
23	McKowen	34	0	5	4	4	0	4	0	4	
5	Crawford	29	1	8	0	0	9	1	2	2	
14	Josten	1	0	0	0	0	0	0	0	0	
21	Brown	2	0	0	0	0	0	0	0	0	
<b>Totals</b>		<b>200</b>	<b>17</b>	<b>48</b>	<b>8</b>	<b>12</b>	<b>31</b>	<b>10</b>	<b>15</b>	<b>49</b>	

Georgetown (54)	No.	Player	min	fg	fga	ft	fta	reb	ast	pf	tp
1	Bowman	31	3	7	0	0	7	3	0	6	
32	Green	37	0	5	2	3	7	2	3	2	
55	Hibbert	26	8	10	1	3	9	0	5	17	
0	Cook	28	4	8	4	4	3	2	3	14	
2	Wallace	33	2	6	0	0	2	2	0	5	
20	Owens	22	1	4	2	4	3	3	1	4	
21	Sapp	20	2	5	0	0	2	2	0	6	
22	Crawford	3	0	1	0	0	0	0	0	0	
<b>Totals</b>		<b>200</b>	<b>20</b>	<b>46</b>	<b>9</b>	<b>14</b>	<b>32</b>	<b>15</b>	<b>12</b>	<b>54</b>	



**March 19, 2009**  
**NCAA First Round**  
**Portland, Ore.**  
**#5 Purdue 61, #12 UNI 56**

UNI (56)	No.	Player	min	fg	fga	ft	fta	reb	ast	pf	tp
11	Ahelegbe	30	3	6	5	6	1	2	3	11	
34	Koch	31	3	14	0	0	3	6	2	7	
53	Eglseder	22	5	10	3	3	5	0	0	13	
5	Farokhmanesh	27	4	10	0	0	3	0	2	10	
13	Moran	30	3	6	0	0	5	5	3	8	
21	Brown	16	0	2	0	0	2	1	5	2	
22	Dunham	21	2	4	1	2	3	0	2	7	
32	O'Rear	19	0	2	0	0	7	1	3	0	
43	Rodenberg	4	0	0	0	0	0	0	0	0	
<b>Totals</b>		<b>200</b>	<b>20</b>	<b>54</b>	<b>9</b>	<b>11</b>	<b>33</b>	<b>15</b>	<b>20</b>	<b>56</b>	

Purdue (61)	No.	Player	min	fg	fga	ft	fta	reb	ast	pf	tp
4	Hummel	32	4	10	1	2	10	1	2	9	
33	Moore	39	4	10	8	9	2	2	1	17	
25	Johnson	28	7	10	0	0	3	0	3	14	
3	Kramer	26	1	3	2	2	6	3	3	4	
23	Jackson	25	1	4	3	4	3	2	2	5	
5	Grant	28	2	8	1	3	4	2	1	6	
20	Green	11	1	1	0	0	3	1	1	2	
44	Calasan	11	1	5	1	2	1	0	0	4	
<b>Totals</b>		<b>200</b>	<b>21</b>	<b>51</b>	<b>16</b>	<b>22</b>	<b>33</b>	<b>11</b>	<b>13</b>	<b>61</b>	

March 18, 2010  
NCAA First Round  
Oklahoma City, Okla.  
#9 UNI 69, #8 UNLV 66

**UNI (69)**

##	PLAYER	MIN	FG-A	FT-A	REB	A	PF	TP
05	Farokhmanesh	34	6-13	0-0	2	3	2	17
11	Ahelegbe	23	3-6	6-6	2	4	3	13
13	Moran	24	1-4	0-0	2	1	1	2
34	Koch, A.	24	2-4	7-7	6	0	2	11
53	Eglseder	18	4-9	1-2	10	0	2	9
20	Koch, J.	18	0-3	5-6	1	0	1	5
22	Dunham	20	1-2	0-0	2	3	1	3
23	Sonnen	16	3-4	0-0	3	0	0	8
32	O'Rear	18	0-0	1-2	2	0	3	1
52	James	5	0-0	0-0	1	0	1	0
<b>Totals</b>		<b>200</b>	<b>20-45</b>	<b>20-23</b>	<b>35</b>	<b>11</b>	<b>16</b>	<b>69</b>

**UNLV (66)**

##	PLAYER	MIN	FG-A	FT-A	REB	A	PF	TP
00	Bellfield	36	5-12	0-1	1	5	1	13
03	Marshall	22	3-5	0-1	4	0	3	6
12	Massamba	11	0-1	2-2	1	0	3	2
22	Stanback	32	4-11	1-2	6	1	4	11
33	Willis	36	5-15	2-2	4	5	3	13
02	Wallace	17	2-5	0-0	2	0	1	5
20	Jones	8	0-1	0-0	0	0	1	0
31	Hawkins	8	0-0	0-0	2	1	0	0
34	Shaw	22	5-6	2-4	4	0	2	14
44	Santee	8	1-2	0-0	2	0	2	2
<b>Totals</b>		<b>200</b>	<b>25-58</b>	<b>7-12</b>	<b>28</b>	<b>12</b>	<b>20</b>	<b>66</b>

March 20, 2010  
NCAA Second Round  
Oklahoma City, Okla.  
#9 UNI 69, #1 Kansas 67

**UNI (69)**

##	PLAYER	MIN	FG-A	FT-A	REB	A	PF	TP
05	Farokhmanesh	31	5-12	2-2	1	1	0	16
11	Ahelegbe	30	1-11	3-4	1	5	2	5
13	Moran	23	2-3	2-2	2	2	0	8
34	Koch, A.	24	4-5	0-0	5	2	4	8
53	Eglseder	18	6-11	0-0	5	0	2	14
20	Koch, J.	20	1-7	7-8	2	0	3	10
22	Dunham	20	1-2	1-1	3	1	1	3
23	Sonnen	15	1-2	0-0	3	0	2	2
32	O'Rear	17	1-2	1-2	5	0	2	3
52	James	2	0-0	0-0	0	0	0	0
<b>Totals</b>		<b>200</b>	<b>22-55</b>	<b>16-19</b>	<b>30</b>	<b>11</b>	<b>16</b>	<b>69</b>

**Kansas (67)**

##	PLAYER	MIN	FG-A	FT-A	REB	A	PF	TP
01	Henry	32	3-6	0-1	8	0	2	8
04	Collins	38	4-15	2-2	3	4	3	10
10	Taylor	22	0-6	2-2	2	3	1	2
22	Morris, Marcus	28	5-8	4-6	4	0	4	16
45	Aldrich	27	6-8	1-2	10	1	1	13
12	Morningstar	8	0-1	0-0	0	1	2	0
14	Reed	26	3-6	0-0	2	0	4	8
21	Morris, Markieff	19	3-4	4-5	3	0	2	10
<b>Totals</b>		<b>200</b>	<b>24-54</b>	<b>13-18</b>	<b>38</b>	<b>9</b>	<b>19</b>	<b>67</b>

March 26, 2010  
NCAA Regional Semifinal  
St. Louis, Mo.  
#5 Michigan State 59, #9 UNI 52

**UNI (52)**

##	PLAYER	MIN	FG-A	FT-A	REB	A	PF	TP
05	Farokhmanesh	31	2-9	4-7	1	1	0	9
11	Ahelegbe	28	4-8	4-4	4	2	0	12
13	Moran	26	1-4	0-0	2	0	1	3
34	Koch, A.	18	4-6	4-6	3	0	4	13
53	Eglseder	22	4-9	1-2	4	0	0	9
20	Koch, J.	22	2-4	1-2	4	0	1	6
22	Dunham	24	0-1	0-0	1	0	4	0
23	Sonnen	9	0-2	0-0	0	0	0	0
32	O'Rear	17	0-1	0-0	1	1	3	0
52	James	3	0-0	0-0	0	0	0	0
<b>Totals</b>		<b>200</b>	<b>17-44</b>	<b>14-21</b>	<b>26</b>	<b>4</b>	<b>13</b>	<b>52</b>

**Michigan State (59)**

##	PLAYER	MIN	FG-A	FT-A	REB	A	PF	TP
02	Morgan	25	2-4	3-4	3	2	5	7
10	Roe	27	2-2	2-2	5	2	1	6
15	Summers	37	7-15	1-2	7	2	3	19
34	Lucious	39	3-9	2-3	6	4	1	10
50	Nix	3	0-1	0-0	1	0	1	0
03	Allen	22	2-4	0-0	1	1	4	5
13	Thornton	8	0-1	0-0	2	0	0	0
20	Kebler	2	0-0	0-0	0	0	0	0
23	Green	28	1-6	6-8	5	4	2	8
41	Sherman	9	2-2	0-0	1	0	2	4
<b>Totals</b>		<b>200</b>	<b>19-44</b>	<b>14-19</b>	<b>32</b>	<b>15</b>	<b>19</b>	<b>59</b>





March 15, 2011  
CIT First Round  
Cedar Falls, Iowa  
UNI 84, Rider 50

**Rider (50)**

##	PLAYER	MIN	FG-A	FT-A	REB	A	PF	TP
02	Ringgold	30	2-6	0-3	3	2	3	4
10	Myles	32	1-10	3-4	5	0	2	5
13	Stewart	22	1-1	0-2	7	0	4	2
15	Robinson	32	4-10	2-2	4	3	1	12
31	Penn	28	6-13	1-2	4	0	3	18
14	Mansell	20	1-5	0-0	3	1	1	3
21	Nd-Ezuma	14	3-4	0-0	2	0	4	6
32	Pereira	22	0-6	0-0	2	1	1	0
<b>Totals</b>		<b>200</b>	<b>18-55</b>	<b>6-13</b>	<b>32</b>	<b>7</b>	<b>19</b>	<b>50</b>

**UNI (84)**

##	PLAYER	MIN	FG-A	FT-A	REB	A	PF	TP
11	Ahelegbe	26	5-9	2-2	2	7	3	14
13	Moran	24	5-9	0-0	2	0	1	14
20	J. Koch	20	1-2	1-2	6	5	1	4
33	Pehl	20	1-1	0-0	3	0	1	2
52	James	22	6-14	0-0	3	0	3	15
04	Rank	18	3-6	2-2	3	0	1	8
21	Morrison	17	1-1	4-6	1	1	2	7
22	Dunham	21	3-4	0-0	3	0	0	7
23	Sonnen	22	2-5	4-5	9	4	3	9
34	Lange	10	1-1	2-2	3	0	0	4
<b>Totals</b>		<b>200</b>	<b>28-52</b>	<b>15-19</b>	<b>36</b>	<b>17</b>	<b>15</b>	<b>84</b>

March 21, 2011  
CIT Quarterfinals  
Cedar Falls, Iowa  
SMU 57, UNI 50

**SMU (57)**

##	PLAYER	MIN	FG-A	FT-A	REB	A	PF	TP
01	Mangrum	34	4-8	1-2	3	3	3	11
12	Samarrippas	29	2-4	1-2	2	1	2	5
22	Walker	30	1-4	4-4	2	2	2	7
24	Nyakundi	25	4-8	0-0	1	2	3	11
42	Dia	38	6-11	5-7	21	1	3	17
00	Clinkscales	10	0-0	0-0	0	2	0	0
02	Haynes	11	1-1	1-4	1	1	2	3
13	Patsevich	10	1-2	0-0	0	0	0	3
30	Harp	13	0-0	0-0	0	0	0	0
<b>Totals</b>		<b>200</b>	<b>19-38</b>	<b>12-19</b>	<b>33</b>	<b>12</b>	<b>17</b>	<b>57</b>

**UNI (50)**

##	PLAYER	MIN	FG-A	FT-A	REB	A	PF	TP
11	Ahelegbe	33	6-16	4-4	4	1	2	18
13	Moran	34	2-8	0-0	2	1	2	5
20	J. Koch	27	3-7	3-3	2	0	2	11
33	Pehl	7	1-1	2-2	0	0	2	4
52	James	30	1-6	4-5	6	2	3	6
04	Rank	13	1-2	2-2	2	0	2	4
21	Morrison	2	0-1	0-0	0	0	2	0
22	Dunham	22	0-3	0-0	1	0	2	0
23	Sonnen	29	0-7	2-4	6	3	2	2
34	Lange	3	0-0	0-0	1	0	0	0
<b>Totals</b>		<b>200</b>	<b>14-51</b>	<b>17-20</b>	<b>30</b>	<b>7</b>	<b>19</b>	<b>50</b>



March 14, 2012  
NIT First Round  
Philadelphia, Pa.  
UNI 67, Saint Joseph's 65

**UNI (67)**

##	PLAYER	MIN	FG-A	FT-A	REB	A	PF	TP
01	Mitchell	22	4-12	2-2	3	1	0	10
10	Tuttle	26	7-13	9-10	11	0	3	23
13	Moran	31	0-4	0-0	2	3	2	0
20	J. Koch	25	2-8	0-1	4	2	1	4
23	Sonnen	31	5-10	3-4	4	0	1	15
04	Rank	22	2-8	0-0	5	1	1	5
21	Morrison	8	2-3	0-0	3	0	2	4
24	Martino	1	0-0	0-0	0	0	0	0
33	Pehl	7	1-1	0-0	0	0	2	2
52	James	27	1-5	2-3	2	4	3	4
<b>Totals</b>		<b>200</b>	<b>24-64</b>	<b>16-20</b>	<b>41</b>	<b>11</b>	<b>15</b>	<b>67</b>

**Saint Joseph's (65)**

##	PLAYER	MIN	FG-A	FT-A	REB	A	PF	TP
01	Aiken	28	6-7	2-2	5	1	1	16
10	Galloway	37	2-8	1-2	1	1	5	5
11	Quarles	18	0-4	0-0	3	1	1	0
21	Kanacevic	26	4-7	1-2	12	3	4	9
35	Jones	38	8-17	4-8	1	4	1	24
13	Roberts	31	2-6	5-8	5	1	2	9
24	Wilson	20	1-3	0-0	5	1	1	2
32	Ndao	2	0-0	0-0	1	0	0	0
<b>Totals</b>		<b>200</b>	<b>23-52</b>	<b>13-22</b>	<b>34</b>	<b>12</b>	<b>15</b>	<b>65</b>

March 18, 2012  
NIT Second Round  
Philadelphia, Pa.  
Drexel 65, UNI 63

**UNI (63)**

##	PLAYER	MIN	FG-A	FT-A	REB	A	PF	TP
01	Mitchell	22	2-5	0-0	1	1	2	5
10	Tuttle	28	4-4	1-3	8	0	1	9
13	Moran	33	6-14	2-2	8	1	1	19
20	J. Koch	21	1-3	3-4	2	4	5	5
23	Sonnen	29	3-8	0-0	2	2	5	8
04	Rank	19	2-4	0-0	2	0	1	5
21	Morrison	8	1-1	0-0	1	0	0	3
33	Pehl	12	1-2	1-2	1	0	2	3
52	James	28	2-7	2-2	5	3	1	6
<b>Totals</b>		<b>200</b>	<b>22-48</b>	<b>9-13</b>	<b>32</b>	<b>11</b>	<b>18</b>	<b>63</b>

**Drexel (65)**

##	PLAYER	MIN	FG-A	FT-A	REB	A	PF	TP
04	Massenat	35	3-9	4-8	1	3	4	11
14	Lee	13	0-2	2-2	3	2	0	2
32	Thomas	36	2-7	0-0	3	2	3	6
44	McCoy	28	1-4	0-0	5	1	1	2
45	Givens	33	11-13	6-9	5	3	4	28
02	Younger	4	0-0	0-0	0	2	0	0
03	Fouch	30	6-9	0-0	3	1	0	16
35	Ruffin	21	0-0	0-0	0	1	3	0
<b>Totals</b>		<b>200</b>	<b>23-44</b>	<b>12-19</b>	<b>24</b>	<b>15</b>	<b>15</b>	<b>65</b>

**Individual****Points**

31, Cam Johnson vs. Tulsa, March 6, 1994 (MVC)

**Field Goals**

13, Duane Josephson vs. Southeast Missouri, March 11, 1964 (NCAA)

**Field Goal Percentage (min. 5 att.)**

889, David Gruber vs. Evansville, March 1, 2002 (8-9) (MVC)

**Free Throws**

12, Kwadzo Ahelegbe vs. Wichita State, March 7, 2010 (MVC)

**Free Throw Attempts**

14, Ronald Jessen vs. Evansville, March 11, 1964 (NCAA)

14, Kwadzo Ahelegbe vs. Wichita State, March 7, 2010 (MVC)

**Free Throws, No Misses**

9-9, Kwadzo Ahelegbe vs. Bradley, March 7, 2009 (MVC)

**Rebounds**

16, Pete Spoden vs. Hamline, March 9, 1962 (NCAA)

**Team****Points**

93 vs. Southeast Missouri, March 11, 1964 (NCAA)

**Opponent**

91, North Carolina A&T, March 13, 1964 (NCAA);

Southern Illinois, February 27, 1998 (MVC)

**Field Goals**

35 vs. Southeast Missouri, March 11, 1964 (NCAA)

**Opponent**

41, North Carolina A&T, March 13, 1964 (NCAA)

**Field Goal Attempts**

79 vs. North Carolina A&T, March 13, 1964 (NCAA)

**Opponent**

96, Evansville, March 12, 1964 (NCAA)

**Field Goal Percentage**

.538 (21-39) vs. Wisconsin-Green Bay, March 3, 1979 (NCAA); .538 (28-52) vs. Rider, March 15, 2011 (CIT)

**Opponent**

.564 (22-39), Illinois State, March 7, 1992 (MVC)

**Free Throws**

27 vs. Missouri State, March 8, 2004 (MVC)

**Opponent**

28, Hamline, March 9, 1962 (NCAA)

**Free Throw Attempts**

38 vs. Missouri State, March 8, 2004 (MVC)

**Opponent**

37, Hamline, March 9, 1962 (NCAA)

**Free Throw Percentage**

.870 (20-23) vs. UNLV, March 18, 2010 (NCAA)

**Opponent**

.926 (25-27), Creighton, March 2, 2002 (MVC)

**Rebounds**

49 vs. Hamline, March 9, 1962 (NCAA)

**Opponent**

70, Evansville, March 12, 1964 (NCAA)



Year	Games	Won	Lost	Own Opp.			Head Coach	Enrollment
				Pct.	Pts.	Pts.		
1900-01	3	0	3	.000	--	--	No Coach Designated	911
1901-02	1	1	0	1.000	--	--	No Coach Designated	873
1902-03	2	0	2	.000	--	--	Jones	868
1903-04	5	2	3	.400	--	--	Charles A. Pell	857
1904-05	6	3	3	.500	--	--	Charles A. Pell	812
1905-06	12	6	6	.500	--	--	Charles A. Pell	905
1906-07	9	5	4	.556	312	309	R.F. Seymour	981
1907-08	8	4	4	.500	305	275	R.F. Seymour	1,013
1908-09	12	5	7	.417	290	384	R.F. Seymour	995
1909-10	7	4	3	.571	155	147	Clayton B. Simmons	1,070
1910-11	NO RECORD							1,108
1911-12	10	2	8	.200	145	295	H.F. Pasini	1,094
1912-13	10	6	4	.600NO RECORD			H.F. Pasini	1,202
1913-14	10	6	4	.600	257	192	Allen P. Berkstresser	1,297
1914-15	12	4	8	.333	266	310	Allen P. Berkstresser	1,406
1915-16	NO RECORD						Allen P. Berkstresser	1,741
1916-17	NO RECORD						Allen P. Berkstresser	1,680
1917-18	10	5	5	.500	244	228	No Coach	1,387
1918-19	8	2	6	.250	135	183	Russel Glaesner	1,125
1919-20	16	7	9	.250	346	375	Ivan Doseff	1,423
1920-21	12	7	5	.583	260	226	Ivan Doseff	1,402
1921-22	11	9	2	.818	254	193	L.L. Mendenhall	1,644
1922-23	11	10	1	.909	301	208	L.L. Mendenhall	2,130
1923-24	12	8	4	.667	242	199	L.L. Mendenhall	2,565
1924-25	11	10	1	.909	301	208	Arthur D. Dickinson	2,648
1925-26	13	10	3	.769	348	273	Arthur D. Dickinson	2,642
1926-27	13	6	7	.462	313	336	Arthur D. Dickinson	2,443
1927-28	15	7	8	.467	411	374	Arthur D. Dickinson	2,304
1928-29	16	12	4	.750	463	377	Arthur D. Dickinson	2,094
1929-30	15	13	2	.867	435	303	Arthur D. Dickinson	2,227
1930-31	12	9	3	.750	406	263	Arthur D. Dickinson	2,169
1931-32	16	10	6	.625	482	263	Arthur D. Dickinson	2,049
1932-33	13	9	4	.692	430	356	Melvin Fritzel	1,562
1933-34	13	8	5	.615	376	362	Arthur D. Dickinson	1,472
1934-35	16	6	10	.375	479	553	Arthur D. Dickinson	1,543
1935-36	16	6	10	.375	447	493	Arthur D. Dickinson	1,771
1936-37	12	5	7	.417	345	345	Arthur D. Dickinson	1,879
1937-38	14	9	5	.648	481	436	O.M. "Hon" Nordly	1,953
1938-39	17	9	8	.529	634	627	O.M. "Hon" Nordly	1,926
1939-40	18	11	7	.611	630	622	O.M. "Hon" Nordly	1,900
1940-41	17	11	6	.647	671	626	O.M. "Hon" Nordly	1,745
1941-42	19	10	9	.526	750	726	O.M. "Hon" Nordly	1,502
1942-43	12	3	9	.250	456	463	O.M. "Hon" Nordly	1,381
1943-44	NO BASKETBALL (War Years)							
1944-45	NO BASKETBALL (War Years)							
1945-46	20	13	7	.650	869	1,008	O.M. "Hon" Nordly	1,233
1946-47	20	6	14	.300	888	937	O.M. "Hon" Nordly	2,475
1947-48#20	14	6	8	.700	1,054	895	O.M. "Hon" Nordly	2,846
1948-49#22	16	6	10	.727	1,215	1,059	O.M. "Hon" Nordly	3,083
1949-50#21	16	5	11	.762	1,340	1,093	O.M. "Hon" Nordly	2,949
1950-51##23	14	9	5	.609	1,228	1,162	O.M. "Hon" Nordly	2,688
1951-52	24	14	10	.583	1,397	1,349	O.M. "Hon" Nordly	2,352
1952-53#25	14	11	3	.560	1,656	1,708	O.M. "Hon" Nordly	2,239
1953-54	21	6	15	.286	1,330	1,450	O.M. "Hon" Nordly	2,231
1954-55	22	11	11	.500	1,707	1,654	Stanley Hall	2,676
1955-56	19	8	11	.421	1,369	1,467	Stanley Hall	3,045
1956-57	22	12	10	.545	1,491	1,489	James H. Witham	3,195

Year	Games	Won	Lost	Own Opp.			Head Coach	Enrollment
				Pct.	Pts.	Pts.		
1957-58	23	9	14	.391	1,478	1,492	James H. Witham	3,210
1958-59	23	11	12	.478	1,655	1,678	James H. Witham	3,482
1959-60	23	15	8	.652	1,758	1,605	James H. Witham	3,428
1960-61	21	16	5	.762	1,636	1,355	James H. Witham	3,616
1961-62##24	19	5	14	.792	1,908	1,628	Norman Stewart	4,070
1962-63	23	15	8	.652	1,741	1,631	Norman Stewart	4,567
1963-64#27	23	4	19	.853	2,120	1,838	Norman Stewart	5,147
1964-65	23	16	7	.696	1,744	1,626	Norman Stewart	5,520
1965-66	20	13	7	.650	1,354	1,297	Norman Stewart	6,419
1966-67	22	11	11	.500	1,599	1,634	Norman Stewart	7,409
1967-68	22	15	7	.682	1,139	1,777	Zeke Hogeland	8,213
1968-69##24	15	9	6	.625	1,991	1,782	Zeke Hogeland	9,058
1969-70	25	13	12	.520	1,795	1,817	Zeke Hogeland	9,494
1970-71	26	6	20	.231	2,005	2,248	Zeke Hogeland	9,723
1971-72	23	10	13	.435	1,736	1,737	Zeke Hogeland	10,546
1972-73	24	11	13	.458	1,795	1,813	Zeke Hogeland	9,846
1973-74	26	4	22	.154	1,687	2,012	James Berry	9,587
1974-75	26	6	20	.231	1,824	2,119	James Berry	8,800
1975-76	26	9	17	.346	1,959	2,102	James Berry	9,777
1976-77	27	9	18	.333	1,927	2,027	James Berry	10,300
1977-78	27	15	12	.556	1,898	1,869	James Berry	10,342
1978-79	29	18	11	.620	2,213	2,055	James Berry	10,343
1979-80	25	12	13	.480	1,656	1,627	James Berry	10,200
1980-81	27	8	19	.296	1,611	1,832	James Berry	11,020
1981-82*27	12	15	15	.444	1,649	1,802	James Berry	10,954
1982-83	31	13	18	.419	2,010	2,032	James Berry	10,954
1983-84	28	18	10	.643	1,932	1,945	James Berry	11,204
1984-85	28	12	16	.429	1,821	1,857	James Berry	11,200
1985-86	27	8	19	.296	1,907	1,991	James Berry	11,500
1986-87	28	13	15	.464	2,028	2,054	Eldon Miller	11,500
1987-88	28	10	18	.357	2,172	2,227	Eldon Miller	11,500
1988-89	28	19	9	.679	2,382	2,279	Eldon Miller	11,500
1989-90	32	23	9	.710	2,493	2,328	Eldon Miller	11,500
1990-91	32	13	19	.406	2,170	2,248	Eldon Miller	12,600
1991-92	28	10	18	.357	1,815	1,916	Eldon Miller	12,200
1992-93	27	12	15	.444	1,655	1,778	Eldon Miller	13,163
1993-94	29	16	13	.552	2,174	2,086	Eldon Miller	12,800
1994-95	28	8	20	.400	1,902	2,113	Eldon Miller	12,800
1995-96	27	14	13	.519	2,083	2,039	Eldon Miller	12,800
1996-97	28	16	12	.571	1,996	1,947	Eldon Miller	13,000
1997-98	27	10	17	.370	1,869	1,900	Eldon Miller	13,100
1998-99	27	9	18	.333	1,903	1,961	Sam Weaver	13,221
1999-00	29	14	15	.483	1,798	1,844	Sam Weaver	13,750
2000-01	31	7	24	.226	1,865	2,086	Sam Weaver	13,800
2001-02	29	14	15	.483	2,056	2,118	Greg McDermott	14,200
2002-03	28	11	17	.393	1,830	1,895	Greg McDermott	13,926
2003-04**31	21	10	11	.677	2,147	2,015	Greg McDermott	13,411
2004-05	32	21	11	.656	2,311	2,127	Greg McDermott	12,651
2005-06	33	23	10	.697	2,165	1,907	Greg McDermott	12,513
2006-07	31	18	13	.581	2,040	1,947	Ben Jacobson	12,260
2007-08	32	18	14	.563	1,996	1,931	Ben Jacobson	12,609
2008-09**34	23	11	12	.676	2,290	2,158	Ben Jacobson	12,908
2009-10**35	30	5	25	.857	2,216	1,929	Ben Jacobson	13,080
2010-11	34	20	14	.588	2,167	2,046	Ben Jacobson	13,201
2011-12	34	20	14	.588	2,216	2,106	Ben Jacobson	13,168
1900-2012	2,234	1,179	1,069	.524				

# North Central Conference Title  
## Shared North Central Conference Title  
\* Shared Mid-Continent Conference Title  
\*\* Missouri Valley Conference Tournament Title

1905-06  
(Incomplete)  
Iowa ..... L..... 9-51

1906-07  
(5-4)  
Iowa ..... L..... 16-73  
Waterloo West..... W..... 36-34  
Waterloo East..... W..... 48-18  
Lennox..... L..... 20-33  
Leander Clark..... L..... 23-27  
Leander Clark..... W..... 46-31  
Coe..... L..... 20-39  
Waterloo YMCA..... W..... 37-33  
Coe..... L..... 28-39  
Charles City..... W..... 54-34  
Coach—R.F. Seymour

1907-08  
(4-4)  
Grinnell..... L..... 23-51  
Drake..... W..... 53-27  
Waterloo YMCA..... W..... 44-29  
Grinnell..... L..... 19-55  
Kansas Normal..... L..... 26-32  
Leander Clark..... W..... 38-23  
Iowa..... L..... 29-33  
Charles City..... W..... 73-25  
Coach—R.F. Seymour

1908-09  
(5-7)  
Ellsworth..... W..... 53-26  
Waterloo West..... W..... 44-22  
Grinnell..... L..... 19-53  
Iowa..... L..... 12-42  
Grinnell..... L..... 5-33  
Leander Clark..... W..... 32-24  
Waterloo YMCA..... W..... 43-20  
Iowa..... L..... 9-49  
Leander Clark..... W..... 34-27  
Missouri North..... L..... 16-38  
Kansas Normal..... L..... 8-24  
Des Moines YMCA... L..... 14-31  
Coach—R.F. Seymour

1909-10  
(4-3)  
Charles City..... L..... 23-26  
Waterloo YMCA..... L..... 11-27  
Iowa..... L..... 11-34  
Kansas Normal..... W..... 23-17  
Cornell..... W..... 34-33  
Cornell..... W..... 22-10  
Waterloo YMCA..... W..... 31-20  
Coach—Clayton B. Simmons

1910-11  
(Incomplete)  
Iowa ..... L..... 17-43

1911-12  
(2-8)  
Lennox..... W..... 36-11  
Coe..... L..... 21-24  
Leander Clark..... L..... 25-32  
Charles City..... L..... 17-49  
Iowa..... L..... 8-28  
Leander Clark..... W..... 19-13  
Cornell..... L..... 16-50  
Cornell..... L..... 17-32  
Coe..... L..... 9-35  
Iowa..... L..... 16-21  
Coach—H.F. Pasini

1912-13  
(6-4)  
Iowa ..... L..... 20-24  
Iowa ..... L..... 15-21  
Coach—H.F. Pasini

1913-14  
(6-4)  
Iowa ..... L..... 20-21  
Drake..... L..... 12-24  
Parsons..... W..... 22-14  
St. Joseph..... W..... 23-21  
Upper Iowa..... L..... 25-29  
Charles City..... W..... 43-15  
Iowa..... L..... 14-27  
St. Joseph..... W..... 27-13  
Drake..... W..... 37-12  
Charles City..... W..... 34-16  
Coach—Allen P. Berkstresser

1914-15  
(4-8)  
Grinnell..... L..... 11-46  
Iowa..... L..... 16-44  
Drake..... L..... 16-21  
Des Moines..... L..... 25-41  
Wisconsin Normal.. W..... 19-12  
Upper Iowa..... W..... 27-15  
Central..... W..... 33-8  
Kansas Normal..... L..... 14-26  
Dubuque..... L..... 15-17  
Wisconsin Normal.. L..... 22-36  
Dubuque Gorman.. W..... 47-16  
Beloit..... L..... 20-28  
Coach—Allen P. Berkstresser

1915-16  
(No Record)  
Coach—Allen P. Berkstresser

1916-17  
(Partial Record)  
Iowa State..... L..... 15-22  
Iowa..... L..... 15-33  
Coach—Allen P. Berkstresser

1917-18  
(5-5)  
Waterloo YMCA..... W..... 29-13  
Cornell..... L..... 23-34  
Dubuque..... W..... 40-17  
Grinnell..... W..... 20-19  
Coe..... L..... 33-34  
Dubuque..... W..... 17-13  
Upper Iowa..... L..... 29-30  
Upper Iowa..... W..... 21-13  
Coe..... L..... 17-20  
Creighton..... L..... 15-35  
No Coach Designated

1918-19  
(2-6)  
Camp Dodge..... L..... 23-29  
Des Moines..... W..... 14-12  
Cornell..... L..... 23-25  
Coe..... L..... 13-26  
Grinnell..... L..... 17-18  
Des Moines..... L..... 20-31  
Coe..... W..... 19-16  
Upper Iowa..... L..... 6-26  
Coach—Russell Glaesner

1919-20  
(7-9)  
Cedar Valley..... W..... 15-14  
Cornell..... L..... 13-22  
Iowa State..... L..... 19-28  
William Penn..... W..... 28-13  
Waterloo Legion... W..... 32-22  
Cornell..... L..... 12-34  
Iowa Wesleyan..... W..... 31-27  
Dubuque..... L..... 18-36  
Parsons..... W..... 33-15  
Dubuque..... L..... 11-47  
Lennox..... L..... 24-25  
Des Moines..... W..... 33-16  
Lennox..... L..... 15-18  
Des Moines..... L..... 8-16  
Simpson..... L..... 22-34  
Upper Iowa..... W..... 32-8  
Coach—Ivan Doseff

1920-21  
(7-5)  
Parsons..... L..... 14-24  
Iowa Wesleyan..... L..... 14-29  
Lennox..... W..... 24-22  
Buena Vista..... W..... 32-6  
Morningside..... W..... 21-14  
Des Moines..... L..... 14-21  
Dubuque..... L..... 18-35  
Lennox..... W..... 23-15  
Iowa Wesleyan..... W..... 29-5  
Upper Iowa..... W..... 25-10  
Dubuque..... L..... 20-34  
Buena Vista..... W..... 26-11  
Coach—Ivan Doseff

1921-22  
(9-2)  
Luther..... L..... 13-17  
Luther..... W..... 24-18  
Simpson..... W..... 28-24  
Still..... W..... 31-14  
William Penn..... W..... 25-8  
Buena Vista..... W..... 26-17  
Upper Iowa..... L..... 18-24  
Simpson..... W..... 23-18  
William Penn..... W..... 20-16  
Still..... W..... 26-21  
Upper Iowa..... W..... 20-16  
Coach—L.L. Mendenhall

1922-23  
(10-1)  
Cornell..... W..... 22-21  
Still..... W..... 33-16  
Luther..... W..... 34-16  
William Penn..... W..... 27-17  
Simpson..... W..... 15-12  
Still..... W..... 23-17  
Upper Iowa..... W..... 28-13  
William Penn..... W..... 29-17  
Simpson..... W..... 28-19  
Cornell..... L..... 23-24  
Upper Iowa..... W..... 25-13  
Coach—L.L. Mendenhall

1923-24  
(8-4)  
Hamilton..... W..... 21-9  
Hamilton..... W..... 33-20  
William Penn..... W..... 23-14  
William Penn..... W..... 26-22  
Iowa Wesleyan..... W..... 25-8  
Parsons..... W..... 17-13  
Simpson..... L..... 10-25  
Upper Iowa..... W..... 19-14  
Iowa Wesleyan..... L..... 15-17  
Upper Iowa..... W..... 31-17  
Simpson..... L..... 10-22  
Parsons..... L..... 12-16  
Coach—L.L. Mendenhall

1924-25  
(10-1)  
Ellsworth..... W..... 20-18  
Dubuque..... W..... 26-24  
William Penn..... W..... 34-16  
Upper Iowa..... W..... 31-15  
Simpson..... W..... 27-16  
Dubuque..... W..... 38-25  
Parsons..... W..... 28-22  
Upper Iowa..... W..... 19-7  
Simpson..... L..... 22-25  
Parsons..... W..... 27-23  
William Penn..... W..... 29-17  
Coach—A.D. Dickinson

1925-26  
(10-3)  
Central..... W..... 32-22  
Iowa Wesleyan..... W..... 34-14  
William Penn..... W..... 33-31  
Central..... W..... 24-14  
William Penn..... L..... 18-25  
Simpson..... W..... 27-24  
Upper Iowa..... W..... 18-13  
Parsons..... W..... 20-19  
Parsons..... L..... 20-31  
Iowa Wesleyan..... W..... 36-23  
Upper Iowa..... W..... 37-12  
Luther..... L..... 14-21  
Luther..... W..... 35-24  
Coach—A.D. Dickinson

1926-27  
(6-7)  
Cornell..... L..... 22-24  
Coe..... L..... 14-15  
Coe..... W..... 23-20  
Upper Iowa..... L..... 16-24  
William Penn..... W..... 35-22  
Central..... L..... 22-37  
Iowa Wesleyan..... W..... 24-19  
Parsons..... W..... 17-27  
William Penn..... W..... 34-33  
Parsons..... L..... 17-27  
Iowa Wesleyan..... W..... 42-24  
Central..... L..... 16-44  
Upper Iowa..... W..... 31-20  
Coach—A.D. Dickinson

1927-28  
(7-8)  
Cornell..... W..... 34-31  
Luther..... L..... 22-25  
Upper Iowa..... L..... 23-24  
Iowa Wesleyan..... L..... 20-36  
Parsons..... L..... 28-39  
Luther..... L..... 16-19  
William Penn..... W..... 28-19  
Upper Iowa..... W..... 32-22  
Central..... W..... 33-18  
Buena Vista..... W..... 40-17  
Des Moines..... L..... 16-23  
Parsons..... L..... 23-25  
William Penn..... W..... 42-33  
Central..... W..... 33-17  
Iowa Wesleyan..... L..... 21-26  
Coach—A.D. Dickinson

1928-29  
(12-5)  
Cornell..... L..... 23-34  
Coe..... L..... 18-24  
Columbia..... W..... 26-20  
Columbia..... W..... 24-22  
Luther..... L..... 20-21  
Dubuque..... W..... 33-21  
Parsons..... W..... 37-29  
William Penn..... W..... 43-28  
Upper Iowa..... W..... 38-16  
Luther..... L..... 21-27  
Des Moines..... W..... 41-30  
West Union..... W..... 29-26  
Upper Iowa..... W..... 25-19  
Central..... W..... 26-19  
William Penn..... W..... 34-25  
Parsons..... W..... 25-16  
Iowa State..... L..... 27-29  
Coach—A.D. Dickinson

1929-30  
(13-2)  
Cornell..... L..... 20-22  
Coe..... W..... 21-14  
Columbia..... W..... 26-22  
Parsons..... W..... 39-14  
William Penn..... W..... 23-19  
Simpson..... W..... 30-28  
Upper Iowa..... W..... 30-19  
Parsons..... W..... 27-18  
William Penn..... W..... 21-17  
Luther..... L..... 20-28  
Upper Iowa..... W..... 42-21  
Simpson..... W..... 34-27  
Columbia..... W..... 24-19  
Dubuque..... W..... 43-10  
Luther..... W..... 35-25  
Coach—A.D. Dickinson

1930-31  
(9-3)  
Coe..... W..... 27-17  
Dubuque..... W..... 47-13  
Simpson..... W..... 47-17  
Luther..... L..... 12-25  
Parsons..... W..... 41-22  
Dubuque..... W..... 23-16  
Columbia..... L..... 28-35  
Simpson..... W..... 35-30  
Luther..... L..... 17-27  
Parsons..... W..... 38-24  
William Penn..... W..... 55-13  
Columbia..... W..... 36-24  
Coach—A.D. Dickinson



<p>1931-32 (10-6)</p> <p>Oklahoma A&amp;M..... W..... 29-27 Coe..... W..... 29-26 Carleton..... L..... 18-31 Hamline..... L..... 22-29 Columbia..... W..... 32-24 Simpson..... W..... 41-24 Luther..... L..... 14-25 Central..... L..... 19-32 Columbia..... W..... 35-18 Luther..... L..... 21-34 William Penn..... W..... 47-20 Parsons..... W..... 33-30 Simpson..... W..... 36-24 Parsons..... W..... 32-30 William Penn..... W..... 37-31 Central..... L..... 37-43 Coach—A.D. Dickinson</p> <p>1932-33 (9-4)</p> <p>Coe..... L..... 32-34 Iowa State..... L..... 23-29 Hamline..... W..... 28-22 Columbia..... W..... 49-17 Luther..... W..... 32-29 Parsons..... W..... 40-37 William Penn..... W..... 41-25 Columbia..... L..... 40-44 Simpson..... W..... 26-22 William Penn..... L..... 40-44 Parsons..... W..... 27-24 Luther..... W..... 30-27 Simpson..... L..... 22-26 Coach—Melvin Fritzel</p> <p>1933-34 (9-5)</p> <p>Columbia..... W..... 34-17 Grinnell..... W..... 34-33 Coe..... W..... 27-18 Grinnell..... L..... 22-30 Cornell..... W..... 34-32 Cornell..... L..... 30-35 Coe..... L..... 29-31 Columbia..... L..... 20-36 Simpson..... W..... 29-27 Luther..... W..... 35-21 William Penn..... L..... 31-38 Luther..... W..... 36-24 Simpson..... W..... 28-24 William Penn..... W..... 42-25 Coach—A.D. Dickinson</p> <p>1934-35 (6-10, 1-3 North Central Conference)</p> <p>Grinnell..... W..... 25-24 William Penn..... L..... 20-21 Coe..... L..... 25-30 Luther..... W..... 36-32 Cornell..... L..... 25-37 Morningside..... L..... 42-49 Grinnell..... L..... 24-43 Simpson..... W..... 28-25 Luther..... L..... 24-29 Morningside..... W..... 47-38 Cornell..... L..... 37-48 Omaha..... L..... 31-45 Simpson..... W..... 34-31 Coe..... L..... 29-33 William Penn..... W..... 29-26 Omaha..... L..... 23-42 Coach—A.D. Dickinson</p>	<p>1935-36 (6-10, 3-8 NCC)</p> <p>Coe..... L..... 15-16 Morningside..... W..... 23-22 South Dakota..... L..... 28-41 South Dakota State W..... 32-30 Coe..... L..... 21-28 North Dakota..... L..... 31-43 Morningside..... L..... 30-33 South Dakota..... W..... 27-26 South Dakota State. L..... 37-39 North Dakota State. L..... 23-31 North Dakota..... L..... 29-52 North Dakota State. L..... 25-35 Omaha..... W..... 37-26 Omaha..... L..... 21-34 Luther..... W..... 29-18 Luther..... W..... 39-19 Coach—A.D. Dickinson</p> <p>1936-37 (5-7, 3-6 NCC)</p> <p>Grinnell..... W..... 22-18 Coe..... L..... 21-22 North Dakota..... L..... 23-25 Grinnell..... L..... 38-46 South Dakota State W..... 36-35 Morningside..... L..... 22-25 Morningside..... L..... 16-32 Omaha..... W..... 33-24 North Dakota State. L..... 23-28 Coe..... W..... 35-34 South Dakota..... L..... 30-34 Omaha..... W..... 46-31 Coach—A.D. Dickinson</p> <p>1937-38 (9-5, 6-2 NCC)</p> <p>Iowa State..... L..... 26-30 Washington Univ. ... W..... 36-32 Coe..... W..... 46-41 Coe..... W..... 40-21 Iowa State..... L..... 28-35 Omaha..... W..... 33-30 North Dakota..... L..... 33-42 North Dakota State.W..... 34-25 South Dakota State W..... 29-18 South Dakota..... W..... 28-22 Omaha..... W..... 55-43 Morningside..... W..... 29-23 Hamline..... L..... 30-33 Morningside..... L..... 34-41 Coach—O.M. Nordly</p> <p>1938-39 (9-8, 5-3 NCC)</p> <p>Coe..... W..... 36-26 Hamline..... L..... 33-35 Western Illinois..... W..... 51-43 Iowa State..... W..... 38-29 Coe..... W..... 39-32 Grinnell..... L..... 36-52 Iowa State..... L..... 32-43 North Dakota..... W..... 35-23 Morningside..... L..... 34-48 Grinnell..... L..... 25-29 South Dakota..... L..... 38-50 South Dakota State. L..... 41-50 Omaha..... W..... 53-24 North Dakota State W..... 45-43 Omaha..... W..... 24-19 Western Illinois..... L..... 32-58 Morningside..... W..... 42-17 Coach—O.M. Nordly</p>	<p>1939-40 (11-7, 5-3 NCC)</p> <p>Coe..... W..... 40-27 Grinnell..... W..... 40-38 Coe..... W..... 39-38 Northeast Missouri W..... 30-28 SW Louisiana..... W..... 37-29 Coe..... L..... 23-29 Detroit..... L..... 28-29 Western Illinois..... L..... 24-34 South Dakota State W..... 36-31 South Dakota..... L..... 26-39 North Dakota State. L..... 40-44 North Dakota..... W..... 32-30 Omaha..... W..... 43-32 Grinnell..... W..... 33-32 Morningside..... W..... 40-33 Northeast Missouri.. L..... 40-42 Omaha..... L..... 39-48 Morningside..... W..... 40-39 Coach—O.M. Nordly</p> <p>1940-41 (11-6, 5-3 NCC)</p> <p>St. Thomas..... L..... 24-35 Coe..... W..... 49-38 SW Louisiana..... W..... 49-24 Wayne State..... W..... 32-29 North Dakota..... W..... 49-40 Western Illinois..... L..... 50-52 South Dakota..... L..... 37-45 South Dakota State W..... 49-36 Omaha..... L..... 27-47 Chicago Technical.. W..... 20-19 Coe..... W..... 40-36 North Dakota State W..... 61-53 Chicago Technical.. W..... 24-22 Morningside..... W..... 56-42 Omaha..... W..... 27-19 Wayne State..... L..... 36-41 Morningside..... L..... 41-48 Coach—O.M. Nordly</p> <p>1941-42 (10-9, 5-4 NCC)</p> <p>St. Thomas..... L..... 36-44 Chicago Technical... L..... 31-34 Milwaukee Technical L..... 33-50 Chicago Technical.. W..... 44-33 Morningside..... L..... 22-34 Grinnell..... L..... 39-47 South Dakota State W..... 38-37 Western Illinois..... W..... 40-35 North Dakota State. L..... 33-44 Omaha..... W..... 43-35 South Dakota..... W..... 48-26 Luther..... W..... 48-39 Western Illinois..... W..... 60-45 North Dakota..... W..... 50-38 North Dakota State. L..... 34-38 Omaha..... W..... 47-42 Luther..... L..... 21-32 Morningside..... L..... 35-42 Grinnell..... W..... 48-31 Coach—O.M. Nordly</p>	<p>1942-43 (3-9, 2-6 NCC)</p> <p>Loras..... L..... 35-50 South Dakota State. L..... 27-46 Loras..... L..... 36-38 Grinnell..... W..... 44-28 Iowa State..... L..... 33-34 North Dakota..... L..... 28-32 Augustana..... W..... 58-36 South Dakota..... L..... 32-35 Morningside..... L..... 33-36 South Dakota State. L..... 42-46 Augustana..... L..... 38-40 Morningside..... W..... 50-42 Coach—O.M. Nordly</p> <p>1943-44 No Basketball (War Years)</p> <p>1944-45 No Basketball (War Years)</p> <p>1945-46 (13-7)</p> <p>Grinnell..... W..... 96-32 Drake..... L..... 33-36 St. Ambrose..... W..... 75-32 Northern Illinois..... W..... 58-38 South Dakota State W..... 60-28 Simpson..... W..... 61-39 South Dakota State. L..... 40-49 Augustana..... W..... 53-41 Loras..... W..... 48-43 South Dakota..... W..... 50-45 Morningside..... L..... 47-49 Simpson..... W..... 52-44 Augustana..... W..... 46-32 St. Ambrose..... W..... 45-35 Ottumwa P-F..... W..... 46-42 Hamline..... L..... 38-51 Ottumwa P-F..... L..... 37-71 Loras..... L..... 43-56 Montana State..... W..... 58-42 Pepperdine..... L..... 22-64 Coach—O.M. Nordly</p> <p>1946-47 (6-14, 3-4 NCC)</p> <p>Ottumwa P-F..... W..... 53-40 Hamline..... L..... 44-48 Iowa State..... L..... 36-47 St. Ambrose..... W..... 47-37 Western Illinois..... L..... 39-56 Northern Illinois..... L..... 35-37 Emporia..... L..... 36-46 Ottumwa P-F..... L..... 48-51 Milwaukee Tech Coll. L..... 35-44 North Dakota..... L..... 42-45 North Dakota State W..... 49-42 South Dakota State W..... 60-53 Augustana..... L..... 34-35 Western Michigan... L..... 36-45 Morningside..... W..... 46-42 South Dakota State. L..... 48-67 St. Ambrose..... W..... 62-44 Western Illinois..... L..... 42-49 Western Michigan... L..... 54-63 Augustana..... L..... 42-46 Coach—O.M. Nordly</p>	<p>1947-48 (14-6, 9-1 NCC)</p> <p>Drake..... L..... 49-58 South Dakota..... W..... 54-29 North Dakota..... W..... 53-39 Simpson..... W..... 54-44 Luther..... W..... 52-38 Gustavus Adolphus.. L..... 48-53 Mankato State..... W..... 68-59 South Dakota State W..... 69-42 Iowa State..... L..... 47-52 North Dakota State W..... 49-40 South Dakota..... W..... 42-33 Morningside..... W..... 71-49 Luther..... W..... 69-43 Augustana..... W..... 59-37 South Dakota State. L..... 37-41 Luther..... L..... 40-48 Augustana..... W..... 45-44 Morningside..... W..... 41-40 Luther..... W..... 58-42 San Jose State..... L..... 58-64 Coach—O.M. Nordly</p> <p>1948-49 (16-6, 8-2 NCC)</p> <p>Upper Iowa..... W..... 63-35 South Dakota..... W..... 60-46 Nebraska..... L..... 52-63 St. Olaf..... W..... 49-35 Ithaca..... W..... 41-40 Kansas State..... L..... 47-54 Mankato State..... W..... 56-52 St. John's..... W..... 69-45 North Dakota..... W..... 57-41 South Dakota State W..... 47-35 Augustana..... W..... 42-40 South Dakota State W..... 54-46 Wis-River Falls..... L..... 53-55 North Dakota State W..... 71-52 North Dakota..... L..... 51-60 Carleton..... W..... 60-48 Morningside..... L..... 55-57 Loras..... W..... 61-52 Augustana..... W..... 51-34 Morningside..... W..... 62-42 Wisconsin-River Falls W..... 65-64 Emporia..... L..... 49-63 Coach—O.M. Nordly</p> <p>1949-50 (16-5, 9-3 NCC)</p> <p>Central..... W..... 70-20 St. Olaf..... W..... 70-56 Central..... W..... 69-47 Nebraska..... L..... 54-60 North Dakota..... L..... 63-66 Fresno State..... W..... 64-42 Wis.-LaCrosse..... W..... 48-43 Wis.-River Falls..... W..... 63-49 South Dakota State W..... 68-59 South Dakota..... W..... 68-43 Morningside..... W..... 75-56 North Dakota..... L..... 66-70 North Dakota State W..... 57-48 Loras..... L..... 59-64 North Dakota State W..... 57-45 South Dakota..... L..... 44-60 Morningside..... W..... 65-53 Augustana..... W..... 85-44 Augustana..... W..... 62-59 South Dakota State W..... 67-66 Carleton..... W..... 59-43 Coach—O.M. Nordly</p>
--	---	--	--	--

1950-51  
(14-9, 9-3 NCC)  
Mankato State ..... W..... 57-39  
Carleton ..... L..... 48-60  
Upper Iowa ..... W..... 57-43  
Wisconsin-LaCrosse L..... 38-48  
North Dakota ..... W..... 60-51  
Nebraska..... L..... 55-63  
Hastings..... L..... 57-58  
Hastings..... L..... 46-49  
Grinnell..... L..... 60-63  
North Dakota State W..... 56-54  
Augustana..... W..... 59-52  
South Dakota ..... W..... 61-48  
Morningside..... W..... 55-53  
Loras..... W..... 54-51  
North Dakota State W..... 50-39  
Morningside..... W..... 71-60  
South Dakota ..... L..... 51-55  
South Dakota State W..... 51-41  
South Dakota State L..... 42-55  
Augustana..... W..... 56-39  
North Dakota State W..... 45-40  
North Dakota ..... L..... 57-63  
Augustana..... W..... 42-38  
Coach—O.M. Nordly

1951-52  
(14-10, 6-6 NCC)  
North Central ..... L..... 46-57  
Nebraska..... L..... 44-60  
Wartburg ..... W..... 70-56  
Mankato State ..... W..... 58-56  
St. Thomas..... W..... 53-51  
North Dakota ..... W..... 74-53  
Coe..... W..... 72-49  
Luther ..... W..... 62-060  
St. Thomas..... W..... 67-51  
South Dakota State W..... 63-53  
South Dakota ..... W..... 51-48  
North Dakota ..... L..... 54-55  
North Dakota State L..... 57-60  
Grinnell..... L..... 46-54  
St. Ambrose ..... W..... 73-57  
North Dakota State W..... 39-37  
Morningside..... L..... 63-93  
South Dakota ..... L..... 51-52  
Augustana..... L..... 54-58  
South Dakota State W..... 52-50  
Augustana..... W..... 74-60  
Morningside..... L..... 57-58  
Loras..... W..... 69-68  
Carleton ..... L..... 48-53  
Coach—O.M. Nordly

1952-53  
(14-11, 10-2 NCC)  
St. Thomas..... L..... 51-83  
North Central ..... L..... 65-83  
Mankato State ..... L..... 41-77  
Wartburg ..... L..... 66-73  
Loras..... W..... 66-55  
North Dakota ..... W..... 74-65  
Simpson..... W..... 74-69  
St. Thomas..... L..... 57-74  
South Dakota ..... W..... 68-52  
Grinnell..... L..... 66-69  
Carleton ..... L..... 58-67  
North Dakota State W..... 67-59  
South Dakota ..... W..... 66-60  
Morningside..... W..... 80-77  
South Dakota State W..... 58-51  
Augustana..... W..... 67-60  
South Dakota State L..... 40-66  
North Dakota State W..... 71-65

North Dakota ..... L..... 73-85  
Morningside ..... W..... 90-72  
Augustana..... W..... 79-63  
Carleton ..... L..... 62-73  
Cornell ..... W..... 70-57  
St. Ambrose ..... W..... 90-78  
Stetson ..... L..... 57-75  
Coach—O.M. Nordly

1953-54  
(6-15, 6-6 NCC)  
Cornell ..... L..... 61-65  
Wartburg ..... L..... 62-64  
North Dakota ..... L..... 61-71  
Loras..... L..... 71-89  
St. Thomas..... L..... 42-87  
St. Thomas..... L..... 70-86  
Macalester..... L..... 54-62  
South Dakota ..... W..... 64-48  
North Dakota State L..... 61-65  
North Dakota ..... W..... 61-53  
North Dakota State W..... 73-65  
South Dakota ..... L..... 46-61  
Morningside..... L..... 69-79  
Grinnell..... L..... 82-84  
Augustana..... W..... 65-50  
South Dakota State L..... 63-70  
Morningside..... L..... 58-66  
South Dakota State W..... 58-54  
Augustana..... W..... 87-63  
Mankato State ..... L..... 57-66  
Cornell ..... L..... 65-84  
Coach—O.M. Nordly

1954-55  
(11-11, 7-5 NCC)  
Loras..... W..... 100-76  
Wartburg ..... W..... 74-70  
Southwest Kansas .. L..... 73-82  
North Dakota State L..... 63-78  
North Dakota ..... L..... 67-71  
Augustana..... W..... 94-66  
Morningside..... W..... 78-71  
North Dakota State L..... 49-66  
Cornell ..... L..... 83-93  
South Dakota ..... W..... 64-61  
Cornell ..... L..... 60-82  
Loras..... L..... 73-81  
North Dakota State W..... 76-70  
South Dakota ..... L..... 67-68  
Morningside..... L..... 74-83  
South Dakota State W..... 83-65  
South Dakota State L..... 70-98  
Augustana..... W..... 87-86  
Grinnell..... L..... 85-88  
North Dakota ..... W..... 89-71  
Morningside..... W..... 103-71  
Augustana..... W..... 95-57  
Coach—Stanley Hall

1955-56  
(8-11, 5-7 NCC)  
Grinnell..... W..... 52-73  
Cornell ..... W..... 75-72  
Winona State..... W..... 63-52  
North Dakota ..... L..... 70-75  
Wartburg ..... L..... 75-91  
Wisconsin-LaCrosse L..... 86-102  
North Dakota State L..... 81-86  
North Dakota ..... L..... 66-87  
South Dakota ..... W..... 81-58  
North Dakota State W..... 76-71  
Loras..... W..... 79-69  
Augustana..... L..... 59-72  
South Dakota State L..... 56-93

Augustana..... W..... 81-69  
South Dakota State L..... 70-88  
Morningside..... W..... 72-67  
South Dakota ..... L..... 64-73  
Cornell ..... W..... 75-90  
Morningside..... W..... 88-79  
Coach—Stanley Hall

1956-57  
(12-10, 5-7 NCC)  
Loras..... L..... 66-77  
Cornell ..... L..... 59-72  
Winona State..... L..... 79-81  
North Dakota ..... W..... 71-48  
North Dakota State W..... 72-54  
Northwest Missouri W..... 75-62  
Luther ..... W..... 68-64  
Wartburg ..... W..... 91-74  
Wisconsin-LaCrosse W..... 67-65  
South Dakota ..... L..... 60-87  
Morningside..... L..... 72-78  
Wartburg ..... W..... 62-59  
North Dakota State W..... 71-65  
South Dakota ..... L..... 52-55  
South Dakota State L..... 62-70  
South Dakota State L..... 53-82  
Augustana..... L..... 67-76  
Cornell ..... W..... 65-60  
Augustana..... W..... 64-55  
Morningside..... L..... 51-60  
Grinnell..... W..... 76-67  
North Dakota ..... W..... 88-78  
Coach—James Witham

1957-58  
(9-14, 3-9 NCC)  
Detroit Tech ..... W..... 85-68  
Northwest Missouri W..... 57-52  
Washburn ..... L..... 54-65  
Cornell ..... L..... 61-62  
North Dakota State L..... 51-70  
North Dakota ..... W..... 61-47  
Mankato State ..... W..... 65-55  
Wartburg ..... W..... 57-54  
Grinnell..... W..... 62-52  
Loras..... L..... 71-73  
Cornell ..... L..... 66-79  
South Dakota State L..... 67-72  
Augustana..... L..... 59-60  
South Dakota ..... L..... 50-62  
North Dakota State L..... 58-65  
North Dakota ..... L..... 56-65  
Morningside..... L..... 72-90  
South Dakota ..... L..... 70-84  
Mankato State ..... W..... 62-56  
Morningside..... W..... 94-55  
Wartburg ..... L..... 56-62  
South Dakota State L..... 69-83  
Augustana..... W..... 65-51  
Coach—James Witham

1958-59  
(11-12, 6-6 NCC)  
Northeast Missouri L..... 53-54  
Macalester..... L..... 57-70  
North Dakota ..... W..... 67-59  
North Dakota State L..... 107-109  
Cornell ..... W..... 71-64  
Mankato State ..... W..... 65-59  
Gustavus Adolphus W..... 85-78  
Wartburg ..... L..... 61-64  
North Dakota State W..... 74-72  
Morningside..... W..... 72-68  
Cornell ..... L..... 73-74  
South Dakota ..... L..... 58-63

Augustana..... W..... 69-52  
South Dakota ..... L..... 57-69  
Morningside..... L..... 75-80  
South Dakota State L..... 75-92  
Augustana..... W..... 70-67  
South Dakota State L..... 77-99  
Wartburg ..... L..... 73-78  
Loras..... L..... 68-85  
Omaha..... W..... 95-73  
Hamline..... W..... 80-78  
North Dakota ..... W..... 73-71  
Coach—James Witham

1959-60  
(15-8, 8-4 NCC)  
Northeast Missouri L..... 72-86  
Macalester..... W..... 65-65  
Northern Illinois..... L..... 71-81  
Illinois State ..... L..... 74-87  
North Dakota ..... W..... 78-53  
Grinnell..... W..... 74-65  
Northern Illinois..... W..... 76-62  
Mankato State ..... W..... 69-63  
South Dakota ..... L..... 75-86  
South Dakota State L..... 72-82  
Augustana..... L..... 72-76  
North Dakota State W..... 85-62  
Morningside..... W..... 101-69  
South Dakota ..... L..... 73-77  
South Dakota State W..... 87-79  
Omaha..... W..... 69-60  
North Dakota State W..... 90-82  
North Dakota ..... W..... 71-61  
Wartburg ..... L..... 62-69  
Morningside..... W..... 90-64  
Loras..... W..... 78-51  
Augustana..... W..... 73-61  
Hamline..... W..... 73-64  
Coach—James Witham

1960-61  
(16-5, 9-3 NCC)  
Nebraska..... L..... 6878  
Macalester..... W..... 65-54  
Northern Illinois..... W..... 75-56  
North Dakota State W..... 79-58  
St. Ambrose ..... W..... 96-60  
Wartburg ..... W..... 100-53  
North Dakota ..... L..... 63-65  
North Dakota State W..... 87-81  
Loras..... W..... 80-53  
South Dakota ..... W..... 71-66  
South Dakota State L..... 69-77  
Morningside..... W..... 87-64  
South Dakota ..... W..... 71-69  
Morningside..... W..... 83-49  
South Dakota State L..... 81-82  
Augustana..... W..... 71-59  
Mankato State ..... L..... 59-81  
Winona State..... W..... 86-67  
North Dakota ..... W..... 80-66  
Wartburg ..... W..... 86-64  
Coach—James Witham

1961-62  
(19-5, 8-4 NCC)  
Macalester..... W..... 83-57  
Winona State..... W..... 64-60  
Western Illinois..... W..... 78-75  
Parsons..... W..... 69-66  
Illinois State ..... W..... 95-76  
Cornell ..... W..... 75-51  
South Dakota State L..... 67-73  
Morningside..... L..... 67-72  
South Dakota ..... L..... 87-97

Loras..... W..... 84-49  
North Dakota State W..... 73-51  
South Dakota ..... W..... 85-60  
Augustana..... W..... 92-68  
North Dakota State W..... 71-58  
North Dakota ..... W..... 85-79  
Wartburg ..... W..... 92-67  
South Dakota State W..... 74-66  
Augustana..... L..... 68-71  
Mankato State ..... W..... 84-74  
Morningside..... W..... 98-74  
North Dakota ..... W..... 78-60  
Augustana..... W..... 81-78  
Hamline..... W..... 81-68  
Nebraska Wesleyan L..... 77-78  
Coach—Norman Stewart

1962-63  
(15-8, 8-4 NCC)  
Macalester..... W..... 76-65  
Winona State..... W..... 91-55  
Western Illinois..... W..... 83-69  
Nebraska..... L..... 59-78  
Bemidji State..... W..... 81-70  
Parsons..... W..... 89-75  
Cornell ..... L..... 66-82  
MacMurray..... W..... 80-67  
Morningside..... W..... 73-68  
South Dakota ..... L..... 66-83  
Augustana..... W..... 89-61  
North Dakota ..... L..... 71-76  
North Dakota State W..... 68-65  
South Dakota ..... W..... 74-59  
Augustana..... W..... 68-64  
South Dakota State L..... 74-83  
North Dakota State L..... 79-84  
Loras..... L..... 63-71  
Mankato State ..... L..... 62-79  
Morningside..... W..... 79-66  
Wartburg ..... W..... 75-65  
North Dakota ..... W..... 84-69  
North Dakota State W..... 92-77  
Coach—Norman Stewart

1963-64  
(23-4, 11-1 NCC)  
Buena Vista ..... W..... 80-58  
Iowa State..... W..... 59-54  
Winona State..... W..... 86-75  
Mankato State ..... W..... 71-59  
North Dakota State W..... 78-51  
North Dakota ..... W..... 63-62  
Wartburg ..... W..... 85-59  
Western Illinois..... W..... 73-68  
Northern Illinois..... W..... 70-59  
MacMurray..... W..... 75-56  
Western Illinois..... L..... 65-75  
South Dakota State W..... 96-74  
Morningside..... W..... 90-62  
North Dakota State W..... 89-62  
South Dakota ..... W..... 82-74  
Northern Illinois..... W..... 88-80  
Augustana..... W..... 89-48  
Morningside..... W..... 79-63  
South Dakota ..... W..... 96-84  
North Dakota ..... W..... 101-79  
South Dakota State L..... 51-83  
Augustana..... W..... 80-75  
Washington Univ.... W..... 71-56  
Mankato State ..... W..... 71-64  
Southeast Missouri W..... 93-85  
Evansville..... L..... 67-82  
North Carolina A&T L..... 72-91  
Coach—Norman Stewart

1964-65  
(16-7, 8-4 NCC)  
Iowa State..... W..... 54-50  
Mankato State ..... L..... 62-64  
Macalester..... W..... 78-68  
Southern Illinois..... L..... 48-67  
Washington Univ. .... L..... 71-82  
North Dakota ..... L..... 53-69  
Western Illinois..... W..... 87-73  
Northern Illinois..... W..... 83-69  
Wartburg ..... W..... 106-80  
South Dakota ..... L..... 66-77  
Morningside..... L..... 66-72  
Winona State..... W..... 104-85  
South Dakota State W..... 76-74  
North Dakota State W..... 82-69  
North Dakota State W..... 69-66  
North Dakota ..... L..... 60-63  
Northern Illinois..... W..... 68-64  
Augustana..... W..... 73-69  
South Dakota State W..... 88-79  
South Dakota ..... W..... 93-67  
Western Illinois..... W..... 80-63  
Augustana..... W..... 74-71  
Morningside..... W..... 103-86  
Coach—Norman Stewart

1965-66  
(13-7, 9-3 NCC)  
Mankato State ..... W..... 62-56  
Southern Illinois..... L..... 43-68  
Northeast Missouri. W..... 74-70  
Iowa State..... L..... 54-73  
North Dakota State. L..... 68-74  
North Dakota ..... L..... 55-86  
North Dakota ..... L..... 29-49  
Morningside..... W..... 78-54  
South Dakota State. L..... 56-67  
Wartburg ..... W..... 84-60  
South Dakota ..... W..... 62-49  
Augustana..... W..... 69-64  
South Dakota State. L..... 56-75  
North Dakota State W..... 88-74  
North Dakota ..... W..... 69-61  
South Dakota State W..... 80-67  
South Dakota ..... W..... 70-57  
Morningside..... W..... 78-62  
Augustana..... W..... 86-75  
Morningside..... W..... 93-56  
Coach—Norman Stewart

1966-67  
(11-11, 6-6 NCC)  
Iowa State..... L..... 78-79  
Western Illinois..... W..... 85-80  
Southern Illinois..... L..... 58-93  
Bemidji State ..... W..... 84-67  
Mankato State ..... L..... 62-64  
Northeast Missouri. W..... 79-61  
Western Illinois..... W..... 88-69  
South Dakota State W..... 76-64  
North Dakota State. L..... 56-64  
South Dakota ..... L..... 73-83  
Morningside..... W..... 74-71  
South Dakota ..... L..... 64-90  
North Dakota ..... L..... 58-64  
North Dakota State W..... 71-64  
Morningside..... W..... 74-68  
South Dakota ..... W..... 85-80  
South Dakota State. L..... 70-75  
Augustana..... L..... 60-86  
Augustana..... W..... 81-53  
North Dakota ..... L..... 64-92

North Dakota State. L..... 69-86  
South Dakota State W..... 90-81  
Coach—Norman Stewart

1967-68  
(15-7, 8-4 NCC)  
Culver-Stockton ..... W..... 111-80  
Mankato State ..... W..... 97-67  
Iowa State..... L..... 73-99  
Western Illinois..... W..... 87-74  
South Dakota ..... W..... 88-68  
North Dakota ..... L..... 69-90  
North Dakota State W..... 105-86  
South Dakota ..... W..... 71-69  
North Dakota State W..... 74-71  
North Dakota ..... L..... 72-85  
Augustana..... W..... 119-98  
Central Missouri St. W..... 89-74  
North Dakota State W..... 91-64  
South Dakota ..... L..... 78-89  
Morningside..... W..... 94-73  
South Dakota State W..... 102-87  
South Dakota State. L..... 78-121  
Augustana..... L..... 77-79  
Western Illinois..... W..... 111-79  
Central Missouri St. L..... 78-79  
North Dakota ..... W..... 94-77  
Morningside..... W..... 81-68  
Coach—Zeke Hogeland

1968-69  
(15-9, 9-3 NCC)  
Westmar..... W..... 89-61  
Gustavus Adolphus. L..... 67-78  
Montana State ..... L..... 80-82  
Montana ..... L..... 75-85  
Upper Iowa ..... W..... 90-70  
South Dakota State. L..... 71-84  
Augustana..... L..... 68-75  
Augustana..... W..... 101-84  
South Dakota State. L..... 68-80  
North Dakota ..... L..... 72-77  
South Dakota State. L..... 73-92  
Gustavus Adolphus W..... 89-61  
Morningside..... W..... 81-76  
South Dakota ..... W..... 66-59  
Western Illinois..... W..... 105-69  
North Dakota State W..... 99-75  
Southern Illinois..... L..... 55-73  
South Dakota ..... W..... 99-90  
North Dakota ..... W..... 85-60  
North Dakota State W..... 90-85  
Mankato State ..... W..... 80-66  
Morningside..... W..... 109-63  
Augustana..... W..... 108-77  
North Dakota ..... W..... 71-60  
Coach—Zeke Hogeland

1969-70  
(13-12, 8-6 NCC)  
Upper Iowa ..... L..... 65-76  
Buena Vista ..... W..... 70-59  
Central ..... W..... 65-63  
Wartburg ..... L..... 67-83  
South Dakota State. L..... 67-74  
South Dakota ..... L..... 76-80  
North Dakota ..... W..... 99-82  
Mankato State ..... W..... 68-50  
South Dakota State. L..... 55-56  
North Dakota ..... L..... 59-65  
Wayne State..... L..... 67-89  
North Dakota State. L..... 72-81  
North Dakota ..... L..... 66-71  
Mankato State ..... W..... 72-63  
North Dakota State W..... 71-67

Western Illinois..... L..... 85-100  
Loras..... W..... 79-76  
Morningside..... W..... 83-73  
Morningside..... W..... 74-71  
South Dakota ..... L..... 70-81  
Central Missouri St. W..... 83-74  
Augustana..... W..... 69-66  
South Dakota State. L..... 72-95  
Augustana..... W..... 82-67  
Mankato State ..... W..... 59-55  
Coach—Zeke Hogeland

1970-71  
(6-20, 4-10 NCC)  
Bemidji State..... L..... 65-69  
Southern Illinois..... L..... 81-107  
Nebraska..... L..... 71-95  
Wayne State..... W..... 70-66  
Western Illinois..... L..... 69-82  
Washington (St. Louis) W..... 74-61  
Central Missouri St. L..... 62-96  
North Dakota State. L..... 75-77  
Mankato State ..... L..... 67-82  
North Dakota ..... L..... 82-85  
Mankato State ..... L..... 78-84  
Morningside..... L..... 58-73  
South Dakota ..... W..... 100-92  
North Dakota State. L..... 85-100  
North Dakota ..... L..... 77-93  
Loras..... L..... 73-86  
Bradley..... L..... 71-117  
Augustana..... W..... 91-82  
South Dakota State. L..... 78-96  
South Dakota State. L..... 88-106  
Augustana..... W..... 86-93  
North Dakota State. L..... 71-73  
North Dakota ..... W..... 91-74  
Morningside..... W..... 78-65  
South Dakota ..... L..... 92-108  
Mankato State ..... L..... 72-86  
Coach—Zeke Hogeland

1971-72  
(10-13, 8-6 NCC)  
Minnesota-Duluth.. W..... 87-82  
Eastern Illinois..... L..... 56-69  
Western Illinois..... L..... 91-101  
Eastern Illinois..... L..... 76-79  
Central Missouri St. W..... 98-71  
South Dakota ..... L..... 54-82  
North Dakota State. L..... 72-80  
Mankato State ..... L..... 79-81  
Morningside..... W..... 91-60  
South Dakota ..... L..... 74-80  
North Dakota State W..... 69-65  
North Dakota ..... L..... 61-75  
Western Illinois..... L..... 79-82  
Augustana..... L..... 75-80  
South Dakota State. L..... 72-78  
Augustana..... W..... 78-65  
South Dakota State W..... 85-81  
North Dakota State W..... 87-75  
North Dakota ..... L..... 61-76  
Morningside..... W..... 85-74  
South Dakota ..... W..... 89-77  
Mankato State ..... W..... 67-62  
Mankato State ..... L..... 50-62  
Coach—Zeke Hogeland

1972-73  
(11-13, 6-8 NCC)  
Wayne State..... W..... 75-60  
Ball State ..... L..... 82-89  
Central Ohio ..... W..... 92-59  
Central Missouri..... L..... 94-109  
Northern State (S.D.) L..... 67-74  
Mankato State ..... W..... 73-59  
Augustana..... W..... 73-69  
Mankato State ..... L..... 54-59  
Augustana..... W..... 101-78  
South Dakota State. L..... 67-78  
Eastern Illinois..... W..... 75-66  
North Dakota State. L..... 64-76  
North Dakota ..... L..... 63-68  
Bemidji State ..... L..... 68-69  
South Dakota ..... L..... 68-80  
Morningside..... W..... 90-77  
Eastern Illinois..... L..... 66-96  
Mankato State ..... W..... 65-61  
South Dakota State. L..... 58-89  
Augustana..... L..... 85-104  
North Dakota ..... L..... 62-74  
North Dakota State W..... 91-81  
Morningside..... W..... 83-61  
South Dakota ..... W..... 79-77  
Coach—Zeke Hogeland

1973-74  
(4-22, 1-13 NCC)  
Wis. Stevens Point..... L..... 56-72  
Central Missouri St. L..... 65-96  
Kansas..... L..... 60-94  
Western Illinois..... L..... 60-64  
Westmar..... W..... 99-66  
Nebraska..... L..... 55-73  
North Dakota ..... L..... 54-57  
Mankato State ..... W..... 71-70  
Augustana..... L..... 59-87  
Mankato State ..... L..... 64-73  
Augustana..... L..... 63-80  
South Dakota State. L..... 76-98  
North Dakota State. L..... 55-63  
North Dakota ..... L..... 56-65  
Eastern Illinois..... L..... 51-81  
South Dakota ..... L..... 76-86  
Morningside..... L..... 64-75  
Briar Cliff ..... W..... 84-67  
Mankato State ..... L..... 64-83  
South Dakota State W..... 68-67  
Augustana..... L..... 48-60  
Western Illinois..... L..... 57-101  
North Dakota ..... L..... 61-75  
North Dakota State. L..... 65-97  
Morningside..... L..... 77-82  
South Dakota ..... W..... 79-80  
Coach—James Berry

1974-75  
(6-20, 4-10 NCC)  
Central Missouri St. W..... 91-90  
Western Michigan .. L..... 72-101  
Nebraska-Omaha ... L..... 70-80  
Nebraska-Omaha ... L..... 70-80  
Western Illinois..... L..... 77-85  
Eastern Illinois..... L..... 50-78  
Iowa State..... L..... 70-123  
Loras..... L..... 67-79  
Morningside..... L..... 63-77  
North Dakota ..... L..... 53-78  
South Dakota State. L..... 63-71  
Mankato State ..... W..... 61-58  
Augustana..... L..... 66-78  
South Dakota State. L..... 71-85  
North Dakota State. L..... 46-94  
North Dakota ..... L..... 65-67

South Dakota ..... L..... 88-90  
Morningside..... W..... 82-65  
Briar Cliff ..... L..... 65-83  
Mankato State ..... W..... 93-92  
South Dakota State. L..... 68-86  
Augustana..... L..... 73-77  
Western Illinois..... W..... 98-78  
North Dakota ..... L..... 47-68  
North Dakota State. L..... 66-77  
Morningside..... W..... 86-83  
South Dakota ..... L..... 73-76  
Coach—James Berry

1975-76  
(9-17, 6-8 NCC)  
Dubuque ..... W..... 88-72  
Loras ..... L..... 70-73  
Nebraska-Omaha ... L..... 74-76  
Western Michigan .. L..... 61-91  
Milwaukee..... W..... 67-66  
Augustana..... L..... 61-68  
South Dakota State. L..... 59-72  
Morningside..... L..... 73-81  
Western Illinois..... L..... 73-99  
Mankato State ..... W..... 84-68  
Illinois State ..... L..... 66-102  
Augustana..... W..... 68-67  
South Dakota State. L..... 68-85  
North Dakota State. L..... 70-71  
North Dakota ..... L..... 69-88  
South Dakota ..... L..... 79-97  
Morningside..... L..... 80-86  
Mankato State ..... L..... 66-80  
Eastern Illinois..... L..... 69-77  
South Dakota State W..... 77-71  
Augustana..... W..... 73-65  
North Dakota ..... L..... 77-98  
North Dakota State. L..... 85-97  
Morningside..... W..... 95-74  
South Dakota ..... W..... 112-84  
Western Illinois..... W..... 95-94  
Coach—James Berry

1976-77  
(9-18, 3-11 NCC)  
Loras..... W..... 67-63  
Eastern Illinois..... L..... 66-72  
St. Ambrose ..... W..... 79-68  
Western Illinois..... W..... 69-67  
Augustana (Ill.)..... L..... 74-75  
Nebraska-Omaha ... L..... 68-77  
Mankato State ..... L..... 70-79  
South Dakota State W..... 85-84  
Augustana..... W..... 78-74  
Youngstown State.. L..... 46-48  
Mankato State ..... L..... 70-102  
Illinois State ..... L..... 61-74  
Augustana..... L..... 68-70  
South Dakota State. L..... 68-78  
North Dakota State. L..... 58-79  
North Dakota ..... L..... 62-65  
Nebraska-Omaha ... W..... 77-70  
South Dakota ..... L..... 82-87  
Morningside..... W..... 66-63  
Western Illinois..... L..... 60-64  
Mankato State ..... W..... 84-72  
South Dakota State. L..... 78-87  
Augustana..... L..... 83-96  
North Dakota ..... L..... 62-66  
North Dakota State W..... 86-80  
Morningside..... L..... 78-86  
South Dakota ..... L..... 83-85  
Coach—James Berry

# 92 ALL-TIME SEASON RESULTS

1977-78  
(15-12, 9-5 NCC)

Loras..... W..... 88-84  
Western Michigan ... L..... 60-68  
Western Illinois..... L..... 83-99  
Missouri-St. Louis..... W..... 96-79  
Wichita State..... L..... 65-81  
North Dakota State W..... 84-82  
Morningside..... L..... 55-61  
Augustana..... W..... 71-63  
Missouri-St. Louis..... W..... 79-63  
Nebraska-Omaha ... L..... 68-70  
Augustana (Ill.)..... L..... 77-92  
Augustana..... L..... 64-69  
South Dakota State W..... 61-47  
Youngstown State.. W..... 77-65  
North Dakota State W..... 59-58  
North Dakota..... L..... 51-58  
South Dakota..... W..... 67-58  
OT Morningside..... W..... 64-62  
Nebraska-Omaha ... L..... 61-67  
South Dakota State. L..... 49-56  
Augustana..... W..... 65-51  
Western Illinois..... L..... 76-81  
North Dakota..... L..... 60-71  
North Dakota State W..... 69-63  
Morningside..... W..... 83-67  
South Dakota..... W..... 79-67  
Illinois State..... L..... 76-82  
Coach—James Berry

1978-79  
(18-11)

Wis.-Platteville ..... W..... 82-77  
Kansas State..... L..... 53-82  
Cornell..... W..... 90-55  
Northeast Missouri W..... 84-77  
Elmhurst..... W..... 110-71  
Augustana (Ill.)..... W..... 79-76  
South Dakota..... L..... 62-74  
Minnesota-Duluth.. W..... 88-71  
Savannah State..... W..... 93-81  
Armstrong St..... L.101-107 (ot)  
Biscayne..... L 72-74 (ot)  
Manhattanville..... W..... 48-40  
Florida South..... W..... 85-70  
South Dakota..... L..... 74-76  
Northern Michigan. L..... 62-71  
Eastern Illinois..... W..... 81-72  
Western Illinois..... W..... 71-63  
Akron..... W..... 70-65  
Youngstown State.. W..... 77-65  
Northeast Missouri. L..... 68-77  
Northern Michigan W..... 90-76  
Morningside..... W..... 85-63  
Western Illinois..... L..... 67-78  
Eastern Illinois..... L..... 67-71  
St. Louis..... W..... 73-62  
Youngstown State... L..... 61-63  
Akron..... W..... 88-70  
Nebraska-Omaha ... W..... 84-72  
Wisconsin-Green Bay..... L  
50-56  
Coach—James Berry

1979-80  
(12-13)

Wisconsin-LaCrosse L 72-73 (ot)  
Kansas State..... L..... 38-84  
Iowa..... L..... 46-78  
Winona State..... W..... 79-45  
Morningside..... W..... 83-47  
Cornell..... W..... 68-51  
Western Michigan.. W..... 78-63  
Loras..... W..... 68-57

New Orleans..... L 66-72 (ot)  
Centenary..... L..... 64-65  
Arkansas State..... L..... 57-71  
Augustana (Ill.)..... L..... 54-71  
Valparaiso..... W..... 69-55  
Eastern Illinois..... L..... 53-77  
Western Illinois..... W..... 84-71  
St. Ambrose..... W..... 96-61  
Youngstown State... L..... 69-72  
Northern Michigan . L..... 58-67  
SE Louisiana..... W..... 78-68  
Northern Michigan . L..... 64-71  
Western Illinois..... W..... 67-63  
Eastern Illinois..... L..... 46-47  
Illinois State..... L..... 56-77  
Youngstown State.. W..... 70-65  
St. Francis..... W..... 73-57  
Coach—James Berry

1980-81  
(8-19)

Alabama..... L..... 66-93  
Kansas State..... L..... 54-72  
Missouri Western ... L..... 52-55  
Iowa State..... L..... 69-83  
Centenary..... L..... 51-67  
Eastern Kentucky... L..... 53-73  
Augustana (Ill.)..... W..... 60-53  
Portland State..... L..... 53-75  
(n)Montana State... W..... 77-70  
Arkansas State..... W..... 63-58  
Iowa..... L..... 52-86  
New Orleans..... L..... 55-67  
SE Louisiana..... L..... 61-64  
Arkansas State..... L..... 57-78  
AIA-Canada..... L..... 75-101  
Pan American..... L..... 70-94  
Valparaiso..... L 58-61 (ot)  
Campbell..... W..... 65-64  
UNC-Wilmington ... L 45-48 (ot)  
Loras..... W..... 54-52  
Centenary..... W..... 70-69  
Valparaiso..... W. 58-54 (2ot)  
Illinois State..... L..... 63-65  
Pan American..... W71-69 (ot)  
UNC-Wilmington ... L..... 62-64  
Western Kentucky ... L..... 64-69  
Campbell..... L 64-65 (ot)  
Illinois State..... L..... 44-64  
Coach—James Berry

1981-82  
(12-15)

@Kansas State..... L..... 50-86  
Winona State..... W. 54-53 (ot)  
@Arkansas State..... L..... 36-58  
Luther..... W..... 66-53  
@Iowa..... L..... 53-84  
@Wisconsin..... L..... 53-65  
@Drake..... L..... 58-62  
Cornell University... W..... 82-70  
Nebraska..... L..... 42-53  
Eastern Kentucky... W..... 69-60  
@Iowa State..... L..... 65-78  
Arkansas State..... W..... 56-49  
@Wisconsin-Green BayL..... 54-64  
Chicago State..... W..... 67-64  
Eastern Illinois..... W..... 68-63  
@UNC-Wilmington.. L..... 49-63  
Valparaiso..... W..... 76-70  
Western Illinois..... W..... 71-68  
Wis.-Green Bay..... W..... 68-61  
@Valparaiso..... W..... 70-65  
U.S. International ... W..... 84-64  
UNC-Wilmington ... L..... 58-60  
@Illinois State..... L..... 39-62  
@Eastern Illinois..... L..... 65-74

Western Kentucky ... L..... 67-75  
@Notre Dame..... L..... 56-86  
@Western Illinois ... L..... 73-92  
Coach—James Berry

1982-83  
(13-18), 6-5 Summit League)

Wayne State..... W..... 69-49  
@Wisconsin..... L..... 69-76  
@Western Kentucky L..... 57-63  
St. Francis (Pa.)..... L..... 61-66  
Arkansas State..... W..... 63-58  
@Wis.-Green Bay..... L..... 63-73  
@Drake..... L..... 65-73  
Bemidji State..... W..... 102-64  
Illinois State..... L..... 60-66  
@Hawaii..... L 57-62 (ot)  
Western Illinois..... L..... 55-77  
Abilene Christian ... W..... 66-56  
@Iowa State..... L..... 50-73  
@Missouri..... L..... 62-91  
@Kansas State..... L..... 48-69  
Illinois at Chicago .. W..... 82-70  
Valparaiso..... W..... 77-52  
@Western Illinois ... L..... 53-67  
@Eastern Illinois..... L..... 61-73  
@Arkansas State..... L..... 47-53  
Wis.-Green Bay..... W..... 69-56  
Eastern Illinois..... W..... 71-67  
Winona State..... W..... 96-70  
@Valparaiso..... W..... 85-64  
Pan American..... W..... 60-51  
Beloit..... W..... 63-48  
Western Illinois..... L..... 69-77  
@Missouri State..... L..... 63-72  
@Pan American..... L..... 60-61  
Missouri State..... W..... 66-60  
@Notre Dame..... L..... 51-75  
Coach—James Berry

1983-84  
(18-10, 10-4 SL)

Palmetto AAU (Exh.)W ..... 78-56  
Wayne State..... W..... 88-70  
Westmar..... W..... 83-67  
Wisconsin..... W..... 60-59  
Drake..... W..... 67-55  
Georgia..... L..... 58-80  
Austin Peay..... W..... 86-71  
@Nebraska..... L..... 64-90  
George Williams..... W..... 78-55  
@Illinois State..... L..... 46-67  
Kansas State..... W..... 67-64  
@Iowa State..... L..... 75-91  
@Missouri..... L..... 65-80  
Illinois at Chicago .. W..... 81-79  
Western Illinois..... W..... 59-52  
@Missouri State..... L..... 45-62  
Eastern Illinois..... W..... 65-60  
Cleveland State..... W..... 68-56  
@Illinois at Chicago.L..... 78-90  
@Valparaiso..... W..... 53-47  
@Cleveland State... W..... 71-68  
Wis.-Green Bay..... L..... 54-68  
@Wis.-Green Bay..... W..... 67-62  
Valparaiso..... W..... 87-71  
Winona State..... W..... 95-69  
Missouri State..... W..... 59-51  
@Western Illinois ... L..... 70-83  
@Eastern Illinois..... L..... 64-100  
Cleveland State..... L 79-93 (ot)  
Coach—James Berry

1984-85  
(12-16, 6-8 SL)

Brandon (Exh.)..... W..... 70-51  
South Carolina St... W. 64-61 (ot)  
Youngstown State... L..... 57-70  
Illinois Benedictine W..... 79-60  
@Kansas State..... L..... 59-72  
Aurora College..... W..... 85-52  
Central Michigan ... L..... 50-51  
Howard..... L..... 52-62  
Chicago..... W..... 58-41  
Missouri..... L..... 56-70  
Iowa State..... L..... 61-69  
@Eastern Illinois..... L..... 63-82  
@Missouri State..... W..... 62-57  
Winona State..... W..... 69-52  
Cleveland State..... L..... 64-66  
Valparaiso..... W..... 66-53  
Illinois at Chicago .. W..... 74-73  
@Wis.-Green Bay..... L..... 62-76  
Pan American..... W..... 70-68  
@Western Illinois ... L..... 60-75  
@Pan American..... L..... 59-83  
Eastern Illinois..... L..... 82-90  
Missouri State..... L..... 54-62  
@Cleveland State... L..... 63-79  
@Valparaiso..... W..... 56-52  
@Illinois at Chicago.L..... 73-77  
Wis.-Green Bay..... W..... 79-68  
Western Illinois..... W..... 79-70  
@Eastern Illinois..... L..... 65-68  
Coach—James Berry

1985-86  
(8-19, 3-11 SL)

Rockford College ... W..... 94-55  
South Carolina StateW..... 82-60  
Prairie View A&M... W..... 82-58  
@Iowa State..... L..... 60-83  
@Evansville..... L..... 65-71  
@Youngstown State L..... 62-64  
Elmhurst..... W..... 75-68  
@San Diego..... L..... 69-83  
@Pepperdine..... L..... 86-94  
St. Francis (Ill.)..... L..... 68-70  
Eastern Illinois..... L..... 66-67  
Missouri State..... L..... 65-73  
@Cleveland State... L..... 88-102  
@Valparaiso..... W..... 7170  
Illinois at Chicago ... L..... 87-92  
Wis.-Green Bay..... W..... 69-61  
@DePaul..... L..... 53-96  
Western Illinois..... L..... 64-83  
Winona State..... W..... 75-55  
@Eastern Illinois..... L..... 52-68  
@Missouri State..... L..... 69-76  
Cleveland State..... L..... 65-80  
Valparaiso..... W..... 75-58  
@Illinois at Chicago.L..... 73-90  
@Wis.-Green Bay..... L..... 52-67  
@Western Illinois ... L..... 72-74  
Cleveland State..... L..... 68-73  
Coach—James Berry

1986-87  
(13-15, 7-7 SL)

Yugoslav-Red Star (Exh.) ... L..... 90-93  
Md.-Baltimore County W..... 72-54  
@Saint Louis..... L..... 62-74  
Wis.-Platteville..... L..... 62-72  
Coppin State..... W..... 84-62  
@Iowa State..... L..... 60-79  
@Drake..... L..... 52-86  
Fla. International ... W..... 94-81  
Concordia (Neb.)... W..... 100-78

@UC-Santa Barbara. L..... 71-85  
@San Diego State... W..... 68-66  
@Northern Illinois... L..... 72-83  
Winona State..... L..... 69-70  
Missouri State..... L..... 72-80  
@Valparaiso..... W..... 76-73  
@Illinois at Chicago.L..... 68-79  
Wis.-Green Bay..... L..... 58-59  
Northern Illinois..... W..... 99-79  
@Eastern Illinois..... W..... 96-66  
@Western Illinois ... W..... 63-59  
Cleveland State..... W. 81-79 (ot)  
@Missouri State..... L..... 52-75  
Valparaiso..... W..... 76-71  
Illinois at Chicago... W..... 89-85  
@UW-Green Bay..... L..... 62-73  
Eastern Illinois..... L..... 55-65  
Western Illinois..... W..... 67-65  
@Cleveland State... W..... 72-81  
(n) UW-Green Bay... L..... 69-75  
Coach—Eldon Miller

1987-88  
(10-18, 4-10 SL)

William Penn..... W..... 90-62  
Iowa State..... L..... 75-80  
@Dayton..... L..... 83-88  
Winona State..... W..... 93-62  
(n) Gonzaga..... W..... 71-67  
@Drake..... L..... 77-88  
Mankato State..... L..... 96-76  
@Northern Illinois... L..... 66-85  
(n) Louisiana State.. W..... 90-80  
(n) Wisconsin..... L..... 56-64  
@Illinois-Chicago... L 69-73 (ot)  
Morningside..... W..... 90-74  
@Missouri State..... L..... 67-75  
Valparaiso..... W.. 86-80 (2ot)  
Evansville..... L..... 73-88  
Illinois at Chicago .. W..... 88-75  
@Wis.-Green Bay... L..... 51-69  
Eastern Illinois..... W.126-121(4ot)  
Western Illinois..... L..... 71-73  
@Cleveland State... L..... 82-110  
Missouri State..... L..... 78-93  
@Valparaiso..... W..... 81-77  
Saint Louis..... L..... 70-91  
Wis.-Green Bay..... L..... 50-62  
@Eastern Illinois..... L..... 66-78  
Western Illinois..... L..... 63-66  
Cleveland State..... L 81-86 (ot)  
Northern Illinois..... L..... 83-84  
Coach—Eldon Miller

1988-89  
(19-9, 8-4 SL)

Augustana..... W..... 104-86  
Texas Wesleyan..... W..... 100-78  
@Iowa..... L..... 76-95  
Jackson State..... W..... 94-77  
Youngstown State.. W..... 109-79  
Dayton..... W.. 72-70 (2ot)  
@Fla. International . W..... 96-83  
@SMU..... L..... 73-90  
@Iowa State..... L..... 80-88  
@Stephen F. Austin W..... 80-71  
Wartburg..... W..... 82-66  
@Eastern Illinois..... W..... 105-98  
@Missouri State..... L..... 78-93  
Northern Illinois..... W..... 94-71  
Cleveland State..... W. 99-98 (ot)  
Valparaiso..... W..... 88-71  
@Illinois at Chicago W..... 84-79  
@Wis.-Green Bay..... L..... 64-70  
Western Illinois..... W..... 87-84

Drake ..... W..... 87-72  
 Eastern Illinois..... W..... 83-79  
 Missouri State ..... W..... 91-81  
 @Cleveland State..... L..... 83-121  
 @Valparaiso ..... L..... 70-79  
 Illinois at Chicago ... W..... 96-85  
 Wis.-Green Bay..... L..... 65-68  
 @Western Illinois..... W..... 73-67  
 (n) Illinois-Chicago.. L..... 69-90  
 Coach—Eldon Miller

1989-90

(23-9, 6-6 SL)

Missouri Western .... W..... 99-84  
 Drake ..... W. 71-63 (ot)  
 Northwest Missouri W..... 110-82  
 Northern Illinois..... W..... 63-59  
 @Sam Houston St. ... W..... 92-79  
 @Iowa State..... L..... 80-92  
 @Nevada..... W..... 99-88  
 (n) Georgetown..... L..... 49-83  
 Iowa..... W..... 77-74  
 Stephen F. Austin... W..... 120-96  
 Sam Houston State W..... 100-77  
 @Northern Illinois... W..... 63-62  
 @Western Illinois ... L..... 61-64  
 @Eastern Illinois..... W..... 67-65  
 Wis.-Green Bay..... L..... 58-59  
 Illinois-Chicago..... W..... 75-47  
 @Valparaiso ..... W..... 89-80  
 @Cleveland State... W..... 77-75  
 Missouri State ..... L..... 72-82  
 Eastern Illinois..... W..... 68-54  
 Chicago State..... W..... 96-81  
 @Wis.-Green Bay .... L..... 50-64  
 @Illinois-Chicago .. L..... 60-63  
 Valparaiso ..... W..... 90-62  
 Cleveland State ..... W..... 78-76  
 @Missouri State..... L..... 86-94 (2ot)  
 Illinois-Chicago..... W..... 99-94 (3ot)  
 Missouri State ..... W..... 63-61  
 Wis.-Green Bay..... W..... 53-45  
 (n)Missouri..... W..... 74-71  
 (n)Minnesota..... L..... 78-81  
 Coach—Eldon Miller

1990-91

(13-19, 8-8 SL)

(n) Old Dominion..... L..... 61-63  
 (n) Bucknell..... L..... 57-71  
 @American (P.R.) ... L..... 75-93  
 @Missouri State..... L..... 58-67  
 Nevada ..... W76-75 (ot)  
 @Iowa ..... L..... 68-72  
 Morningside..... L..... 85-86  
 Iowa State..... W..... 68-62  
 @Wyoming..... L..... 65-99  
 Detroit ..... L..... 79-81  
 Eastern Illinois..... W..... 63062  
 Wis.-Oshkosh..... W..... 86-64  
 Northern Illinois..... L..... 64-75  
 Wis.-Green Bay..... L..... 58-59  
 @Cleveland State... L..... 58-67  
 @Akron..... L..... 56-67  
 @Detroit..... L..... 53-62  
 Valparaiso..... W..... 64-55  
 @Illinois-Chicago .. L 59-61 (ot)  
 @Western Illinois ... W..... 73-59  
 @Northern Illinois... L..... 51-77  
 @Wis.-Green Bay .... L..... 67-72  
 Drake ..... W..... 83-67  
 Cleveland State ..... L..... 72-91  
 Akron ..... W..... 68-54  
 @Eastern Illinois..... W..... 73-71  
 Illinois-Chicago..... W..... 86-74

@Valparaiso ..... W..... 53-50  
 Western Illinois..... W..... 77-58  
 @Saint Louis ..... L..... 72-83  
 (n) Cleveland State. W79-75 (ot)  
 (n) Northern Illinois. L 63-76 (ot)  
 Coach—Eldon Miller

1991-92

(10-18, 6-12 Missouri Valley Conference – 7th)

@SW Louisiana..... W..... 78-77  
 Winona State..... W..... 77-53  
 @Iowa State..... L..... 66-84  
 Iowa..... L..... 85-108  
 SW Louisiana..... W..... 76-71  
 Wyoming..... L..... 55-60  
 @UTEP..... L..... 56-90  
 (n) Clemson ..... L..... 60-63  
 @Tulsa..... W..... 83-68  
 @Drake..... W..... 56-51  
 Illinois State ..... L..... 66-73  
 Tulsa ..... L..... 54-70  
 @Missouri State..... L..... 48-73  
 @Wichita State..... L..... 60-65  
 @Bradley..... L..... 53-70  
 Southern Illinois..... W..... 80-69  
 @Creighton..... L..... 54-57  
 Indiana State ..... L..... 54-65  
 Saint Louis..... W..... 76-66  
 Wichita State ..... W..... 78-65  
 Drake..... W..... 96-84  
 Bradley..... L..... 52-54  
 @Illinois State..... L..... 60-72  
 Missouri State ..... L..... 47-58  
 Creighton ..... W..... 76-56  
 @Indiana State..... L..... 50-55  
 @Southern Illinois. . L..... 61-70  
 (n)Illinois State..... L..... 58-70  
 Coach—Eldon Miller

1992-93

(12-15, 8-10 MVC – 6th)

Buffalo ..... W..... 96-66  
 Iowa State..... L..... 67-74  
 @Iowa ..... L..... 44-64  
 Cal-State Fullerton . L..... 55-66  
 Nebraska-Omaha ... W..... 61-51  
 @St. Bonaventure ... L..... 63-74  
 Eastern Kentucky... W..... 76-73  
 @Tulsa..... W..... 75-66  
 @Southern Illinois... L..... 69-88  
 @Eastern Kentucky W..... 61-59  
 Tulsa ..... L..... 61-66  
 Wichita State ..... W74-72 (ot)  
 @Indiana State..... L..... 59-69  
 @Missouri State..... L..... 49-72  
 Creighton ..... W..... 60-58  
 Indiana State ..... W..... 59-52  
 Drake ..... L..... 59-69  
 Illinois State ..... L..... 49-69  
 @Wichita State..... L..... 47-63  
 Bradley..... W..... 81-76  
 Southern Illinois..... W..... 54-51  
 @Creighton..... L..... 54-59  
 @Drake ..... W64-62 (ot)  
 Missouri State ..... W..... 54-52  
 @Bradley ..... L..... 46-72  
 @Illinois State..... L..... 59-71  
 (n)Drake ..... L..... 59-63  
 Coach—Eldon Miller

1993-94

(16-13, 10-8 MVC – 5th)

Morningside ..... W..... 69-67  
 @Iowa State..... L..... 66-79

Iowa..... L..... 76-81  
 Drake..... W..... 71-54  
 @Illinois State..... L..... 61-74  
 @Long Island..... W..... 71-57  
 @Cal State-Fullerton. W..... 71-57  
 @Nebraska..... L..... 63-70  
 @Creighton..... W..... 64-63  
 @Tulsa..... L..... 62-75  
 St. Bonaventure..... L..... 70-74  
 @Wichita State..... L..... 71-77  
 Chicago State..... W..... 102-80  
 Creighton ..... W..... 78-60  
 @Missouri State..... W..... 70-58  
 Wichita State ..... W..... 74-58  
 Indiana State ..... W..... 84-71  
 @Southern Illinois ... L..... 68-89  
 Illinois State ..... W..... 82-79  
 Bradley..... W..... 92-72  
 @Drake ..... W..... 102-79  
 Tulsa ..... L..... 63-69  
 @Indiana State..... L..... 73-82  
 Southern Illinois..... L..... 94-97  
 @Bradley..... L..... 54-68  
 Missouri State ..... W..... 86-76  
 (n)Illinois State..... W..... 84-70  
 (n)Tulsa..... W..... 79-73  
 (n)Southern Illinois . L..... 74-77  
 Coach—Eldon Miller

1994-95

(8-20, 4-14 MVC – T9th)

(n)New Orleans..... L 81-90 (ot)  
 (n)Niagara..... W..... 75-72  
 (n)Illinois State..... L..... 70-80  
 @USC..... L..... 61-69  
 @Loyola-Chicago... W..... 68-61  
 @Iowa ..... L..... 48-80  
 Wartburg ..... W..... 63-53  
 (n)Wichita State..... L..... 61-66  
 Long Island..... W..... 97-80  
 (n)Nebraska ..... L 88-95 (ot)  
 (n)Bradley ..... L..... 63-84  
 @Tulsa..... L..... 53-85  
 (n)Drake ..... L..... 67-78  
 @Creighton..... L..... 59-64  
 Illinois State ..... W..... 78-69  
 @Indiana State..... L..... 64-81  
 @Evansville ..... L..... 50-73  
 Iowa State..... L..... 62-81  
 @Missouri State..... L..... 62-65  
 @Wichita State..... L..... 59-58  
 Indiana State ..... W..... 77-76  
 Southern Illinois..... L..... 65-66  
 Missouri State ..... L..... 75-79  
 Creighton ..... W..... 65-50  
 @Bradley..... L..... 69-94  
 @Illinois State..... L..... 76-91  
 @Drake ..... L..... 71-82  
 Tulsa ..... L..... 75-90  
 Coach—Eldon Miller

1995-96

(14-13, 8-10 MVC – T7th)

Southern Utah..... W..... 77-64  
 @Central Florida.... W..... 95-78  
 Iowa..... L..... 73-78  
 @Nebraska..... W. 109-104  
 Loyola-Chicago .... W..... 82-72  
 Central Florida ..... W..... 76-71  
 Bethune-Cookman W..... 79-61  
 @Missouri State..... L..... 87-95  
 Bradley..... L..... 51-60  
 @Southern Illinois . W..... 66-64  
 @Southern Utah..... L..... 70-81  
 @Evansville ..... L..... 64-77

Drake..... W..... 82-76  
 Southern Illinois..... W..... 91-65  
 @Indiana State..... L..... 67-78  
 Tulsa ..... L..... 79-89  
 Indiana State ..... W..... 87-72  
 Evansville..... W..... 91-82  
 @Illinois State..... L..... 80-97  
 @Bradley..... L..... 71-73  
 Missouri State ..... L..... 64-67 (ot)  
 @Creighton..... W.58-57 (ot)  
 Wichita State ..... L..... 68-80  
 Creighton ..... W..... 87-73  
 @Drake ..... W..... 83-66  
 @Tulsa..... L..... 88-95  
 (n)Illinois State..... L..... 58-64  
 Coach—Eldon Miller

1996-97

(16-12, 11-7 MVC – T4th)

Wis.-Green Bay..... W..... 68-51  
 Oral Roberts..... W..... 61-55  
 @Creighton..... L..... 46-62  
 @Iowa ..... L..... 63-72  
 @Texas-El Paso..... L 78-87 (ot)  
 (n)Texas A&M ..... W..... 82-70  
 @UMKC..... W..... 84-59  
 Creighton ..... W..... 59-56  
 @Oral Roberts..... L..... 72-74  
 @Illinois State..... W77-71 (ot)  
 @Indiana State..... L..... 77-91  
 @Missouri State..... W..... 79-72  
 Southern Illinois..... W..... 79-77  
 Bradley ..... L..... 61-67  
 Illinois State ..... W93-88 (ot)  
 @Drake ..... W..... 81-68  
 @Evansville ..... L..... 54-57  
 Wichita State ..... W..... 58-56  
 Missouri State ..... L..... 70-80  
 Indiana State ..... W..... 75-66  
 Evansville..... W..... 75-63  
 Nebraska ..... L..... 69-77  
 @Southern Illinois . W..... 92-81  
 @Bradley..... L..... 61-77  
 Drake..... W..... 76-55  
 @Wichita State..... L..... 68-81  
 (n)Evansville ..... W..... 73-65  
 (n)Illinois State..... L..... 65-69  
 Coach—Eldon Miller

1997-98

(10-17, 4-14 MVC – 9th)

@Iowa State ..... W..... 54-48  
 @Chicago State ..... W..... 99-56  
 Missouri-Kansas CityW ..... 79-61  
 @Wis.-Green Bay .... L..... 57-64  
 Iowa..... W..... 84-78  
 Tennessee State .... W..... 68-66  
 Chicago State..... W..... 101-64  
 Creighton ..... L..... 75-83  
 @Southern Miss..... L..... 49-74  
 @Southern Illinois ... L..... 75-79  
 @Wichita State..... L..... 59-61  
 Drake..... W..... 74-60  
 Bradley..... W..... 64-49  
 @Evansville ..... L..... 65-71  
 @Indiana State..... L 66-76 (ot)  
 Wichita State ..... L..... 57-67  
 Missouri State ..... L..... 59-61  
 Evansville..... W..... 78-71  
 @Bradley..... L..... 66-78  
 @Illinois State..... L..... 77-88  
 Southern Illinois..... L..... 89-91  
 @Missouri State..... L..... 62-84  
 @Drake ..... W..... 68-55  
 @Creighton..... L..... 62-74

Indiana State ..... L..... 45-65  
 Illinois State ..... L..... 65-85  
 (n)Southern Illinois . L..... 72-91  
 Coach—Eldon Miller

1998-99

(9-18, 6-12 MVC – T8th)

@Bowling Green ..... L..... 68-70  
 @Iowa ..... L..... 67-83  
 @Tennessee State... W74-70 (ot)  
 @Miami (Fla.)..... L..... 69-78  
 Iowa State ..... W..... 61-57  
 @Indiana State..... L..... 58-71  
 @Wis.-Green Bay .... L..... 55-61  
 Wright State ..... W..... 78-70  
 Southern Miss..... L..... 63-70  
 Missouri State ..... L..... 66-81  
 @Bradley..... L..... 57-61  
 @Evansville ..... W..... 84-96  
 @Illinois State..... W..... 69-59  
 Evansville..... L..... 66-74  
 Southern Illinois..... W..... 80-58  
 @Missouri State..... L..... 75-83  
 @Drake ..... L..... 72-78  
 @Wichita State..... W..... 79-76  
 Creighton ..... L..... 81-95  
 Bradley..... L 73-76 (ot)  
 Indiana State ..... L..... 67-72  
 @Creighton..... L..... 60-77  
 Wichita State ..... W..... 87-82  
 Illinois State ..... W..... 78-66  
 @Southern Illinois .. L..... 61-66  
 Drake..... W..... 63-57  
 (n)Wichita State..... L..... 72-74 (ot)  
 Coach—Sam Weaver

1999-00

(14-15, 7-11 MVC – 7th)

(n)Alabama ..... W..... 74-73  
 (n)Air Force..... W..... 70-60  
 UMKC ..... W..... 70-60  
 Tennessee State .... W..... 68-60  
 Wis.-Green Bay..... W..... 48-47  
 @Wright State..... W..... 61-35  
 Iowa ..... L..... 59-67  
 Bowling Green..... W83-75 (ot)  
 @Iowa State ..... L..... 41-73  
 @Texas-Pan American . L..... 68-74  
 Creighton ..... W..... 77-75  
 @Missouri State..... L..... 62-72  
 @Drake ..... L..... 54-58  
 Bradley..... W..... 50-46  
 Illinois State ..... W..... 58-56  
 Evansville..... L..... 71-74  
 @Wichita State..... W..... 66-54  
 @Creighton..... L 73-77 (ot)  
 @Illinois State..... L..... 56-60  
 Southern Illinois..... W..... 72-58  
 @Bradley..... L..... 39-80  
 Indiana State ..... L..... 61-67  
 Missouri State ..... L..... 64-74  
 @Southern Illinois .. L..... 46-51  
 @Indiana State..... L..... 55-66  
 @Evansville ..... L..... 58-67  
 Drake..... W..... 56-54  
 Wichita State ..... W..... 81-68  
 (n)Drake ..... L..... 57-58  
 Coach – Sam Weaver



## 2010-11

(20-14, 10-8 MVC – T4th)

@#10 Syracuse..... L..... 46-68  
 Coe..... W..... 84-45  
 @Milwaukee..... L..... 63-65  
 North Dakota..... W..... 65-52  
 Iowa State..... W..... 60-54  
 @TCU..... W..... 64-60  
 @Iowa..... L..... 39-51  
 Morehead State..... W..... 69-53  
 South Carolina St.... W..... 66-52  
 SIU Edwardsville..... W..... 68-47  
 (n) Indiana..... W..... 67-61  
 (n) New Mexico..... W..... 66-60  
 Missouri State..... L..... 57-58  
 @Southern Illinois... L..... 55-57  
 Evansville..... W..... 65-53  
 @Indiana State..... L..... 45-70  
 Bradley..... W..... 83-77  
 @Illinois State..... W..... 46-44  
 Southern Illinois..... W..... 72-52  
 @Wichita State..... W..... 77-74  
 Drake..... W..... 69-49  
 Creighton..... W..... 71-66  
 @Missouri State..... W..... 60-59  
 Illinois State..... W..... 53-51  
 @Drake..... L..... 69-72  
 @Evansville..... L..... 62-70  
 Wichita State..... L..... 55-73  
 @Bradley..... W..... 80-70  
 George Mason..... L..... 71-77  
 Indiana State..... L..... 74-76  
 @Creighton..... L..... 55-63  
 (n) Creighton..... L..... 57-60  
 Rider (CIT)..... W..... 84-50  
 SMU (CIT)..... L..... 50-57  
 Coach – Ben Jacobson

## 2011-12

(20-14, 9-9 MVC – T3rd)

at Old Dominion..... W..... 63-46  
 at Saint Mary's..... L..... 41-57  
 Northern Colorado..... W..... 78-69  
 Western Carolina.... W..... 59-39  
 (n) Rice..... W..... 64-60  
 (n) Providence..... W..... 79-62  
 at Iowa State..... W..... 69-62  
 Colorado State..... W..... 83-77  
 Iowa..... W..... 80-60  
 Milwaukee..... W..... 67-51  
 Loras..... W..... 84-48  
 Ohio..... L..... 59-76  
 at Illinois State..... L..... 61-65  
 Evansville..... L..... 65-76  
 Indiana State..... W..... 65-48  
 at Drake..... W..... 83-68  
 at Creighton..... L..... 60-63  
 Missouri State..... W..... 61-60  
 at Bradley..... L..... 67-78  
 Wichita State..... L..... 68-71  
 Drake..... W..... 66-52  
 at Indiana State..... L..... 54-59  
 at Missouri State.... L..... 51-63  
 Southern Illinois..... W..... 58-49  
 #23 Creighton..... W..... 65-62  
 at Wichita State..... L..... 57-82  
 Illinois State..... W..... 78-63  
 at Evansville..... L..... 62-63  
 at VCU..... L..... 68-77  
 Bradley..... W..... 64-55  
 at Southern Illinois. W..... 65-61  
 (n) Illinois State..... L..... 42-54  
 at St. Joseph's (NIT) W..... 67-65  
 at Drexel (NIT)..... L..... 63-65  
 Coach – Ben Jacobson

Opponent	G	W	L	First Game
Abilene Christian	1	1	0	1982-83
Akron	4	3	1	1978-79
Alabama	3	1	2	1980-81
American (P.R.)	2	1	1	1990-91
Arkansas State	7	3	4	1979-80
Armstrong State	1	0	1	1978-79
Auburn	1	1	0	2008-09
Augustana (Ill.)	4	1	3	1976-77
Augustana (S.D.)	76	52	24	1942-43
Aurora College	1	1	0	1984-85
Austin Peay	1	1	0	1983-84
Ball State	1	0	1	1972-73
Beloit	2	1	1	1914-15
Bemidji State	5	3	2	1962-63
Bethune-Cookman	1	1	0	1995-96
Biscayne	1	0	1	1978-79
Boston College	1	1	0	2009-10
Bowling Green State	2	1	1	1998-99
Bradley	47	20	27	1970-71
Brandon	1	1	0	1984-85
Briar Cliff	2	1	1	1973-74
Bucknell	3	2	1	1990-91
Buffalo	1	0	1	1992-93
Buena Vista	5	5	0	1920-21
Butler	2	0	2	2001-02
UC-Santa Barbara	1	0	1	1986-87
Cal Poly	1	1	0	2007-08
Cal State Fullerton	2	1	1	1992-93
Carleton	7	2	5	1931-32
Centenary	1	0	1	1979-80
Central Florida	2	2	0	1995-96
Central (Iowa)	13	9	4	1914-15
Central Michigan	2	0	2	1984-85
Central Missouri	8	4	4	1967-68
Central (Ohio)	1	1	0	1972-73
Cincinnati	1	0	1	2004-05
Chicago	1	1	0	1984-85
Chicago State	8	7	1	1981-82
Chicago Teachers	4	3	1	1940-41
Clemson	1	0	1	1991-92
Cleveland State	19	7	12	1983-84
Coe	34	17	17	1906-07
Colorado State	1	1	0	2011-12
Columbia	33	10	23	1909-10
Concordia (Neb.)	1	1	0	1986-87
Coppin State	1	1	0	1986-87
Cornell (Iowa)	35	13	22	1909-10
Cornell University	1	1	0	1981-82
Creighton	45	16	29	1917-18
Culver Stockton	1	1	0	1967-68
Dayton	3	2	1	1987-88
Denver	2	2	0	2008-09
DePaul	2	0	2	1985-86
Detroit	3	0	3	1939-40
Detroit Tech	1	1	0	1957-58
Drake	60	36	24	1907-08
Drexel	1	0	1	2011-12
Dubuque	15	9	6	1914-15
East Carolina	1	1	0	2009-10
Eastern Illinois	33	13	20	1971-72
Eastern Kentucky	4	3	1	1980-81
Elmhurst	2	2	0	1978-79
Emporia State	2	0	2	1946-47
Evansville	40	19	21	1963-64
Fresno State	1	1	0	1949-50
Florida A&M	1	1	0	2005-06
Florida International	2	2	0	1986-87
Florida Southern	1	1	0	1978-79
Furman	1	0	1	2003-04
Georgetown	2	0	2	1989-90
Georgia	1	0	1	1983-84
Georgia Tech	1	0	1	2004-05
George Mason	1	0	1	2010-11
George Williams	1	1	0	1983-84
Gonzaga	1	1	0	1987-88
Grinnell	30	12	18	1907-08
Gustavus Adolphus	4	2	2	1947-48
Hamilton	2	2	0	1923-24
Hamline	9	4	5	1931-32
Hastings	2	0	2	1950-51

Opponent	G	W	L	First Game
Hawai'i	1	0	1	1982-83
Hawai'i-Pacific	1	1	0	2005-06
Howard	1	0	1	1984-85
Illinois-Benedictine	1	1	0	1984-85
Illinois-Chicago	21	10	11	1982-83
Illinois State	61	26	35	1959-60
Indiana	1	1	0	2010-11
Indiana State	44	21	23	1991-92
Iowa	42	9	33	1907-08
Iowa State	47	12	35	1916-17
Iowa Wesleyan	11	7	4	1919-20
Ithaca	1	1	0	1948-49
Jackson State	2	2	0	1988-89
Kansas	2	1	1	1973-74
Kansas Normal	4	1	3	1907-08
Kansas State	8	1	7	1948-49
Long Island	2	2	0	1993-94
Longwood	1	1	0	2004-05
Loras	28	15	13	1942-43
Louisiana State	2	2	0	1987-88
Louisiana Tech	2	2	0	2003-04
Loyola-Chicago	6	5	1	1994-95
Luther	31	18	13	1921-22
Macalester	7	5	2	1958-59
MacMurray	2	2	0	1962-63
Manhattanville	1	1	0	1978-79
Marquette	1	0	1	2008-09
Maryland-Baltimore County	1	1	0	1986-87
Massachusetts	1	1	0	2007-08
Miami (Fla.)	1	0	1	1998-99
Michigan State	1	0	1	2009-10
Minnesota	1	0	1	1989-90
Minnesota-Crookston	1	1	0	2003-04
Minnesota-Duluth	2	2	0	1971-72
Minnesota St., Mankato	43	26	17	1947-48
Missouri	4	1	3	1982-83
Missouri State	63	23	40	1982-83
UMKC	8	7	1	1996-97
Missouri-St. Louis	2	2	0	1977-78
Missouri Western	2	2	0	1980-81
Montana	4	2	2	1968-69
Montana State	2	1	1	1945-46
Morehead State	1	1	0	2010-11
Morningside	93	57	36	1920-21
Nebraska	14	1	13	1948-49
Nebraska-Omaha	26	16	10	1934-35
Nebraska-Wesleyan	1	0	1	1961-62
Nevada	4	2	2	1989-90
New Mexico	1	1	0	2010-11
New Orleans	3	0	3	1979-80
Niagara	1	1	0	1994-95
Nicholls State	1	1	0	2006-07
North Carolina A&T	1	0	1	1963-64
UNC-Wilmington	4	0	4	1980-81
North Central	2	0	2	1951-52
North Dakota	81	33	48	1935-36
North Dakota State	75	46	29	1935-36
Northeast Missouri	7	3	4	1935-36
Northern Colorado	1	1	0	2011-12
Northern Illinois	21	13	8	1945-46
Northern Michigan	4	1	3	1978-79
Northern State	1	0	1	1972-73
Northwest Missouri	3	3	0	1956-57
Northwestern State	1	1	0	2004-05
Notre Dame	2	0	2	1981-82
Ohio	1	0	1	2011-12
Oklahoma State	1	1	0	1931-32
Old Dominion	3	2	1	1990-91
Oral Roberts	2	1	1	1996-97
Pan American	6	3	3	1980-81
Parsons	25	18	7	1912-13
Pepperdine	3	1	2	1945-46
Prairie View A&M	1	1	0	1985-86
Providence	1	1	0	2011-12
Purdue	1	0	1	2008-09
Rice	1	1	0	2011-12
Rider	1	1	0	2010-11
Rockford College	1	1	0	1985-86
Samford	1	0	1	2000-01
Sam Houston State	2	2	0	1989-90

Opponent	G	W	L	First Game
San Diego	1	0	1	1985-86
San Diego State	2	1	1	1986-87
San Jose State	1	0	1	1947-48
St. Ambrose	8	8	0	1945-46
St. Bonaventure	2	0	2	1992-93
St. Francis	2	1	1	1979-80
St. Francis (Pa.)	1	0	1	1982-83
St. John's	1	1	0	1948-49
St. Joseph's	2	2	0	1913-14
St. Joseph's (Pa.)	1	1	0	2011-12
St. Louis	5	2	3	1978-79
St. Mary's	1	0	1	2011-12
St. Olaf	2	2	0	1948-49
St. Thomas	8	2	6	1940-41
Siena	4	2	2	2002-03
Simpson	26	21	5	1919-20
SIU Edwardsville	1	1	0	2010-11
South Carolina State	3	3	0	1985-86
Southeast Missouri St.	1	1	0	1963-64
South Dakota	77	35	42	1935-36
South Dakota State	82	37	45	1935-36
Southeastern Louisiana	1	1	0	1979-80
Southern California	1	0	1	1994-95
Southern Illinois	50	22	28	1964-65
Southern Methodist	2	0	2	1988-89
Southern Mississippi	2	0	2	1997-98
Southern Utah	2	1	1	1995-96
Southwest Louisiana	4	4	0	1939-40
Stephen F. Austin	2	2	0	1988-89
Stetson	1	0	1	1952-53
Syracuse	1	0	1	2010-11
TCU	1	1	0	2010-11
Tennessee State	3	3	0	1997-98
Texas A&M	1	1	0	1996-97
Texas-El Paso	2	0	2	1991-92
Texas-Pan American	3	2	1	1999-00
Texas Southern	1	1	0	2008-09
Texas Wesleyan	1	1	0	1988-89
Tulsa	11	3	8	1991-92
UNLV	1	1	0	2009-10
Upper Iowa	29	23	7	1913-14
U.S. Air Force	1	1	0	1999-00
U.S. International	1	1	0	1981-82
Utah	1	0	1	2002-03
Valparaiso	24	22	2	1979-80
VCU	1	0	1	2011-12
Wagner	1	1	0	2004-05
Wartburg	24	16	8	1951-52
Washburn	1	0	1	1957-58
Washington	1	0	1	2006-07
Washington (Mo.)	3	2	1	1937-38
Wayne State (Neb.)	9	7	2	1940-41
Western Carolina	2	2	0	2005-06
Western Illinois	58	29	29	1938-39
Western Kentucky	3	0	3	1980-81
Western Michigan	8	3	5	1946-47
Westmar	3	3	0	1968-69
Wichita State	45	25	20	1977-78
William & Mary	1	1	0	2001-02
William Penn	28	24	4	1919-20
Winona State	16	14	2	1955-56
Wisconsin	5	1	4	1981-82
Wisconsin-Green Bay	31	13	18	1978-79
Wisconsin-LaCrosse	5	2	3	1949-50
Wisconsin-Milwaukee	7	4	3	1941-42
Wisconsin-Oshkosh	1	1	0	1990-91
Wisconsin-Platteville	2	1	1	1978-79
Wisconsin-River Falls	3	2	1	1948-49
Wisconsin-Stevens Point	1	0	1	1973-74
Wright State	2	2	0	1998-99
Wyoming	4	1	3	1990-91
Youngstown State	11	4	7	1976-77
Others	55	37	18	