

2011-12 STANDINGS
(THROUGH GAMES AS OF APRIL 3)

	BIG EAST				OVERALL					
	W-L	Pct.	H	A	W-L	Pct.	H	A	N	Streak
#&Notre Dame (4/4)	15-1	.938	7-1	8-0	35-4	.897	17-1	11-2	7-1	L1
#St. John's (14/21)	13-3	.813	6-2	7-1	24-10	.706	13-3	8-4	3-3	L1
#Connecticut (3/3)	13-3	.813	6-2	7-1	33-5	.868	19-2	10-2	4-1	L1
#Georgetown (17/16)	11-5	.688	4-4	7-1	23-9	.719	10-4	10-3	3-2	L1
^West Virginia (RV/RV)	11-5	.688	6-2	5-3	24-10	.706	14-3	5-5	5-2	L1
^Rutgers (23/20)	10-6	.625	6-2	4-4	22-10	.688	12-3	6-6	4-1	L2
^Louisville (19/19)	10-6	.625	6-2	4-4	23-10	.697	11-2	10-7	2-1	L1
^DePaul (RV/23)	9-7	.563	6-2	3-5	23-11	.676	14-3	7-5	2-3	L1
USF	8-8	.500	5-3	3-5	19-16	.543	11-3	5-7	3-6	L1
Villanova	6-10	.375	5-3	1-7	19-15	.559	9-4	7-10	3-1	L1
Cincinnati	6-10	.375	2-6	4-4	16-16	.500	8-7	5-8	3-1	L1
Syracuse	6-10	.375	2-6	4-4	22-15	.595	9-6	10-5	3-4	L1
Providence	5-11	.313	4-4	1-6	13-17	.433	8-6	4-10	1-1	L5
Marquette	4-12	.250	3-5	1-7	14-17	.452	10-6	2-8	2-3	L1
Seton Hall	1-15	.063	0-8	1-7	8-23	.258	3-12	3-9	2-2	L2
Pittsburgh	0-16	.000	0-8	0-8	8-22	.267	6-11	0-10	2-1	L16

(Associated Press/ESPN-USA Today rankings) NR- not ranked; RV- receiving votes
Bye to quarterfinals; ^ First-round bye; & Regular season title



**BIG EAST IN THE
NCAA CHAMPIONSHIP**

Des Moines Regional

No. 5 seed Georgetown 61, No. 12 seed Fresno St. 56
March 18
No. 4 seed Georgia Tech 76, No. 5 seed Georgetown 64
March 20

No. 7 seed DePaul 59, No. 10 seed BYU 55

March 17
No. 2 Tennessee 63, No. 7 seed DePaul 48
March 19

Fresno Regional

No. 3 seed St. John's 69, No. 14 seed Creighton 67
March 18
No. 3 seed St. John's 74, No. 6 seed Oklahoma 70
March 20
No. 3 seed St. John's 74, No. 2 seed Duke 47
March 24

No. 8 seed West Virginia 68, No. 9 Texas 55

March 17
No. 1 Stanford 72, No. 8 seed West Virginia 55
March 19

Raleigh Regional

No. 1 seed Notre Dame 74, No. 16 seed Liberty 43
March 18
No. 1 seed Notre Dame 73, No. 8 seed California 62
March 20

No. 1 seed Notre Dame 79,
No. 5 seed St. Bonaventure 35
March 25
No. 1 seed Notre Dame 80, No. 2 seed Maryland 49
March 27

No. 7 seed Louisville 67, No. 10 seed Michigan St. 55
March 17

No. 2 Maryland 72, No. 7 seed Louisville 68
March 19

Kingston Regional

No.1 seed Connecticut 83, No. 16 seed Prairie View A&M 47
March 17

No. 1 seed Connecticut 72, No. 8 seed Kansas State 26
March 19

No. 1 seed Connecticut 77, No. 4 seed Penn State 59
March 25
No. 1 seed Connecticut 80, No. 2 seed Kentucky 65
March 27

No. 11 seed Gonzaga 86, No. 6 seed Rutgers 73
March 17

Final Four - Denver, Colo.

No. 1 seed Notre Dame 83, No. 1 seed Connecticut 75 (OT)
April 1; ESPN

No. 1 seed Baylor 59, No. 1 seed Stanford 47
April 1; ESPN

National Championship - Denver, Colo.

No. 1 Baylor 80, No. 1 seed Notre Dame 61
April 3; ESPN

All times Eastern.

**BIG EAST
CHAMPIONSHIP**

Friday, March 2 - First Round (BE.tv)

Game 1 #12 Syracuse 57, #13 Providence 47

Game 2 #9 USF 60, #16 Pittsburgh 59

Game 3 #10 Villanova 61, #15 Seton Hall 60

Game 4 #14 Marquette 54, #11 Cincinnati 51

Saturday, March 3 - Second Round (BETV and BE.tv)

Game 5 #5 West Virginia 63, #12 Syracuse 48

Game 6 #8 DePaul 76, #9 USF 62

Game 7 #7 Louisville 63, #10 Villanova 47

Game 8 #6 Rutgers 52, #14 Marquette 43

Sunday, March 4 - Quarterfinals (ESPNU/BETV)

Game 9 #5 West Virginia 39, #4 Georgetown 32

Game 10 #1 Notre Dame 69, #8 DePaul 54

Game 11 #2 St. John's 68, #7 Louisville 61 (OT)

Game 12 #3 Connecticut 49, #6 Rutgers 34

Monday, March 5 - Semifinals (ESPNU)

Game 13 #1 Notre Dame 73, #5 West Virginia 45

Game 14 #3 Connecticut 74, #2 St. John's 43

Tuesday, March 6 - Final (ESPN)

Game 15 #3 Connecticut 63, #1 Notre Dame 54



**BIG EAST
IN THE WNIT**



March 15

Villanova 58, American 39
USF 76, Florida Atlantic 20

March 16

Syracuse 59, Hartford 42
Cincinnati 68, Duquesne 63 (OT)

March 17

USF 77, Florida International 61

March 18

Villanova 58, Illinois State 55

March 19

Syracuse 65, Drexel 43
Toledo 72, Cincinnati 51

March 22

Syracuse 82, Temple 68
Colorado 48, Villanova 47

March 23

James Madison 72, USF 45

March 24 (Quarterfinals)

Syracuse 74, Toledo 73 (OT)

March 28 (Semifinals)

James Madison 74, Syracuse 71





The BIG EAST Conference

15 Park Row West
Providence, RI 02903
P: 401-453-0660; F: 401-751-8540

BIG EAST Communications Staff

Primary WBB Contact:

Sara Naggar, Director of Communications

Email: snaggar@bigeast.org;
Cell: 401-641-8762

Secondary WBB Contact:

Mike Coyne, Assistant Director of Comm.

Email: mcoyne@bigeast.org

John Paquette, Associate Commissioner

Email: jpaquette@bigeast.org

Chuck Sullivan, Director of Comm.

Email: csullivan@bigeast.org

Alex Lange, Communications Assistant

Email: alange@bigeast.org

Chris Magnoli, Communications Assistant

Email: cmagnoli@bigeast.org

Weekly Release

Media can access Adobe Acrobat PDF files of the complete weekly release on each of the conference's sport pages.

Email Distribution

Media may contact the BIG EAST Conference office by phone (401-453-0660) or email to be included on the league's email lists for releases and information for any sport. Please contact Sara Naggar in the conference office (snaggar@bigeast.org) with requests or questions.

THE BIG EAST CONFERENCE ON THE WEB

WWW.BIGEAST.ORG

WWW.FACEBOOK.COM/BIGEASTCONFERENCE

WWW.TWITTER.COM/BIGEASTCONF

WWW.TWITTER.COM/BIGEASTWBB

The BIG EAST Conference and XOS Digital, Inc., a leader in digital sports media, jointly announced a new partnership on July 1, 2010 resulting in an overhaul to the conference's official website www.bigeast.org. The BIG EAST Conference's re-launched site resides on a robust content management system that allows the site to be completely customized on the fly. The new site features a cutting-edge online video platform, a sleek new design, simplified navigation and a newly developed conference-wide regular season and postseason live statistics platform.

BIG EAST WOMEN'S BASKETBALL CONTACTS

Cincinnati -----	Katie Baran (baranke@ucmail.uc.edu) -----Office - 513-556-5191; Press Row - 513-556-3800
Connecticut -----	Patrick McKenna (patrick.mckenna@uconn.edu) -----Office - 860-486-2394; Press Row - 860-486-1888 (GP); 860-524-8555 (XLC)
DePaul -----	Alicia Powers (apowers1@depaul.edu) -----Office - 773-325-4740; Press Row - 773-325-4901
Georgetown -----	Barb Barnes (bj57@georgetown.edu) -----Office - 202-687-7155; Press Row - 202-687-1581
Louisville -----	Kim Pemberton (kapemb01@louisville.edu) -----Office - 502-852-7711; Press Row - 502-852-5567
Marquette -----	Amy Ufnowski (amy.ufnowski@marquette.edu) -----Office - 414-288-7419; Press Row - 414-288-0340
Notre Dame -----	Chris Masters (masters.5@nd.edu) -----Office - 574-631-8032; Press Row - 574-631-5309
Pittsburgh -----	Stacey Brann (sbrann@athletics.pitt.edu) -----Office - 412-383-8650; Press Row - 412-648-2318
Providence -----	Jen Ryneerson (jryneers@providence.edu) -----Office - 401-865-2208; Press Row - 401-865-2810
Rutgers -----	Hasim Phillips (hphillips@scarletknights.com) -----Office - 732-445-7886; Press Row - 732-445-4200
St. John's -----	Kristin Duffy (duffy.k@stjohns.edu) -----Office - 718-990-1522; Press Row - 718-990-5713
Seton Hall -----	Michael Kowalsky (michael.kowalsky@shu.edu) -----Office - 973-761-9493; Press Row - 973-761-9493
USF -----	Charlie Terenzio (cterenzi@usf.edu) -----Office - 813-974-5755; Press Row - 813-974-3752
Syracuse -----	David Gunn (dlgunn@syr.edu) -----Office - 315-443-3341; Press Row - 315-443-4241
Villanova -----	Dean Kenefick (dean.kenefick@villanova.edu) -----Office - 610-519-6514; Press Row - 310-519-7290
West Virginia -----	Katie Kane (katie.kane@mail.wvu.edu) -----Office - 304-293-2821; Press Row - 304-293-2821

The conference's online video platform will retain its BIGEAST.tv branding, with fans driven to that URL to consume all of the conference's live online and on-demand video offerings. Those offerings will now include new on-demand programming in the form of webisodes and vignettes produced in XOS Digital's production facility. BIGEAST.tv also will feature highlights of every nationally televised BIG EAST contest posted following the conclusion of every game and other on-demand interviews and features. In addition, fans can access BIGEAST.tv for live streaming of certain conference championships, which will be offered free to consumers.

The BIG EAST Web site will continue to be the exclusive home for women's basketball "Championship Central," which is a one-stop shop for conference tournament live stats, blogs, results, box scores, recaps, photo galleries, video highlights and more.

Weekly Awards

The BIG EAST names a Player and Freshman of the Week, as well as five Honor Roll selections, each Monday during the regular season. Winners are chosen from nominations provided by the BIG EAST sports information directors. The information will be released from the BIG EAST office and will be listed in the conference release and on the league web site.

Annual Awards

The All-BIG EAST First, Second, Honorable Mention and Freshman Teams, Player of the Year, Freshman of the Year, Defensive Player of the Year and Coach of the Year were chosen from a vote of the league's 16 head coaches at the conclusion of the regular season. A Most Improved Player, a Sixth-Man Award, a Women's Basketball Scholar-Athlete and a Sportsmanship Award winner were also selected. Coaches are not allowed to vote for themselves or their own players. The awards were announced prior to the BIG EAST Championship start on March 2 through an email release from the Conference office.





CINCINNATI BEARCATS

16-16 OVERALL (8-7 HOME; 5-8 AWAY; 3-1 NEUTRAL)
6-10 BIG EAST (2-6 HOME; 4-4 AWAY)

Last game: The Bearcats lost to defending WNIT Champion Toledo 72-51 on March 19 on the road.

Notes

- Cincinnati defeated Duquesne 68-63 in overtime on March 16 at Fifth Third Arena in the first round of the WNIT.
- Head coach Jamelle Elliott recorded her first career postseason victory against Duquesne. The Bearcats' victory against the Dukes was its first postseason win in 10 years and first WNIT win since 2000.
- Cincinnati is 3-8 in the WNIT.
- This season marked the first time UC has advanced to postseason play since the 2005-06 season.
- The Bearcats finished with a 16-16 record, which is a seven-game improvement from last season and the most under head coach Jamelle Elliott.
- The 16 victories is the most wins since 2005-06 when the Bearcats went 17-12. The Bearcats finished with a .500 record for the first time since 2006-07 and recorded four conference road wins this season, which is its most since becoming a BIG EAST member.
- Its six BIG EAST Conference victories also ties its total from the 2006-07 season.
- Cincinnati finished tied for 10th in the BIG EAST after being picked to finished 15th in the preseason polls.

CONNECTICUT HUSKIES

33-5 OVERALL (19-2 HOME; 10-2 AWAY; 4-1 NEUTRAL)
13-3 BIG EAST (7-2 HOME; 6-1 AWAY)

Last game: The Huskies advanced to the Final Four for the fifth-straight year and played Raleigh Regional champion and conference foe Notre Dame, falling in overtime 83-75 on April 1 on ESPN. It was the second-straight year UConn and Notre Dame met in the Final Four. Connecticut lost to the Irish twice during the regular season, but defeated ND in the BIG EAST Championship to win the title.

Notes

- The Huskies won the league's automatic NCAA bid, defeating Notre Dame, the No. 1 seed in the BIG EAST Championship.
- UConn earned the No. 1 seed in the Kingston Region and defeated No. 16 seed Prairie View A&M 83-47 in the first round of the NCAA Championship. In the second round, the Huskies defeated No. 8 seed Kansas State 72-26. Connecticut defeated No. 4 seed Penn State 77-59 on March 25 in Kingston, R.I.
- Connecticut won the Kingston Regional, defeating No. 2 seed Kentucky 80-65 on March 27.
- The Huskies, who have claimed five of the last 10 NCAA titles, made their 24th consecutive NCAA tournament appearance and are 85-17 all-time in NCAA play.
- Connecticut is 70-13 when earning the BIG EAST's automatic bid into the NCAA tournament.
- Connecticut has advanced to the Final Four 13 times in the program's history, including 10 of the last 13 seasons overall. The Huskies have advanced to at least the Regional Semifinal in each of the past 19 seasons (1994-2012).

DEPAUL BLUE DEMONS

23-11 OVERALL (14-3 HOME; 7-5 AWAY; 2-3 NEUTRAL)
9-7 BIG EAST (6-2 HOME; 3-5 AWAY)

Last game: In the second round, seventh-seeded DePaul lost to No. 2 seed Tennessee 63-48.

Notes

- The Blue Demons defeated No. 10 seed BYU 59-55 on March 17 at Allstate Arena in the first round.
- DePaul made its 17th NCAA tournament appearance, with its first coming in 1990.
- The Blue Demons are 10-17 in NCAA games and reached the Sweet 16 in 2006 and 2011.
- The Blue Demons have reached the second round eight times.
- The Blue Demons and Lady Vols met for the 20th time in their programs' history, with Tennessee holding a 20-0 series advantage.
- The two teams met earlier this season at the Maggie Dixon Classic in Madison Square Garden. The Lady Vols won 84-61.
- The Blue Demons will return six of the seven players from this year's team, including junior Anna Martin, who led DePaul and the BIG EAST Conference in scoring and finished the season with 648 points, which ranks 10th on DePaul's all-time single-season list.

GEORGETOWN HOYAS

23-9 OVERALL (10-4 HOME; 10-3 AWAY; 3-2 NEUTRAL)
11-5 BIG EAST (5-4 HOME; 6-1 AWAY)

Last game: Georgetown lost to No. 4 seed Georgia Tech 76-64 on March 20 at Carmichael Arena in Chapel Hill, N.C. in the NCAA Championship second round.

Notes

- Georgetown earned the No. 5 seed in the Des Moines Region and defeated No. 12 seed Fresno State 61-56 at Carmichael Arena in the first round of the NCAA Championship in Chapel Hill, N.C. on March 18.
- GU earned its fourth NCAA bid in program history and the third in as many seasons.
- GU had three wins over nationally-ranked opponents and two over top-10 opponents. The team has defeated four NCAA tournament squads.
- Georgetown has been to the NCAA tournament three times prior to this year with an overall record of 6-3. The Hoyas overall record in four trips to the NCAA Championship is 7-4.
- Last season, Georgetown tied a program record, advancing to the Sweet 16. GU narrowly fell to top-seeded Connecticut 68-63 in the Sweet 16 in 2011.
- Head Terri Williams-Flournoy was named the head coach at Auburn University on April 2.
- Sugar Rodgers was named an All-American Honorable Mention by both the AP and WBCA.

LOUISVILLE CARDINALS

23-10 OVERALL (11-2 HOME; 10-7 AWAY; 2-1 NEUTRAL)
10-6 BIG EAST (6-2 HOME; 4-4 AWAY)

Last game: The Raleigh Regional No. 7 seed Louisville defeated 10th-seed Michigan State 67-55 in the first round of NCAA Tournament at the Comcast Center in College Park, Md. on March 17. Louisville advanced to face No. 2 seed Maryland on March 19. The Cardinals lost 72-68.

Notes

- Louisville made its 15th NCAA tournament appearance and sixth appearance in the last seven years.
- The Cardinals had reached the NCAA Sweet 16 in three of the past four seasons.
- UofL made its first NCAA Final Four appearance in 2009, falling to UConn 76-54 in the title game.
- Louisville head coach Jeff Walz served as an assistant under Brenda Frese at Maryland for five years before joining the Cardinals in 2007. Louisville defeated the Terrapins in the 2009 tournament to advance to the Final Four.
- The Cardinals were a No. 7 seed for the third time since their first appearance in 1983.
- UofL faced 10 opponents this season that earned bids to the NCAA Tournament. Seven BIG EAST Conference opponents earned bids to the NCAA Tournament. The Cardinals own a record of 2-7 against those opponents. (Louisville faced DePaul and St. John's twice this season.)

MARQUETTE GOLDEN EAGLES

14-17 OVERALL (10-6 HOME; 2-8 AWAY; 2-3 NEUTRAL)
4-12 BIG EAST (3-5 HOME; 1-7 AWAY)

Last game: Marquette defeated Cincinnati 54-51 in the first round of the BIG EAST Championship on March 2. The Golden Eagles lost to Rutgers 52-43 in the second round on March 3.

Notes

- Marquette's game with then-No. 23/20 Rutgers marked the ninth ranked opponent Marquette has faced this season. MU finished the season 0-9 in those contests.
- Sophomore Katherine Plouffe led Marquette with 15 points and nine rebounds. It was her 14th time leading MU in scoring and 23rd game this season of 10-or-more points.
- Sophomore Gabi Minix played a team-high 37 minutes and finished with four points, and game highs in assists (six) and steals (three) all while not turning the ball over for the second time this season. Minix's six assists matches an MU BIG EAST Championship record.
- Freshman Chelsie Butler came off the bench to chip in 12 points. It marked her fifth game of double-figure scoring of the season.
- MU finished the season 7-2 when leading at the half.



NOTRE DAME FIGHTING IRISH

35-4 OVERALL (17-1 HOME; 11-2 AWAY; 7-1 NEUTRAL)
15-1 BIG EAST (7-1 HOME; 8-0 AWAY)

Last game: For the second-straight year, Notre Dame played for the national title. The Irish lost to No. 1/1 Baylor 80-61 on April 3 on ESPN.

Notes

- Notre Dame defeated Kingston Regional winner Connecticut 83-75 in overtime in the Final Four on April 1. It was the second-straight year the Irish defeated the Huskies in the Final Four. The Irish defeated the Huskies twice during the regular season, but lost to UConn in the BIG EAST Championship final.

- No. 1 seed Notre Dame won the Raleigh Regional, defeating No. 2 seed Maryland 80-49 on March 27. Notre Dame defeated No. 5 seed St. Bonaventure 79-35 in the NCAA Championship Sweet 16 on March 25 in Raleigh, N.C.

- The Irish defeated No. 8 seed California 73-62 on March 20. Notre Dame defeated No. 16 seed Liberty 74-43 on March 18 at Purcell Pavilion in the first round.

- Notre Dame claimed its first outright BIG EAST Conference regular-season championship since joining the league in 1995-96.

- The Irish made their 17th consecutive trip to the NCAA tournament, and 19th appearance in school history. It was the second time in program history that Notre Dame earned a top seed (2001).

- Notre Dame registered nearly half of its wins (14) against teams that qualified for the 2012 NCAA Championship. The Irish also defeated six programs that won either their conference regular season or tournament title.

- Notre Dame is 37-18 all-time in NCAA Championship appearances.

RUTGERS SCARLET KNIGHTS

22-10 OVERALL (12-3 HOME; 6-6 AWAY; 4-1 NEUTRAL)
10-6 BIG EAST (6-2 HOME; 4-4 AWAY)

Last game: Rutgers earned its 10th-straight tournament bid with its selection as the No. 6 seed in the Kingston Region of the 2012 NCAA Championship. The Scarlet Knights lost to No. 11 seed Gonzaga 86-73 on March 17 at McCarthy Arena in Spokane, Wash.

Notes

- The Scarlet Knights made their 23rd NCAA tournament appearance, including their 14th under head coach C. Vivian Stringer.

- Rutgers, 35-23 all-time in the NCAA Championship, has won six of its past eight first-round appearances. The Scarlet Knights are 11-3 in first round games under Stringer.

- RU has made eight trips to the tournament Regional and a pair of Final Four runs, including the National Championship game in 2007.

- Rutgers and Gonzaga met for the first time in school history.

- The Scarlet Knights lost in the quarterfinals of the BIG EAST Championship, falling to eventual tournament champion Connecticut 49-34 on March 4.

PITTSBURGH PANTHERS

8-22 OVERALL (6-11 HOME; 0-10 AWAY; 2-1 NEUTRAL)
0-16 BIG EAST (0-8 HOME; 0-8 AWAY)

Last game: Pitt dropped a 60-59 decision to USF in first round action at the 2012 BIG EAST Championship on March 2 at the XL Center.

Notes

- Freshman Brianna Kiesel, presented with her BIG EAST All-Freshman team award prior to tip, led the Panthers with 24 points. The guard scored 15 points in the second half as Pitt overcame a 21-point deficit. Kiesel's 24 points marked the first year player's seventh game with 20 or more points this season.

- Sophomore Marquel Davis had 13 points and a career-high eight rebounds, while redshirt sophomore Leeza Burdgress posted 11 points and six boards.

- Off the bench, sophomore Kyra Dunn collected nine rebounds- a team-high.

- The Panthers shot 56.3 percent in the second half (18-of-32), compiling a 43.9 percent field goal percentage in the game.

- Pitt outrebounded USF 44-38.

- The Panthers committed 16 turnovers, but turned the ball over just four times in the second half.

PROVIDENCE FRIARS

13-17 OVERALL (8-6 HOME; 4-10 AWAY; 1-1 NEUTRAL)
5-11 BIG EAST (4-4 HOME; 1-7 AWAY)

Last game: Providence was defeated by Syracuse 57-47 on March 2 in the first round of the BIG EAST Tournament in Hartford, Conn.

Notes

- Junior Symone Roberts led the Friars with 12 points and sophomore Alicia Cropper added 11. Senior Teya Wright narrowly missed a double-double with eight points and 10 rebounds.

- Providence College Athletics Director Bob Driscoll announced on April 9 that Susan Robinson Fruchtl was named head women's basketball coach. Robinson Fruchtl becomes the ninth head coach in the program's 38-year history.

- Robinson Fruchtl replaced Phil Seymore, who left on March 14 to pursue other options. Seymore, who served as the head coach of the Friar women's team for seven seasons, posted an 88-120 record, including a 13-17 overall mark in 2012 and a 5-11 record in BIG EAST action.

ST. JOHN'S RED STORM

24-10 OVERALL (13-3 HOME; 8-4 AWAY; 3-3 NEUTRAL)
13-3 BIG EAST (6-2 HOME; 7-1 AWAY)

Last game: St. John's lost to No. 2 seed Duke 74-47 on March 24 in Fresno, Calif., in the program's first trip to the Sweet 16.

Notes

- For the third-straight season, St. John's earned an at-large bid to the NCAA Tournament. The No. 3-seeded Red Storm defeated No. 14 seed Creighton 69-67 on a last-second shot from point guard Nadirah McKenith on March 18 in the first round. The Red Storm defeated No. 6 seed Oklahoma 74-70 at the Lloyd Noble Center in Norman, Okla., on March 20.

- The No. 3 seed is St. John's highest seeding in the NCAA tournament in program history. Previously, the Red Storm's highest seed was No. 6 in 2010.

- This trip is head coach Kim Barnes Arico's fourth to the tournament during her 10-year tenure with St. John's. Barnes Arico is 5-4 in the NCAA tournament, taking the Red Storm to the Second Round all four times (2006, 2010, 2011 and 2012). She is the only Red Storm coach to take the women's basketball team to three-straight tournaments.

- The 2011-12 season marks St. John's seventh appearance in the NCAA Tournament with its first in 1983.

- Overall St. John's has a record of 6-7 in the NCAA Championship and has made it to the Second Round five times (1988, 2006, 2010, 2011 and 2012).

SETON HALL PIRATES

8-23 OVERALL (3-12 HOME; 3-9 AWAY; 2-2 NEUTRAL)
1-15 BIG EAST (0-8 HOME; 1-7 AWAY)

Last game: Seton Hall lost a nail-biter 61-60 to Villanova in the First Round of the BIG EAST Championship on March 2.

Notes

- Senior Jasmine Crew scored a game-high 21 points to lead the Pirates against Villanova.

- Seton Hall had a 46-33 advantage on the glass, thanks in part to senior Tajay Ashmeade's 12 boards. Junior Brittany Morris finished with 14 points.

USF BULLS

19-16 OVERALL (11-3 HOME; 5-7 AWAY; 3-6 NEUTRAL)
8-8 BIG EAST (5-3 HOME; 3-5 AWAY)

Last game: USF lost at James Madison 72-45 in the third round of the WNIT on March 23.

Notes

- USF defeated Florida International 77-61 on March 17 in the second round of the WNIT.
- The Bulls defeated Florida Atlantic 76-20 in the first round.
- USF was one of only two teams in the field that have won a WNIT title (2009).
- The Bulls advanced to the third round of the WNIT for the sixth time under head coach Jose Fernandez.
- BIG EAST Most Improved Player of the Year Jasmine Wynne scored in double figures in 28 games this season. Wynne ended her stellar USF career with 958 points and 185 steals
- The Bulls' first two wins in the WNIT were double-digit victories.

SYRACUSE ORANGE

22-15 OVERALL (9-6 HOME; 10-4 AWAY; 3-5 NEUTRAL)
6-10 BIG EAST (2-5 HOME; 4-5 AWAY)

Last game: The Orange lost at James Madison 74-71 in the WNIT semifinals on March 28.

Notes

- In the first round of the WNIT, the Orange won at Hartford 59-42 on March 16. Syracuse won at Drexel 65-43 on March 19 to advance to the third round.
- The Orange defeated Temple on the road 82-68 on March 22 in the WNIT third round. SU won at Toledo 74-73 in overtime on March 24 in the WNIT quarterfinals.
- Syracuse made its fifth-straight postseason appearance and its fourth consecutive in the WNIT.
- Head coach Quentin Hillsman's squad has advanced to the quarterfinals of the WNIT each of the past three seasons, winning three games each time, after earning the program's first-ever postseason win in the 2009 tournament.
- SU is coming off the first three postseason road wins in program history.
- SU is 10-4 all-time in the WNIT.
- With the victory against Drexel, the Orange reached the 20-win plateau for the fourth consecutive season, and fifth time in the past six seasons.
- Kayla Alexander had 29 points against Temple, an SU postseason record for points in a game. She also set marks for field goals made (12) and blocks (six), while Rachel Coffey set a program postseason record with eight assists.

2012 BIG EAST

WOMEN'S BASKETBALL
CHAMPIONSHIP PRESENTED
BY AMERICAN EAGLE OUTFITTERS

The BIG EAST welcomed all 16 teams to the 2012 BIG EAST Women's Basketball Championship Presented by American Eagle Outfitters. Connecticut, the winner of the tournament, earned the conference's automatic NCAA tournament bid.

The women's tournament began Friday, March 2 and continued through the championship game on March 6. All games will be played at the XL Center in Hartford, Conn.

While the BIG EAST Championship includes all 16 teams, the regular season remains a crucial part of the conference schedule. The top four teams in the final regular-season standings received byes through two rounds of tournament play. The No. 5-8 seeds earned first-round byes.

Friday, March 2 - First Round (BE.tv)

Game 1 #12 Syracuse 57, #13 Providence 47
Game 2 #9 USF 60, #16 Pittsburgh 59
Game 3 #10 Villanova 61, #15 Seton Hall 60
Game 4 #14 Marquette 54, #11 Cincinnati 51

Saturday, March 3 - Second Round (BETV and BE.tv)

Game 5 #5 West Virginia 63, #12 Syracuse 48
Game 6 #8 DePaul 76, #9 USF 62
Game 7 #7 Louisville 63, #10 Villanova 47
Game 8 #6 Rutgers 52, #14 Marquette 43

Sunday, March 4 - Quarterfinals (ESPNU/BETV)

Game 9 #5 West Virginia 39, #4 Georgetown 32
Game 10 #1 Notre Dame 69, #8 DePaul 54
Game 11 #2 St. John's 68, #7 Louisville 61 (OT)
Game 12 #3 Connecticut 49, #6 Rutgers 34

Monday, March 5 - Semifinals (ESPN)

Game 13 #1 Notre Dame 73, #5 West Virginia 45
Game 14 #3 Connecticut 74, #2 St. John's 43

Tuesday, March 6 - Final (ESPN)

Game 15 #3 Connecticut 63, #1 Notre Dame 54

BETV - Selected Regional Sports Networks, check local listings for schedule
bigeast.tv - Live streaming will be available on the BIG EAST website



VILLANOVA WILDCATS

19-15 OVERALL (9-4 HOME; 7-10 AWAY; 3-1 NEUTRAL)
6-10 BIG EAST (5-3 HOME; 1-7 AWAY)

Last game: Villanova lost at Colorado 48-47 on March 22 in the third round of the WNIT.

Notes

- Villanova defeated host American 58-39 in the first round of the WNIT on March 15. The Wildcats defeated Illinois State 58-55 on the road on March 18 to advance to the third round.
- Villanova's appearance in the WNIT was the team's 10th postseason berth in the last 13 seasons.
- The postseason trip also marked the Wildcats sixth overall trip to the WNIT and first since 2008.
- Villanova is 6-6 all-time in the WNIT, including a 2-5 mark on the road. The Wildcats are 22-20 in postseason play and 0-3 in the WNIT third round.
- Villanova rallied from a 10 point deficit with 8:23 left for the win against Illinois State. Devon Kane made the game-winning 3-pointer. Villanova played the game without its leading scorer and leading rebounder Laura Sweeney, who missed the game due to a hand injury suffered in the first-round win over American.
- Villanova advanced to the third round of the WNIT for the third time in school history.

WEST VIRGINIA MOUNTAINEERS

24-10 OVERALL (14-3 HOME; 5-5 AWAY; 5-2 NEUTRAL)
11-5 BIG EAST (6-2 HOME; 5-3 AWAY)

Last game: The Mountaineers lost to Fresno Region No. 1 seed Stanford 72-55 on March 19 in Norfolk, Va.

Notes

- The Mountaineers earned the No. 8 seed in the NCAA Championship with an at-large bid.
- WVU defeated No. 9 seed Texas 68-55 in the first round on March 17 in Norfolk, Va.
- The Mountaineers made their fifth appearance at the NCAA tournament in the last six years and their sixth overall appearance under head coach Mike Carey.
- This postseason trip marked the eighth time in program history that West Virginia advanced to NCAA tournament play.
- WVU advanced to the second round of the NCAA Tournament for the seventh time in program history.
- West Virginia holds a 7-1 record in the first round of the NCAA Tournament, having lost only to Ohio State 73-67 in the first round in 2004.
- The Mountaineers are 0-7 in the second round of the NCAA tournament.

BIG EAST POSTSEASON NEWS & NOTES

Half of the Final Four - Familiar Opponents

For the second-straight year, the BIG EAST had half of the teams in the Final Four. Notre Dame and Connecticut again met in the national semifinals. Last year, Notre Dame won the matchup, advancing to the title game. The two teams met three times already this season, with the Irish taking both regular season meetings and the Huskies winning the BIG EAST Championship title to earn the league's automatic bid to the NCAA Championship. This year marked the fifth time the league has had more than one school reach the national semifinals.

BIG EAST in the Title Game

It is the sixth straight year a BIG EAST school has advanced to the Final Four and the third time in the last four years the BIG EAST had two representatives (UConn and Louisville met in 2009).

Notre Dame vs. Connecticut

Sunday's national semifinal was the 37th meeting between the teams, with UConn holding a 29-8 edge in an all-time series that began in 1996.

Recent Matchups

Jan. 8, 2011 in South Bend, Ind.

(UConn won 79-76)

Feb. 19, 2011 in Storrs, Conn.

(UConn won 78-57)

Mar. 8, 2011 in Hartford, Conn.

(UConn won 73-64)

Apr. 3, 2011 in Indianapolis, Ind.

(ND won 72-63)

Jan. 7, 2012 in South Bend, Ind.

(ND won 74-67) in OT

Feb. 27, 2012 in Hartford, Conn.

(ND won 72-59)

Mar. 6, 2012 in Hartford, Conn.

(UConn won 63-54)

April 3, 2012 in Denver, Colo.

(ND won 83-75)

The teams have met six times for the BIG EAST Championship title (UConn is 6-0) and three times in the NCAA Championship (Notre Dame is 3-0).

Winning Percentage

In all postseason games prior to March 19, BIG EAST teams held a .929 winning percentage, posting a 13-1 record. In the NCAA Championship First Round, BIG EAST teams went 7-1. Through WNIT games played before March 19, BIG EAST teams recorded a spotless 6-0 mark.

Twelve Participate in the Postseason

With eight teams selected to the NCAA Championship and four teams selected to the WNIT, the BIG EAST had 12 teams of 16 teams included in the postseason.

First Round Success

In the last two years, BIG EAST teams have combined to post a 21-1 record in the first round of the postseason. Last year, the BIG EAST compiled a perfect 9-0 record in the First Round of the NCAA tournament, winning each game by an average of 15.1 ppg. In the WNIT, Syracuse won its first round game to make the combined total 10-0. This year, between the NCAA and WNIT First Rounds, BIG EAST teams went 11-1 (7-1 in the NCAA Championship and 4-0 in the WNIT First Round).

17 NCAA Teams In The Last Two Years

The BIG EAST has totaled 17 teams in the NCAA tournament over the past two years, including a record nine selections in 2010-11. The league has averaged 8.5 teams during that span, more than any other conference.

Bringing Home The Hardware

The BIG EAST has won eight national championships in the last 16 years, including seven titles in the last 12 years. In addition, the league has sent four different programs to the Final Four over the last five seasons, and totaled 20 Final Four teams.

19 NCAA Wins Last Year

The league totaled 19 wins during the 2010-11 NCAA tournament and tied the highest mark a conference has had during one tournament along with the ACC (2006) and the SEC (1996 and 1997).

Diggins, Hayes Top Wooden Award Finalists

Two of the 15 Finalists for the John R. Wooden Award hold BIG EAST ties as Notre Dame junior Skylar Diggins and Connecticut senior Tiffany Hayes were named to the ballot. The 36th annual Wooden Award Gala, which took place on April 6, 2012.

Geno Auriemma Receives John R. Wooden

"Legends of Coaching" Honor

University of Connecticut head women's basketball coach Geno Auriemma was at the Los Angeles Athletic Club on April 6 to receive the John R. Wooden Award's "Legends of Coaching" honor.

Auriemma became only the sixth coach all-time to eclipse the 800-win plateau when he led the Huskies to their fifth-straight BIG EAST Tournament Championship on March 6. In his 27 years in Storrs, Auriemma has led UConn to seven national titles, 13 Final Fours and four undefeated seasons, including 39-0 NCAA title-producing campaigns in 2009 and 2010. His all-time coaching record is 804-129 (.862/27 yrs), tops among active NCAA coaches and is No. 2 all-time in win percentage.

Nine Teams With 20 Wins or More

The BIG EAST had eight teams with 20 wins or more following the conclusion of the regular-season on Feb. 27, all eight teams were selected for the NCAA tournament. Syracuse earned its' 20th win against Drexel on March 19 to make it nine BIG EAST teams that have reached the 20-win plateau.

30 Wins and Counting

The league has a pair of 30-wins teams as Notre Dame (35) and Connecticut (33) mark the fifth time the feat has been achieved in conference history.

1995-96: UConn (33-1) and Notre Dame (31-7)

2000-01: UConn (32-3) and Notre Dame (34-2)

2008-09: UConn (39-0) and Louisville (34-5)

2010-11: UConn (35-1) and Notre Dame (31-8)

2011-12: UConn (33-5) and Notre Dame (35-4)

Pair of No. 1's

The 2012 tournament marks the second time in league history that a pair of No. 1 seeds came from the BIG EAST. The last time that happened was 2001, when Notre Dame and Connecticut were both No. 1 seeds. The two met in the national semifinal in Saint Louis, Mo., and the Irish won, eventually winning the title. In 2012, Connecticut, which earned the league's automatic berth as the BIG EAST Championship winner, was the No. 1 in the Kingston Region. Notre Dame, which earned an at-large bid, was No. 1 in the Raleigh Region. Both teams won their region.

McGraw Selected as Naismith Finalist

For the fifth time, Notre Dame women's basketball head coach Muffet McGraw was selected as a finalist for the Naismith National Coach of the Year award. McGraw was chosen as a finalist for the Naismith Award in 1998, 1999, 2001 and 2005, and she won in 2001 when the Fighting Irish won their first NCAA national championship.

Final Four Variety

The BIG EAST had seen four different teams advance to the Final Four since 2007, more than any other conference. Rutgers (2007), Connecticut (2008-12), Louisville (2009) and Notre Dame (2011-12). By comparison, The Big 12 has sent three programs (Oklahoma, Baylor and Texas A&M), the SEC has sent two (Tennessee and LSU), while the Pac12 (Stanford) and ACC (North Carolina) have each sent one.

Beating The Competition

For the seventh straight year, the BIG EAST compiled a nonconference win percentage over .700 during the regular-season going 159-55 (.743).

How Sweet It Is

With three NCAA Sweet 16 teams this season (Connecticut, Notre Dame and St. John's) the BIG EAST has had more teams reach the Regional Semifinals than any other conference since 2007. The league also has had eight different teams advance to the Sweet 16 since 2007, including first-time entrant St. John's.

Regional Semifinalists Since 2007

BIG EAST	21
Big 12	17
SEC	16
ACC	15

BIG EAST Teams in the Sweet 16

The last five years (2007-12)

UConn	2007-12
DePaul	2011
Georgetown	2011
Louisville	2008, 2009, 2011
Notre Dame	2008, 2010-12
Pittsburgh	2008, 2009
Rutgers	2007-09
St. John's	2012

Star Players Back In 2012-13

Next year could be another strong one for the BIG EAST as the league's top players will return. Three of the top four scorers in the conference, as well as the league's top rebounder are juniors. DePaul will welcome back Anna Martin (conference-best 19.1 ppg) and Katherine Harry (conference-best 9.5 rpg), along with Georgetown's Sugar Rodgers (18.5 ppg) and Skylar Diggins (16.8 ppg). All four players were All-BIG EAST selections, with Diggins, Rodgers and Martin being selected as unanimously.

BIG EAST POSTSEASON NEWS & NOTES

Coach Stringer to be Inducted

Rutgers head women's basketball coach C. Vivian Stringer will be honored as one of seven inductees into the New Jersey Women's Hall of Fame, established by the Trenton YWCA. The New Jersey Women's Hall of Fame was created to honor and recognize the accomplishments of women across all industries in New Jersey. The Second Annual Induction Gala will be held on March 29.

WBCA Announces Finalists for the 2012 Russell Athletic/WBCA Coach of the Year Award

Muffet McGraw of Notre Dame, Brenda Frese of Maryland, Tom Collen of Arkansas, Curt Miller of Bowling Green, Kim Mulkey of Baylor, Coquese Washington of Penn State, Reagan Pebley of Utah State and Tara VanDerveer of Stanford are the 2012 RUSSELL ATHLETIC/WBCA National Collegiate Athletic Association Division I Regional Coaches of the Year, the Women's Basketball Coaches Association announced on March 22.

Becky Burke Selected for 2012 State Farm College 3-Point Championship

Louisville senior guard Becky Burke participated in the State Farm College Slam Dunk & 3-Point Championships on March 29 in New Orleans. The 24th annual event showcased the dunking and sharp-shooting talents of 24 of the nation's top college basketball players. Burke competed in the State Farm Women's 3-Point Contest. Burke was a fan-favorite for many years and ends her Cardinal career as a member of the 1,000 point club. The event aired on ESPN.

ECAC All-Stars

Connecticut freshman Kaleena Mosqueda-Lewis was selected as the ECAC Rookie of the Year. Connecticut sophomore Bria Hartley was named to the first team, while teammate senior Tiffany Hayes and West Virginia's Asya Bussie were both tabbed on the second team.

Another Top-25 Matchup

Connecticut and Notre Dame's semifinal contest marked the 24th top-25 matchup this season. With 26 last year, the BIG EAST has 50 in the last two seasons.

20 Final Four Appearances

The BIG EAST has had 20 teams advance to the Final Four, including 16 since 2000, more than any other league. This year, both Connecticut and Notre Dame advanced, marking the fifth time the league has had more than one school reach the national semifinals. The BIG EAST has had at least one Sweet Sixteen team every year since 1993 and at least one team in the Elite Eight every year since 1994.

Final Four appearances

Connecticut	1991
Connecticut	1995
Connecticut	1996
Notre Dame	1997
Connecticut	2000
Rutgers	2000
Connecticut	2001
Notre Dame	2001
Connecticut	2002
Connecticut	2003
Connecticut	2004
Rutgers	2007
Connecticut	2008
Connecticut	2009
Louisville	2009
Connecticut	2010
Notre Dame	2011
Connecticut	2011
Notre Dame	2012
Connecticut	2012

BIG EAST National Championships

The BIG EAST has won 32 national championships, including eight in women's basketball. The league is tied with the SEC, as both have won eight titles.

Women's Basketball

Connecticut	1995
Connecticut	2000
Notre Dame	2001
Connecticut	2002
Connecticut	2003
Connecticut	2004
Connecticut	2009
Connecticut	2010

Capacity Crowds

BIG EAST teams have played before many capacity crowds this year, including 18 sellouts. Notre Dame led the league with eight capacity crowds in 2011-12, while DePaul had five. Connecticut (Gampel), Marquette, Seton Hall and USF each had one sellout. In the last two seasons, the BIG EAST has posted 37 sellouts.

All-Tournament Teams

In the Raleigh Regional, Notre Dame junior guard Skylar Diggins was named the Most Outstanding player, while teammates Natalie Achonwa, Kayla McBride and Natalie Novosel each earned spots on the team as well. In the Kingston Regional, senior guard Tiffany Hayes earned the Most Outstanding Player award, while teammate Stefanie Dolson was selected to the team.

Naismith Trophy Narrowed

The Naismith Trophy, given annually to the nation's top player by the Atlanta Tipoff Club, has cited eight BIG EAST players to its award list. Individually, Notre Dame leads all schools with three players, while UConn had two selections. Notre Dame's Skylar Diggins was named one of the four finalists.

Notre Dame:

Notre Dame:

Connecticut:

Connecticut:

DePaul:

Georgetown:

Rutgers:

Skylar Diggins

Natalie Novosel

Devereaux Peters

Bria Hartley

Kaleena Mosqueda-Lewis

Anna Martin

Sugar Rodgers

Khadijah Rushdan

Novosel Named A Finalist For The Lowe's Senior CLASS Award

Notre Dame senior guard Natalie Novosel is one of 10 finalists for the Lowe's Senior CLASS Award, presented annually to student-athletes who have notable achievements in four areas of excellence – community, classroom, character and competition. The women's award winner will be announced during the Final Four, which will be held April 1 and 3 in Denver.

USBWA Player Of The Year Midseason Watch List

The U.S. Basketball Writers Association selected 20 players for its first Midseason Watch List for the Women's National Player of the Year. The trophy will be presented to the national player of the year in Denver at the USBWA's Women's College Basketball Awards Breakfast on April 3. Three Notre Dame teammates are on the list: Skylar Diggins, Natalie Novosel and Devereaux Peters. Connecticut teammates Bria Hartley and Kaleena Mosqueda-Lewis (the lone freshman) join Sugar Rodgers from Georgetown and Khadijah Rushdan from Rutgers. The BIG EAST boasts seven players to lead all conferences. A BIG EAST player has won the award each of the last three years and seven times overall.

Wade Watch List

Eleven BIG EAST players are listed on the State Farm Wade Watch List. DePaul's Anna Martin and Rutgers' Khadijah Rushdan were added on Feb. 7. The Wade Trophy is given to the nation's most outstanding Division I player each year - one who not only excels athletically but also serves as a positive role model both on and off the court.

Previous nominees announced include Devereaux Peters – Notre Dame, Natalie Novosel – Notre Dame, Skylar Diggins - Notre Dame, Stefanie Dolson – Connecticut, Bria Hartley – Connecticut, Tiffany Hayes - Connecticut, Keisha Hampton – DePaul, Monique Reid – Louisville and Sugar Rodgers – Georgetown.

BIG EAST POSTSEASON NEWS & NOTES

Two BIG EAST Finalists for the State Farm Wade Trophy

DePaul's Anna Martin and Notre Dame's Skylar Diggins were named as two of the 12 finalists for women's basketball's most prestigious award, the Wade Trophy. Known as the Heisman Trophy of women's basketball, the winner will be announced on during the WBCA Awards Show, which will be held at 5 p.m. MT on Monday, April 2, in Denver. A BIG EAST player has won the award each of the last three years and eight times overall.

AP All-Americans

Junior guard Skylar Diggins became the first Notre Dame player to make the first team since Ruth Riley did it in consecutive years in 2000 and 2001. Diggins was instrumental in helping the Irish win their first outright BIG EAST regular season championship, averaging 16.6 points and 5.7 assists.

First Team

Brittney Griner, Baylor
Nnemkadi Ogwumike, Stanford
Skylar Diggins, Notre Dame
Elena Delle Donne, Delaware
Alyssa Thomas, Maryland

Second Team

Chiney Ogwumike, Stanford
Odyssey Sims, Baylor
Shenise Johnson, Miami
Samantha Prahalis, Ohio State
Julie Wotja, Green Bay

Third Team

Tiffany Hayes, Connecticut
A'dia Mathies, Kentucky
Elizabeth Williams, Duke
Shekinna Stricklen, Tennessee
Riquna Williams, Miami

Two BIG EAST Players Lieberman Finalists

Notre Dame junior guard Skylar Diggins was selected as the 2012 recipient of the Nancy Lieberman Award, which is presented annually to the nation's top NCAA Division I point guard by the Rotary Club of Detroit. Diggins is the first Notre Dame player chosen for the honor that debuted in 2000. Diggins will be presented with this year's Nancy Lieberman Award at a noon (ET) luncheon on April 18 at The Detroit Athletic Club in Detroit.

UConn's Bria Hartley joined Diggins, Angel Goodrich of Kansas, Duke's Chelsea Gray, Nebraska's Lindsey Moore, Samantha Prahalis of Ohio State, Baylor's Odyssey Sims and Haley Steed of Brigham Young as finalists.

Peters named finalist for WBCA National Defensive Player of the Year

Notre Dame fifth-year senior forward Devereaux Peters has been chosen as one of five finalists for the 2012 Women's Basketball Coaches Association (WBCA) Division I Defensive Player of the Year award on March 26. Peters is the first Fighting Irish player to be named a finalist for the honor since it was created in 2007. The winner will be announced during the WBCA Awards Show, to be held at 5 p.m. MT on April 2 in Denver.

NCAA Tournament Fact

It is the first time since 1989 - and just the second time ever - that each No. 1 seed has reached the Final Four

Diggins Triple-Double

Notre Dame junior guard Skylar Diggins recorded the 13th triple-double in NCAA Championship history, and only the second in a regional final. Old Dominion's Anne Donovan had 20 points, 13 rebounds and 12 blocks in an East Regional final win at Penn State on March 26, 1983. Diggins also posted the third triple-double in school history and 17th all-time by a BIG EAST player.

Ten BIG EAST Players Finalists For Olympic Team Roster

On Feb. 13, the USA Basketball Women's National Team Player Selection Committee announced the 21 finalists for the 2012 Olympic Team Roster, 10 players with BIG EAST ties were cited. The list is Jayne Appel, Seimone Augustus, Sue Bird (Connecticut), Rebekkah Brunson (Georgetown), Swin Cash (Connecticut), Tamika Catchings, Tina Charles (Connecticut), Candice Dupree, Sylvia Fowles, Brittney Griner, Lindsey Harding, Asjha Jones (Connecticut), Kara Lawson, Angel McCoughtry (Louisville), Renee Montgomery (Connecticut), Maya Moore (Connecticut), Candace Parker, Cappie Pondexter (Rutgers), Diana Taurasi (Connecticut), Lindsay Whalen and Sophia Young.

The team was whittled down to 11 players, announced in Denver at the Final Four. The 11 players on the 12-player roster were: Augustus, Bird, Cash, Catchings, Charles, Fowles, McCoughtry, Moore, Parker, Taurasi and Whalen.

Head coach Geno Auriemma (Connecticut) will be assisted in the USA's quest for a gold medal by DePaul University head coach Doug Bruno, 1988 Olympic gold medalist and Washington Mystics assistant coach Jennifer Gillom and Atlanta Dream head coach Marynell Meadors.

Notre Dame Raises Over \$200,000

The Fighting Irish held their annual Pink Zone game on Feb. 12 (known nationally by its new label, Play4Kay), to raise money for breast cancer research, collecting a school-record \$204,682 this season (divided between the local Foundation of St. Joseph Regional Medical Center and the national Kay Yow Cancer Fund charity).

Louisville Honors Sandler

On Feb. 2, Louisville celebrated the 40 year anniversary of Title IX with a special halftime presentation. Dr. Bernice R. Sandler, whose persistent efforts brought Title IX into existence, spoke to the Louisville student-athletes prior to tip off about Title IX and was honored during with a presentation at the half.

Dr. Sandler is a Senior Scholar at the Women's Research and Education Institute in Washington, DC, where she consults with institutions and others about achieving equity for women and is an Adjunct Associate Professor at Drexel University College of Medicine.

2013 NCAA Sites

The NCAA has selected the first- and second-round and regional sites for the 2013 women's Division I basketball championship, with three BIG EAST schools among the choices.

Schools chosen to host those games include Baylor, Colorado, **Connecticut**, Delaware, Duke, Gonzaga, Iowa, **Louisville**, LSU, Maryland, Ohio State, Stanford, **St. John's**, Tennessee, Texas A&M and Texas Tech.

St. John's will be making its first appearance as a host while it will be UConn's 18th time.

Influx Of Talent Coming

A look at the fall 2012 incoming freshman shows four Naismith High School Player of the Year Finalists committed to BIG EAST schools. Moriah Jefferson, Breanna Stewart and Morgan Tuck all have committed to Connecticut, while Jewell Loyd is signed with Notre Dame.

The quartet will be joined by two additional BIG EAST-bound signees who have all been chosen to participate in the 2012 WBCA high school All-America game, Kahleah Copper (Rutgers) and Michaela Mabrey (Notre Dame).

The game will be held on March 31 game at the Pepsi Center in Denver, Colo., in conjunction with the Final Four.

All-BIG EAST First Team

Bria Hartley, Connecticut, So., G
 *Tiffany Hayes, Connecticut, Sr., G
 *Anna Martin, DePaul, Jr., G
 *Sugar Rodgers, Georgetown, Jr., G
 Shoni Schimmel, Louisville, So., G
 *Skylar Diggins, Notre Dame, Jr., G
 Natalie Novosel, Notre Dame, Sr., G
 Devereaux Peters, Notre Dame, Gr., F
 Khadijah Rushdan, Rutgers, R-Sr., G
 Shenneika Smith, St. John's, Jr., G
 Asya Bussie, West Virginia, Jr., C

All-BIG EAST Second Team

Dayeesha Hollins, Cincinnati, R-So., G
 Kaleena Mosqueda-Lewis, Connecticut, Fr., F
 April Sykes, Rutgers, Sr., G/F
 Nadirah McKeith, St. John's, Jr., G
 Da'Shena Stevens, St. John's, Sr., F
 Jasmine Crew, Seton Hall, Sr., G
 Jasmine Wynne, USF, Sr., G
 Kayla Alexander, Syracuse, Jr., C
 Iasia Hemingway, Syracuse, Sr., F
 Laura Sweeney, Villanova, Jr., F

BIG EAST Honorable Mention

Stefanie Dolson, Connecticut, So., C
 Katherine Harry, DePaul, Jr., F
 Tia Magee, Georgetown, Sr., F
 Katherine Plouffe, Marquette, So., F
 Monique Oliver, Rutgers, Jr., F/C
 Christal Caldwell, West Virginia, R-So., G

BIG EAST All-Freshman Team

*Kaleena Mosqueda-Lewis, Connecticut, Fr., F
 Kiah Stokes, Connecticut, Fr., C
 *Brittany Hrynko, DePaul, Fr., G
 *Bria Smith, Louisville, Fr., G
 Arlesia Morse, Marquette, Fr., G
 *Brianna Kiesel, Pittsburgh, Fr., G
 Betnijah Laney, Rutgers, Fr., G/F
 Amber Thompson, St. John's, Fr., F
 Lauren Burford, Villanova, R-Fr., F
 Linda Stepney, West Virginia, Fr., G
 *Unanimous selection

BIG EAST

PLAYER OF THE YEAR



**Skylar Diggins, Notre Dame
 Jr., G (South Bend, Ind.)**

Diggins of Notre Dame earned BIG EAST Player of the Year honors. Diggins, who also was the BIG EAST Preseason Player of the Year, helped lead her team to 15 league wins this season and an overall record of 28-2. Diggins helped lead the Irish to their first outright BIG EAST regular-season title and the No. 1 seed in the 2012 BIG EAST Championship presented by American Eagle Outfitters. She averaged 17.4 points per game and 5.8 assists in all games and 17.8 ppg in conference play. Diggins is 14th in the nation in assists per game (5.9 apg) and 23rd in field goal percentage (.528). Her assist-to-turnover ratio of 2.26 leads the conference and ranks 13th nationally.

BIG EAST

FRESHMAN OF THE YEAR



**Kaleena Mosqueda-Lewis
 Connecticut, Fr., F
 (Anaheim, Calif.)**

Mosqueda-Lewis of Connecticut was named BIG EAST Freshman of the Year and BIG EAST Sixth Man of the Year. She is the first player to receive both honors since the Sixth Man award was instituted in 2007-08. Mosqueda-Lewis was named BIG EAST Freshman of the Week eight times during the 2011-12 season and earned honors as the BIG EAST Preseason Freshman of the Year in a vote by the league's head coaches. Mosqueda-Lewis ranks second on the team with 14.4 points per game heading into the postseason. She made 75 3-pointers, grabbed 5.1 rebounds per game and added 17 blocks and 40 steals.

BIG EAST REGULAR SEASON AWARDS

Coach of the Year

Kim Barnes Arico, St. John's

Scholar-Athlete of the Year

Da'Shena Stevens, St. John's, Sr., F

Sixth Man of the Year

Devereaux Peters, Notre Dame, Gr., F

BIG EAST Sixth Man Award

Kaleena Mosqueda-Lewis, UConn, Fr., F

BIG EAST Most Improved Player

Jasmine Wynne, USF, Sr., G

Sportsmanship Award

Deanna Ortiz, DePaul, Sr., G
 Da'Shena Stevens, St. John's, Sr., F

Friday, March 2 - First Round (BE.tv)

Game 1 #12 Syracuse 57, #13 Providence 47
 Game 2 #9 USF 60, #16 Pittsburgh 59
 Game 3 #10 Villanova 61, #15 Seton Hall 60
 Game 4 #14 Marquette 54, #11 Cincinnati 51

Saturday, March 3 - Second Round (BETV and BE.tv)

Game 5 #5 West Virginia 63, #12 Syracuse 48
 Game 6 #8 DePaul 76, #9 USF 62
 Game 7 #7 Louisville 63, #10 Villanova 47
 Game 8 #6 Rutgers 52, #14 Marquette 43

Sunday, March 4 - Quarterfinals (ESPNU/BETV)

Game 9 #5 West Virginia 39, #4 Georgetown 32
 Game 10 #1 Notre Dame 69, #8 DePaul 54
 Game 11 #2 St. John's 68, #7 Louisville 61 (OT)
 Game 12 #3 Connecticut 49, #6 Rutgers 34

Monday, March 5 - Semifinals (ESPNU)

Game 13 #1 Notre Dame 73, #5 West Virginia 45
 Game 14 #3 Connecticut 74, #2 St. John's 43

Tuesday, March 6 - Final (ESPN)

Game 15 #3 Connecticut 63, #1 Notre Dame 54

BIG EAST CHAMPIONSHIP ALL-TOURNAMENT TEAM

Most Outstanding Player

Kaleena Mosqueda-Lewis, Connecticut

All-Tournament Team

Stefanie Dolson, Connecticut
 Bria Hartley, Connecticut
 Kayla McBride, Notre Dame
 Devereaux Peters, Notre Dame
 Shenneika Smith, St. John's



BIG EAST/NCAA POSTSEASON NEWS

*NCAA Championship Record:	213-117 (.645)
*Record Since 1994-95:	196-93 (.678)
*Record Since 1999-00:	163-80 (.670)
*Record Since 2005-06:	95-52 (.646)
National Championships (8):	Connecticut (1995, 2000, 2002, 2003, 2004, 2009, 2010) Notre Dame (2001)
Final Four Appearances (20):	Connecticut (1991, 1995, 1996, 2000, 2001, 2002, 2003, 2004, 2008, 2009, 2010, 2011, 2012) Louisville (2009) Notre Dame (1997, 2001, 2011, 2012) Rutgers (2000, 2007)
Four Bids:	1998 (Connecticut, Miami, Notre Dame, Rutgers) 1999 (Boston College, Connecticut, Notre Dame, Rutgers) 2000 (Boston College, Connecticut, Notre Dame, Rutgers) 2005 (Boston College, Connecticut, Notre Dame, Rutgers)
Five Bids:	2001 (Connecticut, Notre Dame, Rutgers, Villanova, Virginia Tech) 2002 (Boston College, Connecticut, Notre Dame, Syracuse, Villanova)
Seven Bids:	2003 (Boston College, Connecticut, Miami, Notre Dame, Rutgers, Villanova, Virginia Tech) 2006 (Connecticut, DePaul, Louisville, Notre Dame, Rutgers, St. John's, USF) 2009 (Connecticut, DePaul, Louisville, Notre Dame, Pittsburgh, Rutgers, Villanova) 2010 (Connecticut, DePaul, Georgetown, Notre Dame, Rutgers, St. John's, West Virginia)
Eight Bids:	2004 (Boston College, Connecticut, Miami, Notre Dame, Rutgers, Villanova, Virginia Tech, West Virginia) 2007 (Connecticut, DePaul, Louisville, Marquette, Notre Dame, Pittsburgh, Rutgers, West Virginia) 2008 (Connecticut, DePaul, Louisville, Notre Dame, Pittsburgh, Rutgers, Syracuse, West Virginia) 2012 (Connecticut, DePaul, Georgetown, Louisville, Notre Dame, Rutgers, St. John's, West Virginia)
Nine Bids:	2011 (Connecticut, DePaul, Georgetown, Louisville, Marquette, Notre Dame, Rutgers, St. John's, West Virginia)

School (apps)	NCAA Record	Years Participated	Highest Advancement
Cincinnati (4)	1-4/0-0*	1989, 1999, 2002-03	Region Second Round, 2002
Connecticut (24)	86-17	1989-12	National Champions, 1995, '00, '02, '03, '04, '09, '10
DePaul (17)	10-17/5-6*	1990-93, 1995-97, 2003-12	Region Semifinal, 2006, 2011
Georgetown (4)	6-4	1993, 2011-12	Region Semifinal, 1993, 2012
Louisville (15)	14-15/11-6*	1983-84, '93, '95, '97-'99, 2001, 2005-09, 2011-12	National Final, 2009
Marquette (9)	4-9/2-2*	1994-95, 1997-2000, '04, '07, 2011	Region Second Round, 1997, '04, '07
Notre Dame (19)	37-18/37-16*	1992, 1994, 1996-12	National Champions, 2001
Pittsburgh (3)	5-3	2007-09	Region Semifinal, 2008, '09
Providence (5)	2-5	1986, 1989-92	Region Semifinal, 1990
Rutgers (23)	35-23/26-13*	1986-94, 1998-01, 2003-12	National Final, 2007
St. John's (7)	6-7	1983-84, 1988, 2006, 2010-12	Region Semifinal, 2012
Seton Hall (2)	3-2	1994-95	Region Semifinal, 1994
USF (1)	0-1/0-1*	2006	Region First Round, 2006
Syracuse (4)	0-4	1985, 1988, 2002, 2008	Region Second Round, 1988
Villanova (9)	7-9	1986-89, 2001-04, 2009	Region Final, 2003
West Virginia (8)	7-8/5-6*	1989-92, 2004, 2007-08, 2010-12	Region Semifinal, 1992

* - since BIG EAST membership

BIG EAST POSTSEASON NEWS

ALL-TIME POSTSEASON RECORDS FOR 2012 BIG EAST PARTICIPANTS

Cincinnati

NCAA: 4 appearances, 1 win, 4 losses
WNIT: 1 appearance, 1 wins, 1 losses

Connecticut

NCAA: 24 appearances, 86 wins, 17 losses
 (1995, 2000, 2002, 2003, 2004, 2009, 2010 Champion)

DePaul

NCAA: 17 appearances, 10 wins, 17 losses
WNIT: 3 appearances, 2 wins, 3 losses
NWIT: 4 appearances, 8 wins, 6 losses (1988 Champion)

Georgetown

NCAA: 4 appearances, 6 wins, 4 losses
WNIT: 5 appearances, 3 wins, 5 losses

Louisville

NCAA: 15 appearances, 14 wins, 15 losses
WNIT: 2 appearances, 0 wins, 2 losses
NWIT: 1 appearance, 1 win, 4 losses
WBI: 1 appearance, 0 wins, 1 loss

Notre Dame

NCAA: 19 appearances, 37 wins, 18 losses (2001 Champion)
WNIT: 3 appearances, 3 wins, 6 losses

Rutgers

NCAA: 23 appearances, 35 wins, 23 losses

St. John's

NCAA: 7 appearances, 6 wins, 7 losses
WNIT: 3 appearances, 5 wins, 3 losses

USF

NCAA: 1 appearance, 0 wins, 1 loss
WNIT: 7 appearances, 9 wins, 5 losses (2009 Champion)

Syracuse

NCAA: 4 appearances, 0 wins, 4 losses
WNIT: 4 appearances, 10 wins, 3 losses

Villanova

NCAA: 9 appearances, 7 wins, 9 losses
WNIT: 6 appearances, 6 wins, 6 losses

West Virginia

NCAA: 8 appearances, 7 wins, 8 losses
WNIT: 2 appearance, 4 wins, 2 losses
NWIT: 1 appearance, 1 win, 2 losses

YEAR-BY-YEAR IN THE NCAA CHAMPIONSHIP

	Record	Teams
2012	15-8*	8 – UConn, DPU, GU, UofL, ND, RU, STJ, WVU
2011	19-9*	9 – UConn, DPU, GU, UofL, MU, ND, RU, STJ, WVU
2010	11-6	7 – UConn, DPU, GU, ND, RU, STJ, WVU
2009	15-6*	7 – UConn, DPU, UofL, ND, UP, RU, VU
2008	14-8*	8 – UConn, DPU, UofL, ND, UP, RU, SU, WVU
2007	13-8	8 – UConn, DPU, UofL, MU, ND, UP, RU, WVU
2006	8-7	7 – UConn, DPU, UofL, ND, RU, STJ, USF
2005	7-4	4 – BC, UConn, ND, RU
2004	12-7	8 – BC, UConn, UM, ND, RU, VU, VT, WVU
2003	15-6*	7 – BC, UConn, UM, ND, RU, VU, VT
2002	8-4	5 – BC, UConn, ND, SU, VU
2001	13-4*	5 – UConn, ND, RU, VU, VT
2000	13-3	4 – BC, UConn, ND, RU
1999	7-4	4 – BC, UConn, ND, RU
1998	7-4	4 – UConn, UM, ND, RU
1997	7-2	2 – UConn, ND
1996	5-2	2 – UConn, ND
1995	7-1	2 – UConn, SHU
1994	5-2	2 – UConn, SHU
1993	3-3	3 – UConn, GU, UM
1992	2-3	3 – UConn, UM, PC
1991	4-2	2 – UConn, PC
1990	1-2	2 – UConn, PC
1989	0-3	3 – UConn, PC, VU
1988	1-3	3 – STJ, SU, VU
1987	0-1	1 – VU
1986	1-2	2 – PC, VU
1985	0-1	1 – SU
1984	0-1	1 – STJ
1983	0-1	1 – STJ

* - record includes BIG EAST teams vs. BIG EAST teams



2011-12 BIG EAST WOMEN'S BASKETBALL REPORT



BIG EAST in the NCAA Championship Record Round-By-Round

Year	First Round		Second Round		Regional Semis		Regional Final		National Semis		National Final	
	Win	Loss	Win	Loss	Win	Loss	Win	Loss	Win	Loss	Win	Loss
1983	0	1										
1984	0	1										
1985	0	1										
1986	1	1	0	1								
1987	0	1										
1988	1	1	0	2								
1989	0	3										
1990			1	1	0	1						
1991	1	0	1	1	1	0	1	0	0	1		
1992	1	1	1	1	0	1						
1993	2	1	1	1	0	1						
1994	2	0	2	0	1	1	0	1				
1995	2	0	1	1	1	0	1	0	1	0	1	0
1996	2	0	1	1	1	0	1	0	0	1		
1997	2	0	2	0	2	0	1	1	0	1		
1998	3	1	3	0	1	2	0	1				
1999	4	0	2	2	1	1	0	1				
2000	4	0	3	1	2	1	2	0	1	1	1	0
2001	5	0	2	3	2	0	2	0	1	1	1	0
2002	3	2	1	2	1	0	1	0	1	0	1	0
2003	6	1	4	2	2	2	1	1	1	0	1	0
2004	5	3	3	2	1	2	1	0	1	0	1	0
2005	4	0	2	2	1	1	0	1				
2006	4	3	3	1	1	2	0	1				
2007	7	1	2	5	2	0	1	1	1	0	0	1
2008	6	2	5	1	2	3	1	1	0	1		
2009	4	3	4	0	2	2	2	0	2	0	1	1
2010	5	2	2	3	1	1	1	0	1	0	1	0
2011	9	0	5	4	2	3	2	0	1	1	0	1
2012	7	1	3	4	2	1	2	0	1	1	0	1
Record	90	30	54	41	29	25	20	9	12	8	8	4
Win %	75.0%		56.8%		53.7%		69.0%		60.0%		66.7%	

All Time 213 117
NCAA Record 64.5%





2012 NCAA Division I Women's BASKETBALL CHAMPIONSHIP

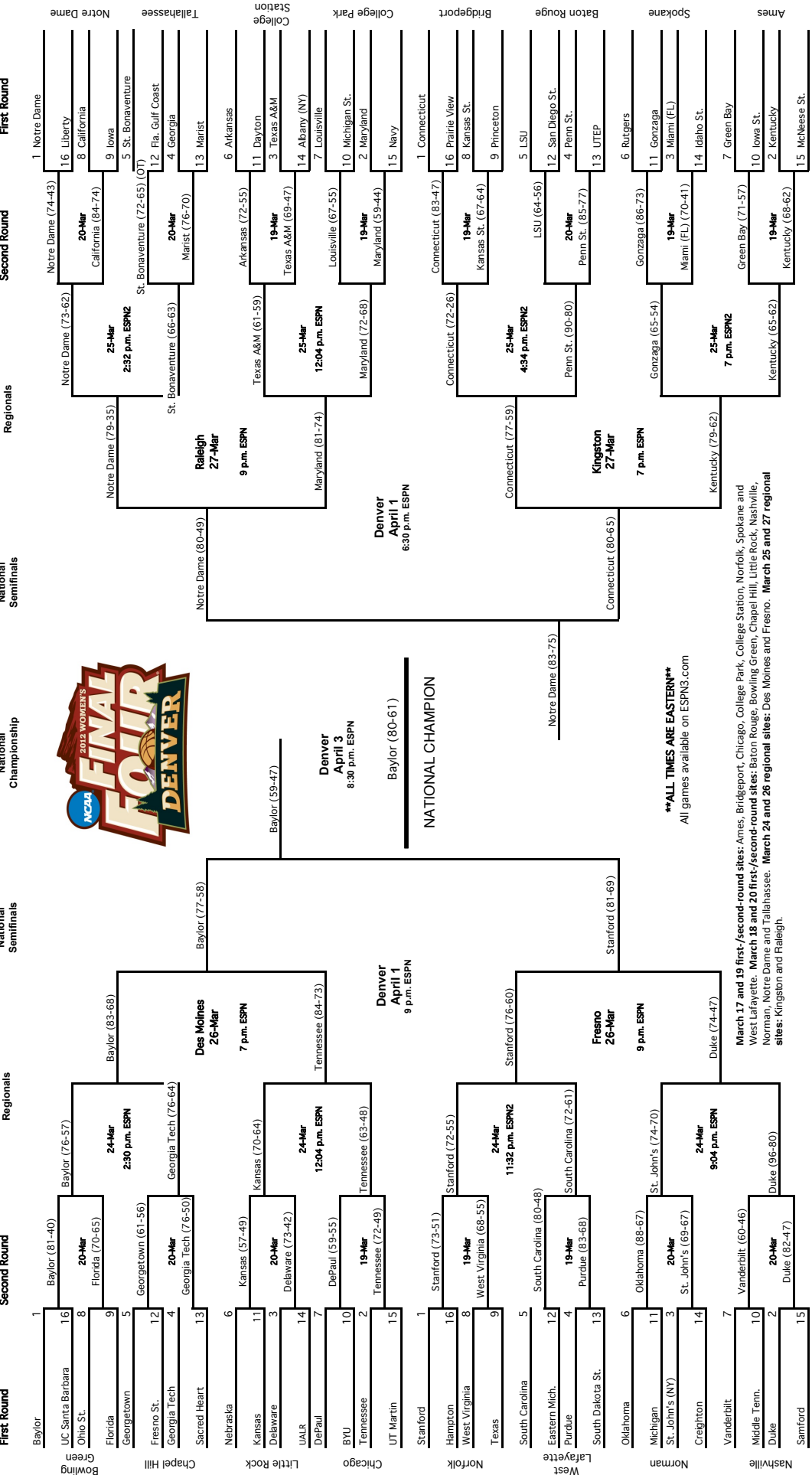
National Championship

National Semifinals

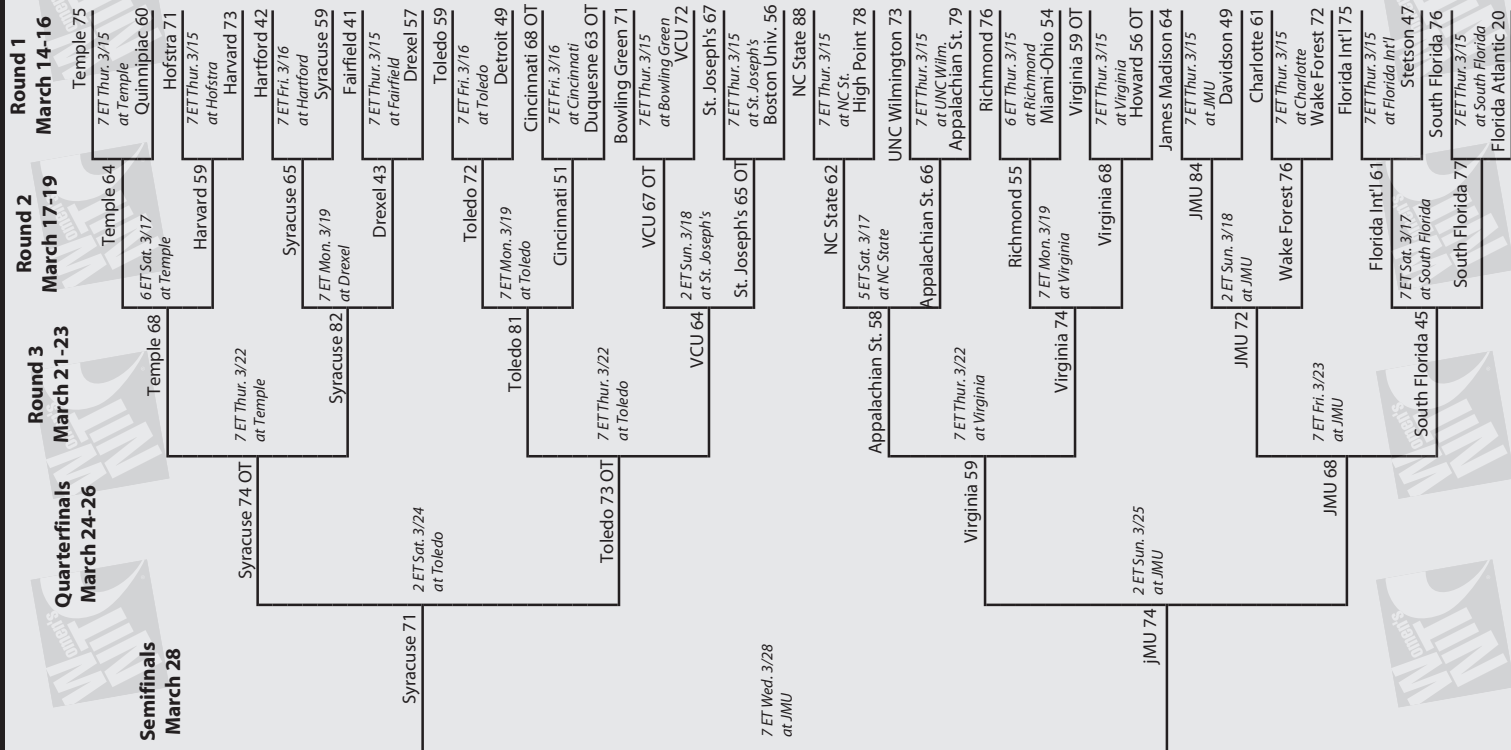
Regionals

Second Round

First Round



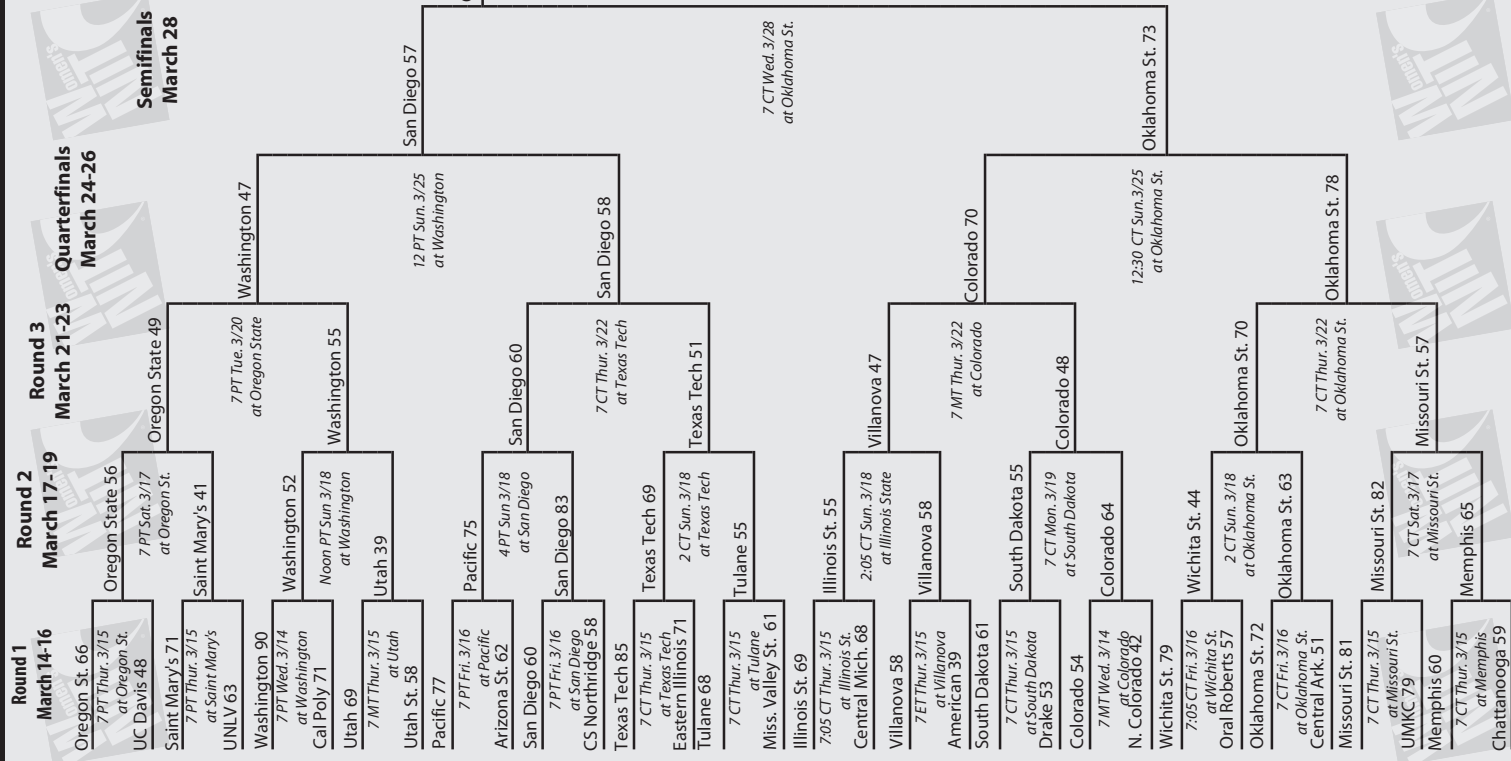
1 Notre Dame
2 Kentucky
3 Miami (FL)
4 Georgia
5 St. Bonaventure
6 Arkansas
7 Green Bay
8 California
9 Iowa
10 Iowa St.
11 Gonzaga
12 San Diego St.
13 Marist
14 Idaho St.
15 McNeese St.



Oklahoma State

Championship
3 p.m. ET Sat. March 31
At Oklahoma State

2012
Postseason WNIT
Oklahoma State
CHAMPIONS



All game times are according to host school's time zone.



CONNECTICUT VS. NOTRE DAME BOX SCORES - 2011

Box Score (Final) The Automated ScoreBook Connecticut vs Notre Dame (01/08/11)

VISITORS: Connecticut ((14-1, 4-0))

#	Player	Total	3-Ptr			Rebounds			PF	TP	A	TO	Blk	Stl	Min
			FG-FGA	FG-FGA	FT-FTA	Off	Def	Tot							
23	MOORE, Maya	f 11-21	2-6	7-7	3 5	8	4	31	1	6	2	0	0	36	
31	DOLSON, Stefanie	c 2-6	0-0	4-4	2 7	9	3	8	2	1	2	0	0	27	
03	HAYES, Tiffany	g 4-9	0-2	3-4	1 3	4	11	4	2	0	1	1	27		
14	HARTLEY, Bria	g 3-9	1-5	0-0	0 4	4	3	7	5	3	0	4	34		
34	FARIS, Kelly	g 4-9	2-3	10-10	1 5	6	1	20	5	4	0	2	38		
11	WALKER, Samarie	0-1	0-0	2-2	0 1	1	3	2	0	0	0	1	19		
30	DIXON, Lorin	0-2	0-1	0-0	0 1	1	0	0	1	0	0	0	17		
32	BUCK, Heather	0-0	0-0	0-0	0 0	0	0	0	0	0	0	0	2		
Team					7 3	10				3					
Totals			24-57	5-17	26-27	14 29	43	18	79	17	20	4	8	200	

Total FG%	1st half: 11-28	.393	2nd half: 13-29	.448	Game: 24-57	.421	Deadball
3-Pt. FG%	1st half: 1-8	.125	2nd half: 4-9	.444	Game: 5-17	.294	Rebounds
F-Throw %	1st half: 18-19	.947	2nd half: 8-8	1.000	Game: 26-27	.963	0

HOME TEAM: Notre Dame ((13-4, 2-1))

#	Player	Total	3-Ptr			Rebounds			PF	TP	A	TO	Blk	Stl	Min
			FG-FGA	FG-FGA	FT-FTA	Off	Def	Tot							
14	PETERS, Devereaux	f 5-13	0-0	7-8	6 5	11	3	17	2	1	4	0	34		
32	BRUSZEWSKI, Becca	f 4-9	0-0	0-0	2 4	6	3	8	1	0	1	1	22		
04	DIGGINS, Skylar	g 5-18	0-4	6-6	1 3	4	16	5	5	1	2	1	37		
21	NOVOSEL, Natalie	g 6-15	0-2	4-7	2 3	5	0	16	5	1	0	1	32		
22	MALLORY, Brittany	g 2-5	2-3	0-0	1 0	1	1	6	1	3	1	2	33		
11	ACHONWA, Natalie	3-11	0-1	3-4	5 3	8	2	9	2	1	0	1	22		
12	MILLER, Fraderica	0-0	0-0	0-0	0 0	0	1	0	0	0	0	0	1		
15	TURNER, Kaila	1-3	0-1	0-0	0 0	0	1	2	0	0	0	0	4		
23	McBRIDE, Kayla	1-1	0-0	0-0	1 1	2	3	2	1	3	0	0	14		
44	BRAKER, Ariel	0-0	0-0	0-0	0 0	0	0	0	0	0	0	0	1		
Team					5 1	6									
Totals			27-75	2-11	20-25	23 20	43	18	76	17	14	7	7	200	

Total FG%	1st half: 14-43	.326	2nd half: 13-32	.406	Game: 27-75	.360	Deadball
3-Pt. FG%	1st half: 1-7	.143	2nd half: 4-9	.250	Game: 5-17	.294	Rebounds
F-Throw %	1st half: 12-14	.857	2nd half: 8-11	.727	Game: 20-25	.800	1

Date: 01/08/11 Site: Notre Dame, Ind. (Purcell Pavilion) Attendance: 9149
 Officials: Dee Kantner; Cameron Inouye; Jesse Dickerson;
 Technical fouls: Connecticut-None. Notre Dame-None.

Score by periods	1	2	Total
Connecticut	41	38	79
Notre Dame	41	35	76

Box Score (Final) The Automated ScoreBook Notre Dame vs Connecticut (02/19/11)

VISITORS: Notre Dame (22-5, 11-2)

#	Player	Total	3-Ptr			Rebounds			PF	TP	A	TO	Blk	Stl	Min
			FG-FGA	FG-FGA	FT-FTA	Off	Def	Tot							
14	PETERS, Devereaux	f 0-3	0-0	0-0	4 4	8	3	0	2	0	0	0	21		
32	BRUSZEWSKI, Becca	f 4-12	0-0	0-0	2 4	6	4	8	0	5	1	2	31		
04	DIGGINS, Skylar	g 8-18	2-4	4-6	2 2	4	3	22	1	5	0	1	38		
21	NOVOSEL, Natalie	g 5-10	1-1	7-13	1 2	3	2	18	2	1	0	1	34		
22	MALLORY, Brittany	g 2-5	2-3	0-0	1 1	2	4	6	1	4	0	2	30		
11	ACHONWA, Natalie	0-4	0-0	1-2	1 2	3	1	1	0	0	0	0	18		
12	MILLER, Fraderica	1-2	0-0	0-0	1 1	2	2	2	1	3	0	3	10		
15	TURNER, Kaila	0-1	0-1	0-0	0 1	1	0	0	1	1	0	1	17		
44	BRAKER, Ariel	0-0	0-0	0-0	0 0	0	0	0	0	0	0	0	1		
Team					3 1	4									
Totals			20-55	5-9	12-21	15 18	33	19	57	8	19	1	10	200	

Total FG%	1st half: 10-28	.357	2nd half: 10-27	.370	Game: 20-55	.364	Deadball
3-Pt. FG%	1st half: 2-4	.500	2nd half: 3-5	.600	Game: 5-9	.556	Rebounds
F-Throw %	1st half: 7-15	.467	2nd half: 5-6	.833	Game: 12-21	.571	4

HOME TEAM: Connecticut (26-1, 13-0)

#	Player	Total	3-Ptr			Rebounds			PF	TP	A	TO	Blk	Stl	Min
			FG-FGA	FG-FGA	FT-FTA	Off	Def	Tot							
23	MOORE, Maya	f 5-10	2-4	0-0	1 6	7	3	12	7	3	0	1	34		
31	DOLSON, Stefanie	c 7-11	0-0	1-2	2 3	5	3	15	1	3	1	4	34		
03	HAYES, Tiffany	g 5-7	1-1	2-2	2 5	7	3	13	4	2	1	1	38		
14	HARTLEY, Bria	g 10-16	5-9	4-6	0 1	7	2	29	5	4	0	2	37		
34	FARIS, Kelly	g 0-7	0-4	2-2	2 4	6	1	2	3	4	0	6	36		
12	ENGELN, Lauren	0-0	0-0	0-0	0 0	0	1	0	0	0	0	0	3		
25	JOHNSON, Michala	1-1	0-0	0-0	0 1	1	0	2	0	0	0	0	3		
30	DIXON, Lorin	1-1	0-0	0-0	0 0	0	3	2	2	0	0	0	13		
32	BUCK, Heather	0-0	0-0	3-4	0 1	1	1	3	0	0	0	0	2		
Team					1 4	5									
Totals			29-53	8-18	12-16	8 25	33	17	78	22	16	2	14	200	

Total FG%	1st half: 16-30	.533	2nd half: 13-23	.565	Game: 29-53	.547	Deadball
3-Pt. FG%	1st half: 3-8	.375	2nd half: 5-10	.500	Game: 8-18	.444	Rebounds
F-Throw %	1st half: 2-2	1.000	2nd half: 10-14	.714	Game: 12-16	.750	2

Date: 02/19/11 Site: Storrs, Conn. Gampel Pavilion Attendance: 10167
 Officials: Barbara Jo Smith; Sue Blaud; Bryan Brunette;
 Technical fouls: Notre Dame-None. Connecticut-None.

Score by periods	1	2	Total
Notre Dame	29	28	57
Connecticut	37	41	78

Box Score (Final) The Automated ScoreBook Notre Dame vs Connecticut (3/8/11)

VISITORS: Notre Dame (26-7)

#	Player	Total	3-Ptr			Rebounds			PF	TP	A	TO	Blk	Stl	Min
			FG-FGA	FG-FGA	FT-FTA	Off	Def	Tot							
14	PETERS, Devereaux	f 2-7	0-0	0-0	5 1	6	3	4	1	1	1	0	23		
32	BRUSZEWSKI, Becca	f 4-7	0-0	0-0	1 2	3	2	8	1	4	0	0	20		
04	DIGGINS, Skylar	g 5-16	1-3	3-4	1 4	5	2	14	5	3	2	2	36		
21	NOVOSEL, Natalie	g 4-18	1-2	8-8	2 3	5	2	17	0	2	0	3	35		
22	MALLORY, Brittany	g 1-7	0-4	2-2	1 4	5	5	4	1	0	0	36			
11	ACHONWA, Natalie	6-11	0-0	0-0	5 5	10	3	12	0	1	0	1	26		
12	MILLER, Fraderica	2-4	0-0	1-2	1 1	2	3	5	0	0	0	2	12		
15	TURNER, Kaila	0-1	0-1	0-0	1 0	1	0	0	3	0	1	1	12		
Team					4 4	8									
Totals			24-71	2-10	14-16	21 24	45	20	64	11	17	3	9	200	

Total FG%	1st half: 11-28	.393	2nd half: 13-43	.302	Game: 24-71	.338	Deadball
3-Pt. FG%	1st half: 0-3	.000	2nd half: 2-7	.286	Game: 2-10	.200	Rebounds
F-Throw %	1st half: 9-10	.900	2nd half: 5-6	.833	Game: 14-16	.875	2

HOME TEAM: Connecticut (32-1)

#	Player	Total	3-Ptr			Rebounds			PF	TP	A	TO	Blk	Stl	Min
			FG-FGA	FG-FGA	FT-FTA	Off	Def	Tot							
23	MOORE, Maya	f 9-20	2-5	2-2	2 3	5	3	22	3	2	2	3	40		
31	DOLSON, Stefanie	c 9-16	0-0	6-6	4 5	9	2	24	1	2	2	0	40		
03	HAYES, Tiffany	g 3-9	1-4	3-4	0 2	2	3	10	4	2	1	1	35		
14	HARTLEY, Bria	g 6-9	0-1	0-2	1 5	6	5	12	4	3	0	3	30		
34	FARIS, Kelly	g 1-7	0-2	2-3	1 9	10	3	4	1	4	0	0	39		
30	DIXON, Lorin	0-0	0-0	1-2	0 0	0	1	1	1	0	1	1	16		
Team					4 2	6									
Totals			28-61	3-12	14-19	12 26	38	16	73	14	14	5	8	200	

Total FG%	1st half: 11-26	.423	2nd half: 17-35	.486	Game: 28-61	.459	Deadball
3-Pt. FG%	1st half: 1-4	.250	2nd half: 2-8	.250	Game: 3-12	.250	Rebounds
F-Throw %	1st half: 9-12	.750	2nd half: 5-7	.714	Game: 14-19	.737	2

Date: 3/8/11 Site: XL Center Hartford, Conn. Attendance: 10202
 Officials: Dee Kantner; Denise Brooks; Bonita Spence;
 Technical fouls: Notre Dame-None. Connecticut-None.

Score by periods	1	2	Total
Notre Dame	31	33	64
Connecticut	32	41	73

Box Score (Final) The Automated ScoreBook Notre Dame vs Connecticut (04/03/11)

VISITORS: Notre Dame (31-7)

#	Player	Total	3-Ptr			Rebounds			PF
---	--------	-------	-------	--	--	----------	--	--	----

CONNECTICUT VS. NOTRE DAME BOX SCORES - 2012

Box Score (Final) 2011-12 BIG EAST Women's Basketball Connecticut vs Notre Dame (01/07/12)

VISITORS: Connecticut ((12-2, 2-1))

#	Player	Total			3-Ptr			Rebounds			PF	TP	A	TO	Bk	Stl	Min
		FG-FGA	FG-FGA	FT-FTA	FG-FGA	FG-FGA	FT-FTA	Off	Def	Tot							
31	DOLSON, Stefanie	c	4-8	0-0	1-2	3	7	10	3	9	4	2	0	1	36		
03	HAYES, Tiffany	g	2-7	0-1	6-8	1	4	5	4	10	1	4	0	3	23		
05	DOTY, Caroline	g	2-8	1-3	0-0	0	1	1	2	5	1	2	0	2	29		
14	HARTLEY, Brianna	g	10-19	2-4	3-6	2	7	9	5	25	6	7	1	2	45		
34	FARIS, Kelly	g	3-7	2-4	1-2	0	1	1	4	9	2	3	0	3	43		
13	BANKS, Brianna	g	0-1	0-1	0-0	0	2	2	0	0	0	1	0	0	4		
23	MOSQUEDA-LEWIS, K	g	2-7	2-5	1-2	1	3	4	2	7	3	6	1	1	33		
41	STOKES, Kiah	g	1-2	0-0	0-0	1	6	7	3	2	0	1	0	0	12		
	Team					1	3	4									
	Totals		24-59	7-18	12-20	9	34	43	23	67	17	27	2	12	225		

Total FG% 1st half: 11-29 .379 2nd half: 13-25 .520 Game: 24-59 .407 Deadball
 3-Pt. FG% 1st half: 5-9 .556 2nd half: 2-8 .250 Game: 7-18 .389 Rebounds
 F-Throw % 1st half: 4-8 .500 2nd half: 4-6 .667 Game: 12-20 .600 3

HOME TEAM: Notre Dame ((15-1, 3-0))

#	Player	Total			3-Ptr			Rebounds			PF	TP	A	TO	Bk	Stl	Min
		FG-FGA	FG-FGA	FT-FTA	FG-FGA	FG-FGA	FT-FTA	Off	Def	Tot							
11	ACHONWA, Natalie	f	2-2	0-0	0-0	0	4	4	2	4	3	1	1	0	20		
14	PETERS, Devereaux	f	3-7	0-0	3-5	4	3	7	4	9	5	4	0	2	30		
04	DIGGINS, Skylar	g	7-19	2-5	6-8	0	2	2	2	22	2	2	1	4	42		
21	NOVOSEL, Natalie	g	5-20	0-1	10-11	2	3	5	1	20	3	5	0	3	41		
22	MALLORY, Brittany	g	3-5	1-2	2-2	1	2	3	4	9	1	3	1	2	40		
15	TURNER, Kaia	g	0-2	0-1	0-0	0	0	0	0	0	0	1	0	0	8		
23	McBRIDE, Kayla	g	4-12	0-2	2-3	2	10	12	2	10	4	3	1	3	35		
34	WRIGHT, Markisha	g	0-0	0-0	0-0	0	0	3	0	0	0	1	0	0	9		
	Team					3	4	7									
	Totals		24-67	3-11	23-29	12	31	43	15	74	18	20	4	14	225		

Total FG% 1st half: 12-30 .400 2nd half: 10-32 .313 Game: 24-67 .358 Deadball
 3-Pt. FG% 1st half: 1-5 .200 2nd half: 2-6 .333 Game: 3-11 .273 Rebounds
 F-Throw % 1st half: 6-10 .600 2nd half: 10-10 1.000 Game: 23-29 .793 3

Date: 01/07/12 Site: Notre Dame, Ind. (Purcell Pavilion) Attendance: 9149

Officials: Dee Kantner; Denise Brooks; Frank Steratore;
 Technical fouls: Connecticut-None. Notre Dame-None.

Score by periods	1	2	OT	Total
Connecticut	31	32	4	67
Notre Dame	31	32	11	74

Box Score (Final) 2011-12 BIG EAST Women's Basketball Notre Dame vs Connecticut (02/27/12)

VISITORS: Notre Dame (28-2, 15-1)

#	Player	Total			3-Ptr			Rebounds			PF	TP	A	TO	Bk	Stl	Min
		FG-FGA	FG-FGA	FT-FTA	FG-FGA	FG-FGA	FT-FTA	Off	Def	Tot							
14	PETERS, Devereaux	f	3-8	0-0	3-4	6	9	15	2	9	3	4	2	3	34		
04	DIGGINS, Skylar	g	8-17	2-4	2-3	2	2	4	1	20	2	1	0	3	39		
21	NOVOSEL, Natalie	g	5-16	3-6	8-9	3	5	8	2	21	1	2	0	1	35		
22	MALLORY, Brittany	g	2-8	2-7	0-0	1	2	3	1	6	4	0	0	1	33		
23	McBRIDE, Kayla	g	6-9	0-2	0-0	0	3	3	4	12	0	0	0	2	32		
03	HOLLOWAY, Whitney	g	0-0	0-0	0-0	0	1	1	0	0	0	0	0	2			
11	ACHONWA, Natalie	g	1-3	0-0	0-0	2	0	2	3	2	1	1	0	11			
12	MILLER, Fraderica	g	0-1	0-0	0-0	0	0	0	0	0	0	0	0	1	2		
15	TURNER, Kaia	g	0-3	0-3	2-2	0	0	0	0	2	0	1	0	0	9		
34	WRIGHT, Markisha	g	0-0	0-0	0-0	0	0	0	0	0	0	0	0	0	2		
44	BRAKER, Ariel	g	0-0	0-0	0-0	0	0	0	0	0	0	0	0	0	1		
	Team					5	1	6									
	Totals		25-65	7-22	15-18	19	23	42	14	72	11	12	3	11	200		

Total FG% 1st half: 13-37 .351 2nd half: 12-28 .429 Game: 25-65 .385 Deadball
 3-Pt. FG% 1st half: 2-9 .222 2nd half: 5-13 .385 Game: 7-22 .318 Rebounds
 F-Throw % 1st half: 10-10 1.000 2nd half: 5-8 .625 Game: 15-18 .833 2

HOME TEAM: Connecticut (26-4, 13-3)

#	Player	Total			3-Ptr			Rebounds			PF	TP	A	TO	Bk	Stl	Min
		FG-FGA	FG-FGA	FT-FTA	FG-FGA	FG-FGA	FT-FTA	Off	Def	Tot							
31	DOLSON, Stefanie	c	9-16	0-0	0-0	2	5	7	2	18	3	1	2	0	35		
03	HAYES, Tiffany	g	7-12	2-2	6-7	1	2	3	2	22	5	6	0	4	35		
05	DOTY, Caroline	g	0-1	0-0	0-0	0	0	0	1	0	0	2	0	1	22		
14	HARTLEY, Brianna	g	3-9	2-5	0-0	0	4	4	2	8	0	2	0	1	30		
34	FARIS, Kelly	g	0-2	0-2	1-2	0	6	6	2	1	6	2	0	0	35		
12	ENGELN, Lauren	g	0-0	0-0	0-0	1	1	2	0	0	0	1	0	0	3		
13	BANKS, Brianna	g	0-2	0-1	0-0	0	0	0	0	0	0	0	0	0	4		
23	MOSQUEDA-LEWIS, K	g	4-8	0-1	2-2	0	0	0	3	10	0	1	0	0	20		
25	JOHNSON, Michala	g	0-1	0-0	0-0	1	0	1	0	0	0	1	0	0	3		
32	BUCK, Heather	g	0-1	0-0	0-0	1	0	1	0	0	0	1	0	0	4		
41	STOKES, Kiah	g	0-1	0-0	0-0	0	1	1	0	0	0	0	1	0	9		
	Team					3	3	6									
	Totals		23-53	4-11	9-11	9	22	31	13	59	14	18	3	6	200		

Total FG% 1st half: 14-27 .519 2nd half: 9-26 .346 Game: 23-53 .434 Deadball
 3-Pt. FG% 1st half: 3-8 .375 2nd half: 5-13 .385 Game: 7-22 .318 Rebounds
 F-Throw % 1st half: 4-5 .800 2nd half: 5-6 .833 Game: 9-11 .818 0

Date: 02/27/12 Site: Hartford, Conn. XL Center Attendance: 15132

Officials: Dennis DeMayo; Sue Blauch; Bonita Spence;
 Technical fouls: Notre Dame-None. Connecticut-None.

Score by periods	1	2	Total
Notre Dame	38	34	72
Connecticut	35	24	59

Box Score (Final) 2011-12 BIG EAST Women's Basketball Connecticut vs Notre Dame (3/6/12)

VISITORS: Connecticut (29-4)

#	Player	Total			3-Ptr			Rebounds			PF	TP	A	TO	Bk	Stl	Min
		FG-FGA	FG-FGA	FT-FTA	FG-FGA	FG-FGA	FT-FTA	Off	Def	Tot							
31	DOLSON, Stefanie	c	1-6	0-0	2-2	0	9	9	3	4	1	4	1	0	38		
03	HAYES, Tiffany	g	4-13	0-2	6-7	4	4	8	2	14	1	4	0	1	37		
05	DOTY, Caroline	g	0-3	0-2	0-0	1	3	4	1	0	2	1	0	2	28		
14	HARTLEY, Brianna	g	9-19	0-5	0-2	1	6	7	2	18	2	3	0	4	36		
34	FARIS, Kelly	g	2-3	2-2	2-2	1	2	3	4	8	2	2	0	1	27		
23	MOSQUEDA-LEWIS, K	g	8-14	1-4	0-0	0	0	0	2	19	0	3	0	1	30		
41	STOKES, Kiah	g	0-1	0-0	0-0	0	0	0	0	0	1	0	0	0	4		
	Team					3	2	5									
	Totals		24-59	3-15	12-15	14	30	44	14	63	8	18	1	9	200		

Total FG% 1st half: 13-28 .464 2nd half: 11-31 .355 Game: 24-59 .407 Deadball
 3-Pt. FG% 1st half: 1-4 .250 2nd half: 2-11 .182 Game: 3-15 .200 Rebounds
 F-Throw % 1st half: 4-5 .800 2nd half: 8-10 .800 Game: 12-15 .800 1

HOME TEAM: Notre Dame (30-3)

#	Player	Total			3-Ptr			Rebounds			PF	TP	A	TO	Bk	Stl	Min
		FG-FGA	FG-FGA	FT-FTA	FG-FGA	FG-FGA	FT-FTA	Off	Def	Tot							
14	PETERS, Devereaux	f	2-9	0-0	3-6	3	8	11	3	7	2	1	1	3	32		
04	DIGGINS, Skylar	g	7-19	2-6	0-0	1	2	3	4	16	4	5	1	2	40		
21	NOVOSEL, Natalie	g	2-13	2-4	2-2	0	3	3	5	8	2	3	0	1	23		
22	MALLORY, Brittany	g	1-2	0-1	0-0	0	2	2	2	2	0	1	0	0	34		
23	McBRIDE, Kayla	g	4-9	2-3	3-4	2	2	4	2	13	2	3	0	3	37		
11	ACHONWA, Natalie	g	1-4	0-0	1-2	1	1	2	0	3	1	0	0	0	18		
12	MILLER, Fraderica	g	0-0	0-0	0-0	0	0	0	0	0	0	0	0	0	1		
15	TURNER, Kaia	g	2-3	1-2	0-0	0	1	1	0	5	0	0	0	1	15		
	Team					3	4	7									
	Totals		19-59	7-16	9-14	10	23	33	16	54	11	14	2	10	200		

Total FG% 1st half: 11-30 .367 2nd half: 8-29 .276 Game: 19-59 .322 Deadball
 3-Pt. FG% 1st half: 4-10 .400 2nd half: 3-6 .500 Game: 7-16 .438 Rebounds
 F-Throw % 1st half: 4-6 .667 2nd half: 5-8 .625 Game: 9-14 .643 5

Date: 3/6/12 Site: Hartford, Conn. XL Center Attendance: 9227

Officials: Dee Kantner; Denise Brooks; Dennis DeMayo;
 Technical fouls: Connecticut-None. Notre



2011-12 BIG EAST WOMEN'S BASKETBALL REPORT



BIG EAST ON TELEVISION - NATIONAL, REGIONAL & LOCAL

NOVEMBER

Fri. 11	West Virginia 69, Youngstown State 37	ESPN3.com
Sun. 13	Connecticut 77, Holy Cross 37	CPTV
Tue. 15	Texas A&M 76, Louisville 58	ESPNU
	Connecticut 112, Pacific 53	CPTV
	Marquette 54, Wisconsin 52	Sports32
Wed. 16	Cincinnati 75, Dayton 64	FSO
Sat. 19	Georgetown 66, Houston 36	FIOS1 DC
	Georgia Tech 74, Marquette 63	Sports32
Sun. 20	Baylor 94, Notre Dame 81	CBS SN
Mon. 21	Georgetown 64, Monmouth 44	FIOS1 DC
	Connecticut 68, Stanford 58	ESPNU
Fri. 25	World Vision Classic (Storrs, Conn.)	
	Connecticut 74, Fairleigh Dickinson 28	CPTV
Sat. 26	World Vision Classic (Storrs, Conn.)	
	Connecticut 90, Buffalo 34	CPTV
Sun. 27	World Vision Classic (Storrs, Conn.)	
	Connecticut 78, Dayton 38	CPTV
Wed. 30	Connecticut 92, Towson 31	CPTV

DECEMBER

Fri. 2	Rutgers 63, Florida 49	FS Florida
Sun. 4	Kentucky 74, Louisville 54	FSN South
	Georgetown 58, Rider 51	FIOS1 DC
Tue. 6	Jimmy V Classic (Hartford, Conn.)	
	Connecticut 81, Texas A&M 51	ESPNU
Wed. 7	GEORGETOWN 82, PITTSBURGH 54	Comcast Pittsburgh
Sat. 10	Notre Dame 66, Purdue 38	Big Ten Network
Sun. 11	Maggie Dixon Classic (New York, N.Y.)	
	Baylor 73, St. John's 59	ESPNU
	Maggie Dixon Classic (New York, N.Y.)	
	Tennessee 84, DePaul 61	ESPNU
	Georgetown 59, George Washington 50	FIOS1 DC
Tue. 13	Tennessee 67, Rutgers 61	ESPN
Sun. 18	Notre Dame 92, Kentucky 83	ESPNU
	Baylor 66, Connecticut 61	ESPN
Mon. 19	Delaware 68, Providence 47	CSRI
	Indianapolis 50, Cincinnati 43	FSOhio
Wed. 21	Georgetown 71, Miami 46	FIOS1 DC
	Connecticut 72, College of Charleston 24	CPTV
Thurs. 29	Connecticut 93, Fairfield 40	CPTV

JANUARY

Tue. 3	USF 58, CINCINNATI 55	FSO
	DE PAUL 59, GEORGETOWN 50	FIOS1 DC
	RUTGERS 55, SYRACUSE 44	CBS SN
Wed. 4	CONNECTICUT 79, WEST VIRGINIA 60	CPTV
Sat. 7	RUTGERS 58, CINCINNATI 47	BETV
	SYRACUSE 83, PITTSBURGH 60	Comcast Pittsburgh
	NOTRE DAME 74, CONNECTICUT 67 (ot)	CBS
	WEST VIRGINIA 61, VILLANOVA 56	WV PBS
	GEORGETOWN 66, USF 56	BHSN
Sun. 8	ST. JOHN'S 72, LOUISVILLE 64	ESPNU
Tue. 10	RUTGERS 63, PITTSBURGH 39	Comcast Pittsburgh
	CONNECTICUT 96, PROVIDENCE 35	CPTV
	NOTRE DAME 80, GEORGETOWN 60	CBS SN
	MARQUETTE 51, VILLANOVA 50	CBS SN
Sat. 14	USF 68, SETON HALL 49	BETV
Sun. 15	GEORGETOWN 69, SYRACUSE 42	ESPNU
Mon. 16	Connecticut 86, North Carolina 35	ESPNU
Tue. 17	Chesapeake Energy Capital Classic (Charleston, W.Va.)	
	West Virginia 69, Marshall 57	WV PBS
	ST. JOHN'S 62, RUTGERS 57	CBS SN
	USF 66, DEPAUL 63 (OT)	BHSN
	GEORGETOWN 67, MARQUETTE 39	CBS SN
Thurs. 19	CONNECTICUT 80, CINCINNATI 37	CPTV
Sat. 21	WEST VIRGINIA 54, PITTSBURGH 43	BETV
	CONNECTICUT 88, DE PAUL 44	CPTV
Sun. 22	LOUISVILLE 64, GEORGETOWN 61	ESPNU
Mon. 23	Notre Dame 72, Tennessee 44	ESPNU
Tues. 24	RUTGERS 65, DE PAUL 64	CBS SN
Wed. 25	USF 57, SETON HALL 45	BHSN
Sat. 28	NOTRE DAME 71, ST. JOHN'S 56	BETV
	CONNECTICUT 77, USF 62	CPTV
	WEST VIRGINIA 53, MARQUETTE 32	WV PBS
Sun. 29	GEORGETOWN 54, RUTGERS 36	ESPN
Mon. 30	Connecticut 61, Duke 45	ESPNU
Tue. 31	ST. JOHN'S 66, PITTSBURGH 51	Comcast Pittsburgh
	NOTRE DAME 71, RUTGERS 41	CBS SN
	DE PAUL 86, LOUISVILLE 61	CBS SN

FEBRUARY

Wed. 1	WEST VIRGINIA 55, USF 52	BHSN
	CINCINNATI 64, MARQUETTE 52	Sports32
Sat. 4	VILLANOVA 59, PROVIDENCE 53	BETV
	WEST VIRGINIA 66, LOUISVILLE 50	WV PBS

Sun. 5	CONNECTICUT 66, RUTGERS 34	CPTV
Tues. 7	NOTRE DAME 90, DE PAUL 70	ESPNU
Wed. 8	CONNECTICUT 56, LOUISVILLE 46	CBS SN
Wed. 8	GEORGETOWN 56, SETON HALL 51	FIOS1 DC
Sat. 11	PROVIDENCE 62, SETON HALL 47	CSRI
	CONNECTICUT 80, GEORGETOWN 38	BETV/CPTV
Sun. 12	DE PAUL 71, MARQUETTE 59	ESPNU
	WEST VIRGINIA 65, NOTRE DAME 63	ESPNU
	ST. JOHN'S 61, RUTGERS 52	ESPNU
Mon. 13	Connecticut 73, Oklahoma 55	ESPNU
Tue. 14	LOUISVILLE 71, PITTSBURGH 66	Comcast Pittsburgh
	USF 61, MARQUETTE 48	CBS SN
Sat. 18	SYRACUSE 79, MARQUETTE 63	BETV
	GEORGETOWN 66, PROVIDENCE 39	FIOS1 DC
	DE PAUL 77, WEST VIRGINIA 63	WV PBS
	ST. JOHN'S 57, CONNECTICUT 56	CPTV
Mon. 20	NOTRE DAME 68, LOUISVILLE 52	ESPN
Tue. 21	CONNECTICUT 86, PITTSBURGH 37	CPTV/Comcast
		Pittsburgh
	ST. JOHN'S 63, WEST VIRGINIA 54	CBS SN
	SYRACUSE 81, DE PAUL 65	CBS SN
Sat. 25	LOUISVILLE 75, DE PAUL 62	BETV
	SETON HALL 63, PITTSBURGH 39	Comcast Pittsburgh
	CONNECTICUT 85, MARQUETTE 45	CPTV/ Sports32
Mon. 27	ST. JOHN'S 54, GEORGETOWN 45	FIOS1 DC
	WEST VIRGINIA 60, 42	CBS SN
	NOTRE DAME 72, CONNECTICUT 59	ESPNU

MARCH

Fri. 2	BIG EAST Championship First Round (Hartford, Conn.)	
	No. 12 seed Syracuse 57, No. 13 seed Providence 47	BIG EAST.tv
	No. 9 seed USF 60, No. 16 seed Pittsburgh 59	BIG EAST.tv
	No. 10 seed Villanova 61, No. 15 seed Seton Hall 60	BIG EAST.tv
	No. 14 seed Marquette 54, No. 11 Seed Cincinnati 51	BIG EAST.tv
Sat. 3	BIG EAST Championship Second Round (Hartford, Conn.)	
	No. 5 seed West Virginia 63, No. 12 seed Syracuse 48	BETV
	No. 8 seed DePaul 76, No. 8 seed USF 62	BETV
	No. 7 seed Louisville 63, No. 10 seed Villanova 47	BETV
	No. 6 seed Rutgers 52, No. 14 seed Marquette 43	BETV
Sun. 4	BIG EAST Championship Quarterfinals (Hartford, Conn.)	
	No. 5 seed West Virginia 39, No. 4 seed Georgetown 32	ESPNU
	No. 1 seed Notre Dame 69, No. 8 seed DePaul 54	ESPNU
	No. 2 seed St. John's 68, No. 7 seed Louisville 61	BETV
	No. 3 seed Connecticut 49, No. 6 seed Rutgers 34	ESPNU
Mon. 5	BIG EAST Championship Semifinals (Hartford, Conn.)	
	No. 1 seed Notre Dame 73, No. 5 seed West Virginia 45	ESPNU
	No. 3 seed Connecticut 74, No. 2 seed St. John's 43	ESPNU
Tues. 6	BIG EAST Championship Final (Hartford, Conn.)	
	No. 3 seed Connecticut 63, No. 1 seed Notre Dame 54	ESPN
	NCAA Championship	
Sat. 17	No. 8 seed West Virginia 68, No. 9 seed Texas 55	ESPNU
	No. 7 seed Louisville 67, No. 10 seed Michigan State 55	ESPNU
	No. 1 seed Connecticut 83, No. 16 Prairie View 47	ESPNU
	No. 11 seed Gonzaga 86, No. 6 seed Rutgers 73	ESPNU
	No. 7 seed DePaul 59, No. 10 seed BYU 55	ESPNU
Sun. 18	No. 5 seed Georgetown 61, No. 12 seed Fresno St. 56	ESPNU
	No. 1 seed Notre Dame 74, No. 16 seed Liberty 43	ESPNU
	No. 3 seed St. John's 69, No. 14 seed Creighton 67	ESPNU
Mon. 19	No. 1 seed Connecticut 72, No. 8 seed Kansas State 26	ESPNU
	No. 2 seed Maryland 72, No. 7 seed Louisville 68	ESPNU
	No. 1 seed Stanford 72, No. 8 seed West Virginia 55	ESPNU
	No. 2 seed Tennessee 63, No. 7 seed DePaul 48	ESPNU
Tues. 20	No. 4 seed Georgia Tech 76, No. 5 seed Georgetown 64	ESPNU
	No. 1 seed Notre Dame 73, No. 8 seed California 62	ESPNU
	No. 3 seed St. John's 74, No. 6 seed Oklahoma 70	ESPNU
Sat. 24	No. 2 seed Duke 74, No. 3 seed St. John's 47	ESPN
Sun. 25	No. 1 seed Notre Dame 79, No. 5 seed St. Bonaventure 35	ESPNU
	No. 1 seed Connecticut 77, No. 2 seed Penn State 59	ESPNU
Tues. 27	No. 1 seed Connecticut 80, No. 2 seed Kentucky 65	ESPNU
	No. 1 seed Notre Dame 80, No. 2 seed Maryland 49	ESPNU

APRIL

Sun. 1	No. 1 seed Notre Dame 83, No. 1 seed Connecticut 75 (ot)	ESPN
Tues. 3	No. 1 seed Baylor 80, No. 1 seed Notre Dame 61	ESPN

BIG EAST games in all CAPS

BETV - BIG EAST Television, televised on local Regional Sports Networks (check your local listings)

BHSN - Bright House Sports Network

CBS SN - CBS Sports Network

Comcast Pittsburgh - Pitt Panthers Television on the Comcast Network (channels 188 or 210)

CPTV - Connecticut Public Television

FIOS1 DC - Verizon FIOS1 local cable in Washington, D.C. area

FSO - Fox Sports Ohio

FS Florida - Fox Sports Florida

Sports32 - Time Warner cable in Milwaukee, Wis.

WV PBS - West Virginia Public Broadcasting



BIG EAST AMONG NCAA STATISTICAL LEADERS - THRU GAMES APRIL 3, 2012 (FINAL)

POINTS PER GAME			
	G	Pts.	Avg.
25. Anna Martin, DPU	34	648	19.1
29. Jasmine Crew, SHU	31	577	18.6
30. Sugar Rodgers, GU	31	574	18.5

ASSISTS PER GAME			
	G	No.	Avg.
16. Skylar Diggins, ND	39	222	5.7
24. Gabi Minis, MU	31	166	5.4

BLOCKED SHOTS			
	G	No.	Avg.
19. Kayla Alexander, SU	37	96	2.59
t30. Asya Bussie, WVU	34	73	2.15

FIELD-GOAL PERCENTAGE			
	FGM	FGA	Pct.
30. Laura Sweeney, VU	174	345	50.4

Minimum 5.0 FG Made Per Game

3-PT. FIELD GOAL PERCENTAGE			
	3FG	3FGA	Pct.
20. Kaleena Mosqueda-Lewis, UConn	93	242	38.4
27. Becky Burke, UofL	81	214	37.9

3-PT. FIELD GOALS PER GAME			
	G	3FG	Avg.
20. Bjonnee Reaves, UC	32	85	2.66
t29. Sugar Rodgers, GU	31	78	2.52

ASSIST TURNOVER RATIO			
	Ast.	TO	Ratio
10. Skylar Diggins, ND	222	103	2.16
16. Kelly Faris, UConn	165	78	2.12
20. Brooke Hampton, WVU	141	69	2.04

TRIPLE DOUBLES			
	G	Pts.	Avg.
t2. Skylar Diggins, ND	39	1	

SCORING OFFENSE			
	G	Pts.	Avg.
2. Notre Dame	39	3076	78.9
5. Connecticut	38	2903	76.4
t23. DePaul	34	2449	72.0

SCORING DEFENSE			
	G	Opp. Pts.	Opp. Avg.
1. Connecticut	38	1787	47.0
6. West Virginia	34	1769	52.0
12. Georgetown	32	1690	52.8
13. Notre Dame	39	2062	52.9

SCORING MARGIN			
	Avg. Pts.	Opp. Avg.	Mar.
1. Connecticut	76.4	47.0	+29.4
3. Notre Dame	78.9	52.9	+26.0
24. West Virginia	63.8	52.0	+11.8

FIELD-GOAL PCT.			
	FGM	FGA	Pct.
2. Connecticut	1077	2257	47.7
4. Notre Dame	1118	2388	46.8
22. DePaul	909	2093	43.4

FIELD-GOAL PCT. DEFENSE			
	OPP FG	OPP FGA	Pct.
1. Connecticut	634	2094	30.0
3. West Virginia	595	1815	32.8
10. Georgetown	549	1605	34.2
19. Rutgers	598	1709	35.0

FREE-THROW PERCENTAGE			
	FT	FTA	Pct.
13. Notre Dame	674	883	76.3
17. Connecticut	484	636	76.1
26. Syracuse	619	824	75.1

REBOUND MARGIN			
	RPG	Opp. RPG	Mar.
7. Connecticut	41.7	31.3	+10.3
11. Syracuse	46.2	37.4	+8.9
13. Notre Dame	40.7	32.2	+8.5
14. West Virginia	42.4	34.0	+8.4

3-POINT FIELD GOALS PER GAME			
	G	No.	Avg.
7. Villanova	34	275	8.1
13. DePaul	34	256	7.5
22. Connecticut	38	265	7.0

3-POINT FIELD GOAL PERCENTAGE			
	3FGM	3FGA	Pct.
24. Connecticut	265	758	35.0
27. Notre Dame	166	478	34.7

ASSISTS			
	G	No.	Avg.
2. Connecticut	38	710	18.7
4. Notre Dame	39	698	17.9
19. DePaul	34	542	15.9

BLOCKS			
	G	No.	Avg.
27. Connecticut	38	191	5.0

STEALS PER GAME			
	G	No.	Avg.
7. Notre Dame	39	502	12.9
25. Connecticut	38	431	11.3

TURNOVERS PER GAME			
	G	No.	Avg.
1. Villanova	34	412	12.1
t20. St. John's	34	477	14.0

TURNOVER MARGIN			
	TO	Opp TO	Margin
6. Notre Dame	618	873	+6.54
7. Georgetown	502	709	+6.47
16. USF	552	737	+5.29
26. Connecticut	572	735	+4.29

ASSIST TURNOVER RATIO			
	Ast.	TO	Ratio
4. Connecticut	710	572	1.24
8. Villanova	477	412	1.16
9. Notre Dame	698	618	1.13
28. DePaul	542	559	0.97

3-PT. FIELD GOAL DEFENSE			
	OPP FGA	OPP FGM	Pct.
5. Connecticut	618	153	24.8
9. Georgetown	636	164	25.8
22. Notre Dame	495	131	26.5
29. West Virginia	501	136	27.1

WON-LOST PERCENTAGE			
	W	L	Pct.
6. Notre Dame	35	4	89.7
9. Connecticut	34	5	86.8

INDIVIDUAL SINGLE-GAME HIGHS
POINTS
 t22. 39, Sugar Rodgers, Georgetown vs. Dartmouth, 12/30/11

REBOUNDS
 t17. 21, Tajay Ashmeade, Seton Hall vs. William and Mary, 12/21/11
 t17. 21, Shenneika Smith, St. John's vs. Iowa, 11/25/11

STEALS
 t21. 8, Tiffany Conner, USF vs. Air Force, 12/03/11

FIELD-GOAL PERCENTAGE
 t10. 90.9, Nadirah McKenith, St. John's vs. La Salle, 11/16/11
 t21. 85.7, Kayla Alexander, Syracuse vs. Binghamton, 11/26/11

FREE-THROW PERCENTAGE
 t12. 93.8, Iasia Hemingway, Syracuse vs. Pittsburgh, 1/7/12
 t25. 92.9, Anna Martin, DePaul vs. Rutgers, 1/24/12

3-POINT FIELD GOALS MADE
 t12. 8, Becky Burke, Louisville vs. Syracuse, 2/11/12
 t12. 8, Sugar Rodgers, Georgetown vs. Coppin State, 11/30/11
 t12. 8, Taylor Palmer, West Virginia vs. Youngstown State, 11/11/11

3-POINT FIELD GOAL PERCENTAGE
 t1. 100.0, Terry Green, Seton Hall vs. DePaul, 1/28/12
 t13. 77.8, Antonita Slaughter, Louisville vs. Gardner-Webb, 12/10/11

TEAM SINGLE-GAME HIGHS
ATTENDANCE
 1. 19,028 - Notre Dame vs. Baylor (Denver Colo.), 4/3/12
 2. 19,028 - Notre Dame vs. Connecticut (Denver, Colo.), 4/11/12
 7. 16,483 - Louisville vs. Connecticut (KFC Yum! Center), 2/7/12
 11. 15,123 - Connecticut vs. Notre Dame (XL Center), 2/27/12
 17. 13,771 - Connecticut vs. Stanford (XL Center), 11/21/11
 19. 13,627 - Connecticut vs. USF (XL Center), 1/28/12
 24. 12,736 - Louisville vs. Notre Dame (KFC Yum! Center), 2/20/12
 25. 12,736 - Louisville vs. Austin Peay (KFC Yum! Center), 11/22/11

POINTS
 1. 128 - Notre Dame vs. Mercer, 12/30/11
 2. 120 - Notre Dame vs. Pittsburgh, 1/17/12
 9. 112 - Connecticut vs. Pacific, 11/15/11
 t22. 105 - Louisville vs. Murray State, 11/29/11

FIELD-GOAL PERCENTAGE
 1. 70.7 - Connecticut vs. Pacific, 11/15/11
 2. 70.2 - Notre Dame vs. Mercer, 12/30/11
 11. 65.5 - Connecticut vs. Providence, 1/10/12
 12. 64.9 - Notre Dame vs. Pittsburgh, 1/17/12

FREE-THROW PERCENTAGE
 t1. 100.0 - Syracuse vs. Providence, 1/31/12

3-POINT FIELD GOALS MADE
 t2. 18 - Louisville vs. Syracuse, 2/11/12
 t10. 16 - DePaul vs. St. Mary's (Calif.), 11/11/11
 t18. 15 - Villanova vs. USciences, 11/26/11
 t18. 15 - DePaul vs. Portland, 11/19/11

3-POINT FIELD GOAL PERCENTAGE
 t13. 64.7 - Seton Hall vs. Drexel, 12/12/11



2011-12 BIG EAST WOMEN'S BASKETBALL REPORT



Associated Press Poll (March 12 - Final)

No.	Team	Record	Prev.
1.	Baylor (39)	31-0	1
2.	Stanford	28-1	2
3.	Connecticut	29-4	4
4.	Notre Dame	30-3	3
5.	Maryland	28-4	5
6.	Duke	24-5	6
7.	Delaware	27-1	7
8.	Miami (Fla.)	25-5	8
9.	Tennessee	24-5	9
10.	Green Bay	27-1	10
11.	Penn State	24-6	11
12.	Kentucky	25-6	12
13.	Purdue	24-8	14
14.	St. John's	22-9	23
15.	Georgia Tech	24-8	15
16.	Ohio State	25-6	17
17.	Nebraska	24-8	20
18.	Georgetown	22-8	18
19.	Louisville	22-9	19
20.	Georgia	22-8	21
21.	St. Bonaventure	29-3	16
22.	Texas A&M	20-9	22
23.	Rutgers	22-9	24
24.	Princeton	24-4	RV
25.	South Carolina	23-9	RV

Others receiving votes: West Virginia 67, Gonzaga 44, LSU 27, FGCU 13, California 11, Dayton 10, DePaul 5, Arkansas 5, BYU 5, MTSU 3, SDSU 3, Vanberdilt 2, UTEP 1.

USA Today/ESPN Poll (April 4 - Final)

No.	Team	Record	Prev.
1.	Baylor (31)	40-0	1
2.	Notre Dame	35-4	4
3.	Stanford	35-2	3
4.	Connecticut	33-5	4
5.	Maryland	31-5	5
6.	Duke	27-6	6
7.	Tennessee	27-9	7
8.	Kentucky	28-7	11
9.	Penn State	26-7	12
10.	Georgia Tech	26-9	13
11.	Miami (Fla.)	26-9	9
12.	Texas A&M	24-11	14
13.	Green Bay	31-2	10
14.	Delaware	31-2	11
15.	St. John's	24-10	21
16.	Louisville	23-10	19
17.	Georgetown	23-9	16
18.	Purdue	25-9	15
19.	Gonzaga	28-6	24
20.	Georgia	22-9	17
21.	South Carolina	25-10	RV
22.	Ohio State	25-7	18
23.	St. Bonaventure	31-4	25
24.	DePaul	23-11	23
25.	Kansas	21-13	NR

Others receiving votes: Nebraska 70, Rutgers 66, LSU 42, California 27, West Virginia 16, Arkansas 14, Oklahoma 8, Middle Tennessee 7, Kansas State 5, Vanderbilt 4, Florida 3, FGCU 2, Oklahoma State 2, Princeton 1, UTEP 1, Marist 1.

BIG EAST IN THE RPI NCAA RPI Ranking (March 4, 2012)

School	RPI Rank
Notre Dame	2
Connecticut	4
St. John's	11
Rutgers	15
Louisville	19
DePaul	23
Georgetown	26
West Virginia	35
Villanova	38
Syracuse	69
USF	83
Cincinnati	102
Providence	127
Marquette	128
Seton Hall	177
Pittsburgh	198

BIG EAST IN THE NATIONAL POLLS

	UCONN	DPU	GU	UofL	MU	ND	PITT	RU	STJ	USF	SU	WVU	VU
Preseason	4/4	19/18	10/11	9/9	RV/RV	2/2	RV/NR	16/17	25/RV	NR/NR	NR/RV	NR/RV	NR/NR
Nov. 14/15	4/4	18/18	14/16	9/10	NR/RV	2/2	NR/NR	15/15	RV/RV	NR/NR	NR/RV	NR/NR	NR/NR
Nov. 21/22	2/2	23/20	21/21	11/12	NR/NR	4/3	NR/NR	13/13	NR/RV	NR/NR	NR/RV	NR/NR	NR/RV
Nov. 28/29	2/2	22/21	20/20	10/11	NR/NR	3/3	NR/NR	11/12	NR/NR	NR/NR	NR/RV	NR/NR	NR/NR
Dec. 5/6	2/2	20/21	19/20	15/13	NR/NR	3/3	NR/NR	11/11	NR/NR	NR/NR	NR/RV	NR/NR	NR/NR
Dec. 12/13	2/2	23/21	17/19	14/13	NR/NR	3/3	NR/NR	11/11	NR/NR	NR/NR	NR/RV	NR/RV	NR/RV
Dec. 19/20	2/2	21/19	17/17	14/12	NR/NR	3/3	NR/NR	12/11	NR/NR	NR/NR	NR/NR	NR/NR	NR/RV
Dec. 26/27	2/2	21/19	15/16	14/13	NR/NR	3/3	NR/NR	11/11	NR/NR	NR/NR	NR/NR	NR/NR	NR/RV
Jan. 2/3	2/2	20/18	15/16	14/12	NR/NR	3/3	NR/NR	10/10	NR/NR	NR/NR	NR/NR	NR/NR	NR/NR
Jan. 9/10	3/3	21/19	18/17	16/15	NR/NR	2/2	NR/NR	8/9	RV/RV	NR/NR	NR/NR	NR/NR	NR/NR
Jan. 16/17	3/3	21/19	19/17	18/15	NR/NR	2/2	NR/NR	7/9	NR/RV	NR/NR	NR/NR	NR/RV	NR/NR
Jan. 23/24	3/3	23/22	20/18	16/14	NR/NR	2/2	NR/NR	11/12	RV/RV	NR/NR	NR/NR	NR/NR	NR/NR
Jan. 30/31	3/3	RV/23	17/15	14/12	NR/NR	2/2	NR/NR	13/14	RV/RV	NR/RV	NR/NR	NR/NR	NR/NR
Feb. 6/7	3/3	RV/22	14/13	20/17	NR/NR	2/2	NR/NR	17/16	RV/RV	NR/NR	NR/NR	RV/RV	NR/NR
Feb. 13/14	2/2	24/20	15/14	19/16	NR/NR	4/4	NR/NR	21/18	RV/RV	NR/NR	NR/NR	RV/RV	NR/NR
Feb. 20/21	4/4	21/18	15/13	16/17	NR/NR	3/3	NR/NR	24.20	20/25	NR/NR	NR/NR	RV/RV	NR/NR
Feb. 27/28	4/4	RV/23	12/14	20/17	NR/NR	3/3	NR/NR	23/19	18/21	NR/NR	NR/NR	RV/RV	NR/NR
March 5/6	4/4	NR/23	18/15	19/19	NR/NR	3/3	NR/NR	24/20	13/21	NR/NR	NR/NR	25/RV	NR/NR
March 12/13	3/3	RV/23	18/16	19/19	NR/NR	4/4	NR/NR	23/20	14/21	NR/NR	NR/NR	RV/RV	NR/NR
April 4	-/4	-/24	-/17	-/16	-/NR	-/2	-/NR	-/RV	-/15	-/NR	-/NR	-/RV	-/NR

(Associated Press/USA-Today-ESPN)

BIG EAST IN THE NCAA RPI RANKINGS

	UC	UConn	DPU	GU	UofL	MU	ND	Pitt	PC	RU	STJ	SHU	USF	SU	VU	WVU
Jan. 3	90	3	13	17	27	89	8	127	118	11	81	107	132	99	16	83
Jan. 9	103	5	19	24	26	92	7	145	104	10	57	109	113	87	16	68
Jan. 23	109	3	23	31	18	85	5	145	70	13	37	142	88	102	15	61
Jan. 30	96	3	21	24	16	81	5	151	74	10	41	152	83	124	15	72
Feb. 6	89	2	21	24	19	103	3	165	83	10	35	163	110	112	16	52
Feb. 13	87	2	18	26	19	108	5	171	112	13	29	162	96	103	20	42
Feb. 20	88	2	14	21	20	126	5	179	102	13	17	170	91	105	32	40
Feb. 27	96	3	20	16	18	135	4	196	109	13	14	170	87	94	35	41
March 11	107	4	20	30	23	126	3	199	127	13	11	178	91	98	40	39
April 4	102	4	23	26	19	128	2	198	127	15	11	177	83	69	38	35

CINCINNATI • CONNECTICUT • GEORGETOWN • DEPAUL
LOUISVILLE • MARQUETTE • NOTRE DAME • PITTSBURGH



PROVIDENCE • RUTGERS • ST. JOHN'S • SETON HALL
USF • SYRACUSE • VILLANOVA • WEST VIRGINIA



2011-12 BIG EAST WOMEN'S BASKETBALL REPORT



BIG EAST VS. OTHER CONFERENCES

Conference	'05-06	'06-07	'07-08	'08-09	'09-10	'10-11	'11-12
America East	6-8	9-2	8-4	11-2	14-2	7-0	11-1
Atlantic Sun	6-0	5-0	6-1	3-0	4-0	4-1	5-0
Atlantic 10	7-2	17-6	23-3	17-6	19-7	14-8	20-7
Atlantic Coast	14-7	3-11	8-8	10-6	12-8	12-5	10-11
Big Sky	15-4	2-0	0-0	5-0	2-0	0-0	0-1
Big South	6-3	2-0	0-0	3-0	1-0	4-0	3-1
Big Ten	4-0	9-5	10-9	7-9	5-9	8-2	9-3
Big 12	3-6	0-4	6-4	7-4	5-4	4-9	5-6
Big West	1-0	2-0	1-0	0-0	3-0	4-0	2-1
Colonial	7-2	2-4	9-0	4-2	9-2	3-6	3-8
Conference USA	4-0	7-1	3-2	4-1	4-2	7-1	4-2
Division II	3-0	1-0	0-0	4-1	1-1	2-0	1-1
Division III	0-0	0-0	0-0	1-0	1-0	1-0	0-0
Great West	0-0	0-0	0-0	0-0	0-0	1-0	0-0
Horizon	8-0	11-0	8-0	9-2	12-3	9-1	3-1
Independent	1-3	2-0	3-1	4-0	1-0	1-0	4-0
Ivy	7-0	10-1	14-0	10-0	11-0	8-0	6-3
Metro Atlantic	8-3	8-6	12-2	8-1	9-0	8-2	10-0
Mid-American	8-1	8-2	10-0	12-1	6-2	4-2	9-1
Mid-Continent	2-0	6-0	0-0	0-0	0-0	0-0	0-0
Mid-Eastern	2-0	6-0	6-1	7-0	3-2	8-1	8-2
Missouri Valley	3-0	3-0	6-1	5-1	6-1	4-1	9-0
Mountain West	4-1	4-3	4-1	3-4	3-1	3-0	3-1
North Central	0-0	0-0	0-0	0-0	0-0	0-0	0-0
Northeast	12-4	9-1	10-0	9-1	11-0	12-1	7-1
Ohio Valley	3-0	4-0	2-0	6-0	6-0	6-0	4-0
Pacific 12	3-1	3-2	4-4	5-3	4-2	2-7	8-4
Patriot	6-1	8-2	10-0	7-0	1-1	6-0	9-0
Reclassifying	0-0	0-0	0-0	1-0	3-0	1-0	1-0
Southeastern	5-9	7-12	6-8	11-3	7-7	7-8	5-8
Southern	2-1	4-1	3-1	4-1	5-0	1-1	4-0
Southland	2-1	1-0	1-0	0-0	2-0	2-0	0-0
Southwestern	0-0	5-0	1-0	8-0	4-0	5-0	4-0
Sun Belt	2-4	4-0	9-0	4-0	2-1	3-1	2-0
Summit	0-0	0-0	2-0	4-0	4-0	4-0	4-0
West Coast	1-0	1-1	4-1	4-2	4-1	2-1	4-2
Western Athletic	1-0	1-1	0-0	1-1	2-0	2-0	3-0
TOTAL	156-61	163-65	189-51	198-51	186-56	180-62	181-65
	(.691)	(.719)	(.715)	(.788)	(.795)	(.769)	(.736)

BIG EAST REGULAR SEASON NONCONFERENCE RECORD

Year	Record
2011-12	159-55 (.743)
2010-11	160-54 (.748)
2009-10	168-44 (.792)
2008-09	171-41 (.807)
2007-08	167-41 (.803)
2006-07	148-55 (.729)
2005-06	140-49 (.741)
2004-05	94-41 (.696)
2003-04	107-48 (.690)
2002-03	114-38 (.750)
2001-02	99-58 (.631)
2000-01	101-51 (.664)
1999-00	103-52 (.665)
1998-99	67-44 (.604)
1997-98	60-48 (.556)

THE BIG EAST VERSUS THE TOP 25 (18-21, .462)

*AP Poll followed by ESPN/USA Today Coaches Poll

Date	Team	Rank* - Opponent	Result/Time
Nov. 11	VU	vs. RV/25 Michigan State	W, 75-64
Nov. 11	USF	vs. 14/13 Florida State	L, 62-49
Nov. 13	10/11 GU	at 11/10 Maryland	L, 53-72
Nov. 15	9/9 UofL	at 6/6 Texas A&M	L, 58-76
Nov. 16	14/16 GU	at 20/21 LSU	L, 40-51
Nov. 20	2/2 ND	at 1/1 Baylor	L, 81-94
Nov. 21	2/4 UConn	vs. 3/5 Stanford	W, 68-58
Nov. 25	13/13 RU	vs. RV/25 Georgia Tech	W, 59-40
Nov. 25	WVU	at 25/RV UCLA	W, 63-54
Nov. 25	11/12 UofL	vs. RV/24 Florida State	W, 85-76
Nov. 25	USF	vs. 9/9 Miami (Fla.)	L, 72-92
Nov. 26	4/3 ND	vs. 7/6 Duke	W, 56-54
Nov. 26	21/21 GU	vs. 10/10 Georgia	W, 64-56
Dec. 2	MU	at 23/17 Green Bay	L, 50-66
Dec. 4	10/11 UofL	at 12/10 Kentucky	L, 54-74
Dec. 4	Pitt	at 7/6 Duke	L, 43-92
Dec. 5	11/12 RU	at 9/9 Miami (Fla.)	L, 81-92 (2OT)
Dec. 6	2/2 UConn	8/7 Texas A&M	W, 81-51
Dec. 10	3/3 ND	at 12/14 Purdue	W, 66-38
Dec. 11	STJ	vs. 1/1 Baylor	L, 59-73
Dec. 11	20/21 DPU	vs. 7/8 Tennessee	L, 61-84
Dec. 13	11/11 RU	vs. 6/8 Tennessee	L, 61-67
Dec. 18	3/3 ND	vs. 8/10 Kentucky	W, 92-83
Dec. 18	2/2 UConn	at 1/1 Baylor	L, 66-61
Dec. 19	PC	vs. 21/23 Delaware	L, 47-68
Dec. 21	17/17 GU	vs. 7/7 Miami (Fla.)	W, 71-46
Jan. 16	3/3 UConn	vs. 22/21 North Carolina	W, 86-35
Jan. 21	2/2 ND	vs. 7/9 Tennessee	W, 72-44
Jan. 30	3/3 UConn	at 5/5 Duke	W, 61-45
March 17	23/23 RU	vs. RV/24 Gonzaga	L, 73-86
March 19	19/19 UofL	at 5/5 Maryland	L, 68-72
March 19	RV/23 DPU	vs. 9/7 Tennessee	L, 48-63
March 20	18/16 GU	vs. 15/13 Georgia Tech	L, 64-76
March 24	14/21 STJ	vs. 6/6 Duke	L, 47-74
March 25	4/4 ND	vs. 21/25 St. Bonaventure	W, 79-35
March 25	3/3 UConn	vs. 11/12 Penn State	W, 77-59
March 27	3/3 UConn	vs. 12/11 Kentucky	W, 80-65
March 27	4/4 ND	vs. 5/5 Maryland	W, 80-49
April 3	4/4 ND	vs. 1/1 Baylor	L, 61-80

BIG EAST TOP 25 MATCHUPS

*AP Poll followed by ESPN/USA Today Coaches Poll

Date	Visiting Team	Home Team	Result/Time
Jan. 3	21/18 DePaul	15/16 Georgetown	DPU, 59-50
Jan. 7	2/2 Connecticut	3/3 Notre Dame	ND, 74-67 (OT)
Jan. 10	3/3 Notre Dame	15/16 Georgetown	ND, 80-60
Jan. 14	14/12 Louisville	10/10 Rutgers	RU, 71-68 (OT)
Jan. 21	3/3 Connecticut	21/19 DePaul	UConn, 88-44
Jan. 22	18/15 Louisville	19/17 Georgetown	UofL, 64-61
Jan. 24	23/19 DePaul	11/8 Rutgers	RU, 65-64
Jan. 29	11/12 Rutgers	20/17 Georgetown	GU, 54-36
Jan. 31	2/2 Notre Dame	11/12 Rutgers	ND, 71-41
Jan. 31	16/14 Louisville	23/22 DePaul	DPU, 86-61
Feb. 4	11/12 Rutgers	3/3 Connecticut	UConn, 66-34
Feb. 5	RV/23 DePaul	2/2 Notre Dame	ND 90-70
Feb. 7	3/3 Connecticut	20/17 Louisville	UConn 56-46
Feb. 11	14/13 Georgetown	3/3 Connecticut	UConn, 80-38
Feb. 20	4/4 Notre Dame	19/16 Louisville	ND 68-52
Feb. 25	24/20 DePaul	19/16 Louisville	UofL, 75-62
Feb. 27	20/25 St. John's	15/13 Georgetown	STJ, 54-45
Feb. 27	3/3 Notre Dame	4/4 Connecticut	ND, 72-59
March 4	RV/23 DePaul	3/3 Notre Dame	ND, 9-54
March 4	20/17 Louisville	18/21 St. John's	STJ, 68-61 (OT)
March 4	23/19 Rutgers	4/4 Connecticut	UConn, 49-34
March 5	13/21 St. John's	4/4 Connecticut	UConn, 74-43
March 6	3/3 Notre Dame	4/4 Connecticut	UConn, 63-54
April 1	3/3 Connecticut	4/4 Notre Dame	ND, 83-75 (OT)



HOME ATTENDANCE FIGURES

	GP/Total	Avg.	Largest Crowd	SO
CINCINNATI				
Fifth Third Arena (13,176)	15/11,842	802	2,906	0
CONNECTICUT				
Gampel Pavilion (10,167)	11/68,181	6,198	10,167	1
XL Center (16,294)	10/107,986	10,798	15,132	0
TOTAL	21/192,535	9,168	15,132	2
DE PAUL				
McGrath Arena (3,000)	16/47,187	2,949	4,161	5
GEORGETOWN				
McDonough Arena (2,400)	14/13,482	1,963	2,211	0
LOUISVILLE				
YUM! Center (22,000)	13/138,706	10,670	16,483	0
MARQUETTE				
Al McGuire Center (3,812)	16/27,361	1,710	4,000	1
NOTRE DAME				
Purcell Pavilion (9,149)	17/147,756	8,692	9,149	9
PITTSBURGH				
Petersen Events Center (12,508)	17/33,698	1,982	5,031	0
PROVIDENCE				
Alumni Hall (2,620)	14/5,255	375	1,023	0
RUTGERS				
Louis Brown AC (8,000)	15/37,144	2,476	6,368	0
ST. JOHN'S				
Carnesecca Arena (6,008)	15/17,264	1,150	5,018	0
Madison Square Garden (19,786)	1/2,900	2,900	2,900	0
TOTAL	16/20,164	1,260	5,018	0
SETON HALL				
Walsh Gymnasium (2,600)	15/11,687	779	2,600	1
USF				
USF Rec Center (800)	14/8,091	578	1,022	1
SYRACUSE				
Carrier Dome (33,000)	15/15,980	1,065	4,357	0
VILLANOVA				
The Pavilion (6,500)	13/12,000	923	3,206	0
WEST VIRGINIA				
WVU Coliseum (14,000)	17/37,792	2,223	4,573	0
BIG EAST TOTALS	248/766,360	3,078	16,483	18

GAMES DECIDED BY...

	OT or				
	1-5	6-10	11-15	16+	Total
Cincinnati	6-5	1-4	4-2	5-5	16-16
Connecticut	0-4	3-0	3-1	27-0	33-5
DePaul	3-2	3-2	5-3	11-5	23-11
Georgetown	3-1	6-3	3-2	11-3	23-9
Louisville	5-3	4-2	3-0	11-5	23-10
Marquette	3-1	5-1	1-7	5-8	14-17
Notre Dame	3-1	1-1	5-1	26-1	35-4
Pittsburgh	2-4	4-2	1-4	1-12	8-22
Providence	3-3	2-3	4-1	4-10	13-17
Rutgers	3-2	4-3	5-1	10-4	22-10
St. John's	6-0	6-4	3-3	9-3	24-10
Seton Hall	2-5	1-6	2-3	3-9	8-23
USF	5-2	2-5	5-6	7-3	19-16
Syracuse	3-3	2-2	3-3	14-6	22-14
Villanova	3-5	8-4	2-2	6-4	19-15
West Virginia	5-2	3-4	5-1	11-3	24-10

Overtime Records – UC 1-0, UConn 0-2, UofL 1-2, ND 2-0, Pitt 2-1, PC 1-1, RU 1-0, STJ 1-0, SHU 0-1, USF 2-1, SU 1-0, VU 1-0
 Double Overtime Records – RU 0-1

BIG EAST PRESEASON COACHES' POLL

	Pts.
1. Notre Dame (9)	219
2. Connecticut (7)	216
3. Louisville	191
4. Rutgers	176
5. Georgetown	175
6. DePaul	152
7. St. John's	145
8. Syracuse	123
9. West Virginia	108
10. USF	96
11. Marquette	92
12. Pittsburgh	62
13. Villanova	54
14. Providence	51
15. Cincinnati	38
16. Seton Hall	22

First-place votes in parentheses



2011-12 BIG EAST WOMEN'S BASKETBALL REPORT



DOUBLE-DOUBLES

Player, School	Career	2011-12	
		BE	Total
Teya Wright, PC	24%	3	13
Devereaux Peters, ND	23	5	12
Kayla Alexander, SU	19	2	11
Carmen Tyson-Thomas, SU	17	3	9
Katherine Plouffe, MU	9	5	9
Laura Sweeney, VU	9	2	8
Katherine Harry, DPU	15	5	7
Iasia Hemingway, SU	14#	2	6
Monique Oliver, RU	8	2	6
Ayana Dunning, WVU	5	4	5
Asya Bussie, WVU	7	2	4
Skylar Diggins, ND	5^	1	4
April Sykes, RU	5	3	4
Sarina Simmons, MU	8	1	3
Tajay Ashmeade, SHU	5	2	3
Kyra Dunn, Pitt	3	1	3
Tiffany Hayes, UConn	3	2	3
Tia Magee, GU	3	2	3
Amber Thompson, STJ	3	1	3
Da'Shena Stevens, STJ	17	2	2
Shenneika Smith, STJ	8	0	2
Sugar Rodgers, GU	6	1	2
Khadijah Rushdan, RU	6	0	2
Elashier Hall, SU	4	0	2
Jeanise Randolph, UC	4	1	2
Leeza Burdgress, Pitt	3	1	2
Tiffany Turner, UC	3	1	2
Chelsie Butler, MU	2	1	2
Christal Caldwell, WVU	2	1	2
Chanel Chisholm, UC	2	0	2
Shawnta' Dyer, UofL	2	2	2
Jessica Harlee, WVU	2	0	2
Kayla McBride, ND	2	2	2
Jasmine Wynne, USF	2	1	2
Andreil Smith, USF	2	2	2
Asia Taylor, UofL	2	1	2
Adria Crawford, GU	4	1	1
Nadirah McKenith, STJ	3^	1	1
Shoni Schimmel, UofL	3^	1	1
Jasmine Crew, SHU	1^	0	1
Stefanie Dolson, UConn	1	1	1
Sara Hammond, UofL	1	0	1
Dayeesha Hollins, UC	1	0	1
Betnijah Laney, RU	1	0	1
Anna Martin, DPU	1	1	1
Kaleena Mosqueda-Lewis, UConn	1	0	1
Apiew Ojulu, MU	1	0	1
Lauren Okafor, PC	1	0	1
Bria Smith, UofL	1	1	1
Kiah Stokes, UConn	1	1	1
Markisha Wright, ND	1	0	1
Monique Reid, UofL	14	0	0
Chelsey Lee, RU	9	0	0
Taylor Pikes, DPU	4	0	0
Natalie Achonwa, ND	1	0	0
Tia Gibbs, UofL	1	0	0
Shakeya Leary, SU	1	0	0
Brittany Mallory, ND	1^	0	0
Andreil Smith, USF	1	0	0

^ - Includes double-double with points and assists

- Includes two double-doubles while playing at Georgia Tech

% - Includes five double-doubles while playing at UMass

TRIPLE-DOUBLES

Player, School	Career	2011-12	
		BE	Total
Skylar Diggins, ND	1	0	1
Khadijah Rushdan, RU	1	0	0

^ - Includes triple-double with points, rebounds and assists

ACTIVE 1,000-POINT SCORERS

Player, School	Total
Sugar Rodgers, GU	1,807
Tiffany Hayes, UConn	1,759
Skylar Diggins, ND	1,726
Keisha Hampton, DPU	1,574
Natalie Novosel, ND	1,569^
Kayla Alexander, SU	1,523^
Da'Shena Stevens, STJ	1,503
Monique Reid, UofL	1,448
Anna Martin, DPU	1,382^
Devereaux Peters, ND	1,319^
Becky Burke, UofL	1,284^
Khadijah Rushdan, RU	1,279^
Shenneika Smith, STJ	1,242^
April Sykes, RU	1,161^
Tia Magee, GU	1,083^
Tesia Harris, STJ	1,014&^
Bria Hartley, UConn	1,005^
Teya Wright, PC	984
Brittany Mallory, ND	982

^ - Scored 1,000th point during 2011-12 season

& - 942 points from 3 years at Delaware

30-POINT PLUS GAMES

Player, School	Total
Tiffany Hayes, UConn	3
Iasia Hemingway, SU	3
Anna Martin, DPU	3
Jasmine Crew, SHU	2
Sugar Rodgers, GU	2
Kayla Alexander, SU	1
Skylar Diggins, ND	1
Keisha Hampton, DPU	1
Natalie Novosel, ND	1
Taylor Palmer, WVU	1





BIG EAST COACHING RECORDS

Jamelle Elliott, Cincinnati

Overall	Third season	37-54 (.407)
Cincinnati	Third season	same

Geno Auriemma, Connecticut

Overall	27th season	804-129 (.862)
Connecticut	27th season	same

Doug Bruno, DePaul

Overall	26th season	510-282 (.644)
DePaul	26th season	same

Terri Williams-Flournoy, Georgetown

Overall	Eighth season	143-104 (.579)
Georgetown	Eighth season	same

Jeff Walz, Louisville

Overall	Fifth season	119-56 (.680)
Louisville	Fifth season	same

Terri Mitchell, Marquette

Overall	16th season	310-188 (.622)
Marquette	16th season	same

Muffet McGraw, Notre Dame

Overall	30th season	679-256 (.726)
Notre Dame	25th season	591-215 (.733)

Agnus Berenato, Pittsburgh

Overall	28th season	435-392 (.526)
Pittsburgh	Ninth season	152-128 (.543)

Phil Seymore, Providence

Overall	Seventh season	88-120 (.423)
Providence	Seventh season	same

C. Vivian Stringer, Rutgers

Overall	41st season	885-318 (.736)
Rutgers	17th season	365-183 (.666)

Kim Barnes Arico, St. John's

Overall	16th season	270-206 (.567)
St. John's	10th season	176-134 (.568)

Anne Donovan, Seton Hall

Overall	Fifth season	49-96 (.338)
Seton Hall	Second season	16-44 (.262)

Jose Fernandez, USF

Overall	12th season	189-183 (.507)
USF	12th season	same

Quentin Hillsman, Syracuse

Overall	Sixth season	120-80 (.600)
Syracuse	Sixth season	same

Harry Perretta, Villanova

Overall	34th season	617-393 (.611)
Villanova	34th season	same

Mike Carey, West Virginia

Overall	24th season	515-229 (.692)
West Virginia	11th season	227-127 (.641)

Jamelle Elliott, Cincinnati

BIG EAST Regular-Season Record (3rd season)	12-36 (.250)
BIG EAST Tournament Record (2 years)	1-3 (.250)
BIG EAST Overall Record (3rd season)	13-39 (.250)

Geno Auriemma, Connecticut

BIG EAST Regular-Season Record (27th season)	388-59 (.868)
BIG EAST Tournament Record (26 years)	64-9 (.877)
BIG EAST Overall Record (27th season)	452-68 (.869)

Doug Bruno, DePaul

BIG EAST Regular-Season Record (7th season)	68-44 (.607)
BIG EAST Tournament Record (6 years)	7-7 (.500)
BIG EAST Overall Record (7th season)	75-51 (.595)

Terri Williams-Flournoy, Georgetown

BIG EAST Regular-Season Record (8th season)	58-70 (.453)
BIG EAST Tournament Record (4 years)	1-5 (.166)
BIG EAST Overall Record (8th season)	59-75 (.440)

Jeff Walz, Louisville

BIG EAST Regular-Season Record (5th season)	49-31 (.613)
BIG EAST Tournament Record (4 years)	8-8 (.636)
BIG EAST Overall Record (5th season)	57-36 (.613)

Terri Mitchell, Marquette

BIG EAST Regular-Season Record (7th season)	56-56 (.500)
BIG EAST Tournament Record (6 years)	4-7 (.363)
BIG EAST Overall Record (7th season)	60-63 (.488)

Muffet McGraw, Notre Dame

BIG EAST Regular-Season Record (17th season)	216-64 (.771)
BIG EAST Tournament Record (16 years)	21-17 (.553)
BIG EAST Overall Record (17th season)	237-81 (.745)

Agnus Berenato, Pittsburgh

BIG EAST Regular-Season Record (8th season)	58-86 (.403)
BIG EAST Tournament Record (7 years)	6-8 (.429)
BIG EAST Overall Record (9th season)	64-94 (.405)

Phil Seymore, Providence

BIG EAST Regular-Season Record (7th season)	30-82 (.268)
BIG EAST Tournament Record (3 years)	0-4 (.000)
BIG EAST Overall Record (7th season)	30-86 (.259)

C. Vivian Stringer, Rutgers

BIG EAST Regular-Season Record (17th season)	194-85 (.695)
BIG EAST Tournament Record (16 years)	23-16 (.589)
BIG EAST Overall Record (17th season)	217-101 (.682)

Kim Barnes Arico, St. John's

BIG EAST Regular-Season Record (10th season)	72-88 (.456)
BIG EAST Tournament Record (8 years)	4-9 (.266)
BIG EAST Overall Record (10th season)	76-97 (.445)

Anne Donovan, Seton Hall

BIG EAST Regular-Season Record (2nd season)	2-30 (.063)
BIG EAST Tournament Record (1 year)	0-2 (.000)
BIG EAST Overall Record (2nd season)	2-32 (.059)

Jose Fernandez, USF

BIG EAST Regular-Season Record (7th season)	48-64 (.429)
BIG EAST Tournament Record (6 years)	4-7 (.363)
BIG EAST Overall Record (7th season)	52-71 (.423)

Quentin Hillsman, Syracuse

BIG EAST Regular-Season Record (6th season)	40-56 (.417)
BIG EAST Tournament Record (4 years)	4-5 (.444)
BIG EAST Overall Record (6th season)	44-61 (.419)

Harry Perretta, Villanova

BIG EAST Regular-Season Record (30th season)	257-223 (.535)
BIG EAST Tournament Record (28 years)	30-26 (.538)
BIG EAST Overall Record (30th season)	287-249 (.535)

Mike Carey, West Virginia

BIG EAST Regular-Season Record (11th season)	91-85 (.517)
BIG EAST Tournament Record (10 years)	13-11 (.541)
BIG EAST Overall Record (11th season)	104-96 (.520)



2011-12 BIG EAST WEEKLY AWARDS

Player of the Week

Nov. 21 - Skylar Diggins, Notre Dame, Jr., G
Nov. 28 - Jasmine Crew, Seton Hall, Sr., G
Dec. 5 - Laura Sweeney, Villanova, Jr., F
Dec. 12 - Sugar Rodgers, Georgetown, Jr., G
Dec. 19 - Natalie Novosel, Notre Dame, Sr., G
Dec. 26 - Sugar Rodgers, Georgetown, Jr., G
Jan. 2 - Sugar Rodgers, Georgetown, Jr., G
Jan. 9 - Skylar Diggins, Notre Dame, Jr., G
Jan. 16 - Anna Martin, DePaul, Jr., G
Jan. 23 - Devereaux Peters, Notre Dame, Gr., F
Jan. 30 - Tiffany Hayes, Connecticut, Sr., G
Feb. 6 - Iasia Hemingway, Syracuse, Sr., F
Feb. 13 - Asya Bussie, West Virginia, Jr., C
Feb. 20 - Nadirah McKenith, St. John's Jr., G
Feb. 28 - Skylar Diggins, Notre Dame, Jr., G

Freshman of the Week

Nov. 21 - Kaleena Mosqueda-Lewis, Connecticut, Fr., F
Nov. 28 - Kaleena Mosqueda-Lewis, Connecticut, Fr., F
Dec. 5 - Kaleena Mosqueda-Lewis, Connecticut, Fr., F
Dec. 12 - Kaleena Mosqueda-Lewis, Connecticut, Fr., F
Dec. 19 - Brittany Hrynko, DePaul, Fr., G
Dec. 26 - Brianna Kiesel, Pittsburgh, Fr., F
Jan. 2 - Markisha Wright, Notre Dame, Fr., F
Jan. 9 - Bria Smith, Louisville, Fr., G
Jan. 16 - Kaleena Mosqueda-Lewis, Connecticut, Fr., F
Jan. 23 - Kaleena Mosqueda-Lewis, Connecticut, Fr., F
Jan. 30 - Bria Smith, Louisville, Fr., G
Feb. 6 - Lauren Burford, Villanova, R-Fr., F
Feb. 13 - Kaleena Mosqueda-Lewis, Connecticut, Fr., F
Feb. 20 - Brittany Hrynko, DePaul, Fr., G
Feb. 28 - Kaleena Mosqueda-Lewis, Connecticut, Fr., F

Weekly Honor Roll

Nov. 21 - **Bjonee Reaves**, Cincinnati, Sr., G, **Anna Martin**, DePaul, Jr., G, **Sarina Simmons**, Marquette, Jr., F, **Jasmine Crew**, Seton Hall, Sr., G, **Kayla Alexander**, Syracuse, Jr., C
Nov. 28 - **Keisha Hampton**, DePaul, Sr., F; **Sugar Rodgers**, Georgetown, Jr., G; **Monique Reid**, Louisville, Sr., F; **Skylar Diggins**, Notre Dame, Jr., G; **Kayla Alexander**, Syracuse, Jr., C
Dec. 5 - **Bria Hartley**, Connecticut, So., G; **Anna Martin**, DePaul, Jr., G; **Sugar Rodgers**, Georgetown, Jr., G; **Teya Wright**, Providence, R-Sr., F; **Monique Oliver**, Rutgers, Jr., F/C
Dec. 12 - **Antonita Slaughter**, Louisville, So., G; **Monique Oliver**, Rutgers, Jr., F/C; **Eugeneia McPherson**, St. John's, Jr., G; **Laura Sweeney**, Villanova, Jr., F; **Ayana Dunning**, West Virginia, R-Jr., C
Dec. 19 - **Bria Hartley**, Connecticut, So., G; **Becky Burke**, Louisville, Sr., G; **April Sykes**, Rutgers, Sr., G/F; **Eugeneia McPherson**, St. John's Jr., G; **Jasmine Crew**, Seton Hall, Sr., G
Dec. 26 - **Anna Martin**, DePaul, Jr., G; **Shoni Schimmel**, Louisville, So., G; **Katherine Plouffe**, Marquette, So., F; **Rachel Barnes**, Providence, Sr., G/F; **Taylor Palmer**, West Virginia, So., G
Jan. 2 - **Tiffany Hayes**, Connecticut, Sr., G; **Anna Martin**, DePaul, Jr., G; **Skylar Diggins**, Notre Dame, Jr., G; **Monique Oliver**, Rutgers, Jr., F/C; **Iasia Hemingway**, Syracuse, Sr., F
Jan. 9 - **Bria Hartley**, Connecticut, So., G; **April Sykes**, Rutgers, Sr., G/F; **Shenneika Smith**, St. John's, Jr., G; **Iasia Hemingway**, Syracuse, Sr., F; **Asya Bussie**, West Virginia, Jr., C
Jan. 16 - **Sugar Rodgers**, Georgetown, Jr., G; **Katherine Plouffe**, Marquette, So., F; **Natalie Novosel**, Notre Dame, Sr., G; **Shenneika Smith**, St. John's, Sr., G/F
Jan. 23 - **Sugar Rodgers**, Georgetown, Jr., G; **Eugeneia McPherson**, St. John's Jr., G; **Khadijah Rushdan**, Rutgers, R-Sr., G; **Jasmine Wynne**, USF, Sr., G; **Kayla Alexander**, Syracuse, Jr., C
Jan. 30 - **Bjonee Reaves**, Cincinnati, Sr., G; **Anna Martin**, DePaul, Jr., G; **Tia Magee**, Georgetown, Jr., F; **Skylar Diggins**, Notre Dame, Jr., G; **Devereaux Peters**, Notre Dame, Gr., F
Feb. 6 - **Dayeesha Hollins**, Cincinnati, So., G; **Katherine Harry**, DePaul, Jr., F; **Sugar Rodgers**, Georgetown, Jr., G; **Natalie Achonwa**, Notre Dame, So., F; **Da'Shena Stevens**, St. John's, Sr., F
Feb. 13 - **Chanel Chisolm**, Cincinnati, So., G/F; **Anna Martin**, DePaul, Jr., G; **Shoni Schimmel**, Louisville, So., G; **Skylar Diggins**, Notre Dame, Jr., G; **Da'Shena Stevens**, St. John's Sr., F
Feb. 20 - **Anna Martin**, DePaul, Jr., G; **Sugar Rodgers**, Georgetown, Jr., G; **Shoni Schimmel**, Louisville, So., G; **Devereaux Peters**, Notre Dame, Gr., G; **Kayla Alexander**, Syracuse, Jr., C
Feb. 28 - **Anna Martin**, DePaul, Jr., G; **Khadijah Rushdan**, Rutgers, R-Sr., G; **Da'Shena Stevens**, St. John's, Sr., F; **Jasmine Crew**, Seton Hall, Sr., G; **Jasmine Wynne**, USF, Sr., G

ACTIVE CAREER PLAYERS OF THE WEEK

Name	2011-12	Career
Skylar Diggins, Notre Dame	3	4
Sugar Rodgers, Georgetown	3	4
Aysa Bussie, West Virginia	1	1
Jasmine Crew, Seton Hall	1	1
Anna Martin, DePaul	1	1
Tiffany Hayes, Connecticut	1	1
Iasia Hemingway, Syracuse	1	1
Nadirah McKenith, St. John's	1	1
Natalie Novosel, Notre Dame	1	1
Devereaux Peters, Notre Dame	1	1
Laura Sweeney, Villanova	1	1
Kayla Alexander, Syracuse	0	3
Keisha Hampton, DePaul	0	1
Monique Reid, Louisville	0	1

ALL-TIME WEEKLY POW RECORDS - BY SCHOOL

School	Player	Freshman	Total
Connecticut	98	99	197
Notre Dame	44	31	75
Providence	35	34	69
Georgetown	28	31	59
Syracuse	30	27	57
Villanova	36	21	57
Seton Hall	23	28	51
St. John's	23	23	46
Pittsburgh	24	20	44
Rutgers	21	21	42
West Virginia	18	14	31
Louisville	13	8	21
DePaul	8	3	11
USF	7	0	7
Marquette	2	5	7
Cincinnati	1	5	6

PRESEASON ALL-BIG EAST AWARDS

Preseason Player of the Year

Skylar Diggins, Notre Dame

Preseason Freshman of the Year

Kaleena Mosqueda-Lewis, Connecticut

Preseason All-BIG EAST Team[^]

Bria Hartley, Connecticut
 Tiffany Hayes, Connecticut
 *Keisha Hampton, DePaul
 *Sugar Rodgers, Georgetown
 Monique Reid, Louisville
 Shoni Schimmel, Louisville
 Natalie Novosel, Notre Dame
 Devereaux Peters, Notre Dame
 Shenneika Smith, St. John's
 Da'Shena Stevens, St. John's
 Kayla Alexander, Syracuse

Preseason All-BIG EAST Honorable Mention

Stefanie Dolson, Connecticut
 Khadijah Rusdan, Rutgers
 April Sykes, Rutgers
 Andrea Smith, USF

* - unanimous selections

[^] - additional member added due to voting tie



2011-12 BIG EAST WOMEN'S BASKETBALL REPORT



CINCINNATI BEARCATS

16-16 Overall (8-7 Home; 5-8 Away; 3-1 Neutral)
6-10 BIG EAST (2-6 Home; 4-4 Away)

NOVEMBER					
Fri. 11	IPFW	W, 74-42	523	Chisholm (19)	
Wed. 16	Dayton	W, 75-64	645	Reaves (25)	
Fri. 18	Evansville	W, 64-34	738	Reaves (18)	
Thu. 24	Cancun Challenge (Cancun, Mexico)				
	vs. South Dakota State	W, 55-22	136	Reaves (19)	
Fri. 25	Cancun Challenge (Cancun, Mexico)				
	vs. Chattanooga	W, 51-50	213	Hollins (20)	
DECEMBER					
Thu. 1	Morgan State	W, 64-60	568	Cook (20)	
Sun. 4	at Xavier	L, 60-69	6,479	Hollins (19)	
Sat. 10	at Marshall	L, 47-55	2,242	Hollins (17)	
Wed. 14	LOUISVILLE	L, 59-64	842	Reaves (18)	
Sat. 17	at Miami (Ohio)	L, 69-74	374	Reaves (25)	
Mon. 19	Indianapolis	L, 43-50	354	Reaves (18)	FSOhio
Thu. 22	Longwood	W, 70-54	491	Chisholm (22)	
Wed. 28	Hilton Garden Inn Hokie Classic (Blacksburg, Va.)				
	at Virginia Tech	W, 66-55	3,019	Hollins (26)	
Thu. 29	Hilton Garden Inn Hokie Classic (Blacksburg, Va.)				
	vs. High Point	W, 62-40	n/a	Reaves, Hollins (14)	
JANUARY					
Tue. 3	USF	L, 55-58	455	Hollins (22)	FS Ohio
Sat. 7	at 10/10 RUTGERS	L, 47-58	2,508	Reaves (15)	BETV
Sat. 14	2/2 NOTRE DAME			2,906	Hollins (14)
Thu. 19	at 3/3 CONNECTICUT (GP)	L, 37-80	6,317	Hollins (18)	
Sat. 21	ST. JOHN'S	L, 34-51	426	Randolph (10)	
Tue. 24	at VILLANOVA	L, 53-62	517	Reaves (20)	
Sat. 28	at SYRACUSE	W, 55-54	817	Cook (14)	
FEBRUARY					
Wed. 1	at MARQUETTE	W, 64-52	1,352	Hollins (22)	
Sat. 4	17/15 GEORGETOWN	L, 54-65	646	Reaves, Hollins (17)	
Tue. 7	at PROVIDENCE	W, 60-56	203	Chisholm (17)	
Sat. 11	PITTSBURGH	W, 62-57	1,325	Reaves (19)	
Sat. 18	at SETON HALL	W, 54-48	671	Hollins (16)	
Tue. 21	MARQUETTE	W, 60-46	510	Reaves (15)	
Sat. 25	WEST VIRGINIA	L, 62-66	804	Reaves (22)	
Mon. 27	at 21/18 DE PAUL	L, 51-73	2,723	Randolph (14)	
MARCH					
Fri. 2	BIG EAST Championship, XL Center (Hartford, Conn.)				
	vs. No. 14 seed Marquette	L, 51-54	8,071	Reaves (15)	BIGEAST.tv
Fri. 16	Duquesne	W, 68-63 (OT)	609	Hollins (23)	
Mon. 19	at Toledo	L, 51-72	2,120	Hollins (17)	

GP - Gampel Pavilion
BIG EAST games in all CAPS



CONNECTICUT HUSKIES

33-5 Overall (19-2 Home; 10-2 Away; 4-1 Neutral)
13-3 BIG EAST (6-2 Home; 6-1 Away)

NOVEMBER					
Sun. 13	Holy Cross (GP)	W, 77-37	6,548	Hartley (17)	CPTV
Tue. 15	Pacific (GP)	W, 112-53	6,067	Mosqueda-Lewis (25)	CPTV
Mon. 21	3/5 Stanford (XL)	W, 68-58	13,771	Mosqueda-Lewis (25)	ESPNU
Fri. 25	World Vision Classic (Storrs, Conn.)				
	Fairleigh Dickinson (GP)	W, 74-28	6,047	Banks (17)	CPTV
Sat. 26	World Vision Classic (Storrs, Conn.)				
	Buffalo (GP)	W, 90-34	6,156	Hayes (30)	CPTV
Sun. 27	World Vision Classic (Storrs, Conn.)				
	Dayton (GP)	W, 78-38	6,486	Mosqueda-Lewis (23)	CPTV
	Towson (XL)	W, 92-31	7,703	Hartley (24)	CPTV
DECEMBER					
Tue. 6	Jimmy V Classic				
	8/7 Texas A&M (XL)	W, 81-51	12,623	Mosqueda-Lewis, Hayes (14)	ESPN2
Fri. 9	at SETON HALL	W, 70-37	2,600 (s)	Mosqueda-Lewis, Hayes, Doty (15)	CPTV
Sun. 18	at 1/1 Baylor	L, 61-66	10,627 (s)	Hartley (25)	ESPN
Wed. 21	at College of Charleston	W, 72-24	3,868	Hartley (15)	CPTV
Thu. 29	Fairfield (GP)	W, 93-40	8,106	Hayes (23)	CPTV
JANUARY					
Wed. 4	WEST VIRGINIA (XL)	W, 79-60	10,130	Hartley (18)	CPTV
Sat. 7	at 3/3 NOTRE DAME	L, 67-74 (OT)	9,149 (s)	Hartley (25)	CBS
Tue. 10	PROVIDENCE (XL)	W, 96-35	8,381	Hayes, Hartley (19)	CPTV
Sat. 14	VILLANOVA	W, 72-49	3,206	Hayes (22)	CPTV
Mon. 16	22/21 North Carolina (GP)	W, 86-35	9,221	Hartley (17)	ESPN2
Thu. 19	CINCINNATI (GP)	W, 80-37	6,317	Hayes (17)	CPTV
Sat. 21	at 21/19 DE PAUL	W, 88-44	4,001 (s)	Mosqueda-Lewis (25)	CPTV
Wed. 25	at SYRACUSE	W, 95-54	4,357	Hayes (35)	CPTV
Sat. 28	USF (XL)	W, 77-62	13,627	Hayes (33)	CPTV
Mon. 30	at 5/5 Duke	W, 61-45	8,033	Hartley (15)	ESPN2
FEBRUARY					
Sat. 4	13/14 RUTGERS (GP)	W, 66-34	9,882	Dolson (16)	CPTV
Tue. 7	at 20/17 LOUISVILLE	W, 56-46	16,483	Doty (15)	CBS SN
Sat. 11	14/13 GEORGETOWN (GP)	W, 80-38	10,167 (s)	Mosqueda-Lewis (23)	CPTV
Mon. 13	at Oklahoma	W, 73-55	7,954	Hayes (23)	ESPN2
Sat. 18	RV/RV ST. JOHN'S (GP)	L, 56-57	9,522	Mosqueda-Lewis (12)	CPTV
Tue. 21	at PITTSBURGH	W, 86-37	2,095	Mosqueda-Lewis (23)	CPTV
Sat. 25	at MARQUETTE	W, 85-45	3,609	Mosqueda-Lewis (27)	CPTV
Mon. 28	3/3 NOTRE DAME (XL)	L, 59-72	15,132	Hayes (22)	ESPN2
MARCH					
Sun. 4	BIG EAST Championship, XL Center (Hartford, Conn.)				
	No. 6 seed Rutgers	W, 49-34	8,661	Mosqueda-Lewis (17)	ESPN
Mon. 5	No. 2 seed St. John's	W, 74-43	8,731	Dolson (23)	ESPN
Tues. 6	No. 1 seed Notre Dame	W, 63-54	9,227	Mosqueda-Lewis (19)	ESPN2
NCAA Championship					
Sat. 17	vs. No. 16 seed Prairie View ^A	W, 83-47	4,653	Mosqueda-Lewis (21)	ESPN2
Mon. 19	vs. No. 8 seed Kansas State ^A	W, 72-26	4,372	Hartley (18)	ESPN2
Sun. 25	vs. No. 4 seed Penn State ^A	W, 77-59	6,031	Hartley (20)	ESPN2
Tues. 27	vs. No. 2 seed Kentucky ^A	W, 80-65	5,184	Hayes (22)	ESPN2
APRIL					
Sun. 1	vs. No. 1 seed Notre Dame [*]	L, 75-83 (OT)	19,028 (s)	Dolson (20)	ESPN

^A - Bridgeport, Conn. & - Kingston, R.I., * - Denver, Colo. GP - Gampel Pavilion (Storrs, Conn.); XL - XL Center (Hartford, Conn.)
CPTV - Connecticut Public Television



DEPAUL BLUE DEMONS

23-11 Overall (14-3 Home; 7-5 Away; 2-3 Neutral)
9-7 BIG EAST (6-2 Home; 3-5 Away)

NOVEMBER					
Fri. 11	Maggie Dixon Classic (Chicago, Ill.)				
	St. Mary's	W, 96-68	2,705	Martin (17)	
Sat. 12	Maggie Dixon Classic (Chicago, Ill.)				
	Samford	W, 86-57	2,312	Hampton (20)	
Fri. 18	Jack-in-the-Box Rainbow Wahine Classic (Honolulu, Hawaii)				
	San Diego State	L, 74-82	n/a	Hampton (27)	
Sat. 19	Jack-in-the-Box Rainbow Wahine Classic (Honolulu, Hawaii)				
	Portland	W, 99-64	n/a	Martin (29)	
Sun. 20	Jack-in-the-Box Rainbow Wahine Classic (Honolulu, Hawaii)				
	at Hawaii	W, 90-65	n/a	Martin (22)	
Sun. 27	at Northwestern	W, 88-72	1,264	Hampton (32)	
DECEMBER					
Sat. 3	Loyola-Chicago	W, 70-65	2,385	Martin (27)	
Wed. 7	ST. JOHN'S	W, 69-52	4,001 (s)	Hampton (21)	
Fri. 9	SIUE	W, 75-65	2,205	Martin, Hrynko (15)	
Sun. 11	Maggie Dixon Classic (New York, N.Y.)				
	7/8 Tennessee (MSG)	L, 61-84	5,486	Penny (16)	ESPNU
Tue. 13	at Princeton	W, 78-67	744	Hampton (23)	
Fri. 16	Arizona State	W, 73-55	2,312	Hrynko (25)	
Mon. 19	at Illinois State	W, 73-54	1,249	Penny, Martin (20)	
Thu. 22	Southern Illinois	W, 93-67	2,431	Martin (21)	
Sat. 31	Northern Illinois	W, 65-46	2,805	Martin (30)	
JANUARY					
Tue. 3	at 15/16 GEORGETOWN	W, 59-50	431	Hrynko (17)	
Sat. 7	at PROVIDENCE	L, 52-60	321	Martin (17)	
Sat. 14	PITTSBURGH	W, 86-83	3,451	Martin (29)	
Tue. 17	at USF	L, 63-66 (OT)	626	Martin (23)	BHSN
Sat. 21	at 3/3 CONNECTICUT	L, 44-88	4,001 (s)	Hrynko (18)	
Tue. 24	11/8 RUTGERS	L, 64-65	1,463	Martin (26)	CBS SN
Sat. 28	at SETON HALL	W, 71-59	481	Penny (19)	
Tue. 31	14/12 LOUISVILLE	W, 86-61	2,378	Martin (19)	CBS SN
FEBRUARY					
Sun. 5	at 2/2 NOTRE DAME	L, 70-90	9,149 (s)	Penny (24)	ESPNU
Wed. 8	VILLANOVA	W, 79-73	2,605	Martin (24)	
Sun. 12	MARQUETTE	W, 71-59	4,001 (s)	Martin (19)	ESPNU
Sat. 18	RV/RV WEST VIRGINIA	W, 77-63	6,516	Hrynko (21)	(s)
Tue. 21	at SYRACUSE	L, 65-81	2,711	Martin (18)	CBS SN
Sat. 25	at 16/17 LOUISVILLE	L, 62-75	10,454	Martin (18)	BETV
Mon. 27	CINCINNATI	W, 73-51	2,723	Martin (36)	
MARCH					
Sat. 3	BIG EAST Championship, XL Center (Hartford, Conn.)				
	vs. No. 9 seed USF	W, 76-62	8,081	Martin (33)	BETV
Sun. 4	vs. No. 1 seed Notre Dame	L, 54-69	8,362	Harry (14)	ESPNU
Sat. 17	No. 10 seed BYU ^A	W, 59-55	4,161	Martin (17)	ESPN2
Mon. 19	No. 2 seed Tennessee ^A	L, 48-63	2,866	Martin (20)	ESPN2

^A - Chicago, Ill.
MSG - Madison Square Garden
BIG EAST games in all CAPS



GEORGETOWN HOYAS

23-9 Overall (10-4 Home; 10-3 Away; 3-2 Neutral)
11-5 BIG EAST (4-4 Home; 7-1 Away)

NOVEMBER					
Fri. 11	Longwood	W, 56-45	673	Rodgers (13)	
Sun. 13	at 11/10 Maryland	L, 53-72	4,084	Magee (17)	
Wed. 16	at 20/21 LSU	L, 40-51	4,599	Magee (12)	
Sat. 19	Houston	W, 66-36	403	Magee (15)	
Mon. 21	Monmouth	W, 64-44	339	Magee, Wright, Brown (13)	
Sat. 26	Lady Rebel Roundup (Las Vegas, Nev.)				
	10/10 Georgia	W, 64-56	n/a	Rodgers (23)	
Sun. 27	Lady Rebel Roundup (Las Vegas, Nev.)				
	UNLV	W, 64-45	660	Rodgers (16)	
Wed. 30	at Coppin State	W, 70-54	579	Rodgers (26)	
DECEMBER					
Sun. 4	Rider	W, 58-51	447	Rodgers (21)	
Wed. 7	at PITTSBURGH	W, 82-54	1,750	Rodgers (28)	
Sun. 11	George Washington	W, 59-50	883	Rodgers (18)	
Wed. 21	7/7 Miami	W, 71-46	671	Rodgers (24)	
Thu. 29	35th Annual Blue Sky Classic (Hanover, N.H.)				
	Vermont	W, 65-53	n/a	Rodgers (34)	
Fri. 30	35th Annual Blue Sky Classic (Hanover, N.H.)				
	Dartmouth	W, 77-38	997	Rodgers (39)	
JANUARY					
Tue. 3	20/18 DE PAUL	L, 50-59	431	Rodgers (28)	
Sat. 7	USF	W, 66-56	743	Magee, Crawford, Rodgers (13)	BHSN
Tue. 10	2/2 NOTRE DAME	L, 60-80	2,119	Rodgers (12)	CBS SN
Sun. 15	SYRACUSE	W, 69-42	1,741	Rodgers (23)	ESPNU
Tue. 17	at MARQUETTE	W, 67-39	1,337	Rodgers (18)	CBS SN
Sun. 22	18/15 LOUISVILLE	L, 61-64	1,289	Rodgers (24)	ESPN2
Tue. 24	at WEST VIRGINIA	W, 64-54	1,038	Magee, Rodgers (17)	
Sun. 29	11/8 RUTGERS	W, 54-36	2,211	Magee (21)	ESPNU
FEBRUARY					
Sat. 4	at CINCINNATI	W, 65-54	646	Rodgers (19)	
Wed. 8	SETON HALL	W, 56-51	547	Rodgers (23)	
Sat. 11	at 3/3 CONNECTICUT (GP)	L, 38-80	10,167 (s)	Wright, Rodgers (10)	BETV
Tue. 14	at VILLANOVA	W, 60-54	477	Rodgers (19)	
Sat. 18	PROVIDENCE	W, 66-39	1,421	Magee (17)	
Sat. 25	at SYRACUSE	W, 65-62	1,579	Rodgers (21)	
Mon. 27	20/25 ST. JOHN'S	L, 45-54	307	Rodgers (13)	
MARCH					
Sun. 4	BIG EAST Championship, XL Center (Hartford, Conn.)				
	vs. No. 5 seed West Virginia	L, 32-39	8,362	Rodgers (14)	ESPNU
NCAA Championship					
Sun. 18	vs. No. 12 seed Fresno St. ^A	W, 61-56	1,139	Magee (17)	ESPN2
Tues. 20	vs. No. 4 seed Georgia Tech ^A	L, 64-76	707	Rodgers (14)	ESPN2



2011-12 BIG EAST WOMEN'S BASKETBALL REPORT



LOUISVILLE CARDINALS

23-10 Overall (11-2 Home; 10-7 Away; 2-1 Neutral)
10-6 BIG EAST (6-2 Home; 4-3 Away)

NOVEMBER					
Sun. 13	at Missouri State	W, 73-64	3,802	Warren (18)	
Tue. 15	at 6/6 Texas A&M	L, 58-76	ESPNU 6,943	Smith (20)	
Thu. 17	at Eastern Kentucky	W, 77-53	2,800	Warren (15)	
Sun. 20	Xavier	W, 62-44	11,898	Burke (13)	
Tue. 22	Austin Peay	W, 78-60	12,736	Reid (18)	
Fri. 25	Florida State Tournament				
	at RV/24 Florida State	W, 85-76	2,487	S. Schimmel (25)	
Sat. 26	Florida State Tournament				
	at Florida A&M	W, 86-66	577	Reid (22)	
Tue. 29	Murray State	W, 105-62	8,112	Reid (18)	
DECEMBER					
Sun. 4	at 12/11 Kentucky	L, 54-74	FSNS 7,951	S. Schimmel (17)	
Sat. 10	Gardner-Webb	W, 92-27	8,453	Slaughter (23)	
Wed. 14	at CINCINNATI	W, 64-59	842	S. Schimmel (16)	
Thu. 17	at Portland	W, 71-42	3,211	Burke (17)	
Mon. 19	at Washington State	W, 75-71	2,019	Dyer (16)	
Wed. 28	UT-Martin	W, 70-57	10,284	S. Schimmel (16)	
JANUARY					
Tue. 3	MARQUETTE	W, 70-53	8,203	S. Schimmel (17)	
Sun. 8	at ST. JOHN'S	L, 64-72	ESPNU 652	Burke (19)	
Wed. 11	USF	W, 63-57	7,987	S. Schimmel (16)	
Sat. 14	at 8/9 RUTGERS	L, 68-71 (OT)	3,191	Dyer (16)	
Wed. 18	PROVIDENCE	W, 64-48	7,987	Smith (12)	
Sun. 22	at 19/17 GEORGETOWN	W, 64-61	ESPNU 1,289	S. Schimmel (19)	
Sat. 28	VILLANOVA	W, 62-58	10,680	S. Schimmel (18)	
Tue. 31	at RV/23 DE PAUL	L, 61-86	CBS SN 2,378	S. Schimmel, Warren (14)	
FEBRUARY					
Sat. 4	at WEST VIRGINIA	L, 50-66	4,537	Bussie (18)	
Tue. 7	3/3 CONNECTICUT	L, 46-56	CBS SN 16,483	S. Schimmel (20)	
Sat. 11	SYRACUSE	W, 89-62	12,375	Burke (28)	
Tue. 14	at PITTSBURGH	W, 71-66 (OT)	1,555	S. Schimmel (16)	
Mon. 20	4/4 NOTRE DAME	L, 52-68	ESPNU 13,054	Slaughter (12)	
Sat. 25	21/18 DE PAUL	W, 75-62	BETV 10,454	Burke (20)	
Mon. 27	at SETON HALL	W, 63-53	533	Dyer (22)	
MARCH					
Sat. 3	vs. No. 10 seed Villanova	W, 63-47	BETV 8,148	S. Schimmel (20)	
Sun. 4	vs. No. 2 seed St. John's	L, 61-68 (OT)	BETV 8,661	S. Schimmel, Slaughter (16)	
NCAA Championship					
Sat. 17	vs. No. 10 seed Michigan St. [^]	W, 67-55	ESPNU 5,624	Burke (14)	
Mon. 19	at No. 2 seed Maryland [^]	L, 68-72	ESPNU 4,857	S. Schimmel (22)	

[^] - College Park, Md.
BIG EAST games in all CAPS



MARQUETTE GOLDEN EAGLES

14-17 Overall (10-6 Home; 2-8 Away; 2-3 Neutral)
4-12 BIG EAST (4-4 Home; 0-7 Away)

NOVEMBER					
Sat. 12	Mississippi Valley State	W, 69-61	1,378	Plouffe (17)	
Tue. 15	Wisconsin	W, 54-52	1,410	Simmons (23)	
Sat. 19	Georgia Tech	L, 63-74	1,686	Simmons (22)	
Thu. 24	Paradise Jam (St. Thomas, U.S. Virgin Islands)				
	Washington State	L, 52-65	1,922	Butler (13)	
Fri. 25	Paradise Jam (St. Thomas, U.S. Virgin Islands)				
	Prairie View A&M	W, 71-51	n/a	Plouffe (22)	
Sat. 26	Paradise Jam (St. Thomas, U.S. Virgin Islands)				
	Michigan	L, 51-71	1,865	Simmons (14)	
Tue. 29	New Orleans	W, 96-35	1,009	Ojulu (21)	
DECEMBER					
Fri. 2	at 23/17 Green Bay	L, 50-66	2,911	Plouffe (15)	
Sun. 4	Arkansas-Pine Bluff	W, 84-36	1,185	Morse (19)	
Wed. 7	at 3/3 NOTRE DAME	L, 42-95	8,450	Simmons (14)	
Sat. 10	Iona	W, 93-44	1,155	Plouffe (20)	
Mon. 19	South Dakota State	W, 59-51	1,137	Plouffe (20)	
Wed. 21	Vermont	W, 71-60	4,000 (s)	Ojulu (25)	
Sat. 31	at Toledo	W, 69-60	3,725	Morse (14)	
JANUARY					
Tue. 3	at 14/12 LOUISVILLE	L, 53-70	8,203	Simmons (17)	
Sat. 7	SETON HALL	W, 69-60	1,605	Plouffe (20)	
Tue. 10	VILLANOVA	W, 51-50	CBS SN 1,104	Plouffe (16)	
Sun. 15	at ST. JOHN'S (MSG)	W, 63-55	2,900	Plouffe (18)	
Tue. 17	19/17 GEORGETOWN	L, 39-67	CBS SN 1,337	Simmons (11)	
Sat. 21	PROVIDENCE	L, 50-52	1,815	Plouffe (16)	
Sat. 28	at WEST VIRGINIA	L, 32-53	2,515	Plouffe (9)	
FEBRUARY					
Wed. 1	CINCINNATI	L, 52-64	1,352	Plouffe (13)	
Sat. 4	PITTSBURGH	W, 72-48	2,273	Morse (24)	
Sun. 12	at RV/22 DE PAUL	L, 59-71	ESPNU 4,001 (s)	Plouffe (22)	
Tue. 14	USF	L, 48-61	CBS SN 1,306	Morse (20)	
Sat. 18	at SYRACUSE	L, 63-79	BETV 892	Morse (20)	
Tue. 21	at CINCINNATI	L, 46-60	510	Butler (12)	
Sat. 25	4/4 CONNECTICUT	L, 45-85	3,609	Plouffe (16)	
Mon. 27	at 24/20 RUTGERS	L, 58-69	1,768	Morse (19)	
MARCH					
Fri. 2	vs. No. 11 seed Cincinnati	W, 54-51	BIGEAST.tv 8,071	Young (17)	
Sat. 3	vs. No. 6 seed Rutgers	L, 43-52	BETV 8,148	Plouffe (15)	

MSG - Madison Square Garden
BIG EAST games in all CAPS



NOTRE DAME FIGHTING IRISH

35-4 Overall (17-1 Home; 11-2 Away; 7-1 Neutral)
15-1 BIG EAST (7-1 Home; 7-0 Away)

NOVEMBER					
Fri. 11	Preseason WNIT				
	Akron	W, 81-61	8,516	Diggins (21)	
Sun. 13	Preseason WNIT				
	Indiana State	W, 99-34	8,157	McBride (16)	
Thurs. 17	Preseason WNIT				
	Hartford	W, 98-43	8,292	Diggins (22)	
Sun. 20	Preseason WNIT				
	at 1/1 Baylor	L, 81-94	CBS SN 9,477	Novosel (28)	
Fri. 25	Junkanoo Jam (Freeport, Bahamas)				
	USC	W, 80-58	271	Diggins (22)	
Sat. 26	Junkanoo Jam (Freeport, Bahamas)				
	7/6 Duke	W, 56-54	435	Diggins (19)	
DECEMBER					
Fri. 2	Pennsylvania	W, 69-38	8,463	Peters (16)	
Sun. 4	at Creighton	W, 76-48	1,312	Achonwa (20)	
Wed. 7	MARQUETTE	W, 95-42	8,450	McBride (19)	
Sat. 10	at 12/14 Purdue	W, 66-38	8,992	Novosel (17)	
Sun. 18	8/7 Kentucky	W, 92-83	ESPNU 9,149 (s)	Novosel (23)	
Tue. 20	Central Florida	W, 90-38	8,766	Diggins (14)	
Wed. 28	Longwood	W, 92-26	9,149 (s)	Peters (19)	
Fri. 30	at Mercer	W, 128-42	2,387	Wright (24)	
JANUARY					
Wed. 4	at SETON HALL	W, 74-36	637	Diggins, McBride (14)	
Sat. 7	2/2 CONNECTICUT	W, 74-67 (OT)	ESPNU 9,149 (s)	Diggins (22)	
Tue. 10	at 18/17 GEORGETOWN	W, 80-60	CBS SN 2,119	Diggins (22)	
Sat. 14	at CINCINNATI	W, 76-50	2,906	Novosel (21)	
Tue. 17	PITTSBURGH	W, 120-44	8,600	Peters (20)	
Sat. 21	VILLANOVA	W, 76-43	9,149 (s)	Diggins (20)	
Mon. 23	7/9 Tennessee	W, 72-44	ESPNU 9,149 (s)	Diggins (27)	
Sat. 28	at ST. JOHN'S	W, 71-56	BETV 1,808	Diggins (24)	
Fri. 31	at 13/14 RUTGERS	W, 71-41	CBS SN 3,530	Diggins (18)	
FEBRUARY					
Sun. 5	at RV/23 DE PAUL	W, 90-70	ESPNU 9,149 (s)	Novosel (21)	
Tue. 7	SYRACUSE	W, 74-55	998	Peters (21)	
Sun. 12	RV/RV WEST VIRGINIA	L, 63-65	ESPNU 9,149 (s)	Diggins (32)	
Tue. 14	PROVIDENCE	W, 66-47	8,543	Diggins, Peters (19)	
Mon. 20	at 16/16 LOUISVILLE	W, 68-52	ESPNU 13,054	Diggins (21)	
Sat. 25	USF	W, 80-68	9,149 (s)	Novosel (32)	
Mon. 27	at 4/4 CONNECTICUT (XL)	W, 72-59	ESPNU 15,132	Novosel (21)	
MARCH					
Sun. 4	vs. No. 8 seed DePaul	W, 69-54	ESPNU 8,362	Peters, Novosel (16)	
Mon. 5	vs. No. 5 seed West Virginia	W, 73-45	ESPNU 8,731	Novosel (18)	
Tues. 6	at No. 3 seed Connecticut	L, 54-63	ESPNU 9,227	Diggins (16)	
NCAA Championship					
Sun. 18	No. 16 seed Liberty [^]	W, 74-43	ESPNU 6,777	McBride (15)	
Tues. 20	No. 8 seed California [^]	W, 73-62	ESPNU 6,519	Novosel (28)	
Sun. 25	vs. No. 5 seed St. Bonaventure &	W, 79-35	ESPNU 3,108	Novosel (16)	
Tues. 27	vs. No. 2 seed Maryland &	W, 80-49	ESPNU 2,621	Diggins (22)	
APRIL					
Sun. 1	vs. No. 1 seed Connecticut [*]	W, 83-75 (OT)	ESPNU 19,028 (s)	Novosel (20)	
Tues. 3	vs. No. 1 seed Baylor [*]	L, 61-80	ESPNU 19,028 (s)	Diggins (20)	

[^] - Notre Dame, Ind., & - Raleigh, N.C., * - Denver, Colo.
XL - XL Center; BIG EAST games in all CAPS



PITTSBURGH PANTHERS

8-22 Overall (6-11 Home; 0-10 Away; 2-1 Neutral)
0-16 BIG EAST (0-8 Home; 0-8 Away)

NOVEMBER					
Sat. 12	Hampton	L, 37-60	1,637	Logan (12)	
Tue. 15	St. Francis (Pa.)	W, 78-50	1,537	Anderson (29)	
Fri. 18	Loyola (Md.)	W, 65-59	5,031	Davis (17)	
Sun. 20	Central Michigan	W, 77-70	1,491	Davis (26)	
Sat. 26	Drexel	L, 50-71	1,580	Davis (19)	
Tue. 29	Mount St. Mary's	W, 58-45	1,530	Anderson (13)	
DECEMBER					
Fri. 2	at High Point	L, 75-82	908	Kiesel (23)	
Sun. 4	at 7/6 Duke	L, 43-96	4,428	Kiesel (12)	
Wed. 7	19/20 GEORGETOWN	L, 54-82	1,750	Logan (15)	
Sat. 10	Valparaiso	W, 65-56	1,542	Davis (17)	
Tue. 20	Caribbean Classic (Cancun, Mexico)				
	Indiana	W, 77-72 (OT)	250	Kiesel (23)	
Wed. 21	Caribbean Classic (Cancun, Mexico)				
	Michigan State	W, 64-54	225	Kiesel (16)	
Wed. 28	Duquesne	L, 57-70	2,264	Anderson (16)	
Sat. 31	Lafayette	W, 74-69 (OT)	1,531	Kiesel (15)	
JANUARY					
Tue. 3	at VILLANOVA	L, 62-70	437	Kiesel (26)	
Sat. 7	SYRACUSE	L, 60-83	1,738	Anderson (14)	
Tue. 10	8/9 RUTGERS	L, 39-63	1,009	Logan (10)	
Sat. 14	at 21/19 DE PAUL	L, 83-86	3,451	Dowd (23)	
Tue. 17	at 2/2 NOTRE DAME	L, 44-120	8,600	Anderson (14)	
Sat. 21	WEST VIRGINIA	L, 43-54	BETV 2,868	Anderson (16)	
Sat. 28	at PROVIDENCE	L, 50-66	403	Kiesel (17)	
Tue. 31	ST. JOHN'S	L, 51-66	1,726	Anderson (19)	
FEBRUARY					
Sat. 4	at MARQUETTE	L, 48-72	2,273	Anderson (13)	
Sat. 11	at CINCINNATI	L, 57-62	1,325	Anderson (15)	
Tue. 14	20/19 LOUISVILLE	L, 66-71 (OT)	1,555	Kiesel, Anderson (22)	
Sat. 18	at USF	L, 50-62	679	Kiesel (13)	
Tue. 21	4/4 CONNECTICUT	L, 37-86	2,095	Kiesel (15)	
Sat. 25	SETON HALL	L, 39-63	2,814	Anderson (11)	
Mon. 27	at RV/RV WEST VIRGINIA	L, 42-60	CBS SN 2,362	Kiesel (21)	
MARCH					
Fri. 2	vs. No. 9 seed USF	L, 59-60	BIGEAST.tv 7,910	Kiesel (24)	

BIG EAST games in all CAPS





2011-12 BIG EAST WOMEN'S BASKETBALL REPORT



PROVIDENCE FRIARS

13-17 Overall (8-6 Home; 4-10 Away; 1-1 Neutral)
5-11 BIG EAST (4-4 Home; 1-7 Away)

Date	Matchup	Score	Points	Rebounds	Assists	Key Player
Fri. 11	at Boston University	L, 65-62	475			Wright (21)
Mon. 14	Virginia	L, 38-55	270			Wright, Roberts (10)
Wed. 16	at Rhode Island	L, 43-52	373			Wright (12)
Fri. 18	Harvard	W, 71-60	241			Barnes (22)
Tue. 22	at Oakland	W, 51-50 (OT)	535			Wright (20)
Sat. 26	Dartmouth	W, 63-48	231			Barnes (13)
DECEMBER						
Sat. 3	vs. Brown BEAR Basketball Classic (Providence, R.I.)	W, 75-43	619			Wright (25)
Sun. 4	at Brown BEAR Basketball Classic (Providence, R.I.)	L, 57-70	626			Cropper (16)
Wed. 7	VILLANOVA	L, 42-69	290			Wright (17)
Fri. 9	at Massachusetts	W, 66-45	364			Wright (17)
Mon. 19	21/23 Delaware	L, 47-68	364			Cox Sports 187
Thu. 22	Clemson	W, 73-63	1,023			Barnes (17)
Wed. 28	at Akron	W, 78-65	444			Cropper (16)
Sat. 31	Hartford	W, 63-46	344			Roberts (18)
JANUARY						
Wed. 4	at ST. JOHN'S	L, 41-57	623			Barnes (15)
Sat. 7	20/18 DE PAUL	W, 60-52	321			Wright (19)
Tue. 10	at 3/3 CONNECTICUT (XL)	L, 35-96	8,381			Okafor (9)
Sat. 14	WEST VIRGINIA	W, 51-48	254			Barnes (19)
Wed. 18	at 18/15 LOUISVILLE	L, 48-64	7,987			Cropper (14)
Sat. 21	at MARQUETTE	W, 52-50	1,815			Wright (18)
Sat. 28	PITTSBURGH	W, 66-50	403			Barnes (15)
Tue. 31	SYRACUSE	W, 64-80	382			Wright (15)
FEBRUARY						
Sat. 4	at VILLANOVA	L, 53-59	1,017			Wright (21)
Tue. 7	CINCINNATI	L, 56-60	203			Cropper (14)
Sat. 11	SETON HALL	W, 62-47	603			Barnes (14)
Tue. 14	at 4/4 NOTRE DAME	L, 47-66	8,543			Barnes (16)
Sat. 18	at 15/14 GEORGETOWN	L, 39-66	1,421			Wright (7)
Sat. 25	24/20 RUTGERS	L, 47-68	503			Barnes (12)
Mon. 27	at USA	L, 56-64 (OT)	604			Roberts, Barnes (15)
MARCH	BIG EAST Championship, XL Center (Hartford, Conn.)					
Fri. 2	vs. No. 12 seed Syracuse	L, 47-57	7,910			Roberts (12)

BIG EAST games in all CAPS
Cox Sports - Local Cable in R.I./Conn.



RUTGERS SCARLET KNIGHTS

22-10 Overall (12-3 Home; 6-6 Away; 4-1 Neutral)
10-6 BIG EAST (6-2 Home; 4-4 Away)

Date	Matchup	Score	Points	Rebounds	Assists	Key Player
Sun. 13	California	W, 73-70	2,615			Oliver, Laney (18)
Wed. 16	Boston College	W, 74-58	1,819			Oliver, Rushdan (15)
Sat. 19	at La Salle	W, 61-48	890			Rushdan (20)
Tue. 22	Lehigh	W, 68-40	1,382			Rushdan (16)
Fri. 25	San Juan Shootout (San Juan, Puerto Rico)					
	RV/25 Georgia Tech	W, 59-40	n/a			Sykes (16)
Sat. 26	San Juan Shootout (San Juan, Puerto Rico)					
	Arizona State	W, 59-52	156			Sykes (14)
	Temple	W, 71-50	1,873			Sykes (19)
DECEMBER						
Fri. 2	vs. Florida	W, 63-49	581			Wheeler (15)
Mon. 5	at 9/9 Miami	L, 81-92 (2OT)	1,976			Oliver (23)
Thu. 8	Fordham	W, 68-48	1,551			Rushdan (16)
Tue. 13	6/8 Tennessee	L, 61-67	6,368			Sykes (27)
Sun. 18	Iona	W, 62-29	2,177			Sykes (18)
Fri. 30	at George Washington	W, 75-54	636			Oliver (23)
JANUARY						
Tue. 3	SYRACUSE	W, 55-44	1,391			Sykes (14)
Sat. 7	CINCINNATI	W, 58-47	2,508			Oliver (15)
Tue. 10	at PITTSBURGH	W, 63-39	1,009			Sykes (11)
Sat. 14	at 16/15 LOUISVILLE	W, 71-68 (OT)	3,191			Wheeler (23)
Tue. 17	at St. JOHN'S	L, 57-63	942			Rushdan (16)
Sat. 21	at USA	W, 72-66	1,022 (s)			Sykes (23)
Tue. 24	23/19 DE PAUL	W, 65-64	1,463			Rushdan (20)
Sun. 29	at 20/18 GEORGETOWN	L, 36-54	ESPNU 2,211			Sykes (13)
Tue. 31	2/2 NOTRE DAME	L, 41-71	CBS SN 3,530			Oliver (17)
FEBRUARY						
Sat. 4	at 3/3 CONNECTICUT (GP)	L, 34-66	9,882			Oliver (15)
Sun. 12	RV/RV ST. JOHN'S	L, 52-61	ESPNU 3,459			Rushdan (17)
Wed. 15	at RV/RV WEST VIRGINIA	L, 50-60	1,634			Oliver (14)
Sun. 18	at VILLANOVA	W, 61-52	1,323			Sykes (20)
Tue. 21	SETON HALL	W, 62-39	2,019			Sykes (17)
Sat. 25	at PROVIDENCE	W, 68-47	503			Rushdan (21)
Mon. 27	MARQUETTE	W, 69-58	1,768			Sykes (20)
MARCH	BIG EAST Championship, XL Center (Hartford, Conn.)					
Sat. 3	vs. No. 14 seed Marquette	W, 52-43	BETV 8,148			Oliver (23)
Sun. 4	at No. 3 seed Connecticut	L, 34-49	ESPNU 8,661			Wheeler (13)
NCAA Championship						
Sat. 18	vs. No. 11 seed Gonzaga ^A	L, 73-86	ESPNU 5,680			Wheeler (28)

^A - Spokane, Wash.
GP - Gampel Pavilion;
BIG EAST games in all CAPS



ST. JOHN'S RED STORM

24-10 Overall (13-3 Home; 8-4 Away; 3-3 Neutral)
13-3 BIG EAST (6-1 Home; 7-1 Away)

Date	Matchup	Score	Points	Rebounds	Assists	Key Player
Sat. 12	St. Bonaventure	L, 58-64	1,306			McPherson (14)
Wed. 16	La Salle	W, 66-45	687			McKenith (26)
Fri. 18	at Hofstra	L, 82-93	1,309			McPherson (22)
Tue. 22	Wagner	W, 54-34	553			Smith (16)
Fri. 25	Junkanoo Jam (Freeport, Bahamas)					
	Iowa	L, 52-60	258			Smith (18)
Sat. 26	Junkanoo Jam (Freeport, Bahamas)					
	Temple	W, 59-53	n/a			McKenith, McPherson (13)
Wed. 30	Howard	W, 63-48	1,009			McPherson (16)
DECEMBER						
Sun. 4	Hartford	W, 70-45	743			Thompson (19)
Wed. 7	at 19/20 DE PAUL	L, 52-69	4,001			McPherson (18)
Sun. 11	Maggie Dixon Classic (New York, N.Y.)					
	vs. 1/1 Baylor (MSG)	L, 59-73	ESPNU 5,486			McPherson (23)
Sat. 17	St. John's Christmas Classic (Queens, N.Y.)					
	Prairie View	W, 66-50	533			McPherson (20)
Sun. 18	St. John's Christmas Classic (Queens, N.Y.)					
	Memphis	W, 64-60	628			Smith (18)
Thu. 22	at Harvard	L, 56-63	527			McPherson (14)
Sat. 31	Boston University	W, 75-38	408			McPherson, Smith (15)
JANUARY						
Wed. 4	PROVIDENCE	W, 57-41	623			Smith (18)
Sun. 8	14/12 LOUISVILLE	W, 72-64	652			McPherson (16)
Wed. 11	at SYRACUSE	W, 70-58	811			Smith (17)
Sun. 15	MARQUETTE (MSG)	L, 55-63	2,900			Smith (13)
Tue. 17	8/9 RUTGERS	W, 62-57	942			McPherson (17)
Sat. 21	at CINCINNATI	W, 51-34	426			Smith (11)
Sat. 28	2/2 NOTRE DAME	L, 56-71	BETV 1,808			Stevens, Smith (10)
Tue. 31	at PITTSBURGH	W, 66-51	1,726			Stevens (19)
FEBRUARY						
Sat. 4	at SETON HALL	W, 55-25	547			Smith (15)
Wed. 8	USF	W, 67-57	5,018			Stevens (17)
Sun. 12	at 17/16 RUTGERS	W, 61-52	ESPNU 3,459			McKenith (18)
Sat. 18	at 2/2 CONNECTICUT (GP)	W, 57-56	9,552			Stevens, McPherson (15)
Tue. 21	RV/RV WEST VIRGINIA	W, 63-54	CBS SN 1,307			McKenith (26)
Sat. 25	VILLANOVA	W, 69-49	1,047			Stevens (21)
Mon. 27	at 15/13 GEORGETOWN	W, 54-45	307			Stevens, Smith, Brown (12)
MARCH						
Sun. 4	BIG EAST Championship, XL Center (Hartford, Conn.)					
	vs. No. 7 seed Louisville	W, 68-61 (OT)	BETV 8,661			Smith (24)
Mon. 5	vs. No. 3 seed Connecticut	L, 43-74	ESPNU 8,731			McKenith (10)
NCAA Championship						
Sun. 18	vs. No. 14 seed Creighton ^A	W, 69-67	ESPNU 5,090			McKenith (21)
Tues. 20	at No. 6 seed Oklahoma ^A	W, 74-70	ESPNU 4,789			McPherson (21)
Sat. 24	vs. No. 2 seed Duke ^B	L, 47-74	ESPNU 3,754			Stevens (19)

^A - Norman, Okla.; ^B - Fresno, Calif.
GP - Gampel Pavilion; MSG - Madison Square Garden; BIG EAST games in all CAPS



SETON HALL PIRATES

8-23 Overall (3-12 Home; 3-9 Away; 2-2 Neutral)
1-15 BIG EAST (0-8 Home; 1-7 Away)

Date	Matchup	Score	Points	Rebounds	Assists	Key Player
Fri. 11	Florida Gulf Coast	W, 57-51	631			Crew (20)
Sun. 13	at Army	W, 53-50	212			Crew (21)
Wed. 16	at New Hampshire	W, 61-38	364			Crew (23)
Sun. 20	Michigan	L, 47-51	567			Maseko (12)
Thu. 24	Paradise Jam (St. Thomas, U.S. Virgin Islands)					
	Louisiana Tech	W, 72-69	n/a			Crew (35)
Fri. 25	Paradise Jam (St. Thomas, U.S. Virgin Islands)					
	Alabama	L, 56-62 (OT) ⁰	n/a			Crew (17)
Sat. 26	Paradise Jam (St. Thomas, U.S. Virgin Islands)					
	Old Dominion	W, 60-49	n/a			Crew (21)
DECEMBER						
Thu. 1	at Hofstra	L, 74-94	351			Crew (25)
Sun. 4	Wake Forest	L, 44-60	485			Morris, Crew (11)
Fri. 9	2/2 CONNECTICUT	L, 37-70	2,600 (s)			Crew (12)
Mon. 12	Drexel	W, 77-64	468			Crew (22)
Sat. 17	Stony Brook	W, 65-30	304			Morris (19)
Wed. 21	William and Mary	L, 54-61	940			Crew (16)
Wed. 28	Howard	L, 44-63	1,105			Crew (13)
Fri. 30	at Memphis	L, 73-82	911			Crew (33)
JANUARY						
Wed. 4	3/3 NOTRE DAME	L, 36-74	637			Crew (17)
Sat. 7	MARQUETTE	L, 60-69	1,605			Morris (26)
Tue. 10	at WEST VIRGINIA	L, 63-79	1,038			Morris (24)
Sat. 14	USF	W, 49-68	BETV 574			Crew (22)
Sun. 22	SYRACUSE	L, 66-70	1,144			Crew (19)
Wed. 25	at USA	L, 45-57	BHSN 585			Morris (9)
Sat. 28	23/19 DE PAUL	L, 59-71	481			Green (21)
Tue. 31	at VILLANOVA	L, 53-62	517			Crew (24)
FEBRUARY						
Sat. 4	RV/RV ST. JOHN'S	L, 25-55	547			Crew (14)
Wed. 8	at 14/13 GEORGETOWN	L, 51-56	547			Crew (20)
Sat. 11	at PROVIDENCE	L, 47-62	603			Crew (25)
Sat. 18	CINCINNATI	L, 48-54	671			Crew (19)
Tue. 21	at 24/20 RUTGERS	L, 39-62	2,049			Crew (20)
Sat. 25	at PITTSBURGH	W, 63-39	2,814			Crew (19)
Mon. 27	16/17 LOUISVILLE	L, 53-63	533			Crew (20)
MARCH	BIG EAST Championship, XL Center (Hartford, Conn.)					
Fri. 2	vs. No. 10 seed Villanova	L, 60-61	BIG EAST.tv 8,071			Crew (21)

BIG EAST games in all CAPS

CINCINNATI • CONNECTICUT • GEORGETOWN • DEPAUL
LOUISVILLE • MARQUETTE • NOTRE DAME • PITTSBURGH



PROVIDENCE • RUTGERS • ST. JOHN'S • SETON HALL
USF • SYRACUSE • VILLANOVA • WEST VIRGINIA



USF BULLS

19-16 Overall (11-3 Home; 5-7 Away; 3-6 Neutral)
8-8 BIG EAST (5-3 Home; 3-5 Away)

NOVEMBER			
Fri. 11	WBI Tip-Off Tournament (Daytona Beach, Fla.)		
Sat. 12	13/14 Florida State W, 49-62	n/a	Rowe (19)
	WBI Tip-Off Tournament (Daytona Beach, Fla.)		
Sun. 13	Arkansas W, 61-65 (OT)	200	Saunders (16)
	WBI Tip-Off Tournament (Daytona Beach, Fla.)		
Tue. 15	Minnesota n/a		Andreil Smith (18)
Thu. 17	North Florida W, 76-41	577	Saunders (14)
Wed. 23	Bethune-Cookman W, 72-36	581	Wynne (12)
	Great Alaskan Shootout (Anchorage, Alaska)		
Thu. 24	Central Michigan W, 86-80 (OT)	4,374	Saunders (23)
	Great Alaskan Shootout (Anchorage, Alaska)		
Mon. 28	9/9 Miami W, 72-92	4,168	Wynne (21)
DECEMBER	Stetson W, 77-62	414	Wynne (22)
Fri. 2	Air Force Classic (Colorado Springs, Colo.)		
Sat. 3	Idaho State L, 63-76	85	Wynne (17)
	Air Force Classic (Colorado Springs, Colo.)		
Wed. 14	Auburn W, 73-70	251	Wynne (18)
Sat. 17	at Auburn L, 45-62	1,632	Wynne (17)
Thu. 29	at Md. Eastern Shore W, 71-50	525	Saunders (20)
Thu. 29	St. Peter's Holiday Classic (Jersey City, N.J.)		
Fri. 30	at Dayton L, 63-73	332	Wynne (26)
	St. Peter's Holiday Classic (Jersey City, N.J.)		
	at St. Peter's W, 68-52	137	Wynne (20)
JANUARY			
Tue. 3	at CINCINNATI W, 58-55	455	Wynne (16)
Sat. 7	15/16 GEORGETOWN L, 56-66	743	Orekhova (18)
Wed. 11	at 16/15 LOUISVILLE W, 57-63	7,987	Wynne (20)
Sat. 14	at SETON HALL W, 68-49	574	Orekhova (20)
Tue. 17	21/19 DE PAUL W, 66-63 (OT)	626	Wynne, Saunders
Sat. 21	RUTGERS L, 66-72	1,022 (s)	Orekhova (15)
Wed. 25	SETON HALL W, 57-45	585	Wynne (19)
Sat. 28	at 3/3 CONNECTICUT (XL) L, 62-77	13,627	Rowe (20)
FEBRUARY			
Wed. 1	WEST VIRGINIA L, 52-55	629	Wynne (16)
Sat. 4	at SYRACUSE L, 61-76	860	Andreil Smith (18)
Wed. 8	at RV/RV ST. JOHN'S L, 57-67	5,018	Bernard (14)
Sat. 11	VILLANOVA W, 54-39	682	Andreil Smith (22)
Tue. 14	at MARQUETTE W, 61-48	1,306	Orakhova (14)
Sat. 18	PITTSBURGH W, 62-50	679	Wynne (14)
Sat. 25	at 3/3 NOTRE DAME L, 68-80	9,149 (s)	Orekhova, Wynne (18), Orekhova (17)
Mon. 27	PROVIDENCE W, 64-56 (OT)	604	Orekhova (17)
MARCH			
Fri. 2	vs. No. 16 seed Pittsburgh W, 60-59	BIG EAST.tv 7,910	Orekhova (25)
Sat. 3	vs. No. 8 seed DePaul W, 62-76	BETV 8,081	Wynne (18)
	WNIT Championship		
Thurs. 15	Florida Atlantic W, 76-20	424	Conner (12)
Sat. 17	Florida International W, 77-61	741	Wynne, Andreil Smith (15)
Fri. 23	at James Madison L, 45-72	2,354	Orekhova (11)

XL - XL Center; BIG EAST games in all CAPS



SYRACUSE ORANGE

22-15 Overall (9-6 Home; 10-5 Away; 3-4 Neutral)
6-10 BIG EAST (2-6 Home; 4-4 Away)

NOVEMBER			
Sun. 13	Long Beach State W, 81-42	972	Hall (20)
Fri. 18	St. Francis (Pa.) W, 88-45	786	Alexander (22)
Sat. 19	Lafayette W, 74-54	657	Tyson-Thomas (21)
Sat. 22	Buffalo W, 79-59	406	Tyson-Thomas (23)
Sat. 26	at Binghamton W, 90-57	2,076	Alexander (33)
Tue. 29	at Boise State W, 70-47	660	Hemingway (30)
DECEMBER			
Fri. 2	Hukilau Invitational (Hukilau, Hawaii)		
Sat. 3	Arizona L, 74-80	47	Hemingway (22)
	Hukilau Invitational (Hukilau, Hawaii)		
Wed. 7	Brigham Young L, 59-93	75	Alexander (26)
Sat. 10	WEST VIRGINIA L, 72-76	778	Tyson-Thomas (17)
Sat. 18	Coppin State W, 56-50	631	Leary (14)
	Duel in the Desert (Las Vegas, Nev.)		
Mon. 19	Xavier W, 70-67	n/a	Tyson-Thomas (18)
	Duel in the Desert (Las Vegas, Nev.)		
Tue. 20	Oklahoma L, 63-82	n/a	Hall (19)
	Duel in the Desert (Las Vegas, Nev.)		
Thu. 29	Ohio W, 81-30	n/a	Hemingway (24)
Sat. 31	Niagara W, 81-30	764	Alexander (20)
	Colgate W, 83-32	670	Hemingway (31)
JANUARY			
Tue. 3	at 10/10 RUTGERS L, 44-55	CBSSN	1,391 Hemingway (14)
Sat. 7	at PITTSBURGH W, 83-60		1,738 Hemingway (33)
Wed. 11	ST. JOHN'S W, 58-70		811 Alexander (22)
Sun. 15	at 18/17 GEORGETOWN L, 49-69	ESPNU	1,741 Hemingway (14)
Sun. 22	at SETON HALL W, 70-66		1,444 Alexander (23)
Wed. 25	3/3 CONNECTICUT L, 54-96		4,357 Hemingway (15)
Sat. 28	CINCINNATI L, 54-55		817 Hemingway (12)
Tue. 31	at PROVIDENCE W, 80-54		382 Hemingway (24)
FEBRUARY			
Sat. 4	USF W, 76-61	860	Hemingway (24)
Tue. 7	2/2 NOTRE DAME L, 55-74	998	Hemingway (15)
Sat. 11	at 20/17 LOUISVILLE L, 62-89	12,375	Alexander (20)
Sat. 18	MARQUETTE W, 79-63	892	Alexander (23)
Tue. 21	at 21/18 DE PAUL W, 81-65	CBSSN	2,711 Tyson-Thomas, Coffey (22)
Sat. 25	15/13 GEORGETOWN L, 62-65		1,579 Hemingway (20)
Mon. 27	at VILLANOVA L, 60-68		873 Hemingway (19)
MARCH			
Fri. 2	vs. No. 13 seed Providence W, 57-47	BIG EAST.tv 7,910	Hemingway, Alexander (15)
Sat. 3	vs. No. 5 seed West Virginia W, 48-63	BETV 8,081	Tyson-Thomas (15)
	WNIT Championship		
Fri. 16	at Hartford W, 59-42		729 Coffey (12)
Mon. 19	at Drexel W, 65-43		Alexander (16)
Thurs. 22	at Temple W, 82-68		752 Alexander (29)
Sat. 24	at Toledo* W, 74-73 (OT)		4,013 Coffey (23)
Wed. 28	at James Madison* L, 71-74		4,008 Alexander (29)

BIG EAST games in all CAPS
^ - WNIT Quarterfinal - WNIT Semifinal



VILLANOVA WILDCATS

19-15 Overall (9-4 Home; 7-10 Away; 3-1 Neutral)
6-10 BIG EAST (5-3 Home; 1-7 Away)

NOVEMBER			
Fri. 11	Iona Tournament (New Rochelle, N.Y.)		
	RV/25 Michigan State W, 75-64	n/a	Roberts, Buford (15)
Sat. 12	Iona Tournament (New Rochelle, N.Y.)		
	at Iona W, 76-47	238	Roberts (16)
Wed. 16	at RV/RV Marist W, 60-53	2,811	Roberts (14)
Sat. 19	at Princeton L, 41-56	1,066	Leer (12)
Tue. 22	Delaware W, 56-64	1,517	Sweeney (25)
Sat. 26	University of the Sciences W, 77-44	407	Kimmel (15)
Wed. 30	at Lehigh W, 62-54 (OT)	3,246	Sweeney (27)
DECEMBER			
Sun. 4	at La Salle W, 67-51	304	Sweeney (24)
Wed. 7	at PROVIDENCE W, 69-42	290	Sweeney (25)
Sat. 10	St. Joseph's W, 52-46	843	Sweeney (18)
Thu. 22	at Temple W, 56-47	917	Burford, Leer (13)
Thu. 29	Monmouth Tournament (West Long Branch, N.J.)		
	St. Bonaventure W, 55-44	518	Sweeney (16)
Fri. 30	Monmouth Tournament (West Long Branch, N.J.)		
	at Monmouth L, 48-49	512	Sweeney (20)
JANUARY			
Tue. 3	PITTSBURGH W, 70-62	437	Burford (19)
Sat. 7	at WEST VIRGINIA L, 56-61	2,331	Roberts (18)
Sat. 10	at MARQUETTE L, 50-51	1,104	Roberts (17)
Sat. 14	3/3 CONNECTICUT L, 49-72	3,206	Roberts (16)
Tue. 17	Penn W, 52-30	507	Sweeney (22)
Sat. 21	at 2/2 NOTRE DAME L, 43-76	9,149 (s)	Roberts (14)
Tue. 24	CINCINNATI W, 62-53	517	Burford (16)
Sat. 28	at 16/18 LOUISVILLE L, 58-62	10,680	Sweeney (18)
Tue. 31	SETON HALL W, 62-53	517	Burford (17)
FEBRUARY			
Sat. 4	PROVIDENCE W, 59-53	BETV 1,017	Burford (17)
Wed. 8	at RV/22 DE PAUL L, 73-79	2,605	Sweeney (22)
Sat. 11	at USF L, 39-54	682	Burford (11)
Tue. 14	15/14 GEORGETOWN L, 54-60	477	Sweeney (16)
Sat. 18	21/18 RUTGERS L, 52-61	1,323	Sweeney (19)
Sat. 25	at 20/25 ST. JOHN'S L, 49-69	1,047	Kimmel (11)
Mon. 27	SYRACUSE W, 68-60	873	Kimmel (16)
MARCH			
Fri. 2	vs. No. 15 seed Seton Hall W, 61-60	BIG EAST.tv 8,071	Burford (15)
Sat. 3	vs. No. 7 seed Louisville L, 47-63	BETV 8,148	Sweeney, Kane (13)
	WNIT Championship		
Thurs. 15	American W, 58-39	359	Burford, Roberts (10)
Sun. 18	at Illinois State W, 58-55	1,529	Roberts (16)
Thurs. 22	at Colorado L, 47-48	1,724	Leer (16)

BIG EAST games in all CAPS



WEST VIRGINIA MOUNTAINEERS

24-10 Overall (14-3 Home; 5-5 Away; 5-2 Neutral)
11-5 BIG EAST (6-2 Home; 5-3 Away)

NOVEMBER			
Fri. 11	Youngstown State W, 69-37	3,171	Palmer (33)
Fri. 18	St. Bonaventure L, 48-56	1,523	Hampton (13)
Sun. 20	North Carolina Central W, 97-24	1,667	Harlee, Palmer (20)
Fri. 25	Woodland Hills Holiday Inn Thanksgiving Basketball Classic (Northridge, Calif.)		
	25/RV UCLA W, 63-54	759	Palmer (18)
Sat. 26	Woodland Hills Holiday Inn Thanksgiving Basketball Classic (Northridge, Calif.)		
	at Cal State Northridge L, 47-48	504	Palmer (18)
Wed. 30	La Salle W, 63-52	956	Palmer (20)
DECEMBER			
Sat. 3	Boston University W, 78-53	1,826	Bussie (17)
Wed. 7	at SYRACUSE W, 76-72	778	Bussie, Dunning (19)
Sat. 10	North Florida W, 86-30	1,506	Palmer (16)
Sat. 17	at Duquesne L, 55-61	1,187	Bussie (21)
Tue. 20	Mount St. Mary's W, 94-32	782	Palmer (21)
Wed. 28	Bucknell W, 72-30	2,311	Dunning (15)
Sat. 31	Eion W, 84-36	2,079	Caldwell, Dunning (20)
JANUARY			
Wed. 4	at 2/2 CONNECTICUT (XL) L, 60-79	CPTV 10,130	Bussie (19)
Sat. 7	VILLANOVA W, 61-56	2,331	Hampton (18)
Tue. 10	SETON HALL W, 79-63	1,038	Caldwell (18)
Sat. 14	at PROVIDENCE L, 48-51	254	Bussie (14)
Tue. 17	Chesapeake Energy Capital Classic (Charleston, W. Va.)		
	Marshall W, 69-57	3,264	Palmer (17)
Sat. 21	at PITTSBURGH W, 54-43	BETV 2,687	Caldwell (17)
Tue. 24	20/17 GEORGETOWN L, 54-64	1,038	Caldwell (25)
Sat. 28	MARQUETTE W, 53-32	2,515	Caldwell (20)
FEBRUARY			
Wed. 1	at USF W, 55-52	BHSN 629	Dunning (15)
Sat. 4	14/12 LOUISVILLE W, 66-50	4,537	Bussie (18)
Sun. 12	at 2/2 NOTRE DAME W, 65-63	ESPNU 9,149 (s)	Bussie (22)
Wed. 15	21/18 RUTGERS W, 60-50		1,634 Caldwell (16)
Sat. 18	24/20 DE PAUL L, 63-77		6,516 Caldwell (21)
Tue. 21	at ST. JOHN'S L, 54-63	CBSSN 1,307	Dunning (21)
Sat. 25	at CINCINNATI W, 66-62		804 Caldwell, Bussie (15), Bussie (14)
Mon. 27	PITTSBURGH W, 60-42	CBSSN 2,362	Bussie (14)
MARCH			
Sat. 3	vs. No. 12 seed Syracuse W, 48-63	BETV 8,081	Bussie (13)
Sun. 4	vs. No. 4 seed Georgetown W, 39-32	ESPNU 8,362	Palmer (12)
Mon. 5	vs. No. 1 seed Notre Dame L, 45-73	ESPNU 8,731	Bussie (15)
	NCAA Championship		
Sat. 17	vs. No. 9 seed Texas^ W, 68-55	ESPNU 4,258	Palmer (18)
Mon. 19	vs. No. 1 seed Stanford^ L, 55-72	ESPNU 2,055	Dunning (13)

^ - Norfolk, Va.

XL - XL Center; BIG EAST games in all CAPS

2011-12 BIG EAST Conference
CONFERENCE BASKETBALL STATISTICS
FINAL (All games)

SCORING OFFENSE	G	W-L	Pts	Avg/G
1. Notre Dame	39	35-4	3076	78.9
2. Connecticut	38	33-5	2903	76.4
3. DePaul	34	23-11	2449	72.0
4. Louisville	33	23-10	2271	68.8
5. Syracuse	37	22-15	2537	68.6
6. West Virginia	34	24-10	2169	63.8
7. USF	35	19-16	2225	63.6
8. St. John's	34	24-10	2092	61.5
9. Rutgers	32	22-10	1948	60.9
10. Georgetown	32	23-9	1932	60.4
11. Marquette	31	14-17	1821	58.7
12. Villanova	34	19-15	1961	57.7
13. Cincinnati	32	16-16	1827	57.1
14. Pittsburgh	30	8-22	1704	56.8
15. Providence	30	13-17	1643	54.8
16. Seton Hall	31	8-23	1691	54.5

SCORING DEFENSE	G	Pts	Avg/G
1. Connecticut	38	1787	47.0
2. West Virginia	34	1769	52.0
3. Georgetown	32	1690	52.8
4. Notre Dame	39	2062	52.9
5. Villanova	34	1882	55.4
6. Rutgers	32	1773	55.4
7. St. John's	34	1918	56.4
8. Cincinnati	32	1824	57.0
9. Providence	30	1783	59.4
10. Marquette	31	1868	60.3
11. USF	35	2122	60.6
12. Louisville	33	2012	61.0
13. Seton Hall	31	1896	61.2
14. Syracuse	37	2293	62.0
15. DePaul	34	2236	65.8
16. Pittsburgh	30	2076	69.2

SCORING MARGIN	G	Offense	Defense	Margin
1. Connecticut	38	76.4	47.0	+29.4
2. Notre Dame	39	78.9	52.9	+26.0
3. West Virginia	34	63.8	52.0	+11.8
4. Louisville	33	68.8	61.0	+7.8
5. Georgetown	32	60.4	52.8	+7.6
6. Syracuse	37	68.6	62.0	+6.6
7. DePaul	34	72.0	65.8	+6.3
8. Rutgers	32	60.9	55.4	+5.5
9. St. John's	34	61.5	56.4	+5.1
10. USF	35	63.6	60.6	+2.9
11. Villanova	34	57.7	55.4	+2.3
12. Cincinnati	32	57.1	57.0	+0.1
13. Marquette	31	58.7	60.3	-1.5
14. Providence	30	54.8	59.4	-4.7
15. Seton Hall	31	54.5	61.2	-6.6
16. Pittsburgh	30	56.8	69.2	-12.4

FREE THROW PCT	G	FTM	FTA	Pct.
1. Notre Dame	39	674	883	.763
2. Connecticut	38	484	636	.761
3. Syracuse	37	619	824	.751
4. DePaul	34	375	513	.731
5. Villanova	34	274	375	.731
6. Louisville	33	459	643	.714
7. Seton Hall	31	334	479	.697
8. Marquette	31	397	570	.696
9. USF	35	465	674	.690
10. St. John's	34	455	660	.689
11. Rutgers	32	356	522	.682
12. West Virginia	34	503	742	.678
13. Georgetown	32	413	625	.661
14. Pittsburgh	30	363	553	.656
15. Cincinnati	32	306	473	.647
16. Providence	30	300	477	.629

FIELD GOAL PERCENTAGE	G	FGM	FGA	Pct.
1. Connecticut	38	1077	2257	.477
2. Notre Dame	39	1118	2388	.468
3. DePaul	34	909	2093	.434
4. Louisville	33	809	1940	.417
5. St. John's	34	781	1892	.413
6. Rutgers	32	745	1824	.408
7. Marquette	31	649	1610	.403
8. West Virginia	34	756	1888	.400
9. Cincinnati	32	674	1685	.400
10. Villanova	34	706	1810	.390
11. Syracuse	37	883	2329	.379
12. Pittsburgh	30	633	1715	.369
13. USF	35	791	2184	.362
14. Seton Hall	31	608	1687	.360
15. Providence	30	610	1731	.352
16. Georgetown	32	674	1936	.348

FIELD GOAL PCT DEFENSE	G	FGM	FGA	Pct.
1. Connecticut	38	634	2094	.303
2. West Virginia	34	595	1815	.328
3. Georgetown	32	549	1605	.342
4. Rutgers	32	598	1709	.350
5. Notre Dame	39	761	2108	.361
6. Syracuse	37	814	2246	.362
7. USF	35	718	1968	.365
8. Louisville	33	723	1945	.372
9. Villanova	34	710	1889	.376
10. St. John's	34	700	1849	.379
11. Cincinnati	32	668	1735	.385
12. Marquette	31	684	1768	.387
13. Seton Hall	31	640	1642	.390
14. DePaul	34	804	2030	.396
15. Providence	30	623	1523	.409
16. Pittsburgh	30	754	1820	.414

2011-12 BIG EAST Conference
CONFERENCE BASKETBALL STATISTICS
FINAL (All games)

3-POINT FG PCT					3-POINT FG PCT DEFENSE				
	G	3FGM	3FGA	Pct.		G	3FGM	3FGA	Pct.
1. Connecticut	38	265	758	.350	1. Connecticut	38	153	618	.248
2. Notre Dame	39	166	478	.347	2. Georgetown	32	164	636	.258
3. DePaul	34	256	753	.340	3. Notre Dame	39	131	495	.265
4. Villanova	34	275	816	.337	4. West Virginia	34	136	501	.271
5. Louisville	33	194	609	.319	5. USF	35	140	512	.273
6. Cincinnati	32	173	556	.311	6. St. John's	34	142	513	.277
7. Marquette	31	126	419	.301	7. Louisville	33	196	679	.289
8. Georgetown	32	171	572	.299	8. Cincinnati	32	130	449	.290
9. Seton Hall	31	141	475	.297	9. Rutgers	32	155	524	.296
10. West Virginia	34	154	519	.297	10. Villanova	34	131	441	.297
11. Rutgers	32	102	357	.286	11. Marquette	31	167	541	.309
12. USF	35	178	627	.284	12. Syracuse	37	214	688	.311
13. St. John's	34	75	267	.281	13. DePaul	34	169	527	.321
14. Providence	30	123	444	.277	14. Providence	30	117	354	.331
15. Syracuse	37	152	567	.268	15. Pittsburgh	30	177	528	.335
16. Pittsburgh	30	75	309	.243	16. Seton Hall	31	173	516	.335

REBOUNDING OFFENSE				REBOUNDING DEFENSE			
	G	Rebounds	Avg/G		G	Rebounds	Avg/G
1. Syracuse	37	1711	46.2	1. Connecticut	38	1191	31.3
2. West Virginia	34	1441	42.4	2. Notre Dame	39	1257	32.2
3. Connecticut	38	1583	41.7	3. West Virginia	34	1157	34.0
4. Notre Dame	39	1589	40.7	4. Marquette	31	1064	34.3
5. Louisville	33	1330	40.3	5. Cincinnati	32	1148	35.9
6. Georgetown	32	1265	39.5	6. St. John's	34	1220	35.9
7. USF	35	1355	38.7	7. Seton Hall	31	1113	35.9
8. Rutgers	32	1215	38.0	8. Rutgers	32	1154	36.1
9. Pittsburgh	30	1130	37.7	9. Louisville	33	1199	36.3
10. Providence	30	1121	37.4	10. Providence	30	1095	36.5
11. Marquette	31	1151	37.1	11. Syracuse	37	1383	37.4
12. DePaul	34	1241	36.5	12. Villanova	34	1287	37.9
13. St. John's	34	1236	36.4	13. Georgetown	32	1240	38.8
14. Seton Hall	31	1113	35.9	14. DePaul	34	1322	38.9
15. Villanova	34	1125	33.1	15. Pittsburgh	30	1186	39.5
16. Cincinnati	32	1049	32.8	16. USF	35	1522	43.5

REBOUNDING MARGIN						BLOCKED SHOTS				
	G	Team	Avg.	Opp.	Avg. Margin		G	No.	Avg/G	
1. Connecticut	38	1583	41.7	1191	31.3	+10.3	1. Connecticut	38	191	5.0
2. Syracuse	37	1711	46.2	1383	37.4	+8.9	2. Syracuse	37	176	4.8
3. Notre Dame	39	1589	40.7	1257	32.2	+8.5	3. West Virginia	34	152	4.5
4. West Virginia	34	1441	42.4	1157	34.0	+8.4	4. Notre Dame	39	170	4.4
5. Louisville	33	1330	40.3	1199	36.3	+4.0	5. Louisville	33	138	4.2
6. Marquette	31	1151	37.1	1064	34.3	+2.8	6. Rutgers	32	130	4.1
7. Rutgers	32	1215	38.0	1154	36.1	+1.9	7. St. John's	34	135	4.0
8. Providence	30	1121	37.4	1095	36.5	+0.9	8. USF	35	138	3.9
9. Georgetown	32	1265	39.5	1240	38.8	+0.8	9. DePaul	34	126	3.7
10. St. John's	34	1236	36.4	1220	35.9	+0.5	10. Marquette	31	108	3.5
11. Seton Hall	31	1113	35.9	1113	35.9	+0.0	11. Pittsburgh	30	100	3.3
12. Pittsburgh	30	1130	37.7	1186	39.5	-1.9	12. Cincinnati	32	106	3.3
13. DePaul	34	1241	36.5	1322	38.9	-2.4	13. Georgetown	32	105	3.3
14. Cincinnati	32	1049	32.8	1148	35.9	-3.1	14. Seton Hall	31	100	3.2
15. Villanova	34	1125	33.1	1287	37.9	-4.8	15. Providence	30	95	3.2
16. USF	35	1355	38.7	1522	43.5	-4.8	16. Villanova	34	101	3.0

2011-12 BIG EAST Conference
CONFERENCE BASKETBALL STATISTICS
FINAL (All games)

ASSISTS	G	No.	Avg/G
1. Connecticut	38	710	18.7
2. Notre Dame	39	698	17.9
3. DePaul	34	542	15.9
4. Marquette	31	437	14.1
5. Villanova	34	477	14.0
6. West Virginia	34	464	13.6
7. Rutgers	32	411	12.8
8. Syracuse	37	474	12.8
9. Louisville	33	417	12.6
10. USF	35	436	12.5
11. Georgetown	32	388	12.1
12. St. John's	34	398	11.7
13. Providence	30	343	11.4
14. Cincinnati	32	360	11.3
15. Pittsburgh	30	283	9.4
16. Seton Hall	31	284	9.2

STEALS	G	No.	Avg/G
1. Notre Dame	39	502	12.9
2. Connecticut	38	431	11.3
3. Georgetown	32	351	11.0
4. USF	35	379	10.8
5. Louisville	33	316	9.6
6. DePaul	34	322	9.5
7. Rutgers	32	289	9.0
8. Marquette	31	279	9.0
Syracuse	37	333	9.0
West Virginia	34	306	9.0
11. St. John's	34	296	8.7
12. Cincinnati	32	277	8.7
13. Providence	30	244	8.1
14. Pittsburgh	30	193	6.4
15. Seton Hall	31	185	6.0
16. Villanova	34	194	5.7

TURNOVER MARGIN	G	Team	Avg.	Opp.	Avg.	Margin
1. Notre Dame	39	618	15.8	873	22.4	+6.5
2. Georgetown	32	502	15.7	709	22.2	+6.5
3. USF	35	552	15.8	737	21.1	+5.3
4. Connecticut	38	572	15.1	735	19.3	+4.3
5. St. John's	34	477	14.0	597	17.6	+3.5
6. DePaul	34	559	16.4	624	18.4	+1.9
7. Rutgers	32	526	16.4	577	18.0	+1.6
8. Providence	30	465	15.5	497	16.6	+1.1
9. Cincinnati	32	510	15.9	533	16.7	+0.7
10. Louisville	33	591	17.9	608	18.4	+0.5
11. West Virginia	34	605	17.8	603	17.7	-0.1
12. Villanova	34	412	12.1	404	11.9	-0.2
13. Syracuse	37	666	18.0	640	17.3	-0.7
14. Seton Hall	31	485	15.6	426	13.7	-1.9
15. Pittsburgh	30	595	19.8	489	16.3	-3.5
16. Marquette	31	643	20.7	520	16.8	-4.0

ASSIST/TURNOVER RATIO	G	Ast.	Avg.	T/O	Avg.	Ratio
1. Connecticut	38	710	18.7	572	15.1	1.2
2. Villanova	34	477	14.0	412	12.1	1.2
3. Notre Dame	39	698	17.9	618	15.8	1.1
4. DePaul	34	542	15.9	559	16.4	1.0
5. St. John's	34	398	11.7	477	14.0	0.8
6. USF	35	436	12.5	552	15.8	0.8
7. Rutgers	32	411	12.8	526	16.4	0.8
8. Georgetown	32	388	12.1	502	15.7	0.8
9. West Virginia	34	464	13.6	605	17.8	0.8
10. Providence	30	343	11.4	465	15.5	0.7
11. Syracuse	37	474	12.8	666	18.0	0.7
12. Cincinnati	32	360	11.3	510	15.9	0.7
13. Louisville	33	417	12.6	591	17.9	0.7
14. Marquette	31	437	14.1	643	20.7	0.7
15. Seton Hall	31	284	9.2	485	15.6	0.6
16. Pittsburgh	30	283	9.4	595	19.8	0.5

OFFENSIVE REBOUNDS	G	No.	Avg/G
1. Syracuse	37	743	20.1
2. Georgetown	32	508	15.9
3. West Virginia	34	532	15.6
4. Notre Dame	39	591	15.2
5. Providence	30	445	14.8
6. Louisville	33	482	14.6
7. USF	35	485	13.9
8. Pittsburgh	30	412	13.7
9. Connecticut	38	515	13.6
10. Rutgers	32	429	13.4
11. Seton Hall	31	409	13.2
12. St. John's	34	430	12.6
13. Marquette	31	382	12.3
14. DePaul	34	404	11.9
15. Cincinnati	32	351	11.0
16. Villanova	34	262	7.7

DEFENSIVE REBOUNDS	G	No.	Avg/G
1. Connecticut	38	1068	28.1
2. West Virginia	34	909	26.7
3. Syracuse	37	968	26.2
4. Louisville	33	848	25.7
5. Notre Dame	39	998	25.6
6. Villanova	34	863	25.4
7. USF	35	870	24.9
8. Marquette	31	769	24.8
9. DePaul	34	837	24.6
10. Rutgers	32	786	24.6
11. Pittsburgh	30	718	23.9
12. St. John's	34	806	23.7
13. Georgetown	32	757	23.7
14. Seton Hall	31	704	22.7
15. Providence	30	676	22.5
16. Cincinnati	32	698	21.8

2011-12 BIG EAST Conference
CONFERENCE BASKETBALL STATISTICS
FINAL (All games)

DEFENSIVE REB PCT.					OFFENSIVE REB PCT.				
	G	D-Reb	Opp. OR	D-Reb%		G	O-Reb	Opp. DR	O-Reb%
1. Connecticut	38	1068	456	.701	1. Syracuse	37	743	824	.474
2. Villanova	34	863	386	.691	2. Notre Dame	39	591	791	.428
3. West Virginia	34	909	424	.682	3. West Virginia	34	532	733	.421
4. Notre Dame	39	998	466	.682	4. Connecticut	38	515	735	.412
5. Providence	30	676	325	.675	5. Louisville	33	482	736	.396
6. Marquette	31	769	391	.663	6. Georgetown	32	508	845	.375
7. Georgetown	32	757	395	.657	7. Rutgers	32	429	740	.367
8. Rutgers	32	786	414	.655	8. Providence	30	445	770	.366
9. St. John's	34	806	426	.654	9. Marquette	31	382	673	.362
10. Louisville	33	848	463	.647	10. Seton Hall	31	409	724	.361
11. Seton Hall	31	704	389	.644	11. St. John's	34	430	794	.351
12. DePaul	34	837	471	.640	12. Pittsburgh	30	412	768	.349
13. Syracuse	37	968	559	.634	13. Cincinnati	32	351	724	.327
14. USF	35	870	506	.632	14. USF	35	485	1016	.323
15. Pittsburgh	30	718	418	.632	15. DePaul	34	404	851	.322
16. Cincinnati	32	698	424	.622	16. Villanova	34	262	901	.225

3-POINT FG MADE			
	G	No.	Avg/G
1. Villanova	34	275	8.1
2. DePaul	34	256	7.5
3. Connecticut	38	265	7.0
4. Louisville	33	194	5.9
5. Cincinnati	32	173	5.4
6. Georgetown	32	171	5.3
7. USF	35	178	5.1
8. Seton Hall	31	141	4.5
9. West Virginia	34	154	4.5
10. Notre Dame	39	166	4.3
11. Syracuse	37	152	4.1
12. Providence	30	123	4.1
13. Marquette	31	126	4.1
14. Rutgers	32	102	3.2
15. Pittsburgh	30	75	2.5
16. St. John's	34	75	2.2

2011-12 BIG EAST Conference
CONFERENCE BASKETBALL STATISTICS
FINAL (All games)

Team	Conference	Pct.	PF	PA	Overall	Pct.	PF	PA	Current unbeaten streak
Notre Dame	15-1	.938	78.1	53.4	35-4	.897	78.9	52.9	
Connecticut	13-3	.812	75.8	48.8	33-5	.868	76.4	47.0	
St. John's	13-3	.812	60.4	52.9	24-10	.706	61.5	56.4	
Georgetown	11-5	.688	60.5	54.9	23-9	.719	60.4	52.8	
West Virginia	11-5	.688	60.9	57.4	24-10	.706	63.8	52.0	
Louisville	10-6	.625	64.1	62.4	23-10	.697	68.8	61.0	
Rutgers	10-6	.625	57.1	56.1	22-10	.688	60.9	55.4	
DePaul	9-7	.562	68.2	67.2	23-11	.676	72.0	65.8	
USF	8-8	.500	60.6	60.1	19-16	.543	63.6	60.6	
Syracuse	6-10	.375	64.5	67.8	22-15	.595	68.6	62.0	
Villanova	6-10	.375	57.1	60.5	19-15	.559	57.7	55.4	
Cincinnati	6-10	.375	53.6	60.4	16-16	.500	57.1	57.0	
Providence	5-11	.312	50.6	62.2	13-17	.433	54.8	59.4	
Marquette	4-12	.250	52.6	64.9	14-17	.452	58.7	60.3	
Seton Hall	1-15	.062	49.6	63.2	8-23	.258	54.5	61.2	
Pittsburgh	0-16	.000	51.6	72.9	8-22	.267	56.8	69.2	

TEAM SUMMARIES	G	PF-PA	Avg score	Margin	FG-FGA	Pct.	3FG-FGA	Pct.	FT-FTA	Pct.	RebF	RebA	Margin
Cincinnati	32	1827-1824	57.1-57.0	+0.1	674-1685	.400	173-556	.311	306-473	.647	1049	1148	-3.1
Connecticut	38	2903-1787	76.4-47.0	+29.4	1077-2257	.477	265-758	.350	484-636	.761	1583	1191	+10.3
DePaul	34	2449-2236	72.0-65.8	+6.3	909-2093	.434	256-753	.340	375-513	.731	1241	1322	-2.4
Georgetown	32	1932-1690	60.4-52.8	+7.6	674-1936	.348	171-572	.299	413-625	.661	1265	1240	+0.8
Louisville	33	2271-2012	68.8-61.0	+7.8	809-1940	.417	194-609	.319	459-643	.714	1330	1199	+4.0
Marquette	31	1821-1868	58.7-60.3	-1.5	649-1610	.403	126-419	.301	397-570	.696	1151	1064	+2.8
Notre Dame	39	3076-2062	78.9-52.9	+26.0	1118-2388	.468	166-478	.347	674-883	.763	1589	1257	+8.5
Pittsburgh	30	1704-2076	56.8-69.2	-12.4	633-1715	.369	75-309	.243	363-553	.656	1130	1186	-1.9
Providence	30	1643-1783	54.8-59.4	-4.7	610-1731	.352	123-444	.277	300-477	.629	1121	1095	+0.9
Rutgers	32	1948-1773	60.9-55.4	+5.5	745-1824	.408	102-357	.286	356-522	.682	1215	1154	+1.9
Seton Hall	31	1691-1896	54.5-61.2	-6.6	608-1687	.360	141-475	.297	334-479	.697	1113	1113	+0.0
St. John's	34	2092-1918	61.5-56.4	+5.1	781-1892	.413	75-267	.281	455-660	.689	1236	1220	+0.5
Syracuse	37	2537-2293	68.6-62.0	+6.6	883-2329	.379	152-567	.268	619-824	.751	1711	1383	+8.9
USF	35	2225-2122	63.6-60.6	+2.9	791-2184	.362	178-627	.284	465-674	.690	1355	1522	-4.8
Villanova	34	1961-1882	57.7-55.4	+2.3	706-1810	.390	275-816	.337	274-375	.731	1125	1287	-4.8
West Virginia	34	2169-1769	63.8-52.0	+11.8	756-1888	.400	154-519	.297	503-742	.678	1441	1157	+8.4

ATTENDANCE	Home	Average	Away	Average	Neutral	Average	Total	Average
Cincinnati	15-11842	789	13-29342	2257	4-8420	2105	32-49604	1550
Connecticut	21-192535	9168	12-75982	6332	5-39178	7836	38-307695	8097
DePaul	17-50053	2944	12-32698	2725	5-21929	4386	34-104680	3079
Georgetown	14-13482	963	13-28656	2204	5-707	141	32-42845	1339
Louisville	13-138706	10670	17-49624	2919	3-5624	1875	33-193954	5877
Marquette	16-27361	1710	10-35875	3588	5-20006	4001	31-83242	2685
Notre Dame	18-154275	8571	13-71579	5506	8-52853	6607	39-278707	7146
Pittsburgh	17-33698	1982	10-24866	2487	3-8385	2795	30-66949	2232
Providence	14-5255	375	14-33208	2372	2-619	310	30-39082	1303
Rutgers	15-37144	2476	12-30689	2557	5-14565	2913	32-82398	2575
Seton Hall	15-11687	779	12-11596	966	4-0	0	31-23283	751
St. John's	16-20164	1260	12-36185	3015	6-5744	957	34-62093	1826
Syracuse	15-15980	1065	15-35071	2338	7-122	17	37-51173	1383
USF	14-8832	631	12-43350	3612	9-25150	2794	35-77332	2209
Villanova	13-12000	923	17-40235	2367	4-518	130	34-52753	1552
West Virginia	17-37792	2223	10-27610	2761	7-6078	868	34-71480	2102
Totals	250-770806	3083	204-606566	2973	82-209898	2560	536-1587270	2961

2011-12 BIG EAST Conference
INDIVIDUAL BASKETBALL STATISTICS
FINAL (All games)

To be ranked, a player must appear in at least 75.0% of their team's games.

SCORING								REBOUNDING							
	Cl	G	FG	3FG	FT	Pts	Avg/G		Cl	G	Off	Def	Total	Avg/G	
1. MARTIN, Anna-DPU	Jr	34	235	64	114	648	19.1	1. HARRY, Katherine-DPU	Jr	34	88	234	322	9.5	
2. CREW, Jasmine-SHU	Sr	31	191	28	167	577	18.6	2. PETERS, Devereaux-ND	Sr	39	144	219	363	9.3	
3. RODGERS, Sugar-GU	Jr	31	189	78	118	574	18.5	3. WRIGHT, Teya-PC	Sr	29	121	137	258	8.9	
4. DIGGINS, Skylar-ND	Jr	39	233	33	158	657	16.8	4. ASHMEADE, Tajay-SHU	Sr	31	120	154	274	8.8	
5. WYNNE, Jasmine-USF	Sr	32	177	17	121	492	15.4	5. DUNNING, Ayana-WVU	Jr	34	83	203	286	8.4	
6. NOVOSEL, Natalie-ND	Sr	39	191	44	165	591	15.2	6. PLOUFFE, Katherine-MU	So	31	88	163	251	8.1	
7. MOSQUEDA-LEWIS, K.-Uconn	Fr	38	203	93	70	569	15.0	7. TYSON-THOMAS, Carmen-SU	Jr	37	136	152	288	7.8	
8. HEMINGWAY, Iasia-SU	Sr	37	175	1	201	552	14.9	8. SWEENEY, Laura-VU	Jr	32	66	178	244	7.6	
9. HOLLINS, Dayeesha-CIN	So	30	162	24	96	444	14.8	9. ALEXANDER, Kayla-SU	Jr	37	143	133	276	7.5	
10. ALEXANDER, Kayla-SU	Jr	37	204	0	139	547	14.8	10. OLIVER, Monique-RU	Jr	32	95	139	234	7.3	
11. HAYES, Tiffany-Uconn	Sr	38	186	44	143	559	14.7	11. BURDGESS, Leeza-PITT	So	29	85	125	210	7.2	
12. SWEENEY, Laura-VU	Jr	32	174	16	96	460	14.4	12. SIMMONS, Sarina-MU	Jr	31	43	170	213	6.9	
13. SCHIMMEL, Shoni-LOU	So	31	159	76	50	444	14.3	13. BUSSIE, Asya-WVU	Jr	34	98	128	226	6.6	
14. HARTLEY, Bria-Uconn	So	38	202	64	65	533	14.0	14. SMITH, Shenneika-STJ	Jr	34	60	157	217	6.4	
15. KIESEL, Brianna-PITT	Fr	30	144	14	106	408	13.6	15. HEMINGWAY, Iasia-SU	Sr	37	97	138	235	6.4	
16. PLOUFFE, Katherine-MU	So	31	165	0	88	418	13.5	16. DOLSON, Stefanie-Uconn	So	38	81	147	228	6.0	
17. REAVES, Bjonee-CIN	Sr	32	139	85	66	429	13.4	MAGEE, Tia-GU	Sr	30	73	107	180	6.0	
18. RUSHDAN, Khadijah-RU	Sr	30	145	3	100	393	13.1	18. CRAWFORD, Adria-GU	Sr	31	83	102	185	6.0	
19. SYKES, April-RU	Sr	32	168	40	36	412	12.9	19. RUSHDAN, Khadijah-RU	Sr	30	60	118	178	5.9	
20. SMITH, Shenneika-STJ	Jr	34	182	10	52	426	12.5	20. CONNER, Tiffany-USF	Jr	35	59	148	207	5.9	
21. WRIGHT, Teya-PC	Sr	29	146	0	65	357	12.3								
22. BUSSIE, Asya-WVU	Jr	34	143	0	126	412	12.1								
23. McKENITH, Nadirah-STJ	Jr	31	123	12	117	375	12.1								
24. OLIVER, Monique-RU	Jr	32	142	1	93	378	11.8								
25. McPHERSON, Eugeneia-STJ	Jr	34	132	32	105	401	11.8								
26. PETERS, Devereaux-ND	Sr	39	186	0	87	459	11.8								
27. McBRIDE, Kayla-ND	So	39	179	19	75	452	11.6								
28. BURKE, Becky-LOU	Sr	33	119	81	60	379	11.5								
29. PENNY, Jasmine-DPU	So	34	155	0	76	386	11.4								
30. MORSE, Arlesia-MU	Fr	31	115	55	63	348	11.2								
FIELD GOAL PCT						ASSISTS									
	Cl	G	FGM	FGA	Pct.		Cl	G	No.	Avg/G					
1. DOLSON, Stefanie-Uconn	So	38	173	295	.586	1. DIGGINS, Skylar-ND	Jr	39	222	5.7					
2. PENNY, Jasmine-DPU	So	34	155	277	.560	2. MINIX, Gabi-MU	So	31	166	5.4					
3. ACHONWA, Natalie-ND	So	36	108	194	.557	3. McKENITH, Nadirah-STJ	Jr	31	149	4.8					
4. OLIVER, Monique-RU	Jr	32	142	260	.546	4. SCHIMMEL, Shoni-LOU	So	31	146	4.7					
5. PETERS, Devereaux-ND	Sr	39	186	342	.544	5. WRIGHT, Rubylee-GU	Sr	32	139	4.3					
6. BUSSIE, Asya-WVU	Jr	34	143	269	.532	6. FARIS, Kelly-Uconn	Jr	38	165	4.3					
7. SWEENEY, Laura-VU	Jr	32	174	345	.504	7. HAMPTON, Brooke-WVU	So	33	141	4.3					
8. PLOUFFE, Katherine-MU	So	31	165	328	.503	8. HRYNKO, Brittany-DPU	Fr	34	133	3.9					
9. HAYES, Tiffany-Uconn	Sr	38	186	370	.503	9. HARTLEY, Bria-Uconn	So	38	140	3.7					
10. DIGGINS, Skylar-ND	Jr	39	233	466	.500	10. HOLLINS, Dayeesha-CIN	So	30	105	3.5					
RUSHDAN, Khadijah-RU	Sr	30	145	290	.500	11. RUSHDAN, Khadijah-RU	Sr	30	102	3.4					
12. DUNNING, Ayana-WVU	Jr	34	105	211	.498	12. HAYES, Tiffany-Uconn	Sr	38	126	3.3					
13. McBRIDE, Kayla-ND	So	39	179	361	.496	13. MARTIN, Anna-DPU	Jr	34	111	3.3					
14. ALEXANDER, Kayla-SU	Jr	37	204	412	.495	14. CREW, Jasmine-SHU	Sr	31	101	3.3					
15. MARTIN, Anna-DPU	Jr	34	235	486	.484	15. COFFEY, Rachel-SU	So	37	120	3.2					

2011-12 BIG EAST Conference
INDIVIDUAL BASKETBALL STATISTICS
FINAL (All games)

FREE THROW PCT					
	Cl	G	FTM	FTA	Pct.
1. CREW, Jasmine-SHU	Sr	31	167	198	.843
2. NOVOSEL, Natalie-ND	Sr	39	165	199	.829
3. KANE, Devon-VU	So	34	82	100	.820
4. RODGERS, Sugar-GU	Jr	31	118	144	.819
5. MARTIN, Anna-DPU	Jr	34	114	140	.814
6. HAYES, Tiffany-Uconn	Sr	38	143	177	.808
7. REAVES, Bjonee-CIN	Sr	32	66	83	.795
8. MORSE, Arlesia-MU	Fr	31	63	80	.788
9. DIGGINS, Skylar-ND	Jr	39	158	201	.786
10. McKENITH, Nadirah-STJ	Jr	31	117	149	.785
11. HEMINGWAY, Iasia-SU	Sr	37	201	256	.785
12. ALEXANDER, Kayla-SU	Jr	37	139	186	.747
13. PLOUFFE, Katherine-MU	So	31	88	118	.746
14. OLIVER, Monique-RU	Jr	32	93	125	.744
15. SAUNDERS, Kaneisha-USF	Jr	35	84	113	.743

STEALS				
	Cl	G	No.	Avg/G
1. DIGGINS, Skylar-ND	Jr	39	102	2.6
2. WYNNE, Jasmine-USF	Sr	32	81	2.5
3. SCHIMMEL, Shoni-LOU	So	31	74	2.4
4. RODGERS, Sugar-GU	Jr	31	71	2.3
5. HAYES, Tiffany-Uconn	Sr	38	87	2.3
6. McKENITH, Nadirah-STJ	Jr	31	70	2.3
7. FARIS, Kelly-Uconn	Jr	38	80	2.1
8. MALLORY, Brittany-ND	Sr	39	81	2.1
9. CONNER, Tiffany-USF	Jr	35	71	2.0
10. PETERS, Devereaux-ND	Sr	39	78	2.0
11. TYSON-THOMAS, Carmen-SU	Jr	37	73	2.0
12. SIMMONS, Sarina-MU	Jr	31	61	2.0
13. MAGEE, Tia-GU	Sr	30	58	1.9
14. HARLEE, Jessica-WVU	So	34	65	1.9
15. SMITH, Bria-LOU	Fr	33	63	1.9

3-POINT FG PCT					
	Cl	G	3FG	FGA	Pct.
1. NOVOSEL, Natalie-ND	Sr	39	44	107	.411
2. HAYES, Tiffany-Uconn	Sr	38	44	108	.407
3. BURFORD, Lauren-VU	Fr	33	62	154	.403
4. MARTIN, Anna-DPU	Jr	34	64	159	.403
5. ROBERTS, Rachel-VU	Jr	34	56	141	.397
6. MOSQUEDA-LEWIS, K.-Ucon	Fr	38	93	242	.384
7. BURKE, Becky-LOU	Sr	33	81	214	.379
8. COFFEY, Rachel-SU	So	37	54	149	.362
9. REAVES, Bjonee-CIN	Sr	32	85	241	.353
10. ROGOWSKI, Megan-DPU	Fr	34	53	155	.342
11. MORSE, Arlesia-MU	Fr	31	55	161	.342
12. HARTLEY, Bria-Uconn	So	38	64	193	.332
13. KIMMEL, Lindsay-VU	Sr	33	40	124	.323
14. MALLORY, Brittany-ND	Sr	39	39	121	.322
15. MORRIS, Brittany-SHU	Jr	31	54	168	.321

3-POINT FG MADE				
	Cl	G	3FG	Avg/G
1. REAVES, Bjonee-CIN	Sr	32	85	2.7
2. RODGERS, Sugar-GU	Jr	31	78	2.5
3. BURKE, Becky-LOU	Sr	33	81	2.5
4. SCHIMMEL, Shoni-LOU	So	31	76	2.5
5. MOSQUEDA-LEWIS, K.-Ucon	Fr	38	93	2.4
6. PALMER, Taylor-WVU	So	34	74	2.2
7. MARTIN, Anna-DPU	Jr	34	64	1.9
8. BURFORD, Lauren-VU	Fr	33	62	1.9
9. MORSE, Arlesia-MU	Fr	31	55	1.8
10. MORRIS, Brittany-SHU	Jr	31	54	1.7
11. HRYNKO, Brittany-DPU	Fr	34	58	1.7
12. HARTLEY, Bria-Uconn	So	38	64	1.7
13. ROBERTS, Rachel-VU	Jr	34	56	1.6
14. ROGOWSKI, Megan-DPU	Fr	34	53	1.6
15. GREEN, Terry-SHU	Jr	31	47	1.5

BLOCKED SHOTS				
	Cl	G	No.	Avg/G
1. ALEXANDER, Kayla-SU	Jr	37	96	2.6
2. BUSSIE, Asya-WVU	Jr	34	73	2.1
3. PETERS, Devereaux-ND	Sr	39	78	2.0
4. OLIVER, Monique-RU	Jr	32	58	1.8
5. DOLSON, Stefanie-Uconn	So	38	57	1.5
6. STOKES, Kiah-Uconn	Fr	36	50	1.4
7. SIMMONS, Sarina-MU	Jr	31	43	1.4
8. HARRY, Katherine-DPU	Jr	34	46	1.4
9. OKAFOR, Lauren-PC	So	28	35	1.3
10. SWEENEY, Laura-VU	Jr	32	39	1.2
11. DUNN, Kyra-PITT	So	30	36	1.2
12. SMITH, Shenneika-STJ	Jr	34	40	1.2
13. MCDONALD, Akila-USF	So	31	36	1.2
14. TURNER, Tiffany-CIN	So	31	32	1.0
15. ROWE, Caitlin-USF	Jr	35	36	1.0

ASSIST/TURNOVER RATIO					
	Cl	G	Ast.	T/O	Ratio
1. DIGGINS, Skylar-ND	Jr	39	222	103	2.2
2. FARIS, Kelly-Uconn	Jr	38	165	78	2.1
3. HAMPTON, Brooke-WVU	So	33	141	69	2.0
4. MINIX, Gabi-MU	So	31	166	116	1.4
5. HARTLEY, Bria-Uconn	So	38	140	98	1.4
6. McKENITH, Nadirah-STJ	Jr	31	149	106	1.4
7. WRIGHT, Rubylee-GU	Sr	32	139	105	1.3
8. HAYES, Tiffany-Uconn	Sr	38	126	98	1.3
9. SCHIMMEL, Shoni-LOU	So	31	146	119	1.2
10. COFFEY, Rachel-SU	So	37	120	99	1.2
11. RUSHDAN, Khadijah-RU	Sr	30	102	86	1.2
12. CREW, Jasmine-SHU	Sr	31	101	87	1.2
13. HOLLINS, Dayeesha-CIN	So	30	105	91	1.2
14. MARTIN, Anna-DPU	Jr	34	111	99	1.1
15. HRYNKO, Brittany-DPU	Fr	34	133	162	0.8

2011-12 BIG EAST Conference
INDIVIDUAL BASKETBALL STATISTICS
FINAL (All games)

OFFENSIVE REBOUNDS	Cl	G	No.	Avg/G
1. WRIGHT, Teya-PC	Sr	29	121	4.2
2. ASHMEADE, Tajay-SHU	Sr	31	120	3.9
3. ALEXANDER, Kayla-SU	Jr	37	143	3.9
4. PETERS, Devereaux-ND	Sr	39	144	3.7
5. TYSON-THOMAS, Carmen-SU	Jr	37	136	3.7
6. OLIVER, Monique-RU	Jr	32	95	3.0
7. BURDGESS, Leeza-PITT	So	29	85	2.9
8. BUSSIE, Asya-WVU	Jr	34	98	2.9
9. PLOUFFE, Katherine-MU	So	31	88	2.8
10. CRAWFORD, Adria-GU	Sr	31	83	2.7
11. THOMPSON, Amber-STJ	Fr	34	91	2.7
12. HEMINGWAY, Iasia-SU	Sr	37	97	2.6
13. HARRY, Katherine-DPU	Jr	34	88	2.6
14. CALDWELL, Christal-WVU	So	34	86	2.5
15. DUNNING, Ayana-WVU	Jr	34	83	2.4

DEFENSIVE REBOUNDS	Cl	G	No.	Avg/G
1. HARRY, Katherine-DPU	Jr	34	234	6.9
2. DUNNING, Ayana-WVU	Jr	34	203	6.0
3. PETERS, Devereaux-ND	Sr	39	219	5.6
4. SWEENEY, Laura-VU	Jr	32	178	5.6
5. SIMMONS, Sarina-MU	Jr	31	170	5.5
6. PLOUFFE, Katherine-MU	So	31	163	5.3
7. ASHMEADE, Tajay-SHU	Sr	31	154	5.0
8. WRIGHT, Teya-PC	Sr	29	137	4.7
9. SMITH, Shenneika-STJ	Jr	34	157	4.6
10. OLIVER, Monique-RU	Jr	32	139	4.3
11. SYKES, April-RU	Sr	32	138	4.3
12. BURDGESS, Leeza-PITT	So	29	125	4.3
13. CONNER, Tiffany-USF	Jr	35	148	4.2
14. McKENITH, Nadirah-STJ	Jr	31	131	4.2
15. TYSON-THOMAS, Carmen-SU	Jr	37	152	4.1

MINUTES PLAYED	Cl	G	No.	Avg/G
1. CREW, Jasmine-SHU	Sr	31	1174	37.9
2. KIESEL, Brianna-PITT	Fr	30	1088	36.3
3. HOLLINS, Dayeesha-CIN	So	30	1075	35.8
4. REAVES, Bjonée-CIN	Sr	32	1127	35.2
5. SMITH, Shenneika-STJ	Jr	34	1194	35.1
6. MINIX, Gabi-MU	So	31	1088	35.1
7. SCHIMMEL, Shoni-LOU	So	31	1077	34.7
8. McPHERSON, Eugeneia-STJ	Jr	34	1155	34.0
9. PLOUFFE, Katherine-MU	So	31	1044	33.7
10. CHISHOLM, Chanel-CIN	Sr	32	1070	33.4

2011-12 BIG EAST Conference
Conference Team Highs
FINAL (All games)

TEAM HIGHS (highest totals made by)

Points	128	Notre Dame at Mercer (12/30/11)
	120	Notre Dame vs Pittsburgh (01/17/12)
Margin	86 (128-42)	Notre Dame at Mercer (12/30/11)
	76 (120-44)	Notre Dame vs Pittsburgh (01/17/12)
Field goals made	48	Notre Dame vs Pittsburgh (01/17/12)
	41	Connecticut vs Pacific (11/15/11)
Field goal attempts	87	Notre Dame vs Longwood (12/28/11)
	84	West Virginia vs UNC Central (11/20/11)
	84	Syracuse vs Arizona (12/2/11)
Field goal percentage	.707 (41-58)	Connecticut vs Pacific (11/15/11)
	.702 (40-57)	Notre Dame at Mercer (12/30/11)
3-Pt FG made	18	Louisville vs Syracuse (2/11/12)
	16	DePaul vs St. Mary's (11/11/11)
3-Pt FG attempts	38	Syracuse vs Arizona (12/2/11)
	35	DePaul vs Portland (11/19/11)
	35	Villanova vs Univ of the Sciences (11/26/11)
3-Pt percentage	.667 (4-6)	Rutgers vs Georgia Tech (11/25/11)
	.667 (2-3)	St. John's at Rutgers (2/12/12)
	.667 (2-3)	St. John's vs Villanova (2/25/12)
Free throws made	43	Notre Dame at Mercer (12/30/11)
	34	Syracuse at Pittsburgh (01/07/12)
Free throw attempts	52	Notre Dame at Mercer (12/30/11)
	41	Marquette vs Arkansas-Pine Bluff (12/4/11)
Free throw percentage	1.000 (23-23)	Syracuse at Providence (1/31/12)
	1.000 (15-15)	Marquette vs Connecticut (2/25/12)
	1.000 (13-13)	Cincinnati at Miami (Ohio) (12/17/11)
	1.000 (12-12)	Marquette vs Villanova (1/10/12)
	1.000 (8-8)	Pittsburgh at Cincinnati (02/11/12)
	1.000 (6-6)	Villanova vs Cincinnati (01/24/12)
	1.000 (5-5)	DePaul at Tennessee (03/19/12)
	1.000 (4-4)	St. John's vs Baylor (12/11/11)
	1.000 (4-4)	Villanova vs Connecticut (01/14/12)
	1.000 (2-2)	Villanova vs Louisville (3/3/12)
	1.000 (1-1)	Cincinnati vs Evansville (11/18/11)
Rebounds	63	Syracuse vs Long Beach State (11/13/11)
	63	Connecticut vs Fairleigh Dickinson (11/25/11)
	63	Syracuse vs Coppin State (12/10/11)
Assists	33	Notre Dame vs Pittsburgh (01/17/12)
	29	Notre Dame vs Marquette (12/07/11)
	29	Marquette vs Iona (12/10/11)
	29	Connecticut vs Providence (01/10/12)
Steals	29	Notre Dame vs Akron (11/11/11)
	28	USF at Air Force (12/3/11)
Blocked shots	12	West Virginia vs Youngstown State (11/11/11)
	12	Pittsburgh at High Point Univ. (12/02/11)
Turnovers	37	Marquette at Notre Dame (12/07/11)
	30	Syracuse at Georgetown (01/15/12)
	30	West Virginia vs Georgetown (1/24/12)
Fouls	31	Rutgers at Miami (Fla.) (12/05/11)
	30	Notre Dame at Baylor (11/20/11)
	30	Pittsburgh at High Point Univ. (12/02/11)
	30	Syracuse at Toledo (03/24/12)

2011-12 BIG EAST Conference
Conference Individual Highs
FINAL (All games)

INDIVIDUAL PLAYER GAME HIGHS

Points	39		RODGERS, Sugar (Georgetown) at Dartmouth (12/30/11)
	36		MARTIN, Anna (DePaul) vs Cincinnati (02/27/12)
Field goals made	15		MARTIN, Anna (DePaul) vs Cincinnati (02/27/12)
	13		ANDERSON, Ashlee (Pittsburgh) vs St. Francis (Pa.) (11/15/11)
	13		RODGERS, Sugar (Georgetown) at Dartmouth (12/30/11)
	13		CREW, Jasmine (Seton Hall) at Memphis (12/30/11)
Field goal attempts	27		RODGERS, Sugar (Georgetown) vs Vermont (12/29/11)
	26		RODGERS, Sugar (Georgetown) at Dartmouth (12/30/11)
	26		RODGERS, Sugar (Georgetown) vs Louisville (01/22/12)
	26		CREW, Jasmine (Seton Hall) vs Louisville (2/27/12)
	26		CREW, Jasmine (Seton Hall) vs Villanova (3/2/12)
Field goal percentage	1.000	(8-8)	WARREN, Cierra (Louisville) at Missouri State (11/13/11)
	1.000	(8-8)	DIGGINS, Skylar (Notre Dame) at Mercer (12/30/11)
3-Pt FG made	8		PALMER, Taylor (West Virginia) vs Youngstown State (11/11/11)
	8		RODGERS, Sugar (Georgetown) at Coppin State (11/30/11)
	8		BURKE, Becky (Louisville) vs Syracuse (2/11/12)
3-Pt FG attempts	16		PALMER, Taylor (West Virginia) vs Youngstown State (11/11/11)
	16		OREKHOVA, Inga (USF) vs Georgetown (1/7/12)
3-Pt percentage	1.000	(7-7)	GREEN, Terry (Seton Hall) vs DePaul (1/28/12)
	1.000	(5-5)	GREEN, Terry (Seton Hall) vs Drexel (12/12/11)
Free throws made	18		NOVOSEL, Natalie (Notre Dame) vs California (03/20/12)
	16		CREW, Jasmine (Seton Hall) vs Louisiana Tech (11/24/11)
Free throw attempts	21		CREW, Jasmine (Seton Hall) vs Louisiana Tech (11/24/11)
	20		NOVOSEL, Natalie (Notre Dame) vs California (03/20/12)
Free throw percentage	1.000	(12-12)	HAMPTON, Keisha (DePaul) at Northwestern (11/27/11)
	1.000	(12-12)	NOVOSEL, Natalie (Notre Dame) vs USF (02/25/12)
	1.000	(11-11)	HEMINGWAY, Iasia (Syracuse) vs Colgate (12/31/11)
	1.000	(10-10)	KANE, Devon (Villanova) vs Michigan State (11/11/11)
	1.000	(10-10)	SAUNDERS, Kaneisha (USF) vs Central Michigan (11/23/11)
	1.000	(9-9)	HAYES, Tiffany (Connecticut) vs Buffalo (11/26/11)
	1.000	(9-9)	SWEENEY, Laura (Villanova) at Lehigh (11/30/11)
	1.000	(9-9)	SAUNDERS, Kaneisha (USF) vs Seton Hall (1/25/12)
	1.000	(9-9)	HAYES, Tiffany (Connecticut) at Marquette (2/25/12)
	1.000	(8-8)	CREW, Jasmine (Seton Hall) vs Florida Gulf Coast (11/11/11)
	1.000	(8-8)	RODGERS, Sugar (Georgetown) vs Longwood (11/11/11)
	1.000	(8-8)	CREW, Jasmine (Seton Hall) vs Old Dominion (11/26/11)
	1.000	(8-8)	BROWN, Alexis (Seton Hall) vs Connecticut (12/9/11)
	1.000	(8-8)	NOVOSEL, Natalie (Notre Dame) vs Kentucky (12/18/11)
	1.000	(8-8)	ROBERTS, Symone (Providence) vs Hartford (12/31/11)
	1.000	(8-8)	PLOUFFE, Katherine (Marquette) vs Villanova (1/10/12)
	1.000	(8-8)	SMITH, Bria (Louisville) at Rutgers (01/14/12)
	1.000	(8-8)	WRIGHT, Rubylee (Georgetown) at Syracuse (02/25/12)
	1.000	(8-8)	PLOUFFE, Katherine (Marquette) vs Connecticut (2/25/12)
Rebounds	21		SMITH, Shenneika (St. John's) vs Iowa (11/25/11)
	21		ASHMEADE, Tajay (Seton Hall) vs William & Mary (12/21/11)
Assists	11		MINIX, Gabi (Marquette) vs Iona (12/10/11)
	11		DIGGINS, Skylar (Notre Dame) vs Kentucky (12/18/11)
	11		DIGGINS, Skylar (Notre Dame) at Cincinnati (01/14/12)
	11		DIGGINS, Skylar (Notre Dame) vs Maryland (03/27/12)
Steals	8		CONNER, Tiffany (USF) at Air Force (12/3/11)
	7		MILLER, Fraderica (Notre Dame) vs Akron (11/11/11)
	7		McKENITH, Nadirah (St. John's) vs La Salle (11/16/11)
	7		HARLEE, Jessica (West Virginia) vs UNC Central (11/20/11)
	7		WYNNE, Jasmine (USF) at Auburn (12/14/11)
	7		SWEENEY, Laura (Villanova) at Marquette (1/10/12)

	7	BERNARD, Sasha (USF) at Notre Dame (02/25/12)
Blocked shots	8	ALEXANDER, Kayla (Syracuse) vs Georgetown (02/25/12)
	7	BUSSIE, Asya (West Virginia) vs Marquette (1/28/12)
	7	PETERS, Devereaux (Notre Dame) vs California (03/20/12)
Turnovers	11	HAMPTON, Keisha (DePaul) vs St. John's (12/07/11)
	10	HRYNKO, Brittany (DePaul) at Louisville (2/25/12)
	10	HEMINGWAY, Iasia (Syracuse) vs Georgetown (02/25/12)

2011-12 BIG EAST Conference
CONFERENCE BASKETBALL STATISTICS
FINAL (Conference games only)

SCORING OFFENSE	G	W-L	Pts	Avg/G
1. Notre Dame	16	15-1	1250	78.1
2. Connecticut	16	13-3	1212	75.8
3. DePaul	16	9-7	1091	68.2
4. Syracuse	16	6-10	1032	64.5
5. Louisville	16	10-6	1026	64.1
6. West Virginia	16	11-5	974	60.9
7. USF	16	8-8	969	60.6
8. Georgetown	16	11-5	968	60.5
9. St. John's	16	13-3	967	60.4
10. Rutgers	16	10-6	914	57.1
11. Villanova	16	6-10	913	57.1
12. Cincinnati	16	6-10	857	53.6
13. Marquette	16	4-12	842	52.6
14. Pittsburgh	16	0-16	825	51.6
15. Providence	16	5-11	809	50.6
16. Seton Hall	16	1-15	794	49.6

SCORING DEFENSE	G	Pts	Avg/G
1. Connecticut	16	781	48.8
2. St. John's	16	846	52.9
3. Notre Dame	16	855	53.4
4. Georgetown	16	878	54.9
5. Rutgers	16	898	56.1
6. West Virginia	16	919	57.4
7. USF	16	961	60.1
8. Cincinnati	16	966	60.4
9. Villanova	16	968	60.5
10. Providence	16	996	62.2
11. Louisville	16	998	62.4
12. Seton Hall	16	1011	63.2
13. Marquette	16	1039	64.9
14. DePaul	16	1076	67.2
15. Syracuse	16	1085	67.8
16. Pittsburgh	16	1166	72.9

SCORING MARGIN	G	Offense	Defense	Margin
1. Connecticut	16	75.8	48.8	+26.9
2. Notre Dame	16	78.1	53.4	+24.7
3. St. John's	16	60.4	52.9	+7.6
4. Georgetown	16	60.5	54.9	+5.6
5. West Virginia	16	60.9	57.4	+3.4
6. Louisville	16	64.1	62.4	+1.8
7. Rutgers	16	57.1	56.1	+1.0
8. DePaul	16	68.2	67.2	+0.9
9. USF	16	60.6	60.1	+0.5
10. Syracuse	16	64.5	67.8	-3.3
11. Villanova	16	57.1	60.5	-3.4
12. Cincinnati	16	53.6	60.4	-6.8
13. Providence	16	50.6	62.2	-11.7
14. Marquette	16	52.6	64.9	-12.3
15. Seton Hall	16	49.6	63.2	-13.6
16. Pittsburgh	16	51.6	72.9	-21.3

FREE THROW PCT	G	FTM	FTA	Pct.
1. Notre Dame	16	284	352	.807
2. Syracuse	16	263	334	.787
3. Villanova	16	132	172	.767
4. Connecticut	16	215	285	.754
5. Louisville	16	221	298	.742
6. Marquette	16	187	256	.730
7. DePaul	16	158	218	.725
8. USF	16	218	303	.719
9. Rutgers	16	189	266	.711
10. Pittsburgh	16	187	266	.703
11. St. John's	16	233	336	.693
12. West Virginia	16	257	374	.687
13. Georgetown	16	204	300	.680
14. Seton Hall	16	156	230	.678
15. Cincinnati	16	140	229	.611
16. Providence	16	149	246	.606

FIELD GOAL PERCENTAGE	G	FGM	FGA	Pct.
1. Connecticut	16	440	917	.480
2. Notre Dame	16	449	936	.480
3. DePaul	16	409	942	.434
4. St. John's	16	352	873	.403
5. Louisville	16	355	886	.401
6. Rutgers	16	341	859	.397
7. Cincinnati	16	318	804	.396
8. Villanova	16	321	818	.392
9. West Virginia	16	324	829	.391
10. Syracuse	16	356	929	.383
11. Marquette	16	298	813	.367
12. USF	16	333	924	.360
13. Georgetown	16	340	953	.357
14. Pittsburgh	16	300	873	.344
15. Providence	16	298	894	.333
16. Seton Hall	16	286	859	.333

FIELD GOAL PCT DEFENSE	G	FGM	FGA	Pct.
1. Connecticut	16	272	873	.312
2. Georgetown	16	280	797	.351
3. Notre Dame	16	318	877	.363
4. West Virginia	16	316	858	.368
5. St. John's	16	313	848	.369
6. Rutgers	16	313	831	.377
7. USF	16	337	892	.378
8. Louisville	16	362	944	.383
9. Syracuse	16	388	963	.403
10. Villanova	16	357	877	.407
11. Seton Hall	16	341	833	.409
12. DePaul	16	397	962	.413
13. Marquette	16	391	937	.417
14. Cincinnati	16	360	859	.419
15. Providence	16	355	823	.431
16. Pittsburgh	16	420	935	.449

2011-12 BIG EAST Conference
CONFERENCE BASKETBALL STATISTICS
FINAL (Conference games only)

3-POINT FG PCT	G	3FGM	3FGA	Pct.
1. Connecticut	16	117	315	.371
2. Villanova	16	139	387	.359
3. Notre Dame	16	68	190	.358
4. DePaul	16	115	349	.330
5. Louisville	16	95	293	.324
6. Georgetown	16	84	281	.299
7. Cincinnati	16	81	276	.293
8. West Virginia	16	69	236	.292
9. USF	16	85	298	.285
10. Marquette	16	59	207	.285
11. Seton Hall	16	66	241	.274
12. Providence	16	64	236	.271
13. Rutgers	16	43	159	.270
14. St. John's	16	30	112	.268
15. Syracuse	16	57	214	.266
16. Pittsburgh	16	38	179	.212

3-POINT FG PCT DEFENSE	G	3FGM	3FGA	Pct.
1. Notre Dame	16	49	201	.244
2. Connecticut	16	68	274	.248
3. Georgetown	16	84	334	.251
4. St. John's	16	55	209	.263
5. USF	16	64	241	.266
6. Rutgers	16	65	236	.275
7. Cincinnati	16	59	200	.295
8. Louisville	16	95	319	.298
9. West Virginia	16	64	214	.299
10. Marquette	16	85	267	.318
11. Providence	16	67	196	.342
12. Syracuse	16	107	307	.349
13. Seton Hall	16	94	268	.351
14. DePaul	16	88	250	.352
15. Pittsburgh	16	98	276	.355
16. Villanova	16	68	181	.376

REBOUNDING OFFENSE	G	Rebounds	Avg/G
1. Notre Dame	16	653	40.8
West Virginia	16	653	40.8
3. Syracuse	16	648	40.5
4. Connecticut	16	646	40.4
5. Georgetown	16	602	37.6
6. Louisville	16	595	37.2
7. St. John's	16	572	35.8
8. Marquette	16	571	35.7
9. USF	16	568	35.5
10. DePaul	16	566	35.4
11. Rutgers	16	560	35.0
12. Providence	16	557	34.8
13. Seton Hall	16	549	34.3
14. Pittsburgh	16	543	33.9
15. Villanova	16	479	29.9
16. Cincinnati	16	476	29.8

REBOUNDING DEFENSE	G	Rebounds	Avg/G
1. Notre Dame	16	473	29.6
2. Connecticut	16	496	31.0
3. West Virginia	16	520	32.5
4. Rutgers	16	554	34.6
5. Marquette	16	570	35.6
6. Cincinnati	16	574	35.9
7. Syracuse	16	576	36.0
8. St. John's	16	581	36.3
9. Louisville	16	589	36.8
10. Seton Hall	16	593	37.1
11. Villanova	16	602	37.6
12. DePaul	16	603	37.7
13. Providence	16	608	38.0
14. Pittsburgh	16	612	38.2
15. Georgetown	16	616	38.5
16. USF	16	671	41.9

REBOUNDING MARGIN	G	Team	Avg.	Opp.	Avg.	Margin
1. Notre Dame	16	653	40.8	473	29.6	+11.2
2. Connecticut	16	646	40.4	496	31.0	+9.4
3. West Virginia	16	653	40.8	520	32.5	+8.3
4. Syracuse	16	648	40.5	576	36.0	+4.5
5. Rutgers	16	560	35.0	554	34.6	+0.4
Louisville	16	595	37.2	589	36.8	+0.4
7. Marquette	16	571	35.7	570	35.6	+0.1
8. St. John's	16	572	35.8	581	36.3	-0.6
9. Georgetown	16	602	37.6	616	38.5	-0.9
10. DePaul	16	566	35.4	603	37.7	-2.3
11. Seton Hall	16	549	34.3	593	37.1	-2.8
12. Providence	16	557	34.8	608	38.0	-3.2
13. Pittsburgh	16	543	33.9	612	38.2	-4.3
14. Cincinnati	16	476	29.8	574	35.9	-6.1
15. USF	16	568	35.5	671	41.9	-6.4
16. Villanova	16	479	29.9	602	37.6	-7.7

BLOCKED SHOTS	G	No.	Avg/G
1. Connecticut	16	79	4.9
2. Syracuse	16	73	4.6
Notre Dame	16	73	4.6
4. St. John's	16	68	4.3
5. Louisville	16	67	4.2
6. West Virginia	16	66	4.1
7. Rutgers	16	60	3.8
8. DePaul	16	58	3.6
9. Marquette	16	56	3.5
10. USF	16	54	3.4
11. Georgetown	16	47	2.9
12. Providence	16	45	2.8
13. Seton Hall	16	41	2.6
14. Villanova	16	38	2.4
Cincinnati	16	38	2.4
16. Pittsburgh	16	36	2.3

2011-12 BIG EAST Conference
CONFERENCE BASKETBALL STATISTICS
FINAL (Conference games only)

ASSISTS	G	No.	Avg/G
1. Connecticut	16	301	18.8
2. Notre Dame	16	288	18.0
3. DePaul	16	264	16.5
4. Villanova	16	220	13.8
5. Georgetown	16	205	12.8
6. West Virginia	16	204	12.8
Marquette	16	204	12.8
8. Syracuse	16	202	12.6
9. Rutgers	16	193	12.1
10. St. John's	16	189	11.8
11. Louisville	16	181	11.3
12. USF	16	180	11.3
13. Providence	16	168	10.5
14. Cincinnati	16	164	10.3
15. Seton Hall	16	130	8.1
16. Pittsburgh	16	126	7.9

STEALS	G	No.	Avg/G
1. Notre Dame	16	182	11.4
2. Georgetown	16	180	11.3
3. Connecticut	16	173	10.8
4. USF	16	143	8.9
5. St. John's	16	134	8.4
6. DePaul	16	132	8.3
7. Providence	16	131	8.2
8. Marquette	16	130	8.1
Cincinnati	16	130	8.1
10. Syracuse	16	127	7.9
11. Louisville	16	126	7.9
12. West Virginia	16	124	7.8
13. Rutgers	16	122	7.6
14. Seton Hall	16	95	5.9
15. Pittsburgh	16	93	5.8
16. Villanova	16	88	5.5

TURNOVER MARGIN	G	Team	Avg.	Opp.	Avg. Margin
1. Georgetown	16	254	15.9	353	22.1 +6.2
2. St. John's	16	216	13.5	304	19.0 +5.5
3. USF	16	229	14.3	302	18.9 +4.6
4. Notre Dame	16	274	17.1	337	21.1 +3.9
5. Connecticut	16	254	15.9	312	19.5 +3.6
6. Rutgers	16	258	16.1	266	16.6 +0.5
Providence	16	263	16.4	271	16.9 +0.5
8. DePaul	16	277	17.3	273	17.1 -0.2
9. Louisville	16	272	17.0	263	16.4 -0.6
10. Cincinnati	16	272	17.0	259	16.2 -0.8
11. Villanova	16	204	12.8	178	11.1 -1.6
12. Seton Hall	16	249	15.6	213	13.3 -2.2
13. Syracuse	16	311	19.4	260	16.3 -3.2
14. West Virginia	16	306	19.1	249	15.6 -3.6
15. Pittsburgh	16	325	20.3	230	14.4 -5.9
16. Marquette	16	356	22.3	250	15.6 -6.6

ASSIST/TURNOVER RATIO	G	Ast.	Avg.	T/O	Avg.	Ratio
1. Connecticut	16	301	18.8	254	15.9	1.2
2. Villanova	16	220	13.8	204	12.8	1.1
3. Notre Dame	16	288	18.0	274	17.1	1.1
4. DePaul	16	264	16.5	277	17.3	1.0
5. St. John's	16	189	11.8	216	13.5	0.9
6. Georgetown	16	205	12.8	254	15.9	0.8
7. USF	16	180	11.3	229	14.3	0.8
8. Rutgers	16	193	12.1	258	16.1	0.7
9. West Virginia	16	204	12.8	306	19.1	0.7
10. Louisville	16	181	11.3	272	17.0	0.7
11. Syracuse	16	202	12.6	311	19.4	0.6
12. Providence	16	168	10.5	263	16.4	0.6
13. Cincinnati	16	164	10.3	272	17.0	0.6
14. Marquette	16	204	12.8	356	22.3	0.6
15. Seton Hall	16	130	8.1	249	15.6	0.5
16. Pittsburgh	16	126	7.9	325	20.3	0.4

OFFENSIVE REBOUNDS	G	No.	Avg/G
1. Syracuse	16	285	17.8
2. West Virginia	16	237	14.8
3. Georgetown	16	234	14.6
4. Notre Dame	16	226	14.1
5. Providence	16	211	13.2
6. Seton Hall	16	210	13.1
7. Connecticut	16	205	12.8
8. Pittsburgh	16	202	12.6
9. Rutgers	16	197	12.3
10. Louisville	16	196	12.3
11. St. John's	16	195	12.2
12. USF	16	193	12.1
Marquette	16	193	12.1
14. DePaul	16	190	11.9
15. Cincinnati	16	159	9.9
16. Villanova	16	105	6.6

DEFENSIVE REBOUNDS	G	No.	Avg/G
1. Connecticut	16	441	27.6
2. Notre Dame	16	427	26.7
3. West Virginia	16	416	26.0
4. Louisville	16	399	24.9
5. Marquette	16	378	23.6
6. St. John's	16	377	23.6
7. DePaul	16	376	23.5
8. USF	16	375	23.4
9. Villanova	16	374	23.4
10. Georgetown	16	368	23.0
11. Rutgers	16	363	22.7
Syracuse	16	363	22.7
13. Providence	16	346	21.6
14. Pittsburgh	16	341	21.3
15. Seton Hall	16	339	21.2
16. Cincinnati	16	317	19.8

2011-12 BIG EAST Conference
CONFERENCE BASKETBALL STATISTICS
FINAL (Conference games only)

DEFENSIVE REB PCT.					OFFENSIVE REB PCT.				
	G	D-Reb	Opp. OR	D-Reb%		G	O-Reb	Opp. DR	O-Reb%
1. Notre Dame	16	427	179	.705	1. Syracuse	16	285	329	.464
2. Connecticut	16	441	192	.697	2. Notre Dame	16	226	294	.435
3. West Virginia	16	416	186	.691	3. West Virginia	16	237	334	.415
4. Providence	16	346	169	.672	4. Connecticut	16	205	304	.403
5. Villanova	16	374	183	.671	5. Georgetown	16	234	420	.358
6. St. John's	16	377	198	.656	6. Rutgers	16	197	362	.352
7. Rutgers	16	363	192	.654	7. Marquette	16	193	362	.348
8. Georgetown	16	368	196	.652	8. Seton Hall	16	210	395	.347
9. Louisville	16	399	217	.648	9. Louisville	16	196	372	.345
10. Marquette	16	378	208	.645	10. DePaul	16	190	372	.338
11. Seton Hall	16	339	198	.631	11. St. John's	16	195	383	.337
12. Pittsburgh	16	341	203	.627	12. Pittsburgh	16	202	409	.331
13. DePaul	16	376	231	.619	13. Providence	16	211	439	.325
14. USF	16	375	231	.619	14. USF	16	193	440	.305
15. Cincinnati	16	317	208	.604	15. Cincinnati	16	159	366	.303
16. Syracuse	16	363	247	.595	16. Villanova	16	105	419	.200

3-POINT FG MADE			
	G	No.	Avg/G
1. Villanova	16	139	8.7
2. Connecticut	16	117	7.3
3. DePaul	16	115	7.2
4. Louisville	16	95	5.9
5. USF	16	85	5.3
6. Georgetown	16	84	5.3
7. Cincinnati	16	81	5.1
8. West Virginia	16	69	4.3
9. Notre Dame	16	68	4.3
10. Seton Hall	16	66	4.1
11. Providence	16	64	4.0
12. Marquette	16	59	3.7
13. Syracuse	16	57	3.6
14. Rutgers	16	43	2.7
15. Pittsburgh	16	38	2.4
16. St. John's	16	30	1.9

2011-12 BIG EAST Conference
CONFERENCE BASKETBALL STATISTICS
FINAL (Conference games only)

Team	Conference	Pct.	PF	PA	Overall	Pct.	PF	PA	Current unbeaten streak
Notre Dame	15-1	.938	78.1	53.4	15-1	.938	78.1	53.4	St. John's -- 8
Connecticut	13-3	.812	75.8	48.8	13-3	.812	75.8	48.8	Rutgers -- 4
St. John's	13-3	.812	60.4	52.9	13-3	.812	60.4	52.9	Notre Dame -- 4
West Virginia	11-5	.688	60.9	57.4	11-5	.688	60.9	57.4	West Virginia -- 2
Georgetown	11-5	.688	60.5	54.9	11-5	.688	60.5	54.9	Louisville -- 2
Louisville	10-6	.625	64.1	62.4	10-6	.625	64.1	62.4	DePaul -- 1
Rutgers	10-6	.625	57.1	56.1	10-6	.625	57.1	56.1	Villanova -- 1
DePaul	9-7	.562	68.2	67.2	9-7	.562	68.2	67.2	USF -- 1
USF	8-8	.500	60.6	60.1	8-8	.500	60.6	60.1	
Syracuse	6-10	.375	64.5	67.8	6-10	.375	64.5	67.8	
Villanova	6-10	.375	57.1	60.5	6-10	.375	57.1	60.5	
Cincinnati	6-10	.375	53.6	60.4	6-10	.375	53.6	60.4	
Providence	5-11	.312	50.6	62.2	5-11	.312	50.6	62.2	
Marquette	4-12	.250	52.6	64.9	4-12	.250	52.6	64.9	
Seton Hall	1-15	.062	49.6	63.2	1-15	.062	49.6	63.2	
Pittsburgh	0-16	.000	51.6	72.9	0-16	.000	51.6	72.9	

TEAM SUMMARIES	G	PF-PA	Avg score	Margin	FG-FGA	Pct.	3FG-FGA	Pct.	FT-FTA	Pct.	RebF	RebA	Margin
Cincinnati	16	857-966	53.6-60.4	-6.8	318-804	.396	81-276	.293	140-229	.611	476	574	-6.1
Connecticut	16	1212-781	75.8-48.8	+26.9	440-917	.480	117-315	.371	215-285	.754	646	496	+9.4
DePaul	16	1091-1076	68.2-67.2	+0.9	409-942	.434	115-349	.330	158-218	.725	566	603	-2.3
Georgetown	16	968-878	60.5-54.9	+5.6	340-953	.357	84-281	.299	204-300	.680	602	616	-0.9
Louisville	16	1026-998	64.1-62.4	+1.8	355-886	.401	95-293	.324	221-298	.742	595	589	+0.4
Marquette	16	842-1039	52.6-64.9	-12.3	298-813	.367	59-207	.285	187-256	.730	571	570	+0.1
Notre Dame	16	1250-855	78.1-53.4	+24.7	449-936	.480	68-190	.358	284-352	.807	653	473	+11.2
Pittsburgh	16	825-1166	51.6-72.9	-21.3	300-873	.344	38-179	.212	187-266	.703	543	612	-4.3
Providence	16	809-996	50.6-62.2	-11.7	298-894	.333	64-236	.271	149-246	.606	557	608	-3.2
Rutgers	16	914-898	57.1-56.1	+1.0	341-859	.397	43-159	.270	189-266	.711	560	554	+0.4
Seton Hall	16	794-1011	49.6-63.2	-13.6	286-859	.333	66-241	.274	156-230	.678	549	593	-2.8
St. John's	16	967-846	60.4-52.9	+7.6	352-873	.403	30-112	.268	233-336	.693	572	581	-0.6
Syracuse	16	1032-1085	64.5-67.8	-3.3	356-929	.383	57-214	.266	263-334	.787	648	576	+4.5
USF	16	969-961	60.6-60.1	+0.5	333-924	.360	85-298	.285	218-303	.719	568	671	-6.4
Villanova	16	913-968	57.1-60.5	-3.4	321-818	.392	139-387	.359	132-172	.767	479	602	-7.7
West Virginia	16	974-919	60.9-57.4	+3.4	324-829	.391	69-236	.292	257-374	.687	653	520	+8.3

ATTENDANCE	Home	Average	Away	Average	Neutral	Average	Total	Average
Cincinnati	8-7914	989	8-15108	1888	0-0	0	16-23022	1439
Connecticut	8-83188	10398	8-45500	5688	0-0	0	16-128688	8043
DePaul	8-25871	3234	8-29441	3680	0-0	0	16-55312	3457
Georgetown	8-10066	1258	8-17737	2217	0-0	0	16-27803	1738
Louisville	8-87223	10903	8-14977	1872	0-0	0	16-102200	6388
Marquette	8-14401	1800	8-29239	3655	0-0	0	16-43640	2728
Notre Dame	8-71338	8917	8-40184	5023	0-0	0	16-111522	6970
Pittsburgh	8-15555	1944	8-19530	2441	0-0	0	16-35085	2193
Providence	8-2959	370	8-30391	3799	0-0	0	16-33350	2084
Rutgers	8-19359	2420	8-18526	2316	0-0	0	16-37885	2368
Seton Hall	8-7187	898	8-9758	1220	0-0	0	16-16945	1059
St. John's	8-14297	1787	8-20829	2604	0-0	0	16-35126	2195
Syracuse	8-11092	1386	8-22355	2794	0-0	0	16-33447	2090
USF	8-5570	696	8-38976	4872	0-0	0	16-44546	2784
Villanova	8-8367	1046	8-27888	3486	0-0	0	16-36255	2266
West Virginia	8-21971	2746	8-25919	3240	0-0	0	16-47890	2993
Totals	128-406358	3175	128-406358	3175	0-0	0	256-812716	3175

2011-12 BIG EAST Conference
INDIVIDUAL BASKETBALL STATISTICS
FINAL (Conference games only)

To be ranked, a player must appear in at least 75.0% of their team's games.

SCORING								REBOUNDING							
	Cl	G	FG	3FG	FT	Pts	Avg/G		Cl	G	Off	Def	Total	Avg/G	
1. RODGERS, Sugar-GU	Jr	16	102	37	60	301	18.8	1. PETERS, Devereaux-ND	Sr	16	64	111	175	10.9	
2. MARTIN, Anna-DPU	Jr	16	103	25	68	299	18.7	2. HARRY, Katherine-DPU	Jr	16	40	134	174	10.9	
3. DIGGINS, Skylar-ND	Jr	16	95	12	82	284	17.8	3. DUNNING, Ayana-WVU	Jr	16	41	110	151	9.4	
4. CREW, Jasmine-SHU	Sr	16	92	9	87	280	17.5	4. ASHMEADE, Tajay-SHU	Sr	16	61	82	143	8.9	
5. HAYES, Tiffany-Uconn	Sr	16	89	26	72	276	17.3	5. PLOUFFE, Katherine-MU	So	16	47	83	130	8.1	
6. WYNNE, Jasmine-USF	Sr	13	73	5	49	200	15.4	6. WRIGHT, Teya-PC	Sr	15	51	58	109	7.3	
7. HEMINGWAY, Iasia-SU	Sr	16	72	0	101	245	15.3	7. BURDGESS, Leeza-PITT	So	15	47	61	108	7.2	
8. NOVOSEL, Natalie-ND	Sr	16	80	20	60	240	15.0	8. TYSON-THOMAS, Carmen-SU	Jr	16	54	61	115	7.2	
9. MOSQUEDA-LEWIS, K.-Ucon	Fr	16	83	37	30	233	14.6	9. SWEENEY, Laura-VU	Jr	16	27	86	113	7.1	
10. HOLLINS, Dayeesha-CIN	So	16	88	14	42	232	14.5	10. STEVENS, Da'Shena-STJ	Sr	15	32	70	102	6.8	
11. SCHIMMEL, Shoni-LOU	So	16	80	36	30	226	14.1	11. ALEXANDER, Kayla-SU	Jr	16	58	49	107	6.7	
12. RUSHDAN, Khadijah-RU	Sr	14	71	1	54	197	14.1	12. BUSSIE, Asya-WVU	Jr	16	48	57	105	6.6	
13. ALEXANDER, Kayla-SU	Jr	16	82	0	59	223	13.9	13. OLIVER, Monique-RU	Jr	16	38	65	103	6.4	
14. CALDWELL, Christal-WVU	So	16	80	14	48	222	13.9	14. RUSHDAN, Khadijah-RU	Sr	14	26	64	90	6.4	
15. SWEENEY, Laura-VU	Jr	16	82	9	40	213	13.3	15. CRAWFORD, Adria-GU	Sr	15	44	52	96	6.4	
16. REAVES, Bjonee-CIN	Sr	16	67	42	36	212	13.3	16. CALDWELL, Christal-WVU	So	16	44	57	101	6.3	
17. PETERS, Devereaux-ND	Sr	16	81	0	49	211	13.2	17. DOLSON, Stefanie-Uconn	So	16	36	63	99	6.2	
18. PENNY, Jasmine-DPU	So	16	87	0	34	208	13.0	18. HEMINGWAY, Iasia-SU	Sr	16	39	59	98	6.1	
19. PLOUFFE, Katherine-MU	So	16	79	0	47	205	12.8	CONNER, Tiffany-USF	Jr	16	22	76	98	6.1	
20. BUSSIE, Asya-WVU	Jr	16	65	0	73	203	12.7	20. DYER, Shawnta'-LOU	Fr	16	34	59	93	5.8	
21. KIESEL, Brianna-PITT	Fr	16	76	7	43	202	12.6	HAYES, Tiffany-Uconn	Sr	16	27	66	93	5.8	
22. STEVENS, Da'Shena-STJ	Sr	15	67	0	55	189	12.6	FARIS, Kelly-Uconn	Jr	16	35	58	93	5.8	
23. OREKHOVA, Inga-USF	Jr	15	59	41	28	187	12.5	McKENITH, Nadirah-STJ	Jr	16	26	67	93	5.8	
24. SMITH, Shenneika-STJ	Jr	16	81	5	32	199	12.4								
25. SYKES, April-RU	Sr	16	79	16	21	195	12.2								
26. HARTLEY, Bria-Uconn	So	16	72	24	23	191	11.9								
27. BURKE, Becky-LOU	Sr	16	58	42	32	190	11.9								
McKENITH, Nadirah-STJ	Jr	16	60	6	64	190	11.9								
29. ANDERSON, Ashlee-PITT	So	16	65	9	45	184	11.5								
30. OLIVER, Monique-RU	Jr	16	67	1	44	179	11.2								

FIELD GOAL PCT						ASSISTS				
	Cl	G	FGM	FGA	Pct.		Cl	G	No.	Avg/G
1. RANDOLPH, Jeanise-CIN	So	15	46	77	.597	1. DIGGINS, Skylar-ND	Jr	16	92	5.8
2. HAYES, Tiffany-Uconn	Sr	16	89	150	.593	2. MINIX, Gabi-MU	So	16	90	5.6
3. PENNY, Jasmine-DPU	So	16	87	153	.569	3. HRYNKO, Brittany-DPU	Fr	16	75	4.7
4. OLIVER, Monique-RU	Jr	16	67	119	.563	4. McKENITH, Nadirah-STJ	Jr	16	74	4.6
5. DOLSON, Stefanie-Uconn	So	16	66	118	.559	5. WRIGHT, Rubylee-GU	Sr	16	73	4.6
6. PETERS, Devereaux-ND	Sr	16	81	146	.555	6. FARIS, Kelly-Uconn	Jr	16	71	4.4
7. ALEXANDER, Kayla-SU	Jr	16	82	149	.550	SCHIMMEL, Shoni-LOU	So	16	71	4.4
8. BUSSIE, Asya-WVU	Jr	16	65	123	.528	8. RUSHDAN, Khadijah-RU	Sr	14	54	3.9
9. DIGGINS, Skylar-ND	Jr	16	95	187	.508	9. HARTLEY, Bria-Uconn	So	16	57	3.6
10. McBRIDE, Kayla-ND	So	16	68	136	.500	10. HAYES, Tiffany-Uconn	Sr	16	54	3.4
11. RUSHDAN, Khadijah-RU	Sr	14	71	143	.497	11. HAMPTON, Brooke-WVU	So	16	53	3.3
12. CHISHOLM, Chanel-CIN	Sr	16	49	99	.495	12. HOLLINS, Dayeesha-CIN	So	16	52	3.3
13. HARRY, Katherine-DPU	Jr	16	69	141	.489	13. HALL, Elashier-SU	Jr	16	49	3.1
14. DUNNING, Ayana-WVU	Jr	16	52	109	.477	14. HEMINGWAY, Iasia-SU	Sr	16	47	2.9
15. SWEENEY, Laura-VU	Jr	16	82	173	.474	COFFEY, Rachel-SU	So	16	47	2.9

2011-12 BIG EAST Conference
INDIVIDUAL BASKETBALL STATISTICS
FINAL (Conference games only)

FREE THROW PCT		Cl	G	FTM	FTA	Pct.
1.	McBRIDE, Kayla-ND	So	16	34	37	.919
2.	NOVOSEL, Natalie-ND	Sr	16	60	67	.896
3.	BURKE, Becky-LOU	Sr	16	32	37	.865
4.	MARTIN, Anna-DPU	Jr	16	68	79	.861
5.	KANE, Devon-VU	So	16	42	49	.857
6.	CREW, Jasmine-SHU	Sr	16	87	105	.829
7.	HEMINGWAY, Iasia-SU	Sr	16	101	122	.828
8.	RODGERS, Sugar-GU	Jr	16	60	74	.811
9.	HAYES, Tiffany-Uconn	Sr	16	72	90	.800
10.	PLOUFFE, Katherine-MU	So	16	47	59	.797
11.	McKENITH, Nadirah-STJ	Jr	16	64	81	.790
12.	DIGGINS, Skylar-ND	Jr	16	82	104	.788
13.	ALEXANDER, Kayla-SU	Jr	16	59	75	.787
14.	OLIVER, Monique-RU	Jr	16	44	56	.786
15.	REAVES, Bjonee-CIN	Sr	16	36	46	.783

STEALS		Cl	G	No.	Avg/G
1.	DIGGINS, Skylar-ND	Jr	16	41	2.6
2.	HAYES, Tiffany-Uconn	Sr	16	40	2.5
3.	RODGERS, Sugar-GU	Jr	16	38	2.4
4.	SCHIMMEL, Shoni-LOU	So	16	37	2.3
	MAGEE, Tia-GU	Sr	16	37	2.3
	McKENITH, Nadirah-STJ	Jr	16	37	2.3
7.	TYSON-THOMAS, Carmen-SU	Jr	16	36	2.3
8.	HARTLEY, Bria-Uconn	So	16	35	2.2
9.	SWEENEY, Laura-VU	Jr	16	33	2.1
10.	MINIX, Gabi-MU	So	16	32	2.0
	WRIGHT, Rubylee-GU	Sr	16	32	2.0
	ROBERTS, Symone-PC	Jr	16	32	2.0
13.	HRYNKO, Brittany-DPU	Fr	16	31	1.9
	CONNER, Tiffany-USF	Jr	16	31	1.9
15.	CHISHOLM, Chanel-CIN	Sr	16	30	1.9
	FARIS, Kelly-Uconn	Jr	16	30	1.9
	PETERS, Devereaux-ND	Sr	16	30	1.9
	HARLEE, Jessica-WVU	So	16	30	1.9
	McPHERSON, Eugeneia-STJ	Jr	16	30	1.9

3-POINT FG PCT		Cl	G	3FG	FGA	Pct.
1.	HAYES, Tiffany-Uconn	Sr	16	26	44	.591
2.	NOVOSEL, Natalie-ND	Sr	16	20	43	.465
3.	BURFORD, Lauren-VU	Fr	16	34	74	.459
4.	ROBERTS, Rachel-VU	Jr	16	28	61	.459
5.	COFFEY, Rachel-SU	So	16	26	64	.406
6.	BURKE, Becky-LOU	Sr	16	42	106	.396
7.	CROPPER, Alicia-PC	So	16	19	48	.396
8.	KIMMEL, Lindsay-VU	Sr	15	23	59	.390
9.	MOSQUEDA-LEWIS, K.-Ucon	Fr	16	37	98	.378
10.	DOTY, Caroline-Uconn	Jr	15	18	49	.367
11.	MALLORY, Brittany-ND	Sr	16	20	56	.357
12.	REAVES, Bjonee-CIN	Sr	16	42	118	.356
13.	ROGOWSKI, Megan-DPU	Fr	16	27	76	.355
14.	GREEN, Terry-SHU	Jr	16	28	81	.346
15.	BARNES, Rachel-PC	Sr	15	21	62	.339

3-POINT FG MADE		Cl	G	3FG	Avg/G
1.	OREKHOVA, Inga-USF	Jr	15	41	2.7
2.	REAVES, Bjonee-CIN	Sr	16	42	2.6
	BURKE, Becky-LOU	Sr	16	42	2.6
4.	RODGERS, Sugar-GU	Jr	16	37	2.3
	MOSQUEDA-LEWIS, K.-Ucon	Fr	16	37	2.3
6.	SCHIMMEL, Shoni-LOU	So	16	36	2.3
7.	BURFORD, Lauren-VU	Fr	16	34	2.1
8.	HRYNKO, Brittany-DPU	Fr	16	30	1.9
9.	ROBERTS, Rachel-VU	Jr	16	28	1.8
	GREEN, Terry-SHU	Jr	16	28	1.8
11.	ROGOWSKI, Megan-DPU	Fr	16	27	1.7
12.	COFFEY, Rachel-SU	So	16	26	1.6
	MORSE, Arlesia-MU	Fr	16	26	1.6
	HAYES, Tiffany-Uconn	Sr	16	26	1.6
15.	MARTIN, Anna-DPU	Jr	16	25	1.6
	MORRIS, Brittany-SHU	Jr	16	25	1.6

BLOCKED SHOTS		Cl	G	No.	Avg/G
1.	ALEXANDER, Kayla-SU	Jr	16	46	2.9
2.	BUSSIE, Asya-WVU	Jr	16	43	2.7
3.	PETERS, Devereaux-ND	Sr	16	37	2.3
4.	OLIVER, Monique-RU	Jr	16	24	1.5
5.	HARRY, Katherine-DPU	Jr	16	23	1.4
6.	SIMMONS, Sarina-MU	Jr	16	22	1.4
7.	OKAFOR, Lauren-PC	So	16	21	1.3
	SMITH, Shenneika-STJ	Jr	16	21	1.3
	DOLSON, Stefanie-Uconn	So	16	21	1.3
10.	VAILS, Sheronne-LOU	So	16	20	1.3
	SWEENEY, Laura-VU	Jr	16	20	1.3
12.	STOKES, Kiah-Uconn	Fr	15	16	1.1
13.	ROWE, Caitlin-USF	Jr	16	17	1.1
14.	OREKHOVA, Inga-USF	Jr	15	14	0.9
15.	FARIS, Kelly-Uconn	Jr	16	14	0.9
	PLOUFFE, Katherine-MU	So	16	14	0.9

ASSIST/TURNOVER RATIO		Cl	G	Ast.	T/O	Ratio
1.	DIGGINS, Skylar-ND	Jr	16	92	40	2.3
2.	FARIS, Kelly-Uconn	Jr	16	71	38	1.9
3.	HARTLEY, Bria-Uconn	So	16	57	38	1.5
4.	McKENITH, Nadirah-STJ	Jr	16	74	52	1.4
5.	WRIGHT, Rubylee-GU	Sr	16	73	52	1.4
6.	RUSHDAN, Khadijah-RU	Sr	14	54	39	1.4
7.	HAMPTON, Brooke-WVU	So	16	53	40	1.3
8.	MINIX, Gabi-MU	So	16	90	80	1.1
9.	HAYES, Tiffany-Uconn	Sr	16	54	52	1.0
10.	HALL, Elashier-SU	Jr	16	49	49	1.0
11.	SCHIMMEL, Shoni-LOU	So	16	71	73	1.0
12.	HOLLINS, Dayeesha-CIN	So	16	52	58	0.9
13.	HRYNKO, Brittany-DPU	Fr	16	75	85	0.9

2011-12 BIG EAST Conference
INDIVIDUAL BASKETBALL STATISTICS
FINAL (Conference games only)

OFFENSIVE REBOUNDS	Cl	G	No.	Avg/G
1. PETERS, Devereaux-ND	Sr	16	64	4.0
2. ASHMEADE, Tajay-SHU	Sr	16	61	3.8
3. ALEXANDER, Kayla-SU	Jr	16	58	3.6
4. WRIGHT, Teya-PC	Sr	15	51	3.4
5. TYSON-THOMAS, Carmen-SU	Jr	16	54	3.4
6. BURDGESS, Leeza-PITT	So	15	47	3.1
7. BUSSIE, Asya-WVU	Jr	16	48	3.0
8. PENNY, Jasmine-DPU	So	16	47	2.9
PLOUFFE, Katherine-MU	So	16	47	2.9
10. CRAWFORD, Adria-GU	Sr	15	44	2.9
11. CALDWELL, Christal-WVU	So	16	44	2.8
12. DUNNING, Ayana-WVU	Jr	16	41	2.6
13. HARRY, Katherine-DPU	Jr	16	40	2.5
14. TAYLOR, Asia-LOU	Jr	15	37	2.5
15. HEMINGWAY, Iasia-SU	Sr	16	39	2.4

DEFENSIVE REBOUNDS	Cl	G	No.	Avg/G
1. HARRY, Katherine-DPU	Jr	16	134	8.4
2. PETERS, Devereaux-ND	Sr	16	111	6.9
3. DUNNING, Ayana-WVU	Jr	16	110	6.9
4. SWEENEY, Laura-VU	Jr	16	86	5.4
5. PLOUFFE, Katherine-MU	So	16	83	5.2
6. ASHMEADE, Tajay-SHU	Sr	16	82	5.1
7. CONNER, Tiffany-USF	Jr	16	76	4.8
8. STEVENS, Da'Shena-STJ	Sr	15	70	4.7
9. RUSHDAN, Khadijah-RU	Sr	14	64	4.6
10. SYKES, April-RU	Sr	16	72	4.5
SIMMONS, Sarina-MU	Jr	16	72	4.5
12. MCKENITH, Nadirah-STJ	Jr	16	67	4.2
13. HAYES, Tiffany-Uconn	Sr	16	66	4.1
14. BURDGESS, Leeza-PITT	So	15	61	4.1
15. ANDERSON, Ashlee-PITT	So	16	65	4.1
OLIVER, Monique-RU	Jr	16	65	4.1

MINUTES PLAYED	Cl	G	No.	Avg/G
1. CREW, Jasmine-SHU	Sr	16	606	37.9
2. KIESEL, Brianna-PITT	Fr	16	592	37.0
3. SCHIMMEL, Shoni-LOU	So	16	584	36.5
4. HOLLINS, Dayeesha-CIN	So	16	582	36.4
5. REAVES, Bjonee-CIN	Sr	16	580	36.2
6. MINIX, Gabi-MU	So	16	577	36.1
7. SMITH, Shenneika-STJ	Jr	16	576	36.0
8. MARTIN, Anna-DPU	Jr	16	569	35.6
9. BURKE, Becky-LOU	Sr	16	550	34.4
10. HEMINGWAY, Iasia-SU	Sr	16	549	34.3

2011-12 BIG EAST Conference
Conference Team Highs
FINAL (Conference games only)

TEAM HIGHS (highest totals made by)

Points	120	Notre Dame vs Pittsburgh (01/17/12)
	96	Connecticut vs Providence (01/10/12)
Margin	76 (120-44)	Notre Dame vs Pittsburgh (01/17/12)
	61 (96-35)	Connecticut vs Providence (01/10/12)
Field goals made	48	Notre Dame vs Pittsburgh (01/17/12)
	37	Notre Dame vs Marquette (12/07/11)
Field goal attempts	74	Notre Dame vs Pittsburgh (01/17/12)
	72	Georgetown vs Notre Dame (01/10/12)
Field goal percentage	.655 (36-55)	Connecticut vs Providence (01/10/12)
	.649 (48-74)	Notre Dame vs Pittsburgh (01/17/12)
3-Pt FG made	18	Louisville vs Syracuse (2/11/12)
	14	Villanova vs Syracuse (02/27/12)
3-Pt FG attempts	32	DePaul at USF (1/17/12)
	31	Cincinnati at Rutgers (01/07/12)
	31	Louisville vs Syracuse (2/11/12)
	31	Villanova vs Rutgers (02/18/12)
3-Pt percentage	.667 (2-3)	St. John's at Rutgers (2/12/12)
	.667 (2-3)	St. John's vs Villanova (2/25/12)
Free throws made	34	Syracuse at Pittsburgh (01/07/12)
	31	Syracuse vs West Virginia (12/7/11)
Free throw attempts	38	Syracuse at Pittsburgh (01/07/12)
	36	West Virginia at USF (02/01/12)
	36	West Virginia vs Pittsburgh (02/27/12)
Free throw percentage	1.000 (23-23)	Syracuse at Providence (1/31/12)
	1.000 (15-15)	Marquette vs Connecticut (2/25/12)
	1.000 (12-12)	Marquette vs Villanova (1/10/12)
	1.000 (8-8)	Pittsburgh at Cincinnati (02/11/12)
	1.000 (6-6)	Villanova vs Cincinnati (01/24/12)
	1.000 (4-4)	Villanova vs Connecticut (01/14/12)
Rebounds	53	Connecticut vs USF (01/28/12)
	52	Notre Dame at Rutgers (01/31/12)
Assists	33	Notre Dame vs Pittsburgh (01/17/12)
	29	Notre Dame vs Marquette (12/07/11)
	29	Connecticut vs Providence (01/10/12)
Steals	22	Georgetown at Marquette (1/17/12)
	18	Notre Dame vs Marquette (12/07/11)
	18	Connecticut at DePaul (01/21/12)
Blocked shots	10	West Virginia vs Marquette (1/28/12)
	10	Syracuse vs Georgetown (02/25/12)
Turnovers	37	Marquette at Notre Dame (12/07/11)
	30	Syracuse at Georgetown (01/15/12)
	30	West Virginia vs Georgetown (1/24/12)
Fouls	27	West Virginia vs Georgetown (1/24/12)
	26	West Virginia at Syracuse (12/7/11)

2011-12 BIG EAST Conference
Conference Individual Highs
FINAL (Conference games only)

INDIVIDUAL PLAYER GAME HIGHS

Points	36	MARTIN, Anna (DePaul) vs Cincinnati (02/27/12)
	35	HAYES, Tiffany (Connecticut) at Syracuse (01/25/12)
Field goals made	15	MARTIN, Anna (DePaul) vs Cincinnati (02/27/12)
	11	RODGERS, Sugar (Georgetown) vs DePaul (01/03/12)
	11	MARTIN, Anna (DePaul) vs Pittsburgh (01/14/12)
	11	HAYES, Tiffany (Connecticut) at Syracuse (01/25/12)
Field goal attempts	26	RODGERS, Sugar (Georgetown) vs Louisville (01/22/12)
	26	CREW, Jasmine (Seton Hall) vs Louisville (2/27/12)
Field goal percentage	.900 (9-10)	DUNNING, Ayana (West Virginia) at St. John's (2/21/12)
	.900 (9-10)	DYER, Shawnta' (Louisville) at Seton Hall (2/27/12)
3-Pt FG made	8	BURKE, Becky (Louisville) vs Syracuse (2/11/12)
	7	DOWD, Abby (Pittsburgh) at DePaul (01/14/12)
	7	GREEN, Terry (Seton Hall) vs DePaul (1/28/12)
3-Pt FG attempts	16	OREKHOVA, Inga (USF) vs Georgetown (1/7/12)
	15	BURKE, Becky (Louisville) vs Syracuse (2/11/12)
3-Pt percentage	1.000 (7-7)	GREEN, Terry (Seton Hall) vs DePaul (1/28/12)
	.833 (5-6)	BURFORD, Lauren (Villanova) vs Pittsburgh (01/03/12)
	.833 (5-6)	BURFORD, Lauren (Villanova) vs Seton Hall (01/31/12)
	.833 (5-6)	MORSE, Arlesia (Marquette) vs Pittsburgh (2/4/12)
Free throws made	15	HEMINGWAY, Iasia (Syracuse) at Pittsburgh (01/07/12)
	13	MARTIN, Anna (DePaul) at Rutgers (01/24/12)
	13	STEVENS, Da'Shena (St. John's) vs Villanova (2/25/12)
Free throw attempts	18	DIGGINS, Skylar (Notre Dame) vs West Virginia (02/12/12)
	16	HEMINGWAY, Iasia (Syracuse) at Pittsburgh (01/07/12)
	16	STEVENS, Da'Shena (St. John's) vs Villanova (2/25/12)
Free throw percentage	1.000 (12-12)	NOVOSEL, Natalie (Notre Dame) vs USF (02/25/12)
	1.000 (9-9)	SAUNDERS, Kaneisha (USF) vs Seton Hall (1/25/12)
	1.000 (9-9)	HAYES, Tiffany (Connecticut) at Marquette (2/25/12)
	1.000 (8-8)	BROWN, Alexis (Seton Hall) vs Connecticut (12/9/11)
	1.000 (8-8)	PLOUFFE, Katherine (Marquette) vs Villanova (1/10/12)
	1.000 (8-8)	SMITH, Bria (Louisville) at Rutgers (01/14/12)
	1.000 (8-8)	WRIGHT, Rubylee (Georgetown) at Syracuse (02/25/12)
	1.000 (8-8)	PLOUFFE, Katherine (Marquette) vs Connecticut (2/25/12)
Rebounds	20	HARRY, Katherine (DePaul) vs Louisville (01/31/12)
	18	DOLSON, Stefanie (Connecticut) vs USF (01/28/12)
	18	PETERS, Devereaux (Notre Dame) vs USF (02/25/12)
Assists	11	DIGGINS, Skylar (Notre Dame) at Cincinnati (01/14/12)
	10	WRIGHT, Rubylee (Georgetown) at Pittsburgh (12/07/11)
	10	SIMMONS, Sarina (Marquette) vs Seton Hall (1/7/12)
	10	McKENITH, Nadirah (St. John's) at Pittsburgh (01/31/12)
	10	DIGGINS, Skylar (Notre Dame) vs DePaul (02/05/12)
	10	SCHIMMEL, Shoni (Louisville) vs Syracuse (2/11/12)
Steals	7	SWEENEY, Laura (Villanova) at Marquette (1/10/12)
	7	BERNARD, Sasha (USF) at Notre Dame (02/25/12)
Blocked shots	8	ALEXANDER, Kayla (Syracuse) vs Georgetown (02/25/12)
	7	BUSSIE, Asya (West Virginia) vs Marquette (1/28/12)
Turnovers	11	HAMPTON, Keisha (DePaul) vs St. John's (12/07/11)
	10	HRYNKO, Brittany (DePaul) at Louisville (2/25/12)
	10	HEMINGWAY, Iasia (Syracuse) vs Georgetown (02/25/12)