

U.S. DEPARTMENT OF HEALTH AND HUMAN SERVICES
Administration for Children and Families
Administration on Children, Youth and Families
Head Start Bureau

Biennial Report to Congress

The Status of Children in
Head Start Programs

2003



This document was prepared under Contract No. 233-02-0002 of the Head Start Bureau, Administration on Children, Youth and Families, Administration for Children and Families, U.S. Department of Health and Human Services, by the National Head Start Training and Technical Assistance Resource Center, 1000 Wilson Blvd. Suite 1000, Arlington, VA 22209.

Table of Contents

I. Introduction	1
II. Response to Section 650 of the Head Start Act	7
Appendix A <i>Head Start Program Enrollment by County</i>	33
Appendix B <i>Quality Funding by State under Section 640(a)(3)</i>	131
Appendix C <i>Head Start Funds Allocated under Section 640(a)(2) and (a)(3)</i>	135
Appendix D <i>Head Start Cost per Child by State</i>	139
Appendix E <i>Head Start Program Information Report</i>	145
Appendix F <i>Summary Program Information Report Data</i>	167
Appendix G <i>Head Start Grant Application and Budget Instrument</i>	183
Appendix H <i>Head Start Fact Sheets</i>	211
Appendix I <i>Federal Register Notice of the Biennial Report</i>	221

Introduction

The Department of Health and Human Services (HHS) is pleased to submit this report pursuant to Section 650 of the Head Start Act, as amended. This Section requires the Secretary of HHS to submit a report to the Congress on the status of children in Head Start programs at least once during every two-year period. This report includes information for Fiscal Years (FY) 2002 and 2003.

As expressed in the Head Start Act, the purpose of the Head Start program is “to promote school readiness by enhancing the social and cognitive development of low-income children through the provision, to low-income children and their families, of health, educational, nutritional, social, and other services that are determined, based on family needs assessments, to be necessary.” To this end, the HHS Administration for Children and Families (ACF) awards grants to conduct Head Start programs to local public and private for-profit and non-profit agencies. In FY 2003, 1,670 grantees in more than 2,200 urban, suburban and rural communities in all 50 States, the District of Columbia, and U.S. Territories served 909,608 children, 62,000 of which were children from birth to age three.

Head Start focuses primarily on children whose families have incomes at or below the poverty line (which in 2003, was set at an annual income of \$18,400 for a family of four), or who are eligible for public assistance. The Head Start Act allows for and regulations permit up to 10 percent of the Head Start population in local programs to come from families who do not meet the low-income criteria. The statute also requires that a minimum of 10 percent of enrollment opportunities in each program be made available to children with disabilities.

STATUS OF CHILDREN

Our knowledge about the importance of high quality early education has advanced dramatically since the 1965 launch of the Head Start program and so has data on the outcomes for low-income children and families, including those served by Head Start. Many research studies indicated that achievement gaps continue to persist between children from low-income families and children from middle income families. Although the HHS 2001 Head Start Family and Child Experiences Survey (FACES) found the children achieved a 38 percent gain in letter recognition and improved pre-writing skills, they continue to lag behind their more advantaged peers at entry into Kindergarten. The FACES study is presently following Head Start children through Kindergarten and the findings about the progress children make as they finish Kindergarten will be available in future reports.

Recognizing that Head Start programs can do more both to support children’s cognitive development and especially to significantly boost language development and help preschoolers acquire the knowledge, skills, and attitudes that predict later success in reading, writing and mathematics, President George W. Bush launched the Good Start, Grow Smart Early Childhood Initiative in April 2002. Through the implementation of this Presidential Initiative, HHS has taken important steps to improve the quality of

Head Start programs to assure every enrolled child and family receives the benefits of high quality services that strengthen children's school-readiness. HHS efforts included the Strategic Teacher Education Program and a new accountability system to ensure for the first time that every Head Start program assesses the standards of learning in early literacy, language, and math skills.

The Strategic Teacher Education Program (STEP) provided all Head Start grantees the opportunity and funding to strengthen the educational component of their Head Start program by participating in a series of intensive early literacy training activities. STEP training for Head Start's 50,000 classroom teachers focused on the fundamental knowledge of early development and literacy and state-of-the-art early literacy teaching techniques.

To ensure cognitive development for children in Head Start, in FY 2002, HHS developed a national strategy to assess standards of learning in early literacy, language, and math skills. This new accountability system, called the National Reporting System (NRS), will provide comparable data about the progress that children are making in each Head Start program – the data is not provided on an individual basis. NRS information will be reported to programs to supplement and enhance their local aggregation of child outcome data and to support continuous program self-assessment by each program. The NRS will help monitor grantee progress and HHS will use the NRS information to guide training and technical assistance and to develop new ways of incorporating outcomes into future monitoring reviews.

HHS has taken steps to promote continuous improvement and a stronger focus on outcomes in every local Head Start program. Yet, the HHS focus on the need for early literacy is not intended to suggest that Head Start should be anything less than a comprehensive early childhood program. HHS has developed performance standards that each Head Start program is required to follow. The Head Start Performance Standards are organized around three major content areas: Early Childhood Development and Health Services, Family and Community Partnerships, and Program Design and Management.

Each local Head Start agency must develop a plan to implement the performance standards and HHS is required to conduct a full review of each Head Start agency at least once during each three-year period to determine whether the agency meets program and fiscal requirements. The monitoring teams, comprised of federal staff and non-federal reviewers, carry out a comprehensive on-site review to determine grantees' compliance with performance standards and other regulations. Whenever the Secretary determines that the results of an on-site review demonstrate that a grantee's performance is deficient, grantees must correct the deficiencies in one of three ways. The grantee must correct the deficiency immediately, if the deficiency threatens the health or safety of staff or program participants; within 90 days, if it is reasonable for the deficiency to be corrected within such time; or within one year, subject to the development and approval by the Secretary of a quality improvement plan. Grantee agencies that are not successful in correcting deficiencies are replaced by other

community agencies. These efforts have led to significant improvements in quality for Head Start programs.

***Response to Section 650
of the Head Start Act***

This section of the report responds in sequence to specific information requests in Section 650 of the Head Start Act, as amended.

(1) A statement for the then most recently concluded fiscal year specifying—

(A) The amount of funds received by Head Start and Early Head Start agencies designated under section 641 to provide Head Start services in a period before such fiscal year;

In FY 2002, Head Start's budget totaled \$6,536,570,000. Of this amount, \$6,226,314,750 was awarded to agencies designated to provide Head Start services in local communities.

(B) The amount of funds received by Head Start and Early Head Start agencies newly designated under section 641 to provide such services in such fiscal year;

In FY 2003, no Head Start program funds were provided to agencies to provide services in previously unserved communities.

(2) A description of the distribution of Head Start services relative to the distribution of children who are eligible to participate in Head Start programs, including geographic distribution within States;

Appendix A lists for each county in the United States the number of children presently enrolled in Head Start.

(3) A statement identifying how funds expended under section 640(a)(2), and funds allotted under section 640(a)(3), were distributed and used at national, regional and local levels;

Funds allocated under Section 640(a)(2) totaled \$866,681,790 in FY 2003 and were used for the following purposes:

- ◆ Section 640(a)(2)(A), Funding for American Indian-Alaska Native programs (\$183,412,092); funding for Migrant and Seasonal programs (\$260,201,087). The funds were allocated directly to those Head Start grantees responsible for serving children living on federally recognized reservations, and children of migrant farm workers. In FY 2003, these funds were used to support Head Start services to 57,411 children;
- ◆ Section 640(a)(2)(B), Payments to Guam, American Samoa, the Federated States of Micronesia, the Republic of the Marshall Islands, Palau, The Northern Mariana Islands (\$15,128,452); and the Virgin Islands (\$9,992,265). The funds were allocated directly to those Head Start grantees responsible for serving children living in these areas. In FY 2003, these funds were used to support Head Start services to 7,370 children;
- ◆ Section 640(a)(2)(C), Training and Technical Assistance; Total: \$133,351,000. (In addition, \$33,337,665 was allocated for Early Head Start T/TA.) Of these funds \$68,872,000 was awarded directly to Head Start grantees to allow grantees to purchase their own training and technical assistance (T/TA) services.

The FY 2003 Regional T/TA Allocations

REGION	ALLOCATED DOLLARS
Region I – CT, MA , ME, NH, RI, VT	\$2,424,000
Region II – NJ, NY, PR, VI	7,544,000
Region III – DE, DC, MD, PA, VA, WVA	5,449,000
Region IV – AL, FL, GA, KY, MS, NC, SC, TN	12,355,000
Region V – IL, IN, MI, MN, OH, WI	11,122,000
Region VI – AR, LA, NM, OK, TX	9,163,000
Region VII – IA, KS, MO, NE	2,984,000
Region VIII – CO, MT, ND, SD, UT, WY	2,228,000
Region IX – AZ, CA, HI, NE, GU, OP, Am. Samoa	8,439,000
Region X – AK, ID, OR, WA	1,918,000
American Indian-Alaska Native Programs	2,426,000
Migrant and Seasonal Programs	2,820,000

Those funds not awarded directly to grantees were used to support a variety of T/TA efforts, such as funding Regional Training and Technical Assistant contracts, funding Interagency Agreements with the Public Health Service and the Department of Education, developing and printing training materials, training special populations and other efforts designed to improve grantee performance.

- ◆ Section 640(a)(2) (A) (D) and (E), Discretionary Payments; Total: \$231,259,229.

The funds allocated under Section 640(a)(2) (A) (D) and (E) Discretionary payments totaled \$231,259,229 and were used for the following purposes:

PURPOSE	FUNDING AMOUNT
Research, Demonstration and Evaluation Projects	\$20,000,000
Program Support Activities (HS monitoring, panel reviews and IT support)	26,051,000
Head Start Disability Services	3,000,000
Discretionary payments to grantees to serve additional children and families	182,208,229

- ◆ Section 640(a)(3) funds -- quality improvement funds -- in FY 2003, totaled \$31,338,845. The amount that was allocated, by jurisdiction, is attached as Appendix B. One half of these funds are required to be used to increase staff salaries and benefits. Quality improvement funds were also used to support staff training. Data on Head Start funds allocated under Section 640(a)(2) and (a)(3) are detailed in Appendix C.

(4) A statement specifying the amount of funds provided by the State, and by local sources, to carry out Head Start programs;

Head Start grantees are required to generate, from non-federal sources, 20 percent of their total Head Start grant (or 25 percent of their federal funding). Grantees rely on many funding sources to generate this match, including state and local governments.

**(5) Cost per child and how such cost varies by region;
The FY 2003 Cost Per Child by Region:**

REGION	COST
Region I	\$7,581
Region II	7,831
Region III	7,053
Region IV	6,740
Region V	6,520
Region VI	6,559
Region VII	6,515
Region VIII	6,738
Region IX	7,842
Region X	7,645
American Indian-Alaska Native Programs	7,706
Migrant and Seasonal Programs	7,742

The variation in cost per child is attributed to a number of factors, such as the type of program model offered, staffing patterns, the availability of non-federal support and differences based on the cost-of-living. Funds are allocated to the states in an equitable fashion as required by the statutory formula. Appendix D shows the Head Start cost per child by State.

(6) A description of the level and nature of participation of parents in Head Start programs as volunteers and in other capacities;

- ◆ During the 2003 program year, nearly 890,000 current or former Head Start parents served as volunteers. The major volunteer activity was assisting in the classroom, accounting for about 70 percent of parent volunteer activity. Parents also served on policy councils, helped with fund raising, recruitment, and a number of other activities.
- ◆ During the 2003 program year, 58,228 current or former Head Start parents worked as paid Head Start staff. Current or former Head Start parents accounted for 27.5 percent of all paid staff in Head Start programs.

(7) Information concerning Head Start staff, including salaries, education, training, experience, and staff turnover;

Salaries

The following table includes the average salaries for Head Start staff during the 2002-2003 program year:

STAFF POSITION	SALARY AVERAGE
Head Start Directors	\$56,283
Child Development/Education Services Coordinators	39,147
Classroom Teachers	23,564
Teacher Aides	15,647

Staff Education, Training and Experience, and Turnover

The Head Start Act required that, by September 30, 2003, at least 50 percent of all Head Start teachers nationwide have an Associate Degree or higher credential.

- ◆ Eighty-eight percent of Head Start directors had at least a 2-year college degree. Fifty-nine percent of the directors with a college degree held an advanced degree.
- ◆ Of all classroom teachers in 2003, 26.5 percent had an Associate Degree, 26.8 percent had a Baccalaureate Degree, 3.9 percent had a graduate degree and 27 percent had a state certificate or Child Development Associate (CDA) credential. Nine percent of teachers were enrolled in degree programs and 2.8 percent of the teaching staff was in training to obtain a CDA credential.
- ◆ In 2003, 57 percent of Head Start teachers had a college degree in early childhood development or an equivalent field.
- ◆ During the 2002-2003 program year (between September and August) 9.7 percent of staff left the program.

(8) Information concerning children participating in programs that receive Head Start funding, including information on family income, racial and ethnic background, disability, and receipt of benefits under part A of title IV of the Social Security Act;

Distribution by Ethnic/Racial Origins:

RACE/ETHNICITY	PERCENT of CHILDREN
African-American	31.4
Asian	1.8
Hispanic/Latino	30.6
American Indian-Alaska Native	3.2
White	27.6
Hawaiian/Pacific Islander	1.0
Other	4.2

Language

- ◆ Seventy-five percent of the programs served children from more than one dominant language group.
- ◆ Twenty percent of the programs served children from four or more dominant language groups.

Distribution by Children’s Primary Language:

LANGUAGE	PERCENT of CHILDREN
English	73.3
Spanish	22.2
Other	4.5

Receipt of benefits under the TANF Program

- ◆ Twenty-one percent of Head Start families in FY 2003 received TANF benefits under Title IV-A of the Social Security Act.

Disabilities

- ◆ During the 2003 program year, Head Start programs reported that children with disabilities represented 12.5 percent of the total national enrollment.

The table below presents, by the specific type of disability, the percent of all Head Start children with disabilities served:

DISABILITY	PERCENT of CHILDREN
Speech or Language Impairment	59
Health Impairment	5
Serious Emotional Disturbance	3
Developmental Delay	18
Mental Retardation, Learning Disabilities, Autism	3
Multiple/Other Conditions	12

(9) The use and source of funds to extend Head Start services to operate full-day and year round;

About 464,600 Head Start families who needed full-day, full-year child care during the 2003 program year made arrangements that included the following:

- ◆ A total of 251,300 families received full-year, full-day services directly from Head Start.
- ◆ A total of 32,500 families received additional services at a family child care home.
- ◆ A total of 78,200 families received additional services through publicly subsidized or fee-for-service child care.
- ◆ A total of 154,300 families received additional care from related or unrelated adults at home.
- ◆ A total of 12,000 received care from a public school pre-K program.
- ◆ A total of 2,500 families made other arrangements.

(10) Using data from the monitoring conducted under section 641A (c):

(A) A description of the extent to which programs funded under this subchapter comply with performance standards and regulations in effect under this subchapter;

Head Start Program Monitoring: FY 2003

Below is a summary of the FY 2003 Head Start monitoring results. It presents the overall number of program requirements by content area and Core Question, and summarizes program monitoring results and areas of noncompliance by content area. It further quantifies the number of areas of noncompliance by each Core Question

within the three PRISM content areas. Finally, the chapter provides a summary of monitoring results by review decision.

1. Overall Number of Program Requirements

All Head Start program requirements are categorized under three broad content areas: Early Child Development and Health Services (ECDH); Family and Community Partnerships (FCP); and Program Design and Management (PDM). The content areas are then comprised of 17 Core Questions. There are four Core Questions within ECDH. FCP contains three Core Questions. PDM is comprised of 10 Core Questions. The number of program requirements that can be cited during a Head Start review varies from one Core Question to another. The total number of program requirements that could be cited across all Core Questions during a Head Start review is 1,797 (*Exhibit 1*).

Exhibit 1. Program Requirements by Content Area and Core Question, FY 2003

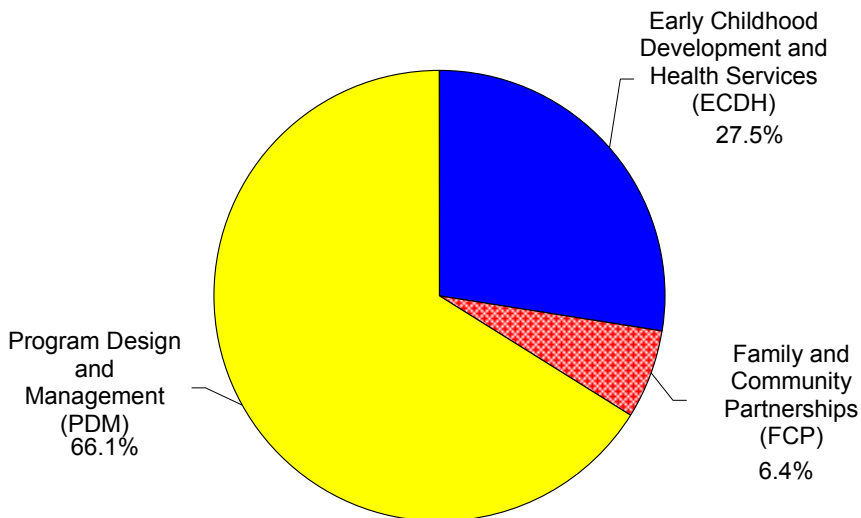
Content Area and Core Question	Program Requirements
Early Childhood Development and Health Services	
9a. Prevention and Early Intervention	171
9b. Health Care Tracking & Follow-up	25
10. Individualization	61
11. Disabilities Services	207
12. Curriculum and Assessment	89
Total for Early Childhood Development and Health Services	553
Family and Community Partnerships	
13. Family Partnership Building	75
14. Parent Involvement	97
15. Community Partnerships	34
Total for Family and Community Partnerships	206
Program Design and Management	
1. Program Governance	44
2. Planning	124
3. Communication	20
4. Record-Keeping & Reporting	17
5. Ongoing Monitoring	26
6. Self-Assessment	3
7. Human Resources	99
8. Fiscal Management	573
16. Eligibility, Recruitment, Selection, Enrollment, and Attendance	59
17. Facilities, Materials, Equipment, and Transportation	73
Total for Program Design and Management	1,038
Totals	1,797

2. Program Monitoring Results by Content Area

Regional Office officials cited a total of 10,760 areas of noncompliance for reviews conducted in FY 2003. Of these, 66.1 percent (7,116 areas of noncompliance) occurred within the Program Design and Management content area, 27.5 percent (2,958 areas of noncompliance) occurred within the Early Childhood Development and Health Services content area, and 6.4 percent (686 areas of noncompliance) occurred within the Family and Community Partnerships content area (*Exhibit 2*).

The information that follows explains the objective of each of the three content areas of Head Start monitoring reviews, and provides a summary of the Core Questions assigned to each content area. The number of areas of noncompliance identified by Regional Office officials is quantified by Core Question, and then further categorized by the program requirement areas that were most commonly cited.

Exhibit 2. Areas of Noncompliance by Content Area, FY 2003



a. Early Childhood Development and Health Services (ECDH)

The objective of this content area of the PRISM is to ensure the provision of comprehensive services that foster each child’s social, emotional, cognitive, and physical development. PRISM includes four Core Questions that assess program compliance with the requirements for Early Childhood Development and Health Services. The Core Questions that assess program compliance with Early Childhood Development and Health Services are listed and summarized below.

9a. *Prevention and Early Intervention.* Grantees must implement a comprehensive system of services for preventing health problems, and intervening promptly when they exist.

9b. *Health Care Tracking and Follow-Up.* Grantees must track the provision of all child health and developmental services and ensure that follow-up services are received in a timely manner.

10. *Individualization.* Grantees must individualize the program of child development and health services to meet each child’s unique characteristics, strengths, and needs, as determined in consultation with the family.

11. *Disabilities Services.* Grantees must ensure that individualized services are effectively provided to children with diagnosed or suspected disabilities.

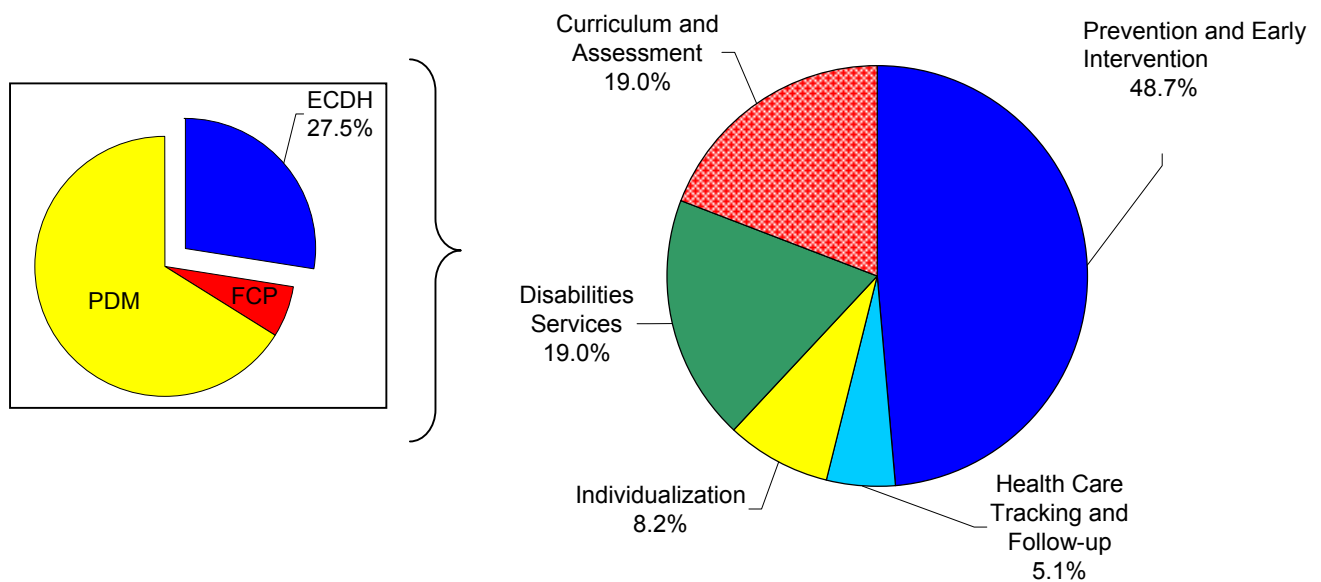
12. *Curriculum and Assessment.* Grantees must engage in a process of curriculum selection and development, implementation, and evaluation resulting in a written plan that supports the growth of children’s social competence, including school readiness, for each identified program option.

Within this content area, Regional Office officials identified a total of 2,958 areas of noncompliance. Of these, the largest number (1,439) were within the Core Question on Prevention and Early Intervention (48.7 percent) (*Exhibit 3*), and the most commonly

cited standards within this Core Question were those related to child health and developmental services (396 areas of noncompliance); facilities, materials, and equipment (288 areas of noncompliance); and child nutrition (272 areas of noncompliance).

The smallest number of areas of noncompliance (151) in this content area were within the Core Question on Health Care Tracking and Follow-up (5.1 percent) (*Exhibit 3*), and the most commonly cited standards within this Core Question were those related to child health and developmental services (108 areas of noncompliance); management systems and procedures (38 areas of noncompliance); and disabilities/health services coordination (5 areas of noncompliance).

Exhibit 3. Early Childhood Development and Health Services (ECDH): Areas of Noncompliance by Core Question, FY 2003



b. Family and Community Partnerships (FCP)

The objective of this content area of the PRISM is to support each family in fostering the development of their children and attaining family goals. Parents must be encouraged to become integrally involved in all aspects of the program’s development and implementation. PRISM includes three Core Questions that assess program compliance with the requirements for Family and Community Partnerships. The Core Questions that assess program compliance with Family and Community Partnerships are listed and summarized below.

13. *Family Partnership Building.* Grantees must engage in a process of collaborative partnership building with parents to establish mutual trust and to identify family goals, strengths, and necessary services and other supports.

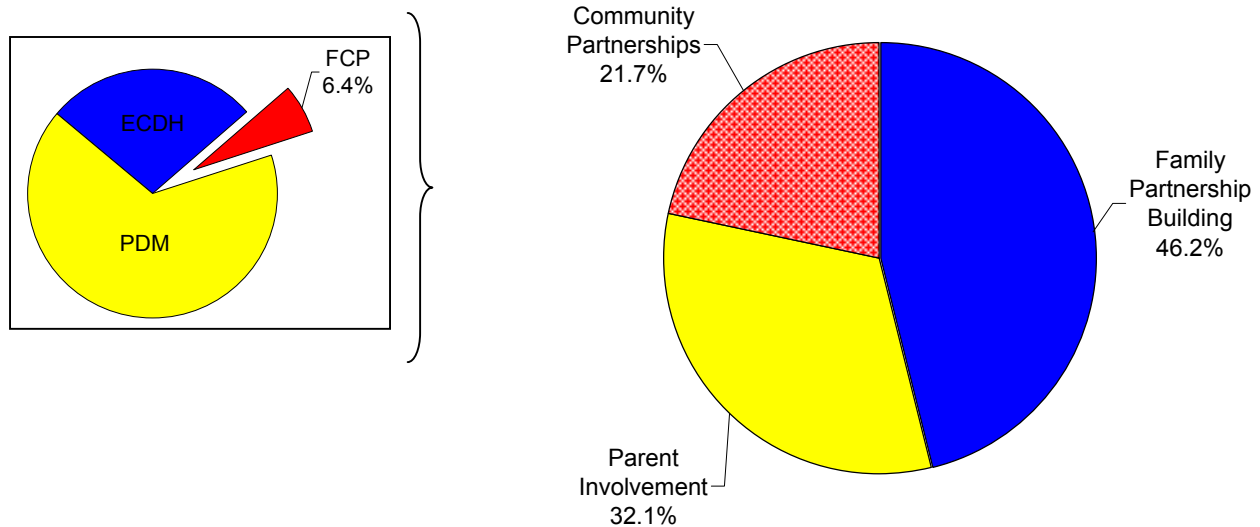
14. *Parent Involvement.* Grantees must provide parent involvement opportunities that are responsive to the ongoing and expressed needs of the parents, both as individuals and as members of a group.

15. *Community Partnerships.* Grantees must take an active role in community planning and advocacy to encourage strong communication, cooperation, and the sharing of information among agencies and their community partners to improve the delivery of services to children and families.

Within this content area, Regional Office officials identified a total of 686 areas of noncompliance. Of these, the largest number (317) were within the Core Question on Family Partnership Building (46.2 percent) (*Exhibit 4*), and the most commonly cited standards were those related to family partnerships (239 areas of noncompliance); child health and developmental services (19 areas of noncompliance); and education and early childhood development (18 areas of noncompliance).

The smallest number of areas of noncompliance (149) within this content area were within the Core Question on Community Partnerships (21.7 percent) (*Exhibit 4*), and the most commonly cited standards were those related to community partnerships (117 areas of noncompliance); purpose and scope of the disabilities service plan (18 areas of noncompliance); child nutrition (five areas of noncompliance); and family partnerships (five areas of noncompliance).

Exhibit 4. Family and Community Partnerships (FCP): Areas of Noncompliance by Core Question in FY 2003



c. Program Design and Management (PDM)

The objective of this content area of the PRISM is to ensure the grantee has an effective infrastructure that supports the implementation of quality services to children and families in Head Start. PRISM includes 10 Core Questions that assess program compliance with the requirements for Program Design and Management. The Core Questions that assess program compliance with Program Design and Management are listed and summarized below.

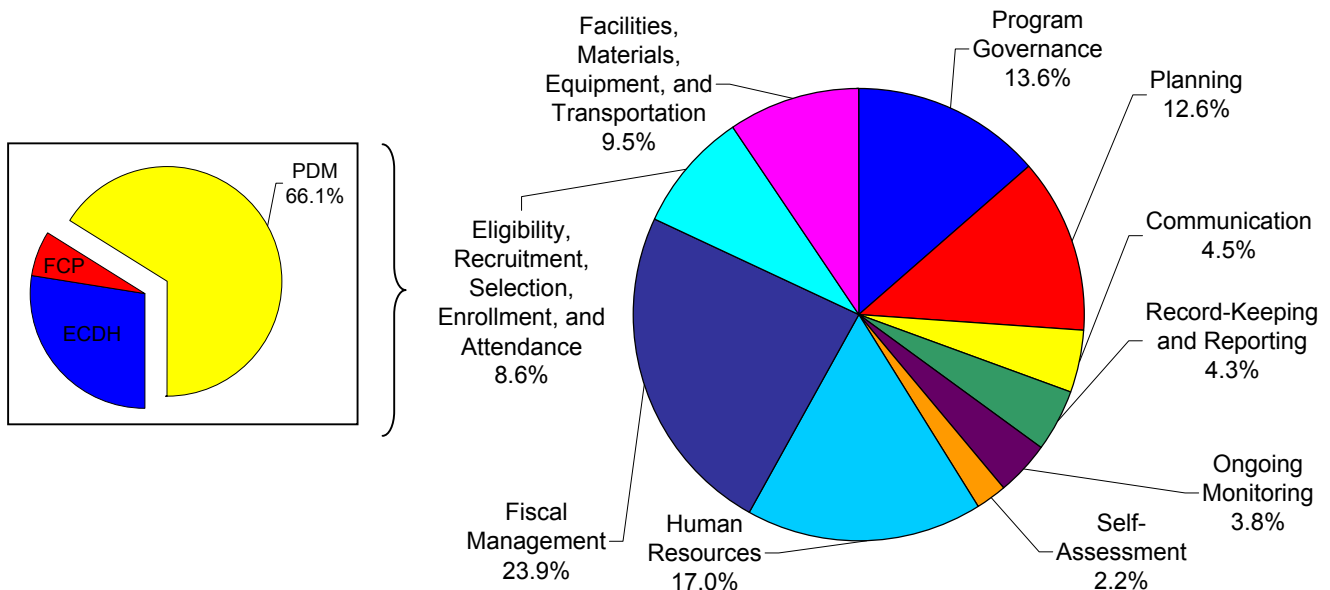
1. *Program Governance.* Grantees must establish and maintain a formal structure of shared governance in which parents can participate in policy making or in other decisions about the program.
2. *Planning.* Grantees must develop and implement a systematic process of planning that includes consultation with the program's governing body, policy groups, program staff, and other community agencies.
3. *Communication.* Grantees must establish and implement effective communication systems among parents, policy groups, staff, and the general community.
4. *Record-Keeping and Reporting.* Grantees must establish and maintain efficient and effective record-keeping and reporting systems to provide accurate, confidential, and timely information regarding children, families, staff, and program operations.
5. *Ongoing Monitoring.* Grantees must establish and implement procedures for their ongoing monitoring to ensure these operations effectively implement program requirements.
6. *Self-Assessment.* Grantees must conduct an annual self-assessment of their effectiveness and progress in meeting program goals and objectives, as well as implementing program requirements.
7. *Human Resources.* Grantees must establish and maintain an organizational structure that supports the accomplishment of program objectives and compliance with Federal regulations. The grantee must also ensure that staff and consultants have the knowledge, skills, and experience they need to perform their assigned functions responsibly.
8. *Fiscal Management.* Grantees must establish and maintain fiscal management systems that reflect the allowability, allocability and reasonableness of costs to support quality services in accordance with Federal regulations.
16. *Eligibility, Recruitment, Selection, Enrollment, and Attendance (ERSEA).* Grantees must establish and maintain systems that determine eligibility, and define recruitment and selection criteria. The grantee must maintain its funded enrollment level and analyze absenteeism, to assure children with the greatest need are receiving Head Start services.
17. *Facilities, Materials, Equipment, and Transportation.* Grantees must ensure that facilities, materials, equipment, and transportation services are safe, appropriate, and conducive to learning.

Within this content area, Regional Office officials identified a total of 7,116 areas of noncompliance. Of these, the largest number (1,699) were within the Core Question on Fiscal Management (23.9 percent) (*Exhibit 5*), and the most commonly cited standards were those related to procurement policies (222 areas of noncompliance); equipment (193 areas of noncompliance); and financial management systems (171 areas of noncompliance).

The second-largest number of areas of noncompliance (1,299) identified within the PDM content area were within the Core Question on Human Resources (17 percent). The most commonly cited standards were those related to human resources management (274 areas of noncompliance); personnel policies (100 areas of noncompliance); and staff qualifications requirements (23 areas of noncompliance).

The smallest number of areas of noncompliance (158) within this content area was within the Core Question on Self-Assessment (2.2 percent) (*Exhibit 5*), and all areas of noncompliance (158) were related to management systems and procedures.

Exhibit 5. Program Design and Management (PDM): Areas of Noncompliance by Core Question, FY 2003



3. Summary of Areas of Noncompliance by Core Question

The total number of areas of noncompliance cited for Head Start monitoring reviews conducted in FY 2003 by Regional Office officials was 10,760. The table below shows the total number of cited areas of noncompliance by Core Question, and the percentage of FY 2003 areas of noncompliance that corresponds to each Core Question (*Exhibit 6*).

Exhibit 6. Areas of Noncompliance by Core Question, FY 2003

Core Question #	Core Question	Number	%
1	Program Governance	965	9.0
2	Planning	898	8.3
3	Communication	321	3.0
4	Record-Keeping and Reporting	306	2.8
5	Ongoing Monitoring	270	2.5
6	Self-Assessment	158	1.5
7	Human Resources	1,211	11.3
8	Fiscal Management	1,699	15.8
9a	Prevention and Early Intervention	1,439	13.4
9b	Health Care Tracking and Follow-up	151	1.4
10	Individualization	242	2.3
11	Disabilities Services	563	5.2
12	Curriculum and Assessment	563	5.2
13	Family Partnership Building	317	2.9
14	Parent Involvement	220	2.0
15	Community Partnerships	149	1.4
16	Eligibility, Recruitment, Selection, Enrollment, and Attendance	612	5.7
17	Facilities, Materials, Equipment, and Transportation	676	6.3

4. Summary of Review Decisions and Corrective Action

a. Review Decisions

During FY 2003, 544 triennial and first year reviews of grantees (and delegate agencies) were conducted. Sixty-five programs (12 percent) were found to have no areas of noncompliance, and 479 grantees (88 percent) were found to have one or more areas of noncompliance. Of the 544 grantees reviewed in FY 2003, 78 grantees (14.3 percent) were determined to have one or more deficiencies (*Exhibit 7*).

Exhibit 7. Number and Percent of Grantees by Review Decision, FY 2003

Review Decision	Number	%
No Areas of Noncompliance	65	12.0
One or More Areas of Noncompliance With No Deficiencies	401	73.7
One or More Areas of Noncompliance With One or More Deficiencies)	78	14.3
Total	544	100.0

b. Grantees with Deficiencies and Corrective Action

For a monitoring review in which the grantee has been cited for an area of noncompliance in one or more Core Questions, the ACF Regional Office determines whether a deficiency exists. To make this determination, the Regional Office applies the criteria for a deficiency against the areas of noncompliance listed within the review report. If any of the criteria are met, the grantee is determined to have a deficiency.

1. Deficiency Criteria and Corrective Action

The criteria for deficiency determination appear in the Performance Standards (45 CFR Part 1304.3(a)(6)) as follows:

"(i) An area or areas of performance in which an Early Head Start or Head Start grantee agency is not in compliance with State or Federal requirements, including, but not limited to, the Head Start Act or one or more regulations under parts 1301, 1304, 1305, 1306, or 1308 of this title, and which involves:

(A) A threat to the health, safety, or civil rights of children or staff;

(B) A denial to parents of the exercise of their full roles and responsibilities related to program governance;

(C) A failure to perform substantially the requirements related to Early Childhood Development and Health Services, Family and Community Partnerships, or Program Design and Management;
or

(D) The misuse of Head Start grant funds.

(ii) The loss of legal status or financial viability, as defined in part 1302 of this title, loss of permits, debarment from receiving Federal grants or contracts or the improper use of Federal funds; or

(iii) Any other violation of Federal or State requirements including, but not limited to, the Head Start Act or one or more of the regulations under parts 1301, 1304, 1305, 1306 or 1308 of this title, and which the grantee has shown an unwillingness or inability to correct within the period specified by the responsible HHS official, of which the responsible HHS official has given the grantee written notice of pursuant to section 1304.61."

Unless the deficiency must be corrected immediately, the grantee submits a Quality Improvement Plan (QIP) to the Regional Office that both specifies the steps the grantee will take to correct the deficiency and includes a timetable for correction. As required by the Act, the maximum allowable time for deficiency resolution is based on the nature and seriousness of the problem but cannot exceed one year from the day the grantee receives official notification of the deficiency determination. Additionally, ACF offers a variety of supports and services to help grantees correct deficiencies and improve service delivery.

2. Status of Grantees with Deficiencies

As of November 2003, 78 grantees were determined to have one or more deficiencies. Of the 78, five grantees (6.4 percent) corrected their deficiencies, one grantee relinquished its grant (1.3 percent), and no grants had been terminated. The remaining 72 grantees (92.3 percent) were pending resolution of their deficiencies. Grantees with deficiencies may have up to one year to correct their deficiencies. Final data on corrective action for grantees with deficiencies identified in any fiscal year is not available for at least one year following the conclusion of the respective fiscal year.

During FY03, the Head Start Bureau replaced 12 Head Start grantees that had previously been found deficient.

(10)(B) A description of the types and conditions of facilities in which program are located;

Head Start classrooms usually are located in public schools and public housing or other government owned spaces. Churches, synagogues, community centers and grantee-owned spaces also are likely to house Head Start classrooms. Typically, Head Start programs rent classroom space, but space also is made available to grantees free or at below market rates. Head Start assists grantees to maintain space in good condition by making funds available to make repairs and renovations, when necessary. Since 1994, the Secretary has had the authority to make funds available to renovate or construct facilities when alternative suitable facilities are not otherwise available in a grantee’s service area.

(10)(C) The types of organizations that receive Head Start funds under such programs;

The following table presents the percentage of Head Start grantees and delegate agencies by the type of sponsoring organization:

HEAD START SPONSORING ORGANIZATIONS	PERCENT
Community Action Agencies	32
School systems	17
Private/public non-profit and for profit	39
Government agency	6
Indian tribe	6

(10)(D) The number of children served under each program option.

Percent of children by Head Start program option during the 2002-2003 program year:

OPTION	PERCENT
Standard full-day programs	49
Standard part-day programs	42
Home-based model	5
Locally-designed option and combination home-based/center-based programs	4

Note: A full day Head Start program option is defined as more than six hours per day four or five days per week.

(11) The information contained in the documents entitled "Program Information Report" and "Head Start Cost Analyses System" (or any document similar to either), prepared with respect to Head Start programs;

The information contained in the Program Information Report (PIR) and the Head Start Cost Analysis system has been utilized to respond to the requested information throughout this report.

A copy of the Head Start Program Information Report is included as Appendix E. Summary data from the PIR forms for 2003 is included as Appendix F. Head Start's Grant Application and Budget Instrument (GABI), which replaced Head Start's Cost Analysis System is included as Appendix G. This OMB approved document can be filed electronically by grantees and is designed to both streamline the grant application process and to provide cost information, which was previously gathered by the Head Start Cost Analysis System. The Head Start Fact Sheet is included as Appendix H.

(12) A description of the types of services provided to children and their families, both on-site and through referrals, including health, mental health, dental care, parenting education, physical fitness, and literacy training;

Medical Services

- ◆ During the 2003 program year, medical screenings, including all tests and physical examinations, were completed on 90 percent of children who were enrolled in Head Start for at least 45 days.
- ◆ Of those children who were medically screened, 24 percent were found to need medical treatment; 89 percent of these children received treatment by the end of the program year. Children were most often referred for treatment for hearing and vision problems, over and under-weight conditions, asthma, and anemia.
- ◆ During the 2003 program year, 99 percent of the children enrolled in Head Start for at least 45 days had either completed, or were brought up-to-date with their required immunizations.

Dental Services

- ◆ During the 2003 program year, dental examinations were completed on 81 percent of the children enrolled in Head Start.
- ◆ Of those children who had dental exams, 28 percent needed dental treatment.

Social Services

- ◆ Head Start enrolled 22,733 children from homeless families.
- ◆ Forty-seven percent of Head Start families were determined to be in need of social services and were most often referred for emergency or crisis assistance, housing assistance, adult education and job training.

Parenting Education

- ◆ Ninety-eight percent of all Head Start programs provided classes in parenting skills on-site.
- ◆ Eighty-two percent of all Head Start programs provided literacy training for parents either on-site or through referrals to literacy programs.
- ◆ Ninety-six percent of the programs had training for parents in preventive health care, 88 percent offered training for parents in emergency first-aid, and 92 percent provided training for parents in safety practices. All of these activities took place on-site.
- ◆ Fifty-eight percent of the programs provided training for parents in physical fitness.

Physical Fitness

- ◆ Head Start Performance Standards require sufficient time, space and materials for active play and movement that supports development of gross motor skills and physical fitness. The standards also require that the program staff periodically assess the development and fitness of the children and make referrals necessary to assure follow-up with health professionals.

Literacy Training

- ◆ During FY 2003, Head Start continued a 5-year collaborative training and technical assistance project with the National Center for Family Literacy (NCFL) to assist Head Start agencies in improving the quality and effectiveness of family literacy services. NCFL assists Head Start programs nationwide to implement (a) interactive literacy activities between parents and their children, (b) training for parents in how to be the primary teacher for their children and full partners in the education of their children, (c) parent literacy training that leads to economic self-sufficiency, and (d) age-appropriate education to prepare children for success in school and life experiences.

(13) A summary of information concerning the research, demonstration, and evaluation activities conducted under section 649 including: (A) a status report on ongoing

activities; and (B) results, conclusions, and recommendations not included in any previous report, based on completed activities;

It is critical that Head Start continue to invest in research and evaluation activities which build upon the existing research investments and demonstrate responsiveness to the various recommendations contained in the "Blueprint" Panel report, the Advisory Committee on Head Start Quality and Expansion report, the Head Start Act, as amended, the National Academy of Sciences Roundtable on Head Start Research publication, *Beyond the Blueprint: Directions for Research on Head Start's Families*, and based on input from a number of key researchers from the field.

The broad categories of Head Start research and evaluation efforts include the following requirements:

- ◆ Conduct new Head Start research focusing on quality and other policy issues;
- ◆ Conduct longitudinal research on children and families served in Head Start programs;
- ◆ Conduct intensive evaluation of services for infants and toddlers;
- ◆ Conduct studies of special subpopulations separately or embedded in larger studies; and
- ◆ Develop and enhance capacity for research on Head Start in partnership with the larger child development community.

Individual studies or activities contained within the broad categories are summarized below.

A. Program Quality and Effectiveness

- ◆ *Head Start Family and Child Experiences Survey (FACES):* FACES has collected longitudinal data on a national representative sampling of 3,200 children and families in 40 Head Start programs. FACES provides descriptions of the characteristics, experiences and outcomes for children and families in Head Start, with follow-up data collection in the spring of kindergarten and first grade. FACES reports and the complete battery of instruments used in the 1997-2000 study are available at: <http://www.acf.hhs.gov/programs/opre/hs/faces/index.html>
A new cohort of FACES, with a second nationally representative sample of 43 programs was launched in 2003. Findings from FACES are supporting new program initiatives in teacher education, staff development, and family literacy.
- ◆ *Head Start Quality Research Center (QRC) Consortium:* The objective of the first QRC consortium (1995-2000) was to create an ongoing partnership among ACYF, Head Start grantees, and the academic research community to study and enhance quality program practices and program outcomes. A new QRC Consortium was formed in 2001 for the purpose of developing and refining program interventions to promote the school readiness of preschool age children in Head Start in such areas

as emerging literacy and social-emotional development. More information is available at: http://www.acf.hhs.gov/programs/opre/hs/qrc_two/index.html

- ◆ *Head Start Impact Study*: The Head Start Amendments of 1998 (P.L. 105-285) directed the Secretary of HHS to conduct a study to provide a national analysis of the impact of Head Start. A contract for the study was awarded in September 2000, and is now underway. The study has two goals: (1) to study, on a national basis, the impact of Head Start on children's school readiness, as compared to children not in Head Start, and (2) to determine under which conditions Head Start works best and for whom. Starting in the fall of 2002, children are being randomly assigned to Head Start or a non-Head Start comparison group, and will be assessed in the fall and spring of the Head Start year, as well as at the end of kindergarten and first grade. More information is available at:

http://www.acf.hhs.gov/programs/opre/hs/impact_study/index.html

- ◆ *Early Head Start Research and Evaluation Project*: In order to evaluate the new Early Head Start program, serving children from birth to age three and pregnant women, this project is studying approximately 3,000 families living in 17 diverse communities across the U.S. Information is available at:

http://www.acf.hhs.gov/programs/opre/ehs/ehs_research/index.html

The project has four central purposes:

1. Continuous program improvement;
2. Rigorous cross-site impact study;
3. Understanding the role of program and contextual variations; and
4. Creating a foundation for longitudinal research studies.

The report on EHS implementation, *Leading the Way*, as well as an interim and final report on the impacts of Early Head Start on children and families, is available at:

http://www.acf.hhs.gov/programs/opre/ehs/ehs_research/reports/leadingvol_1/leadvol_1_toc.html

- ◆ *Head Start/University Partnerships & Graduate Student Head Start Research Grants*: This discretionary funding supports research conducted by faculty members or graduate students in university settings who form partnerships with Head Start or Early Head Start programs for the purposes of contributing new knowledge about the development of young low-income children or improving services for these children and their families. Priorities for fiscal year 2003 were:

1. Developing and testing models for use of child outcomes to improve local program effectiveness;
2. Supporting mental health of infants, toddlers and their families in Early Head Start; and
3. Field-initiated research conducted by graduate students and their faculty mentors under the Graduate Student Research Grant program.

For more information, visit:

<http://www.acf.hhs.gov/programs/hsb/research/research.htm>

B. Interagency Partnerships

- ◆ *NICHD Study of Early Child Care: Early Child Care and Head Start Children:* ACYF and the National Institute of Child Health and Human Development are collaborating on a low-income sub-study of 1,200 children from ten sites across the U.S. ACYF's participation is designed to explore the concurrent, long-term, and cumulative influences of variations in early child care experiences on the cognitive, linguistic, social, emotional, and physical development of young children who grow up in poverty. A report on children from birth through age three was published in a scholarly journal, and analyses are ongoing through early school age.
- ◆ *Department of Education Early Childhood Longitudinal Study--Kindergarten Cohort:* ECLS-K is a longitudinal study of approximately 23,000 children from 1,000 schools nationwide who began kindergarten in the fall of 1998. Children will be followed through the fifth grade. An estimated 3,000 are former Head Start children. Head Start participation has been verified. Linkages are also being made with the Head Start Family and Child Experiences Survey (FACES, see above). For more information, visit: www.nces.ed.gov/ecls.
- ◆ *Department of Education Early Childhood Longitudinal Study--Birth Cohort:* ECLS-B will provide detailed information on children's development, health, early care, and education in a nationally representative sample of 12,000 children born in 2001, who will be followed longitudinally from birth through the end of first grade. For more information, visit www.nces.ed.gov/ecls.
- ◆ *NICHD, ASPE and Ford Foundation Study of Low-Income Fathers of Infants and Toddlers:* Ten of the seventeen Early Head Start evaluation sites are participating in this longitudinal study of fathers. The design includes:
 1. Direct interviews with approximately 1,000 fathers of 24 and 36-month-old children;
 2. A study of newborns that will provide an in depth look at the first three years of parenting. Two hundred mothers and fathers will be interviewed when their children are one, three, six, 14, 24, and 36 months old;
 3. A practitioners study focusing on understanding the strategies that Early Head Start programs used to engage fathers; and
 4. Studies designed by local researchers on fatherhood issues of particular interest to their program partners and communities. For more information, visit:
http://www.acf.hhs.gov/programs/opre/ehs/ehs_research/ehs_fatherhood.html
- ◆ *The Interagency School Readiness Consortium (ISRC):* ISRC supports eight five-year research grants studying the effectiveness of early childhood interventions and programs for children from birth through age 5 in promoting children's school readiness. The projects are studying a range of interventions including integrated

preschool curricula, Internet-based teacher training, and the importance of parental involvement for improving children's readiness to enter school. The interventions are being implemented and studied in public early childhood settings across the country including Head Start, child care, and state Pre-K programs. The ISRC is a collaborative effort of ACF, the National Institutes of Child Health and Development (NICHD), the Office of the Assistant Secretary for Planning and Evaluation (ASPE) and the Department of Education.

(14) A study of the delivery of Head Start programs to Indian children living on and near Indian reservations, to children of Alaskan Natives, and to children of migrant and seasonal farmworkers;

Services to children enrolled in American Indian and Alaska Native (AI-AN) Head Start Programs

Over \$183 million was allocated to 155 grantees providing Head Start services to 23,802 American Indian and Alaska Native children and their families. Most of the grants (147) were made to Tribal governments or consortiums. Program designs include full and part-day, full and part year, center based, home based, and combination options. While the majority of the children (19,283) enrolled in AI-AN Head Start programs had health insurance, a substantial number (3,247) did not. Over 14,000 enrolled children received health care through the Indian Health Service. Over 1,600 children who were behind schedule on immunizations when they started Head Start were up-to-date by the end of the year. More than 7,300 children who received dental screening as part of their Head Start enrollment were identified as needing treatment. Of these, over 5,700 children received the necessary treatment. Approximately 12 percent of enrolled children were diagnosed with disabilities and 93 percent of these children received special education and related services.

Services to Children Enrolled in Migrant and Seasonal Head Start Programs

Over \$260 million was allocated to 26 grantee agencies enrolling over 33,600 children of migrant and seasonal farm workers. Migrant and Seasonal Head Start programs enroll children from birth to age five. Almost all (32,347) of the children enrolled received at least six hours per day of service and the majority (26,138) spent at least eight hours per day in Head Start. Some grantees operated six days per week to accommodate the needs of parents doing farm work. Approximately 21,100 children had health insurance at the time of their enrollment. An additional 4,400 children obtained health insurance while they were enrolled in Head Start. Over 12,000 children enrolled in Migrant and Seasonal Head Start programs had no health insurance. Over 4,500 children were identified as needing medical treatment at the time of their Head Start physicals. The majority (4,175) received the necessary treatment before leaving the program. Over 5,000 children who were behind on the schedule of immunizations caught up while enrolled in Head Start. Of the 5,127 children diagnosed as needing dental treatment, 4,000 received that treatment while enrolled in Head Start.

Appendix A

Head Start Children Enrolled by County in 2003

State	Cty. Code #	County	Head Start Enrollment	Early Head Start Enrollment
AK	2020	Anchorage Borough	354	0
AK	2050	Bethel Census Area	71	69
AK	2070	Dillingham Census Area	108	0
AK	2090	Fairbanks North Star Borough	108	0
AK	2100	Haines Borough	14	0
AK	2122	Kenai Peninsula Borough	64	0
AK	2130	Ketchikan Gateway Borough	44	0
AK	2150	Kodiak Island Borough	30	0
AK	2170	Matanuska-Susitna Borough	160	0
AK	2180	Nome Census Area	35	0
AK	2188	Northwest Arctic Borough	25	0
		Prince of Wales-Outer Ketchikan		
AK	2201	Census	0	0
AK	2240	Southeast Fairbanks Census Area	40	0
AK	2261	Valdez-Cordova Census Area	13	0
AK	2270	Wade Hampton Census Area	180	32
AK	2280	Wrangell-Petersburg Census Area	14	0
AL	1001	Autauga County	96	12
AL	1003	Baldwin County	186	
AL	1005	Barbour County	80	
AL	1007	Bibb County	70	
AL	1009	Blount County	75	16
AL	1011	Bullock County	73	
AL	1013	Butler County	109	
AL	1015	Calhoun County	340	32
AL	1017	Chambers County	248	
AL	1019	Cherokee County	116	
AL	1021	Chilton County	113	
AL	1023	Choctaw County	60	
AL	1025	Clarke County	167	
AL	1027	Clay County	78	
AL	1029	Cleburne County	30	
AL	1031	Coffee County	119	
AL	1033	Colbert County	215	
AL	1035	Conecuh County	68	
AL	1037	Coosa County	30	
AL	1039	Covington County	124	
AL	1041	Crenshaw County	34	
AL	1043	Cullman County	325	
AL	1045	Dale County	108	
AL	1047	Dallas County	437	
AL	1049	DeKalb County	251	
AL	1051	Elmore County	224	28
AL	1053	Escambia County	120	
AL	1055	Etowah County	336	
AL	1057	Fayette County	77	

State	Cty. Code #	County	Head Start Enrollment	Early Head Start Enrollment
AL	1059	Franklin County	98	
AL	1061	Geneva County	80	
AL	1063	Greene County	188	
AL	1065	Hale County	179	
AL	1067	Henry County	40	
AL	1069	Houston County	386	60
AL	1071	Jackson County	194	
AL	1073	Jefferson County	1,771	226
AL	1075	Lamar County	57	
AL	1077	Lauderdale County	203	
AL	1079	Lawrence County	80	8
AL	1081	Lee County	342	84
AL	1083	Limestone County	94	
AL	1085	Lowndes County	315	
AL	1087	Macon County	397	
AL	1089	Madison County	460	
AL	1091	Marengo County	120	
AL	1093	Marion County	72	
AL	1095	Marshall County	196	
AL	1097	Mobile County	1,331	
AL	1099	Monroe County	108	
AL	1101	Montgomery County	1,323	40
AL	1103	Morgan County	284	16
AL	1105	Perry County	182	
AL	1107	Pickens County	279	
AL	1109	Pike County	114	
AL	1111	Randolph County	77	
AL	1113	Russell County	316	68
AL	1117	Shelby County	114	
AL	1115	St. Clair County	217	8
AL	1119	Sumter County	400	
AL	1121	Talladega County	423	
AL	1123	Tallapoosa County	280	
AL	1125	Tuscaloosa County	316	44
AL	1127	Walker County	257	2
AL	1129	Washington County	98	
AL	1131	Wilcox County	60	
AL	1133	Winston County	70	
AR	5001	Arkansas County	89	16
AR	5003	Ashley County	80	0
AR	5005	Baxter County	109	0
AR	5007	Benton County	306	0
AR	5009	Boone County	100	0
AR	5011	Bradley County	78	0
AR	5013	Calhoun County	34	0
AR	5013	Calhoun County		32

State	Cty. Code #	County	Head Start Enrollment	Early Head Start Enrollment
AR	5015	Carroll County	117	0
AR	5017	Chicot County	85	0
AR	5019	Clark County	106	0
AR	5021	Clay County	130	28
AR	5023	Cleburne County	39	0
AR	5025	Cleveland County	108	0
AR	5027	Columbia County	134	0
AR	5029	Conway County	75	20
AR	5031	Craighead County	298	0
AR	5033	Crawford County	144	0
AR	5035	Crittenden County	250	0
AR	5037	Cross County	120	0
AR	5039	Dallas County	64	0
AR	5041	Desha County	89	18
AR	5043	Drew County	70	0
AR	5045	Faulkner County	122	0
AR	5047	Franklin County	50	12
AR	5049	Fulton County	54	0
AR	5051	Garland County	223	0
AR	5051	Garland		60
AR	5053	Grant County	20	0
AR	5055	Greene County	110	0
AR	5057	Hempstead County	60	0
AR	5059	Hot Spring County	154	0
AR	5061	Howard County	39	0
AR	5063	Independence County	106	0
AR	5065	Izard County	54	0
AR	5067	Jackson County	158	0
AR	5069	Jefferson County	497	0
AR	5071	Johnson County	111	36
AR	5073	Lafayette County	93	0
AR	5075	Lawrence County	93	12
AR	5077	Lee County	70	0
AR	5079	Lincoln County	66	8
AR	5081	Little River County	57	0
AR	5083	Logan County	83	28
AR	5085	Lonoke County	106	8
AR	5087	Madison County	81	0
AR	5089	Marion County	70	0
AR	5091	Miller County	93	0
AR	5093	Mississippi County	650	168
AR	5095	Monroe County	78	0
AR	5097	Montgomery County	20	0
AR	5099	Nevada County	74	0
AR	5101	Newton County	72	0
AR	5101	Newton County		52
AR	5103	Ouachita County	174	0

State	Cty. Code #	County	Head Start Enrollment	Early Head Start Enrollment
AR	5105	Perry County	22	4
AR	5107	Phillips County	308	0
AR	5109	Pike County	95	0
AR	5111	Poinsett County	155	0
AR	5113	Polk County	99	8
AR	5115	Pope County	194	16
AR	5117	Prairie County	46	0
AR	5119	Pulaski County	1,090	40
AR	5119	Pulaski County		48
AR	5121	Randolph County	119	16
AR	5123	St. Francis County	160	0
AR	5125	Saline County	148	0
AR	5127	Scott County	46	8
AR	5129	Searcy County	70	0
AR	5131	Sebastian County	278	36
AR	5133	Sevier County	38	0
AR	5135	Sharp County	72	0
AR	5137	Stone County	18	0
AR	5139	Union County	232	0
AR	5141	Van Buren County	60	0
AR	5143	Washington County	333	16
AR	5145	White County	164	0
AR	5147	Woodruff County	94	0
AR	5149	Yell County	105	16
AS	60001	American Samoa	1,532	0
AZ	4001	Apache County	127	11
AZ	4003	Cochise County	329	80
AZ	4005	Coconino County	476	27
AZ	4007	Gila County	139	16
AZ	4009	Graham County	178	70
AZ	4011	Greenlee County	20	20
AZ	4012	La Paz County	23	0
AZ	4013	Maricopa County	6,360	475
AZ	4015	Mohave County	330	0
AZ	4017	Navajo County	459	22
AZ	4019	Pima County	1,495	220
AZ	4021	Pinal County	711	30
AZ	4023	Santa Cruz County	263	40
AZ	4025	Yavapai County	523	64
AZ	4027	Yuma County	707	0
CA	6001	Alameda County	3101	421
CA	6005	Amador County	52	0

State	Cty. Code #	County	Head Start Enrollment	Early Head Start Enrollment
CA	6007	Butte County	598	64
CA	6009	Calaveras County	179	86
CA	6011	Colusa County	181	60
CA	6013	Contra Costa County	1816	204
CA	6015	Del Norte County	77	38
CA	6017	El Dorado County	373	125
CA	6019	Fresno County	3019	155
CA	6021	Glenn County	181	63
CA	6023	Humboldt County	454	90
CA	6025	Imperial County	547	0
CA	6027	Inyo County	56	0
CA	6029	Kern County	2356	244
CA	6031	Kings County	499	50
CA	6033	Lake County	102	74
CA	6035	Lassen County	119	0
CA	6037	Los Angeles County	29703	1787
CA	6039	Mariposa County	54	0
CA	6041	Marin County	241	99
CA	6043	Madera County	318	0
CA	6045	Mendocino County	266	52
CA	6047	Merced County	1060	0
CA	6049	Modoc County	33	104
CA	6051	Mono County	42	0
CA	6053	Monterey County	1165	80
CA	6055	Napa County	237	48
CA	6057	Nevada County	126	51
CA	6059	Orange County	3931	60
CA	6061	Placer County	327	76
CA	6063	Plumas County	58	0
CA	6065	Riverside County	3248	186
CA	6067	Sacramento County	5389	457
CA	6069	San Benito County	8	0
CA	6071	San Bernardino County	4318	192
CA	6073	San Diego County	10488	795
CA	6075	San Francisco County	1404	184
CA	6077	San Joaquin County	2631	340
CA	6079	San Luis Obispo County	387	76
CA	6081	San Mateo County	632	98
CA	6083	Santa Barbara County	990	108
CA	6085	Santa Clara County	2350	88
CA	6087	Santa Cruz County	421	42
CA	6089	Shasta County	523	154
CA	6091	Sierra County	11	0
CA	6093	Siskiyou County	78	80
CA	6095	Solano County	658	16
CA	6097	Sonoma County	520	32
CA	6099	Stanislaus County	1695	127

State	Cty. Code #	County	Head Start Enrollment	Early Head Start Enrollment
CA	6101	Sutter County	222	50
CA	6103	Tehama County	236	0
CA	6105	Trinity County	71	22
CA	6107	Tulare County	1766	200
CA	6109	Tuolumne County	164	0
CA	6111	Ventura County	1066	160
CA	6113	Yolo County	319	84
CA	6115	Yuba County	248	80
CO	8001	Adams County	690	29
CO	8003	Alamosa County	161	
CO	8005	Arapahoe County	387	31
CO	8007	Archuleta County	40	
CO	8009	Baca County	0	
CO	8011	Bent County	66	
CO	8013	Boulder County	315	
CO	8015	Chaffee County	56	
CO	8017	Cheyenne County	0	
CO	8019	Clear Creek County	20	
CO	8021	Conejos County	140	
CO	8023	Costilla County	63	
CO	8025	Crowley County	54	5
CO	8027	Custer County	0	
CO	8029	Delta County	68	
CO	8031	Denver County	1,849	257
CO	8033	Dolores County	0	
CO	8035	Douglas County	0	
CO	8037	Eagle County	69	45
CO	8039	Elbert County	1	
CO	8041	El Paso County	921	135
CO	8043	Fremont County	175	65
CO	8045	Garfield County	88	
CO	8047	Gilpin County	2	
CO	8049	Grand County	0	
CO	8051	Gunnison County	0	
CO	8053	Hinsdale County	0	
CO	8055	Huerfano County	71	
CO	8057	Jackson County	0	
CO	8059	Jefferson County	514	
CO	8061	Kiowa County	0	
CO	8063	Kit Carson County	0	
CO	8065	Lake County	68	
CO	8067	La Plata County	99	28
CO	8069	Larimer County	405	108
CO	8071	Las Animas County	173	
CO	8073	Lincoln County	44	
CO	8075	Logan County	68	

State	Cty. Code #	County	Head Start Enrollment	Early Head Start Enrollment
CO	8077	Mesa County	235	
CO	8079	Mineral County	0	
CO	8081	Moffat County	34	
CO	8083	Montezuma County	90	
CO	8085	Montrose County	102	
CO	8087	Morgan County	168	
CO	8089	Otero County	190	35
CO	8091	Ouray County	0	
CO	8093	Park County	13	
CO	8095	Phillips County	0	
CO	8097	Pitkin County	0	
CO	8099	Prowers County	66	
CO	8101	Pueblo County	484	
CO	8103	Rio Blanco County	0	
CO	8105	Rio Grande County	189	
CO	8107	Routt County	0	
CO	8109	Saguache County	92	
CO	8111	San Juan County	0	
CO	8113	San Miguel County	0	
CO	8115	Sedgwick County	0	
CO	8117	Summit County	0	
CO	8119	Teller County	0	
CO	8121	Washington County	42	
CO	8123	Weld County	547	
CO	8125	Yuma County	34	
CT	9001	Fairfield	1831	92
CT	9003	Hartford	1700	0
CT	9005	Litchfield	207	32
CT	9007	Middlesex	170	32
CT	9009	New Haven	1883	120
CT	9011	New London	499	0
CT	9013	Tolland	72	48
CT	9015	Windham	328	115
DC	11001	District of Columbia	3,112	291
DE	10001	Kent County	194	
DE	10003	New Castle County	1,008	135
DE	10005	Sussex County	375	38
FL	12001	Alachua County	640	75
FL	12003	Baker County	83	32
FL	12005	Bay County	391	104
FL	12007	Bradford County	70	
FL	12009	Brevard County	624	120
FL	12011	Broward County	2,040	80

State	Cty. Code #	County	Head Start Enrollment	Early Head Start Enrollment
FL	12013	Calhoun County	20	
FL	12015	Charlotte County	295	60
FL	12017	Citrus County	112	24
FL	12019	Clay County	137	
FL	12021	Collier County	413	32
FL	12023	Columbia County	153	65
FL	12025	Dade County	6,210	318
FL	12027	DeSoto County	88	52
FL	12029	Dixie County	37	24
FL	12031	Duval County	2,020	
FL	12033	Escambia County	894	
FL	12035	Flagler County	36	
FL	12037	Franklin County	34	24
FL	12039	Gadsden County	259	68
FL	12041	Gilchrist County	40	12
FL	12043	Glades County	65	32
FL	12045	Gulf County	40	100
FL	12047	Hamilton County	46	47
FL	12049	Hardee County	124	41
FL	12051	Hendry County	209	25
FL	12053	Hernando County	267	
FL	12055	Highlands County	236	73
FL	12057	Hillsborough County	2,956	115
FL	12059	Holmes County	57	
FL	12061	Indian River County	240	
FL	12063	Jackson County	211	30
FL	12065	Jefferson County	52	44
FL	12067	Lafayette County	32	
FL	12069	Lake County	325	60
FL	12071	Lee County	652	48
FL	12073	Leon County	292	96
FL	12075	Levy County	191	70
FL	12077	Liberty County	20	
FL	12079	Madison County	40	90
FL	12081	Manatee County	616	50
FL	12083	Marion County	527	100
FL	12085	Martin County	262	40
FL	12087	Monroe County	215	
FL	12089	Nassau County	80	
FL	12091	Okaloosa County	260	80
FL	12093	Okeechobee County	100	
FL	12095	Orange County	1,536	
FL	12097	Osceola County	207	
FL	12099	Palm Beach County	2,043	180
FL	12101	Pasco County	643	80
FL	12103	Pinellas County	1,615	32
FL	12105	Polk County	942	

State	Cty. Code #	County	Head Start Enrollment	Early Head Start Enrollment
FL	12107	Putnam County	194	88
FL	12109	St. Johns County	135	
FL	12111	St. Lucie County	691	40
FL	12113	Santa Rosa County	240	40
FL	12115	Sarasota County	292	96
FL	12117	Seminole County	319	
FL	12119	Sumter County	91	
FL	12121	Suwannee County	87	
FL	12123	Taylor County	170	
FL	12125	Union County	20	
FL	12127	Volusia County	617	48
FL	12129	Wakulla County	40	
FL	12131	Walton County	72	
FL	12133	Washington County	74	
GA	13001	Appling County	60	
GA	13003	Atkinson County	54	
GA	13005	Bacon County	38	16
GA	13007	Baker County	60	
GA	13009	Baldwin County	210	
GA	13011	Banks County	60	
GA	13013	Barrow County	80	
GA	13015	Bartow County	95	
GA	13017	Ben Hill County	80	
GA	13019	Berrien County	77	
GA	13021	Bibb County	706	
GA	13023	Bleckley County	34	
GA	13025	Brantley County	32	
GA	13027	Brooks County	60	
GA	13029	Bryan County	72	
GA	13031	Bulloch County	95	
GA	13033	Burke County	94	
GA	13035	Butts County	73	
GA	13037	Calhoun County	80	20
GA	13039	Camden County	49	
GA	13043	Candler County	32	
GA	13045	Carroll County	189	54
GA	13047	Catoosa County	94	24
GA	13049	Charlton County	60	
GA	13051	Chatham County	746	75
GA	13053	Chattahoochee County	33	
GA	13055	Chattooga County	88	48
GA	13057	Cherokee County	93	
GA	13059	Clarke County	104	240
GA	13061	Clay County	34	
GA	13063	Clayton County	352	12
GA	13065	Clinch County	60	

State	Cty. Code #	County	Head Start Enrollment	Early Head Start Enrollment
GA	13067	Cobb County		8
GA	13069	Coffee County	155	
GA	13071	Colquitt County	190	
GA	13073	Columbia County	20	
GA	13075	Cook County	80	
GA	13077	Coweta County	194	12
GA	13079	Crawford County	68	
GA	13081	Crisp County	122	
GA	13083	Dade County	50	16
GA	13085	Dawson County	74	
GA	13087	Decatur County	140	
GA	13089	DeKalb County	878	176
GA	13091	Dodge County	102	
GA	13093	Dooly County	100	
GA	13095	Dougherty County	713	60
GA	13097	Douglas County		16
GA	13099	Early County	80	
GA	13101	Echols County		
GA	13103	Effingham County	78	
GA	13105	Elbert County	116	
GA	13107	Emanuel County	111	70
GA	13109	Evans County	57	
GA	13111	Fannin County	93	
GA	13113	Fayette County	161	
GA	13115	Floyd County	165	
GA	13117	Forsyth County	76	16
GA	13119	Franklin County	84	
GA	13121	Fulton County	2,582	404
GA	13123	Gilmer County	74	
GA	13125	Glascocock County	17	
GA	13127	Glynn County	280	
GA	13129	Gordon County	91	
GA	13131	Grady County	90	
GA	13133	Greene County	80	32
GA	13135	Gwinnett County		24
GA	13137	Habersham County	80	
GA	13139	Hall County		
GA	13141	Hancock County	200	
GA	13143	Haralson County	45	
GA	13145	Harris County	34	22
GA	13147	Hart County		
GA	13149	Heard County	34	
GA	13151	Henry County	54	
GA	13153	Houston County	187	
GA	13155	Irwin County	40	
GA	13157	Jackson County	80	
GA	13159	Jasper County	82	

State	Cty. Code #	County	Head Start Enrollment	Early Head Start Enrollment
GA	13161	Jeff Davis County		
GA	13163	Jefferson County	145	
GA	13165	Jenkins County	57	
GA	13167	Johnson County	60	
GA	13169	Jones County	51	
GA	13171	Lamar County		
GA	13173	Lanier County	57	
GA	13175	Laurens County	136	
GA	13177	Lee County	60	
GA	13179	Liberty County	174	
GA	13181	Lincoln County	17	
GA	13183	Long County	40	
GA	13185	Lowndes County	327	
GA	13187	Lumpkin County		
GA	13189	McDuffie County	74	
GA	13191	McIntosh County	40	
GA	13193	Macon County	120	
GA	13195	Madison County	80	
GA	13197	Marion County	70	20
GA	13199	Meriwether County	117	38
GA	13201	Miller County	40	
GA	13205	Mitchell County	60	20
GA	13207	Monroe County	54	
GA	13209	Montgomery County	34	
GA	13211	Morgan County	74	24
GA	13213	Murray County	54	16
GA	13215	Muscogee County	719	
GA	13217	Newton County	148	
GA	13219	Oconee County	60	
GA	13221	Oglethorpe County	40	
GA	13223	Paulding County	116	
GA	13225	Peach County	102	
GA	13227	Pickens County		
GA	13229	Pierce County		
GA	13231	Pike County	40	
GA	13233	Polk County	125	
GA	13235	Pulaski County	51	
GA	13237	Putnam County	181	
GA	13239	Quitman County		
GA	13241	Rabun County		
GA	13243	Randolph County	125	
GA	13245	Richmond County	792	
GA	13247	Rockdale County	165	
GA	13249	Schley County	40	
GA	13251	Screven County	74	
GA	13253	Seminole County		
GA	13255	Spalding County	57	

State	Cty. Code #	County	Head Start Enrollment	Early Head Start Enrollment
GA	13257	Stephens County		
GA	13259	Stewart County	45	
GA	13261	Sumter County		75
GA	13263	Talbot County	51	
GA	13265	Taliaferro County		
GA	13267	Tattnall County		
GA	13269	Taylor County	20	
GA	13271	Telfair County	102	
GA	13273	Terrell County		
GA	13275	Thomas County		
GA	13277	Tift County	135	
GA	13279	Toombs County		
GA	13281	Towns County		
GA	13283	Treutlen County	51	
GA	13285	Troup County	276	22
GA	13287	Turner County	56	
GA	13289	Twiggs County	51	
GA	13291	Union County		
GA	13293	Upson County	57	
GA	13295	Walker County	223	24
GA	13297	Walton County	80	
GA	13299	Ware County		
GA	13301	Warren County	37	
GA	13303	Washington County	277	
GA	13305	Wayne County	102	
GA	13307	Webster County		
GA	13309	Wheeler County	34	
GA	13311	White County		
GA	13313	Whitfield County	286	56
GA	13315	Wilcox County	68	
GA	13317	Wilkes County	34	
GA	13319	Wilkinson County	51	
GA	13321	Worth County		
GU	66001	Guam	440	0
HI	15001	Hawaii County	376	
HI	15003	Honolulu County	1851	322
HI	15007	Kauai County	161	
HI	15009	Maui County	298	65
IA	19001	Adair County	0	0
IA	19003	Adams County	20	0
IA	19005	Allamakee County	19	40
IA	19007	Appanoose County	53	0
IA	19009	Audubon County	19	0
IA	19011	Benton County	52	0

State	Cty. Code #	County	Head Start Enrollment	Early Head Start Enrollment
IA	19013	Black Hawk County	488	265
IA	19015	Boone County	41	0
IA	19017	Bremer County	36	0
IA	19019	Buchanan County	60	0
IA	19021	Buena Vista County	93	0
IA	19023	Butler County	34	0
IA	19025	Calhoun County	19	0
IA	19027	Carroll County	56	12
IA	19029	Cass County	36	0
IA	19031	Cedar County	34	0
IA	19033	Cerro Gordo County	118	0
IA	19035	Cherokee County	40	15
IA	19037	Chickasaw County	16	0
IA	19039	Clarke County	44	20
IA	19041	Clay County	50	96
IA	19043	Clayton County	64	40
IA	19045	Clinton County	113	0
IA	19047	Crawford County	84	0
IA	19049	Dallas County	77	12
IA	19051	Davis County	18	0
IA	19053	Decatur County	42	20
IA	19055	Delaware County	53	0
IA	19057	Des Moines County	136	22
IA	19059	Dickinson County	24	0
IA	19061	Dubuque County	178	0
IA	19063	Emmet County	42	0
IA	19065	Fayette County	64	0
IA	19067	Floyd County	37	0
IA	19069	Franklin County	33	0
IA	19071	Fremont County	20	0
IA	19073	Greene County	38	6
IA	19075	Grundy County	20	0
IA	19077	Guthrie County	19	6
IA	19079	Hamilton County	28	12
IA	19081	Hancock County	15	0
IA	19083	Hardin County	49	18
IA	19085	Harrison County	40	0
IA	19087	Henry County	50	16
IA	19089	Howard County	32	0
IA	19091	Humboldt County	18	8
IA	19093	Ida County	40	0
IA	19095	Iowa County	32	0
IA	19097	Jackson County	53	0
IA	19099	Jasper County	18	0
IA	19101	Jefferson County	36	0
IA	19103	Johnson County	119	0
IA	19105	Jones County	51	0

State	Cty. Code #	County	Head Start Enrollment	Early Head Start Enrollment
IA	19107	Keokuk County	25	0
IA	19109	Kossuth County	33	0
IA	19111	Lee County	122	26
IA	19113	Linn County	374	72
IA	19115	Louisa County	36	8
IA	19117	Lucas County	44	0
IA	19119	Lyon County	20	0
IA	19121	Madison County	29	0
IA	19123	Mahaska County	53	0
IA	19125	Marion County	34	0
IA	19127	Marshall County	136	16
IA	19129	Mills County	37	0
IA	19131	Mitchell County	17	0
IA	19133	Monona County	57	0
IA	19135	Monroe County	42	0
IA	19137	Montgomery County	38	0
IA	19139	Muscatine County	70	0
IA	19141	O'Brien County	55	0
IA	19143	Osceola County	16	0
IA	19145	Page County	40	0
IA	19147	Palo Alto County	33	0
IA	19149	Plymouth County	59	25
IA	19151	Pocahontas County	15	0
IA	19153	Polk County	743	100
IA	19155	Pottawattamie County	105	0
IA	19157	Poweshiek County	31	10
IA	19159	Ringgold County	19	0
IA	19161	Sac County	19	0
IA	19163	Scott County	336	40
IA	19165	Shelby County	35	0
IA	19167	Sioux County	61	24
IA	19169	Story County	65	8
IA	19171	Tama County	32	14
IA	19173	Taylor County	20	0
IA	19175	Union County	40	0
IA	19177	Van Buren County	15	0
IA	19179	Wapello County	84	0
IA	19181	Warren County	51	0
IA	19183	Washington County	42	0
IA	19185	Wayne County	46	0
IA	19187	Webster County	130	8
IA	19189	Winnebago County	17	0
IA	19191	Winneshiek County	36	0
IA	19193	Woodbury County	344	85
IA	19195	Worth County	16	0
IA	19197	Wright County	18	12

State	Cty. Code #	County	Head Start Enrollment	Early Head Start Enrollment
ID	16001	Ada County	339	44
ID	16003	Adams County	16	0
ID	16005	Bannock County	189	0
ID	16007	Bear Lake County	10	0
ID	16009	Benewah County	18	0
ID	16011	Bingham County	34	0
ID	16013	Blaine County	36	0
ID	16015	Boise County	16	0
ID	16017	Bonner County	56	33
ID	16019	Bonneville County	122	0
ID	16021	Boundary County	33	0
ID	16025	Camas County	0	0
ID	16027	Canyon County	238	34
ID	16029	Caribou County	27	0
ID	16031	Cassia County	100	0
ID	16035	Clearwater County	46	0
ID	16039	Elmore County	55	0
ID	16041	Franklin County	44	0
ID	16045	Gem County	52	0
ID	16047	Gooding County	27	0
ID	16049	Idaho County	36	0
ID	16053	Jerome County	63	0
ID	16055	Kootenai County	139	70
ID	16057	Latah County	36	0
ID	16059	Lemhi County	18	0
ID	16061	Lewis County	29	0
ID	16063	Lincoln County	27	0
ID	16067	Minidoka County	68	0
ID	16069	Nez Perce County	113	15
ID	16071	Oneida County	0	0
ID	16073	Owyhee County	36	0
ID	16075	Payette County	90	24
ID	16077	Power County	31	0
ID	16079	Shoshone County	34	0
ID	16081	Teton County	18	0
ID	16083	Twin Falls County	197	0
ID	16085	Valley County	14	0
ID	16087	Washington County	36	0
IL	17001	Adams County	355	
IL	17003	Alexander County	162	22
IL	17005	Bond County	32	
IL	17007	Boone County	34	
IL	17009	Brown County	13	
IL	17011	Bureau County	23	
IL	17013	Calhoun County	20	
IL	17015	Carroll County	34	

State	Cty. Code #	County	Head Start Enrollment	Early Head Start Enrollment
IL	17017	Cass County	62	
IL	17019	Champaign County	435	93
IL	17021	Christian County	98	
IL	17023	Clark County	49	
IL	17025	Clay County	63	
IL	17027	Clinton County	36	
IL	17029	Coles County	113	
IL	17031	Cook County	20,406	1,384
IL	17033	Crawford County	44	
IL	17035	Cumberland County	44	
IL	17037	DeKalb County	121	
IL	17039	De Witt County	32	
IL	17041	Douglas County	34	
IL	17043	DuPage County	444	40
IL	17045	Edgar County	61	
IL	17047	Edwards County	24	12
IL	17049	Effingham County	134	
IL	17051	Fayette County	162	
IL	17053	Ford County	29	10
IL	17055	Franklin County	161	40
IL	17057	Fulton County	125	
IL	17059	Gallatin County	30	12
IL	17061	Greene County	66	
IL	17063	Grundy County	35	
IL	17065	Hamilton County	35	12
IL	17067	Hancock County	33	18
IL	17069	Hardin County	42	
IL	17071	Henderson County	17	
IL	17073	Henry County	90	
IL	17075	Iroquois County	54	10
IL	17077	Jackson County	222	
IL	17079	Jasper County	34	
IL	17081	Jefferson County	233	
IL	17083	Jersey County	28	
IL	17085	Jo Daviess County	17	
IL	17087	Johnson County	80	
IL	17089	Kane County	665	90
IL	17091	Kankakee County	400	
IL	17093	Kendall County	34	
IL	17095	Knox County	226	
IL	17097	Lake County	698	128
IL	17099	La Salle County	305	
IL	17101	Lawrence County	68	
IL	17103	Lee County	88	
IL	17105	Livingston County	68	
IL	17107	Logan County	76	
IL	17109	McDonough County	58	12

State	Cty. Code #	County	Head Start Enrollment	Early Head Start Enrollment
IL	17111	McHenry County	251	
IL	17113	McLean County	264	
IL	17115	Macon County	378	
IL	17117	Macoupin County	151	
IL	17119	Madison County	797	115
IL	17121	Marion County	221	
IL	17123	Marshall County	18	
IL	17125	Mason County	54	
IL	17127	Massac County	90	
IL	17129	Menard County	32	
IL	17131	Mercer County	28	
IL	17133	Monroe County	20	
IL	17135	Montgomery County	52	
IL	17137	Morgan County	140	
IL	17139	Moultrie County	34	
IL	17141	Ogle County	86	
IL	17143	Peoria County	670	75
IL	17145	Perry County	120	
IL	17147	Piatt County	19	
IL	17149	Pike County	66	22
IL	17151	Pope County	26	
IL	17153	Pulaski County	97	40
IL	17155	Putnam County	18	
IL	17157	Randolph County	168	
IL	17159	Richland County	68	
IL	17161	Rock Island County	317	
IL	17163	St. Clair County	1,478	136
IL	17165	Saline County	152	32
IL	17167	Sangamon County	479	96
IL	17169	Schuyler County	15	
IL	17171	Scott County	7	
IL	17173	Shelby County	52	
IL	17175	Stark County	18	
IL	17177	Stephenson County	173	
IL	17179	Tazewell County	352	
IL	17181	Union County	93	
IL	17183	Vermilion County	348	50
IL	17185	Wabash County	32	24
IL	17187	Warren County	136	
IL	17189	Washington County	18	
IL	17191	Wayne County	53	24
IL	17193	White County	36	19
IL	17195	Whiteside County	176	
IL	17197	Will County	693	56
IL	17199	Williamson County	211	45
IL	17201	Winnebago County	591	
IL	17203	Woodford County	16	

State	Cty. Code #	County	Head Start Enrollment	Early Head Start Enrollment
IN	18001	Adams County	37	
IN	18003	Allen County	679	
IN	18005	Bartholomew County	89	
IN	18007	Benton County	38	6
IN	18009	Blackford County	55	19
IN	18011	Boone County	36	12
IN	18013	Brown County	18	
IN	18015	Carroll County	24	
IN	18017	Cass County	102	
IN	18019	Clark County	290	
IN	18021	Clay County	98	12
IN	18023	Clinton County	68	
IN	18025	Crawford County	54	
IN	18027	Daviess County	80	
IN	18029	Dearborn County	111	
IN	18031	Decatur County	18	
IN	18033	De Kalb County	145	
IN	18035	Delaware County	257	
IN	18037	Dubois County	62	
IN	18039	Elkhart County	240	
IN	18041	Fayette County	162	
IN	18043	Floyd County	276	
IN	18045	Fountain County	66	12
IN	18047	Franklin County	52	
IN	18049	Fulton County	51	
IN	18051	Gibson County	83	
IN	18053	Grant County	168	121
IN	18055	Greene County	83	
IN	18057	Hamilton County	137	
IN	18059	Hancock County	72	
IN	18061	Harrison County	54	
IN	18063	Hendricks County	82	
IN	18065	Henry County	144	
IN	18067	Howard County	204	64
IN	18069	Huntington County	71	
IN	18071	Jackson County	70	
IN	18073	Jasper County	60	
IN	18075	Jay County	40	
IN	18077	Jefferson County	125	
IN	18079	Jennings County	51	
IN	18081	Johnson County	117	
IN	18083	Knox County	183	30
IN	18085	Kosciusko County	135	40
IN	18087	Lagrange County	77	
IN	18089	Lake County	1,169	
IN	18091	La Porte County	311	

State	Cty. Code #	County	Head Start Enrollment	Early Head Start Enrollment
IN	18093	Lawrence County	179	28
IN	18095	Madison County	306	75
IN	18097	Marion County	1,794	66
IN	18099	Marshall County	68	20
IN	18101	Martin County	34	6
IN	18103	Miami County	34	16
IN	18105	Monroe County	238	
IN	18107	Montgomery County	65	12
IN	18109	Morgan County	124	
IN	18111	Newton County	50	
IN	18113	Noble County	64	
IN	18115	Ohio County	20	
IN	18117	Orange County	40	10
IN	18119	Owen County	40	12
IN	18121	Parke County	46	6
IN	18123	Perry County	89	
IN	18125	Pike County	41	
IN	18127	Porter County	160	
IN	18129	Posey County	50	16
IN	18131	Pulaski County	36	
IN	18133	Putnam County	71	12
IN	18135	Randolph County	71	
IN	18137	Ripley County	71	
IN	18139	Rush County	51	
IN	18141	St. Joseph County	704	
IN	18143	Scott County	70	
IN	18145	Shelby County	70	
IN	18147	Spencer County	72	
IN	18149	Starke County	117	20
IN	18151	Steuben County	110	
IN	18153	Sullivan County	42	19
IN	18155	Switzerland County	40	
IN	18157	Tippecanoe County	237	57
IN	18159	Tipton County	12	
IN	18161	Union County	77	
IN	18163	Vanderburgh County	452	100
IN	18165	Vermillion County	36	6
IN	18167	Vigo County	187	80
IN	18169	Wabash County	51	
IN	18171	Warren County	30	6
IN	18173	Warrick County	90	
IN	18175	Washington County	34	10
IN	18177	Wayne County	306	
IN	18179	Wells County	20	
IN	18181	White County	24	
IN	18183	Whitley County	65	

State	Cty. Code #	County	Head Start Enrollment	Early Head Start Enrollment
KS	20001	Allen County	40	0
KS	20003	Anderson County	20	0
KS	20005	Atchison County	51	13
KS	20007	Barber County	0	0
KS	20009	Barton County	69	0
KS	20011	Bourbon County	50	0
KS	20013	Brown County	60	13
KS	20015	Butler County	106	0
KS	20017	Chase County	0	0
KS	20019	Chautauqua County	5	0
KS	20021	Cherokee County	100	33
KS	20023	Cheyenne County	17	0
KS	20025	Clark County	0	0
KS	20027	Clay County	49	33
KS	20029	Cloud County	20	14
KS	20031	Coffey County	20	0
KS	20033	Comanche County	0	0
KS	20035	Cowley County	115	0
KS	20037	Crawford County	121	33
KS	20039	Decatur County	17	0
KS	20041	Dickinson County	70	23
KS	20043	Doniphan County	38	12
KS	20045	Douglas County	78	0
KS	20047	Edwards County	0	0
KS	20049	Elk County	5	0
KS	20051	Ellis County	97	10
KS	20053	Ellsworth County	15	6
KS	20055	Finney County	191	40
KS	20057	Ford County	240	42
KS	20059	Franklin County	40	0
KS	20061	Geary County	275	0
KS	20063	Gove County	17	0
KS	20065	Graham County	17	0
KS	20067	Grant County	52	0
KS	20069	Gray County	25	0
KS	20071	Greeley County	0	0
KS	20073	Greenwood County	30	0
KS	20075	Hamilton County	0	0
KS	20077	Harper County	0	0
KS	20079	Harvey County	57	0
KS	20081	Haskell County	12	0
KS	20083	Hodgeman County	0	0
KS	20085	Jackson County	38	20
KS	20087	Jefferson County	37	12
KS	20089	Jewell County	17	0
KS	20091	Johnson County	265	76
KS	20093	Kearny County	25	0

State	Cty. Code #	County	Head Start Enrollment	Early Head Start Enrollment
KS	20095	Kingman County	24	0
KS	20097	Kiowa County	0	0
KS	20099	Labette County	90	33
KS	20101	Lane County	0	0
KS	20103	Leavenworth County	68	28
KS	20105	Lincoln County	0	0
KS	20107	Linn County	10	0
KS	20109	Logan County	17	0
KS	20111	Lyon County	100	40
KS	20115	Marion County	45	0
KS	20117	Marshall County	19	12
KS	20113	McPherson County	70	0
KS	20119	Meade County	0	0
KS	20121	Miami County	40	0
KS	20123	Mitchell County	0	0
KS	20125	Montgomery County	130	33
KS	20127	Morris County	0	0
KS	20129	Morton County	0	0
KS	20131	Nemaha County	53	12
KS	20133	Neosho County	40	0
KS	20135	Ness County	0	0
KS	20137	Norton County	27	0
KS	20139	Osage County	20	0
KS	20141	Osborne County	0	0
KS	20143	Ottawa County	15	10
KS	20145	Pawnee County	18	0
KS	20147	Phillips County	10	0
KS	20149	Pottawatomie County	38	14
KS	20151	Pratt County	30	0
KS	20153	Rawlins County	17	0
KS	20155	Reno County	214	60
KS	20157	Republic County	16	10
KS	20159	Rice County	18	0
KS	20161	Riley County	165	78
KS	20163	Rooks County	0	0
KS	20165	Rush County	9	20
KS	20167	Russell County	15	22
KS	20169	Saline County	212	130
KS	20171	Scott County	12	0
KS	20173	Sedgwick County	808	175
KS	20175	Seward County	70	0
KS	20177	Shawnee County	551	54
KS	20179	Sheridan County	6	0
KS	20181	Sherman County	51	0
KS	20183	Smith County	17	0
KS	20185	Stafford County	17	0
KS	20187	Stanton County	12	0

State	Cty. Code #	County	Head Start Enrollment	Early Head Start Enrollment
KS	20189	Stevens County	12	0
KS	20191	Sumner County	87	41
KS	20193	Thomas County	33	0
KS	20195	Trego County	6	0
KS	20197	Wabaunsee County	15	0
KS	20199	Wallace County	17	0
KS	20201	Washington County	20	10
KS	20203	Wichita County	8	0
KS	20205	Wilson County	35	0
KS	20207	Woodson County	10	0
KS	20209	Wyandotte County	878	120
KY	21001	Adair County	71	
KY	21003	Allen County	40	
KY	21005	Anderson County	36	
KY	21007	Ballard County	43	4
KY	21009	Barren County	100	
KY	21011	Bath County	60	
KY	21013	Bell County	163	20
KY	21015	Boone County	32	
KY	21017	Bourbon County	183	16
KY	21019	Boyd County	200	
KY	21021	Boyle County	36	
KY	21023	Bracken County	40	
KY	21025	Breathitt County	49	
KY	21027	Breckinridge County	135	20
KY	21029	Bullitt County	89	25
KY	21031	Butler County	34	
KY	21033	Caldwell County	17	
KY	21035	Calloway County	112	15
KY	21037	Campbell County	204	
KY	21039	Carlisle County	22	4
KY	21041	Carroll County	105	
KY	21043	Carter County	141	
KY	21045	Casey County	112	8
KY	21047	Christian County	218	10
KY	21049	Clark County	177	
KY	21051	Clay County	212	20
KY	21053	Clinton County	40	24
KY	21055	Crittenden County	57	4
KY	21057	Cumberland County	51	
KY	21059	Daviess County	400	99
KY	21061	Edmonson County	47	
KY	21063	Elliott County	42	
KY	21065	Estill County	40	
KY	21067	Fayette County		
KY	21069	Fleming County	130	

State	Cty. Code #	County	Head Start Enrollment	Early Head Start Enrollment
KY	21071	Floyd County	235	
KY	21073	Franklin County	107	
KY	21075	Fulton County	73	41
KY	21077	Gallatin County		
KY	21079	Garrard County	40	
KY	21081	Grant County	117	
KY	21083	Graves County	116	11
KY	21085	Grayson County	159	48
KY	21087	Green County	74	
KY	21089	Greenup County	155	
KY	21091	Hancock County	36	
KY	21093	Hardin County	205	
KY	21095	Harlan County	288	75
KY	21097	Harrison County	130	16
KY	21099	Hart County	40	
KY	21101	Henderson County	103	
KY	21103	Henry County	55	29
KY	21105	Hickman County	20	10
KY	21107	Hopkins County	224	
KY	21109	Jackson County	83	20
KY	21111	Jefferson County	1,690	72
KY	21113	Jessamine County	52	
KY	21115	Johnson County	151	
KY	21117	Kenton County	189	
KY	21119	Knott County	140	20
KY	21121	Knox County	317	20
KY	21123	Larue County	40	
KY	21125	Laurel County	200	20
KY	21127	Lawrence County	43	
KY	21129	Lee County	80	
KY	21131	Leslie County	138	
KY	21133	Letcher County	210	20
KY	21135	Lewis County	152	
KY	21137	Lincoln County	185	32
KY	21139	Livingston County	37	
KY	21141	Logan County	60	
KY	21143	Lyon County	29	8
KY	21145	McCracken County	548	19
KY	21147	McCreary County	60	32
KY	21149	McLean County	58	
KY	21151	Madison County	168	
KY	21153	Magoffin County	155	
KY	21155	Marion County	90	
KY	21157	Marshall County	20	6
KY	21159	Martin County	143	
KY	21161	Mason County	142	
KY	21163	Meade County	34	

State	Cty. Code #	County	Head Start Enrollment	Early Head Start Enrollment
KY	21165	Menifee County	63	
KY	21167	Mercer County	36	
KY	21169	Metcalfe County	30	
KY	21171	Monroe County	38	
KY	21173	Montgomery County	97	
KY	21175	Morgan County	132	
KY	21177	Muhlenberg County	181	2
KY	21179	Nelson County	100	
KY	21181	Nicholas County	56	12
KY	21183	Ohio County	113	10
KY	21185	Oldham County	72	
KY	21187	Owen County	31	
KY	21189	Owsley County	100	58
KY	21191	Pendleton County	19	
KY	21193	Perry County	130	
KY	21195	Pike County	535	
KY	21197	Powell County	115	
KY	21199	Pulaski County	120	
KY	21201	Robertson County	18	
KY	21203	Rockcastle County	35	20
KY	21205	Rowan County	57	
KY	21207	Russell County	40	
KY	21209	Scott County	56	4
KY	21211	Shelby County	60	17
KY	21213	Simpson County	40	
KY	21215	Spencer County	22	
KY	21217	Taylor County	107	
KY	21219	Todd County	18	7
KY	21221	Trigg County	47	8
KY	21223	Trimble County	83	
KY	21225	Union County	97	8
KY	21227	Warren County	309	30
KY	21229	Washington County	74	
KY	21231	Wayne County	157	
KY	21233	Webster County	67	
KY	21235	Whitley County	177	20
KY	21237	Wolfe County	110	
KY	21239	Woodford County	36	
LA	22001	Acadia Parish	417	0
LA	22003	Allen Parish	162	0
LA	22005	Ascension Parish	251	60
LA	22007	Assumption Parish	114	0
LA	22009	Avoyelles Parish	292	0
LA	22011	Beauregard Parish	91	0
LA	22013	Bienville Parish	100	0
LA	22015	Bossier Parish	403	40

State	Cty. Code #	County	Head Start Enrollment	Early Head Start Enrollment
LA	22017	Caddo Parish	1,421	60
LA	22019	Calcasieu Parish	600	0
LA	22021	Caldwell Parish	61	0
LA	22023	Cameron Parish	77	0
LA	22025	Catahoula Parish	78	0
LA	22027	Claiborne Parish	72	0
LA	22029	Concordia Parish	155	0
LA	22031	De Soto Parish	85	0
LA	22033	East Baton Rouge Parish	1,362	0
LA	22033	East Baton Rouge		56
LA	22035	East Carroll Parish	154	0
LA	22037	East Feliciana Parish	184	0
LA	22039	Evangeline Parish	249	0
LA	22041	Franklin Parish	136	0
LA	22043	Grant Parish	167	0
LA	22045	Iberia Parish	394	16
LA	22047	Iberville Parish	366	0
LA	22049	Jackson Parish	163	0
LA	22051	Jefferson Parish	1,135	0
LA	22053	Jefferson Davis Parish	200	0
LA	22055	Lafayette Parish	592	16
LA	22057	Lafourche Parish	347	0
LA	22059	La Salle Parish	60	0
LA	22061	Lincoln Parish	260	0
LA	22063	Livingston Parish	286	8
LA	22065	Madison Parish	160	0
LA	22067	Morehouse Parish	289	0
LA	22069	Natchitoches Parish	224	0
LA	22071	Orleans Parish	2,618	204
LA	22073	Ouachita Parish	771	0
LA	22073	Ouachita Parish		68
LA	22075	Plaquemines Parish	111	0
LA	22077	Pointe Coupee Parish	167	0
LA	22079	Rapides Parish	918	40
LA	22081	Red River Parish	50	0
LA	22083	Richland Parish	162	0
LA	22085	Sabine Parish	120	0
LA	22087	St. Bernard Parish	112	0
LA	22089	St. Charles Parish	197	60
LA	22091	St. Helena Parish	74	20
LA	22093	St. James Parish	241	0
LA	22095	St. John the Baptist Parish	193	0
LA	22097	St. Landry Parish	891	44
LA	22099	St. Martin Parish	382	48
LA	22101	St. Mary Parish	357	0
LA	22103	St. Tammany Parish	397	32
LA	22105	Tangipahoa Parish	595	16

State	Cty. Code #	County	Head Start Enrollment	Early Head Start Enrollment
LA	22107	Tensas Parish	85	0
LA	22109	Terrebonne Parish	200	0
LA	22111	Union Parish	80	0
LA	22113	Vermilion Parish	307	0
LA	22115	Vernon Parish	300	0
LA	22117	Washington Parish	188	32
LA	22119	Webster Parish	270	0
LA	22121	West Baton Rouge Parish	130	0
LA	22123	West Carroll Parish	51	0
LA	22125	West Feliciana Parish	51	44
LA	22127	Winn Parish	73	0
MA	25001	Barnstable	349	0
MA	25003	Berkshire	335	0
MA	25005	Bristol	1097	82
MA	25007	Dukes	42	0
MA	25009	Essex	1517	40
MA	25011	Franklin	192	32
MA	25013	Hampden	1317	40
MA	25015	Hampshire	246	0
MA	25017	Middlesex	1410	249
MA	25019	Nantucket	0	0
MA	25021	Norfolk	671	37
MA	25023	Plymouth	772	0
MA	25025	Suffolk	2674	354
MA	25027	Worcester	1465	60
MD	24001	Allegany County	277	40
MD	24003	Anne Arundel County	403	38
MD	24005	Baltimore County	572	55
MD	24009	Calvert County	152	
MD	24011	Caroline County	164	75
MD	24013	Carroll County	119	60
MD	24015	Cecil County	124	20
MD	24017	Charles County	294	
MD	24019	Dorchester County	150	30
MD	24021	Frederick County	262	
MD	24023	Garrett County	219	41
MD	24025	Harford County	161	
MD	24027	Howard County	264	
MD	24029	Kent County	55	
MD	24031	Montgomery County	698	75
MD	24033	Prince George's County	931	
MD	24035	Queen Anne's County	77	
MD	24037	St. Mary's County	147	
MD	24039	Somerset County	161	
MD	24041	Talbot County	73	40

State	Cty. Code #	County	Head Start Enrollment	Early Head Start Enrollment
MD	24043	Washington County	384	60
MD	24045	Wicomico County	330	
MD	24047	Worcester County	192	
MD	24510	Baltimore City	3,419	184
ME	23001	Androscoggin	321	32
ME	23003	Aroostook	291	0
ME	23005	Cumberland	423	48
ME	23007	Franklin	149	79
ME	23009	Hancock	86	12
ME	23011	Kennebec	369	81
ME	23013	Knox	159	0
ME	23015	Lincoln	126	0
ME	23017	Oxford	214	100
ME	23019	Penobscot	370	28
ME	23021	Piscataquis	56	0
ME	23023	Sagadahoc	68	0
ME	23025	Somerset	209	43
ME	23027	Waldo	172	0
ME	23029	Washington	178	12
ME	23031	York	302	42
MI	26001	Alcona County	44	
MI	26003	Alger County	31	16
MI	26005	Allegan County	283	
MI	26007	Alpena County	136	24
MI	26009	Antrim County	103	13
MI	26011	Arenac County	57	24
MI	26013	Baraga County	125	27
MI	26015	Barry County	131	52
MI	26017	Bay County	294	52
MI	26019	Benzie County	30	12
MI	26021	Berrien County	525	
MI	26023	Branch County	245	
MI	26025	Calhoun County	481	36
MI	26027	Cass County	157	
MI	26029	Charlevoix County	78	12
MI	26031	Cheboygan County	107	24
MI	26033	Chippewa County	208	60
MI	26035	Clare County	128	20
MI	26037	Clinton County	68	
MI	26039	Crawford County	73	
MI	26041	Delta County	185	37
MI	26043	Dickinson County	198	
MI	26045	Eaton County	190	
MI	26047	Emmet County	94	12
MI	26049	Genesee County	2,087	257

State	Cty. Code #	County	Head Start Enrollment	Early Head Start Enrollment
MI	26051	Gladwin County	104	20
MI	26053	Gogebic County	93	22
MI	26055	Grand Traverse County	161	12
MI	26057	Gratiot County	220	35
MI	26059	Hillsdale County	147	6
MI	26061	Houghton County	200	66
MI	26063	Huron County	90	17
MI	26065	Ingham County	922	70
MI	26067	Ionia County	203	35
MI	26069	Iosco County	102	24
MI	26071	Iron County	48	
MI	26073	Isabella County	167	35
MI	26075	Jackson County	572	89
MI	26077	Kalamazoo County	626	
MI	26079	Kalkaska County	47	12
MI	26081	Kent County	1,563	64
MI	26083	Keweenaw County	7	2
MI	26085	Lake County	52	13
MI	26087	Lapeer County	225	17
MI	26089	Leelanau County	31	6
MI	26091	Lenawee County	357	
MI	26093	Livingston County	185	
MI	26095	Luce County	45	16
MI	26097	Mackinac County	55	12
MI	26099	Macomb County	842	
MI	26101	Manistee County	78	12
MI	26103	Marquette County	253	24
MI	26105	Mason County	95	10
MI	26107	Mecosta County	187	30
MI	26109	Menominee County	57	20
MI	26111	Midland County	179	50
MI	26113	Missaukee County	57	12
MI	26115	Monroe County	353	
MI	26117	Montcalm County	149	35
MI	26119	Montmorency County	17	
MI	26121	Muskegon County	814	
MI	26123	Newaygo County	181	11
MI	26125	Oakland County	1,791	
MI	26127	Oceana County	110	
MI	26129	Ogemaw County	74	
MI	26131	Ontonagon County	54	10
MI	26133	Osceola County	114	15
MI	26135	Oscoda County	31	
MI	26137	Otsego County	112	
MI	26139	Ottawa County	366	60
MI	26141	Presque Isle County	70	
MI	26143	Roscommon County	61	12

State	Cty. Code #	County	Head Start Enrollment	Early Head Start Enrollment
MI	26145	Saginaw County	1,011	
MI	26147	St. Clair County	388	
MI	26149	St. Joseph County	190	18
MI	26151	Sanilac County	143	16
MI	26153	Schoolcraft County	49	20
MI	26155	Shiawassee County	190	
MI	26157	Tuscola County	170	15
MI	26159	Van Buren County	344	
MI	26161	Washtenaw County	561	
MI	26163	Wayne County	11,479	159
MI	26165	Wexford County	120	12
MN	27001	Aitkin County	41	
MN	27003	Anoka County	265	60
MN	27005	Becker County	161	60
MN	27007	Beltrami County	145	42
MN	27009	Benton County	61	11
MN	27011	Big Stone County	34	
MN	27013	Blue Earth County	142	
MN	27015	Brown County	50	
MN	27017	Carlton County	61	
MN	27019	Carver County	24	
MN	27021	Cass County	86	22
MN	27023	Chippewa County	50	
MN	27025	Chisago County	43	
MN	27027	Clay County	187	
MN	27029	Clearwater County	51	
MN	27031	Cook County	0	
MN	27033	Cottonwood County	38	
MN	27035	Crow Wing County	129	40
MN	27037	Dakota County	242	
MN	27039	Dodge County	29	
MN	27041	Douglas County	116	
MN	27043	Faribault County	39	
MN	27045	Fillmore County	45	
MN	27047	Freeborn County	79	
MN	27049	Goodhue County	42	
MN	27051	Grant County	46	
MN	27053	Hennepin County	1,775	155
MN	27055	Houston County	35	
MN	27057	Hubbard County	79	36
MN	27059	Isanti County	40	
MN	27061	Itasca County	167	
MN	27063	Jackson County	29	
MN	27065	Kanabec County	42	
MN	27067	Kandiyohi County	137	
MN	27069	Kittson County	24	10

State	Cty. Code #	County	Head Start Enrollment	Early Head Start Enrollment
MN	27071	Koochiching County	50	
MN	27073	Lac qui Parle County	31	
MN	27075	Lake County	33	9
MN	27077	Lake of the Woods County	21	11
MN	27079	Le Sueur County	33	
MN	27081	Lincoln County	9	
MN	27083	Lyon County	125	
MN	27085	McLeod County	70	
MN	27087	Mahnomen County	23	
MN	27089	Marshall County	45	9
MN	27091	Martin County	52	
MN	27093	Meeker County	38	
MN	27095	Mille Lacs County	48	
MN	27097	Morrison County	84	28
MN	27099	Mower County	62	
MN	27101	Murray County	10	
MN	27103	Nicollet County	26	
MN	27105	Nobles County	113	
MN	27107	Norman County	50	
MN	27109	Olmsted County	203	
MN	27111	Otter Tail County	124	
MN	27113	Pennington County	60	
MN	27115	Pine County	80	
MN	27117	Pipestone County	30	
MN	27119	Polk County	184	
MN	27121	Pope County	28	
MN	27123	Ramsey County	1,107	40
MN	27125	Red Lake County	59	
MN	27127	Redwood County	36	
MN	27129	Renville County	46	
MN	27131	Rice County	117	
MN	27133	Rock County	4	
MN	27135	Roseau County	112	23
MN	27137	St. Louis County	571	41
MN	27139	Scott County	54	
MN	27141	Sherburne County	77	7
MN	27143	Sibley County	33	
MN	27145	Stearns County	242	14
MN	27147	Steele County	56	
MN	27149	Stevens County	30	
MN	27151	Swift County	59	
MN	27153	Todd County	116	28
MN	27155	Traverse County	30	
MN	27157	Wabasha County	28	
MN	27159	Wadena County	76	
MN	27161	Waseca County	51	
MN	27163	Washington County	86	

State	Cty. Code #	County	Head Start Enrollment	Early Head Start Enrollment
MN	27165	Watonwan County	41	
MN	27167	Wilkin County	34	
MN	27169	Winona County	70	
MN	27171	Wright County	215	
MN	27173	Yellow Medicine County	57	
MO	29001	Adair County	121	52
MO	29003	Andrew County	31	0
MO	29005	Atchison County	40	0
MO	29007	Audrain County	71	0
MO	29009	Barry County	105	37
MO	29011	Barton County	38	0
MO	29013	Bates County	58	4
MO	29015	Benton County	37	0
MO	29017	Bollinger County	36	0
MO	29019	Boone County	267	40
MO	29021	Buchanan County	312	74
MO	29023	Butler County	216	0
MO	29025	Caldwell County	30	0
MO	29027	Callaway County	52	0
MO	29029	Camden County	47	0
MO	29031	Cape Girardeau County	60	72
MO	29033	Carroll County	47	0
MO	29035	Carter County	80	0
MO	29037	Cass County	115	10
MO	29039	Cedar County	40	0
MO	29041	Chariton County	36	4
MO	29043	Christian County	120	11
MO	29045	Clark County	60	0
MO	29047	Clay County	225	0
MO	29049	Clinton County	43	0
MO	29051	Cole County	54	0
MO	29053	Cooper County	40	0
MO	29055	Crawford County	57	0
MO	29057	Dade County	40	0
MO	29059	Dallas County	45	0
MO	29061	Daviess County	17	0
MO	29063	DeKalb County	25	0
MO	29065	Dent County	88	0
MO	29067	Douglas County	77	0
MO	29069	Dunklin County	260	0
MO	29071	Franklin County	144	0
MO	29073	Gasconade County	25	0
MO	29075	Gentry County	37	0
MO	29077	Greene County	580	64
MO	29079	Grundy County	48	0
MO	29081	Harrison County	30	0

State	Cty. Code #	County	Head Start Enrollment	Early Head Start Enrollment
MO	29083	Henry County	56	64
MO	29085	Hickory County	20	0
MO	29087	Holt County	51	0
MO	29089	Howard County	20	0
MO	29091	Howell County	180	0
MO	29093	Iron County	66	0
MO	29095	Jackson County	2190	279
MO	29097	Jasper County	323	62
MO	29099	Jefferson County	271	0
MO	29101	Johnson County	88	18
MO	29103	Knox County	17	4
MO	29105	Laclede County	78	0
MO	29107	Lafayette County	68	6
MO	29109	Lawrence County	160	5
MO	29111	Lewis County	34	0
MO	29113	Lincoln County	92	17
MO	29115	Linn County	48	0
MO	29117	Livingston County	49	0
MO	29121	Macon County	37	0
MO	29123	Madison County	54	0
MO	29125	Maries County	27	0
MO	29127	Marion County	134	60
MO	29119	McDonald County	104	30
MO	29129	Mercer County	10	0
MO	29131	Miller County	56	0
MO	29133	Mississippi County	160	0
MO	29135	Moniteau County	31	0
MO	29137	Monroe County	34	0
MO	29139	Montgomery County	44	76
MO	29141	Morgan County	36	0
MO	29143	New Madrid County	180	0
MO	29145	Newton County	180	30
MO	29147	Nodaway County	60	0
MO	29149	Oregon County	51	0
MO	29151	Osage County	0	0
MO	29153	Ozark County	19	0
MO	29155	Pemiscot County	260	0
MO	29157	Perry County	29	0
MO	29159	Pettis County	101	131
MO	29161	Phelps County	121	0
MO	29163	Pike County	74	0
MO	29165	Platte County	39	0
MO	29167	Polk County	70	0
MO	29169	Pulaski County	132	0
MO	29171	Putnam County	17	0
MO	29173	Ralls County	17	0
MO	29175	Randolph County	62	0

State	Cty. Code #	County	Head Start Enrollment	Early Head Start Enrollment
MO	29177	Ray County	50	3
MO	29179	Reynolds County	40	0
MO	29181	Ripley County	60	0
MO	29195	Saline County	87	1
MO	29197	Schuyler County	36	0
MO	29199	Scotland County	18	0
MO	29201	Scott County	260	0
MO	29203	Shannon County	40	0
MO	29205	Shelby County	18	0
MO	29183	St. Charles County	177	88
MO	29185	St. Clair County	32	10
MO	29187	St. Francois County	150	0
MO	29510	St. Louis City	2960	64
MO	29189	St. Louis County	1182	215
MO	29186	Ste. Genevieve County	60	0
MO	29207	Stoddard County	180	0
MO	29209	Stone County	77	0
MO	29211	Sullivan County	28	0
MO	29213	Taney County	117	7
MO	29215	Texas County	80	0
MO	29217	Vernon County	85	0
MO	29219	Warren County	64	18
MO	29221	Washington County	130	0
MO	29223	Wayne County	54	0
MO	29225	Webster County	100	0
MO	29227	Worth County	20	0
MO	29229	Wright County	98	0
MS	28001	Adams County	447	40
MS	28003	Alcorn County	116	
MS	28005	Amite County	40	
MS	28007	Attala County	160	
MS	28009	Benton County	182	
MS	28011	Bolivar County	966	
MS	28013	Calhoun County	65	6
MS	28015	Carroll County	80	
MS	28017	Chickasaw County	55	8
MS	28019	Choctaw County	80	
MS	28021	Claiborne County	230	
MS	28023	Clarke County	171	
MS	28025	Clay County	192	12
MS	28027	Coahoma County	673	
MS	28029	Copiah County	316	20
MS	28031	Covington County	240	
MS	28033	DeSoto County	380	8
MS	28035	Forrest County	666	70
MS	28037	Franklin County	90	

State	Cty. Code #	County	Head Start Enrollment	Early Head Start Enrollment
MS	28039	George County	159	
MS	28041	Greene County	117	
MS	28043	Grenada County	217	12
MS	28045	Hancock County	192	
MS	28047	Harrison County	1,448	42
MS	28049	Hinds County	2,085	32
MS	28051	Holmes County	497	32
MS	28053	Humphreys County	262	
MS	28055	Issaquena County	112	
MS	28057	Itawamba County	207	
MS	28059	Jackson County	717	
MS	28061	Jasper County	316	
MS	28063	Jefferson County	200	
MS	28065	Jefferson Davis County	270	
MS	28067	Jones County	374	63
MS	28069	Kemper County	111	8
MS	28071	Lafayette County	215	20
MS	28073	Lamar County	114	
MS	28075	Lauderdale County	567	12
MS	28077	Lawrence County	200	
MS	28079	Leake County	171	28
MS	28081	Lee County	370	46
MS	28083	Leflore County	510	90
MS	28085	Lincoln County	184	
MS	28087	Lowndes County	450	12
MS	28089	Madison County	554	8
MS	28091	Marion County	340	
MS	28093	Marshall County	532	20
MS	28095	Monroe County	239	22
MS	28097	Montgomery County	160	
MS	28099	Neshoba County	260	
MS	28101	Newton County	111	28
MS	28103	Noxubee County	249	12
MS	28105	Oktibbeha County	278	8
MS	28107	Panola County	340	8
MS	28109	Pearl River County	276	78
MS	28111	Perry County	110	6
MS	28113	Pike County	440	22
MS	28115	Pontotoc County	77	16
MS	28117	Prentiss County	300	16
MS	28119	Quitman County	160	
MS	28121	Rankin County	368	8
MS	28123	Scott County	250	
MS	28125	Sharkey County	57	
MS	28127	Simpson County	290	
MS	28129	Smith County	94	24
MS	28131	Stone County	100	38

State	Cty. Code #	County	Head Start Enrollment	Early Head Start Enrollment
MS	28133	Sunflower County	570	
MS	28135	Tallahatchie County	240	8
MS	28137	Tate County	140	8
MS	28139	Tippah County	184	
MS	28141	Tishomingo County	170	
MS	28143	Tunica County	246	12
MS	28145	Union County	111	
MS	28147	Walthall County	180	
MS	28149	Warren County	534	20
MS	28151	Washington County	1,215	32
MS	28153	Wayne County	216	
MS	28155	Webster County	98	
MS	28157	Wilkinson County	259	
MS	28159	Winston County	251	
MS	28161	Yalobusha County	132	
MS	28163	Yazoo County	469	
MT	30001	Beaverhead County	22	16
MT	30003	Big Horn County	0	
MT	30005	Blaine County	16	1
MT	30007	Broadwater County	16	
MT	30009	Carbon County	0	
MT	30011	Carter County	0	
MT	30013	Cascade County	281	
MT	30015	Chouteau County	0	
MT	30017	Custer County	75	
MT	30019	Daniels County	0	
MT	30021	Dawson County	36	
MT	30023	Deer Lodge County	90	
MT	30025	Fallon County	0	
MT	30027	Fergus County	69	
MT	30029	Flathead County	186	
MT	30031	Gallatin County	119	
MT	30033	Garfield County	6	
MT	30035	Glacier County	19	
MT	30037	Golden Valley County	7	
MT	30039	Granite County	7	
MT	30041	Hill County	125	59
MT	30043	Jefferson County	12	
MT	30045	Judith Basin County	10	
MT	30047	Lake County	0	
MT	30049	Lewis and Clark County	245	
MT	30051	Liberty County	10	
MT	30053	Lincoln County	84	48
MT	30055	McCone County	0	
MT	30057	Madison County	5	
MT	30059	Meagher County	9	

State	Cty. Code #	County	Head Start Enrollment	Early Head Start Enrollment
MT	30061	Mineral County	18	
MT	30063	Missoula County	287	64
MT	30065	Musselshell County	19	
MT	30067	Park County	40	
MT	30069	Petroleum County	6	
MT	30071	Phillips County	19	
MT	30073	Pondera County	17	
MT	30075	Powder River County	0	
MT	30077	Powell County	30	
MT	30079	Prairie County	0	
MT	30081	Ravalli County	100	
MT	30083	Richland County	0	
MT	30085	Roosevelt County	0	
MT	30087	Rosebud County	0	
MT	30089	Sanders County	30	
MT	30091	Sheridan County	0	
MT	30093	Silver Bow County	196	24
MT	30095	Stillwater County	0	
MT	30097	Sweet Grass County	0	
MT	30099	Teton County	19	
MT	30101	Toole County	20	
MT	30103	Treasure County	0	
MT	30105	Valley County	19	
MT	30107	Wheatland County	2	
MT	30109	Wibaux County	0	
MT	30111	Yellowstone County	250	33
MT	30113	Yellowstone National Park	0	
NC	37001	Alamance County	254	
NC	37003	Alexander County	128	60
NC	37005	Alleghany County	37	
NC	37007	Anson County	167	
NC	37009	Ashe County	54	
NC	37011	Avery County	34	
NC	37013	Beaufort County	97	
NC	37015	Bertie County	117	12
NC	37017	Bladen County	80	
NC	37019	Brunswick County	140	
NC	37021	Buncombe County	488	180
NC	37023	Burke County	168	
NC	37025	Cabarrus County	327	
NC	37027	Caldwell County	111	
NC	37029	Camden County	20	
NC	37031	Carteret County	64	24
NC	37033	Caswell County	45	40
NC	37035	Catawba County	166	
NC	37037	Chatham County	99	

State	Cty. Code #	County	Head Start Enrollment	Early Head Start Enrollment
NC	37039	Cherokee County	119	
NC	37041	Chowan County	60	
NC	37043	Clay County	34	
NC	37045	Cleveland County	244	
NC	37047	Columbus County	207	
NC	37049	Craven County	427	92
NC	37051	Cumberland County	718	
NC	37053	Currituck County	32	
NC	37055	Dare County	40	
NC	37057	Davidson County	105	20
NC	37059	Davie County	53	
NC	37061	Duplin County	172	
NC	37063	Durham County	459	
NC	37065	Edgecombe County	219	
NC	37067	Forsyth County	499	
NC	37069	Franklin County	144	
NC	37071	Gaston County	308	
NC	37073	Gates County	40	
NC	37075	Graham County	51	
NC	37077	Granville County	50	
NC	37079	Greene County	57	
NC	37081	Guilford County	844	196
NC	37083	Halifax County	179	16
NC	37085	Harnett County	212	
NC	37087	Haywood County	149	
NC	37089	Henderson County	201	20
NC	37091	Hertford County	100	16
NC	37093	Hoke County	80	
NC	37095	Hyde County	17	
NC	37097	Iredell County	154	
NC	37099	Jackson County	91	
NC	37101	Johnston County	335	
NC	37103	Jones County	36	8
NC	37105	Lee County	90	
NC	37107	Lenoir County	220	
NC	37109	Lincoln County	152	
NC	37111	McDowell County	156	52
NC	37113	Macon County	256	135
NC	37115	Madison County	64	
NC	37117	Martin County	182	
NC	37119	Mecklenburg County	858	
NC	37121	Mitchell County	52	
NC	37123	Montgomery County	154	20
NC	37125	Moore County	95	20
NC	37127	Nash County	229	
NC	37129	New Hanover County	260	
NC	37131	Northampton County	137	16

State	Cty. Code #	County	Head Start Enrollment	Early Head Start Enrollment
NC	37133	Onslow County	230	
NC	37135	Orange County	80	100
NC	37137	Pamlico County	90	
NC	37139	Pasquotank County	90	
NC	37141	Pender County	197	
NC	37143	Perquimans County	40	
NC	37145	Person County	111	
NC	37147	Pitt County	268	
NC	37149	Polk County	60	
NC	37151	Randolph County	126	
NC	37153	Richmond County	174	
NC	37155	Robeson County	586	40
NC	37157	Rockingham County	252	
NC	37159	Rowan County	450	40
NC	37161	Rutherford County	174	40
NC	37163	Sampson County	345	
NC	37165	Scotland County	120	
NC	37167	Stanly County	88	20
NC	37169	Stokes County	67	
NC	37171	Surry County	174	
NC	37173	Swain County	51	
NC	37175	Transylvania County	74	40
NC	37177	Tyrrell County	20	
NC	37179	Union County	158	
NC	37181	Vance County	192	
NC	37183	Wake County	411	
NC	37185	Warren County	62	
NC	37187	Washington County	34	
NC	37189	Watauga County	52	
NC	37191	Wayne County	442	138
NC	37193	Wilkes County	92	
NC	37195	Wilson County	185	
NC	37197	Yadkin County	91	
NC	37199	Yancey County	80	
ND	38001	Adams County	6	
ND	38003	Barnes County	53	8
ND	38005	Benson County	20	12
ND	38007	Billings County	2	
ND	38009	Bottineau County	10	
ND	38011	Bowman County	5	
ND	38013	Burke County	0	
ND	38015	Burleigh County	186	
ND	38017	Cass County	208	60
ND	38019	Cavalier County	12	
ND	38021	Dickey County	14	
ND	38023	Divide County	0	

State	Cty. Code #	County	Head Start Enrollment	Early Head Start Enrollment
ND	38025	Dunn County	5	
ND	38027	Eddy County	2	1
ND	38029	Emmons County	11	
ND	38031	Foster County	2	4
ND	38033	Golden Valley County	3	
ND	38035	Grand Forks County	264	3
ND	38037	Grant County	32	
ND	38039	Griggs County	1	
ND	38041	Hettinger County	7	
ND	38043	Kidder County	5	
ND	38045	LaMoure County	30	
ND	38047	Logan County	11	1
ND	38049	McHenry County	44	
ND	38051	McIntosh County	0	2
ND	38053	McKenzie County	0	
ND	38055	McLean County	32	
ND	38057	Mercer County	0	
ND	38059	Morton County	120	
ND	38061	Mountrail County	0	
ND	38063	Nelson County	12	12
ND	38065	Oliver County	0	
ND	38067	Pembina County	12	
ND	38069	Pierce County	10	
ND	38071	Ramsey County	60	26
ND	38073	Ransom County	9	
ND	38075	Renville County	0	
ND	38077	Richland County	35	
ND	38079	Rolette County	0	
ND	38081	Sargent County	9	
ND	38083	Sheridan County	10	
ND	38085	Sioux County	0	
ND	38087	Slope County	4	
ND	38089	Stark County	105	
ND	38091	Steele County	3	2
ND	38093	Stutsman County	97	20
ND	38095	Towner County	10	
ND	38097	Traill County	45	23
ND	38099	Walsh County	34	
ND	38101	Ward County	203	85
ND	38103	Wells County	20	12
ND	38105	Williams County	115	
NE	31001	Adams County	125	48
NE	31003	Antelope County	17	0
NE	31005	Arthur County	0	0
NE	31007	Banner County	0	0
NE	31009	Blaine County	0	0

State	Cty. Code #	County	Head Start Enrollment	Early Head Start Enrollment
NE	31011	Boone County	18	0
NE	31013	Box Butte County	66	18
NE	31015	Boyd County	0	0
NE	31017	Brown County	18	9
NE	31019	Buffalo County	116	0
NE	31021	Burt County	17	0
NE	31023	Butler County	17	0
NE	31025	Cass County	140	0
NE	31027	Cedar County	17	0
NE	31029	Chase County	10	0
NE	31031	Cherry County	28	0
NE	31033	Cheyenne County	43	0
NE	31035	Clay County	20	16
NE	31037	Colfax County	47	20
NE	31039	Cuming County	21	0
NE	31041	Custer County	20	9
NE	31043	Dakota County	72	60
NE	31045	Dawes County	60	18
NE	31047	Dawson County	61	0
NE	31049	Deuel County	19	0
NE	31051	Dixon County	6	0
NE	31053	Dodge County	125	0
NE	31055	Douglas County	893	195
NE	31057	Dundy County	10	0
NE	31059	Fillmore County	17	0
NE	31061	Franklin County	15	16
NE	31063	Frontier County	10	0
NE	31065	Furnas County	20	0
NE	31067	Gage County	51	20
NE	31069	Garden County	6	0
NE	31071	Garfield County	17	2
NE	31073	Gosper County	10	0
NE	31075	Grant County	0	0
NE	31077	Greeley County	17	0
NE	31079	Hall County	153	32
NE	31081	Hamilton County	18	0
NE	31083	Harlan County	10	0
NE	31085	Hayes County	0	0
NE	31087	Hitchcock County	10	0
NE	31089	Holt County	37	10
NE	31091	Hooker County	0	0
NE	31093	Howard County	22	0
NE	31095	Jefferson County	17	0
NE	31097	Johnson County	0	0
NE	31099	Kearney County	17	0
NE	31101	Keith County	17	0
NE	31103	Keya Paha County	0	0

State	Cty. Code #	County	Head Start Enrollment	Early Head Start Enrollment
NE	31105	Kimball County	18	0
NE	31107	Knox County	17	0
NE	31109	Lancaster County	460	140
NE	31111	Lincoln County	60	0
NE	31113	Logan County	0	0
NE	31115	Loup County	0	0
NE	31119	Madison County	90	0
NE	31117	McPherson County	0	0
NE	31121	Merrick County	18	0
NE	31123	Morrill County	30	0
NE	31125	Nance County	17	0
NE	31127	Nemaha County	30	0
NE	31129	Nuckolls County	15	16
NE	31131	Otoe County	53	0
NE	31133	Pawnee County	23	0
NE	31135	Perkings	10	0
NE	31137	Phelps County	17	0
NE	31139	Pierce County	6	0
NE	31141	Platte County	94	89
NE	31143	Polk County	0	0
NE	31145	Red Willow County	18	0
NE	31147	Richardson County	50	0
NE	31149	Rock County	0	0
NE	31151	Saline County	32	20
NE	31153	Sarpy County	125	60
NE	31155	Saunders County	44	0
NE	31157	Scotts Bluff County	203	52
NE	31159	Seward County	17	0
NE	31161	Sheridan County	50	0
NE	31163	Sherman County	18	9
NE	31165	Sioux County	0	0
NE	31167	Stanton County	12	0
NE	31169	Thayer County	17	0
NE	31171	Thomas County	0	0
NE	31173	Thurston County	17	0
NE	31175	Valley County	20	7
NE	31177	Washington County	18	0
NE	31179	Wayne County	23	0
NE	31181	Webster County	15	16
NE	31183	Wheeler County	0	0
NE	31185	York County	47	0
NH	33001	Belknap	73	45
NH	33003	Carroll	66	0
NH	33005	Cheshire	146	0
NH	33007	Coos	111	0
NH	33009	Grafton	101	0

State	Cty. Code #	County	Head Start Enrollment	Early Head Start Enrollment
NH	33011	Hillsborough	299	64
NH	33013	Merrimack	125	60
NH	33015	Rockingham	177	0
NH	33017	Stafford	239	35
NH	33019	Sullivan	91	0
NJ	34001	Atlantic County	556	40
NJ	34003	Bergen County	389	0
NJ	34005	Burlington County	456	0
NJ	34007	Camden County	1183	90
NJ	34009	Cape May County	166	0
NJ	34011	Cumberland County	503	80
NJ	34013	Essex County	3995	217
NJ	34015	Gloucester County	243	0
NJ	34017	Hudson County	1604	60
NJ	34019	Hunterdon County	42	0
NJ	34021	Mercer County	615	24
NJ	34023	Middlesex County	650	115
NJ	34025	Monmouth County	537	0
NJ	34027	Morris County	197	0
NJ	34029	Ocean County	600	60
NJ	34031	Passaic County	1226	132
NJ	34033	Salem County	180	0
NJ	34035	Somerset County	277	0
NJ	34037	Sussex County	111	0
NJ	34039	Union County	679	0
NJ	34041	Warren County	118	115
NM	35001	Bernalillo County	1,168	284
NM	35003	Catron County	17	0
NM	35005	Chaves County	370	0
NM	35006	Cibola County	181	0
NM	35007	Colfax County	100	0
NM	35009	Curry County	113	32
NM	35011	DeBaca County	9	0
NM	35013	Dona Ana County	745	40
NM	35015	Eddy County	508	0
NM	35017	Grant County	184	0
NM	35019	Guadalupe County	47	0
NM	35021	Harding County	0	0
NM	35023	Hidalgo County	51	0
NM	35025	Lea County	274	55
NM	35027	Lincoln County	125	0
NM	35028	Los Alamos County	0	0
NM	35029	Luna County	105	0
NM	35031	McKinley County	231	0
NM	35033	Mora County	69	0

State	Cty. Code #	County	Head Start Enrollment	Early Head Start Enrollment
NM	35035	Otero County	103	0
NM	35037	Quay County	52	19
NM	35039	Rio Arriba County	218	0
NM	35041	Roosevelt County	92	19
NM	35043	Sandoval County	190	27
NM	35045	San Juan County	362	116
NM	35047	San Miguel County	435	0
NM	35049	Santa Fe County	362	57
NM	35051	Sierra County	18	0
NM	35053	Socorro County	100	0
NM	35055	Taos County	202	16
NM	35057	Torrance County	113	46
NM	35059	Union County	16	0
NM	35061	Valencia County	295	0
NV	32001	Churchill County	34	0
NV	32003	Clark County	1723	120
NV	32007	Elko County	136	40
NV	32013	Humboldt County	34	0
NV	32019	Lyon County	34	0
NV	32021	Mineral County	34	0
NV	32031	Washoe County	398	96
NV	32033	White Pine County	51	20
NV	32510	Carson City	34	0
NY	36001	Albany County	469	72
NY	36003	Alleghany	204	56
NY	36005	Bronx County	5944	75
NY	36007	Broome County	580	0
NY	36009	Cattaraugus County	282	50
NY	36011	Cayuga County	275	0
NY	36013	Chautauqua County	424	82
NY	36015	Chemung County	334	0
NY	36017	Chenango County	221	98
NY	36019	Clinton County	177	0
NY	36021	COLUMBIA COUNTY	146	0
NY	36023	Cortland County	200	0
NY	36025	Delaware County	234	0
NY	36027	Dutchess County	418	135
NY	36029	Erie County	1983	117
NY	36031	Essex County	135	0
NY	36033	Franklin County	160	0
NY	36035	Fulton County	285	0
NY	36037	Genesee County	66	0
NY	36039	Greene County	214	0
NY	36041	Hamilton County	0	0

State	Cty. Code #	County	Head Start Enrollment	Early Head Start Enrollment
NY	36043	Herkimer County	100	0
NY	36045	Jefferson County	275	0
NY	36047	Kings County	9735	398
NY	36049	Lewis County	130	0
NY	36051	Livingston County	71	0
NY	36053	Madison County	189	50
NY	36055	Monroe County	1224	211
NY	36057	Montgomery County	0	0
NY	36059	Nassau County	787	0
NY	36061	New York County	5357	1048
NY	36063	Niagara County	453	0
NY	36065	Oneida County	666	110
NY	36067	Onondaga County	863	134
NY	36069	Ontario County	187	0
NY	36071	Orange County	666	0
NY	36073	Orleans County	155	40
NY	36075	Oswego County	248	0
NY	36077	Otsego County	295	100
NY	36079	Putnam County	34	0
NY	36081	Queens County	2284	97
NY	36083	Rensselaer	417	103
NY	36085	Richmond County	470	0
NY	36087	Rockland County	795	157
NY	36091	Saratoga County	310	124
NY	36093	Schenectady County	276	0
NY	36095	Schoharie County	164	0
NY	36097	Schuyler County	118	0
NY	36099	Seneca County	102	60
NY	36089	St. Lawrence County	351	0
NY	36101	Steuben County	261	62
NY	36103	Suffolk County	1679	172
NY	36105	Sullivan County	255	56
NY	36107	Tioga County	139	0
NY	36109	Tompkins County	254	0
NY	36111	Ulster County	231	48
NY	36113	Warren County	232	0
NY	36115	Washington County	310	110
NY	36117	Wayne County	255	62
NY	36119	Westchester County	1759	156
NY	36121	Wyoming County	0	0
NY	36123	Yates County	30	0
OH	39001	Adams County	155	16
OH	39003	Allen County	442	60
OH	39005	Ashland County	169	
OH	39007	Ashtabula County	371	
OH	39009	Athens County	162	

State	Cty. Code #	County	Head Start Enrollment	Early Head Start Enrollment
OH	39011	Auglaize County	119	
OH	39013	Belmont County	238	
OH	39015	Brown County	158	16
OH	39017	Butler County	784	
OH	39019	Carroll County	121	
OH	39021	Champaign County	80	
OH	39023	Clark County	537	38
OH	39025	Clermont County	397	84
OH	39027	Clinton County	140	
OH	39029	Columbiana County	358	
OH	39031	Coshocton County	183	
OH	39033	Crawford County	138	
OH	39035	Cuyahoga County	4,711	120
OH	39037	Darke County	163	12
OH	39039	Defiance County	119	
OH	39041	Delaware County	75	
OH	39043	Erie County	140	
OH	39045	Fairfield County	209	40
OH	39047	Fayette County	165	
OH	39049	Franklin County	3,361	60
OH	39051	Fulton County	77	
OH	39053	Gallia County	183	
OH	39055	Geauga County	76	
OH	39057	Greene County	252	54
OH	39059	Guernsey County	242	22
OH	39061	Hamilton County	3,484	182
OH	39063	Hancock County	171	
OH	39065	Hardin County	123	
OH	39067	Harrison County	34	
OH	39069	Henry County	80	
OH	39071	Highland County	238	
OH	39073	Hocking County	104	
OH	39075	Holmes County	152	
OH	39077	Huron County	162	
OH	39079	Jackson County	182	
OH	39081	Jefferson County	266	
OH	39083	Knox County	216	
OH	39085	Lake County	338	60
OH	39087	Lawrence County	376	120
OH	39089	Licking County	337	
OH	39091	Logan County	112	
OH	39093	Lorain County	1,055	40
OH	39095	Lucas County	2,043	
OH	39097	Madison County	136	
OH	39099	Mahoning County	1,121	40
OH	39101	Marion County	253	
OH	39103	Medina County	215	55

State	Cty. Code #	County	Head Start Enrollment	Early Head Start Enrollment
OH	39105	Meigs County	119	
OH	39107	Mercer County	166	
OH	39109	Miami County	191	28
OH	39111	Monroe County	87	12
OH	39113	Montgomery County	2,090	72
OH	39115	Morgan County	90	13
OH	39117	Morrow County	126	
OH	39119	Muskingum County	301	
OH	39121	Noble County	72	20
OH	39123	Ottawa County	137	8
OH	39125	Paulding County	33	
OH	39127	Perry County	205	
OH	39129	Pickaway County	230	
OH	39131	Pike County	207	40
OH	39133	Portage County	307	
OH	39135	Preble County	152	28
OH	39137	Putnam County	53	
OH	39139	Richland County	375	40
OH	39141	Ross County	269	
OH	39143	Sandusky County	216	16
OH	39145	Scioto County	479	
OH	39147	Seneca County	190	28
OH	39149	Shelby County	126	10
OH	39151	Stark County	855	
OH	39153	Summit County	1,695	40
OH	39155	Trumbull County	669	
OH	39157	Tuscarawas County	228	
OH	39159	Union County	100	
OH	39161	Van Wert County	62	
OH	39163	Vinton County	47	
OH	39165	Warren County	262	
OH	39167	Washington County	225	27
OH	39169	Wayne County	227	57
OH	39171	Williams County	122	
OH	39173	Wood County	188	8
OH	39175	Wyandot County	61	
OK	40001	Adair County	93	0
OK	40003	Alfalfa County	22	0
OK	40005	Atoka County	114	0
OK	40007	Beaver County	18	0
OK	40009	Beckham County	91	0
OK	40011	Blaine County	54	0
OK	40013	Bryan County	235	0
OK	40015	Caddo County	223	0
OK	40017	Canadian County	139	0
OK	40019	Carter County	235	0

State	Cty. Code #	County	Head Start Enrollment	Early Head Start Enrollment
OK	40021	Cherokee County	202	0
OK	40023	Choctaw County	168	20
OK	40025	Cimarron County	18	0
OK	40027	Cleveland County	279	74
OK	40029	Coal County	83	0
OK	40031	Comanche County	391	60
OK	40033	Cotton County	17	0
OK	40035	Craig County	20	0
OK	40037	Creek County	230	88
OK	40039	Custer County	125	0
OK	40041	Delaware County	151	0
OK	40043	Dewey County	0	0
OK	40045	Ellis County	18	0
OK	40047	Garfield County	163	0
OK	40049	Garvin County	108	0
OK	40051	Grady County	231	0
OK	40053	Grant County	18	0
OK	40055	Greer County	40	0
OK	40057	Harmon County	32	0
OK	40059	Harper County	13	0
OK	40061	Haskell County	128	0
OK	40063	Hughes County	105	0
OK	40065	Jackson County	167	0
OK	40067	Jefferson County	70	0
OK	40069	Johnston County	97	0
OK	40071	Kay County	91	0
OK	40073	Kingfisher County	36	0
OK	40075	Kiowa County	100	0
OK	40077	Latimer County	128	0
OK	40079	Le Flore County	422	0
OK	40081	Lincoln County	121	0
OK	40083	Logan County	104	16
OK	40085	Love County	71	0
OK	40087	McClain County	108	0
OK	40089	McCurtain County	200	26
OK	40091	McIntosh County	36	0
OK	40093	Major County	22	0
OK	40095	Marshall County	96	0
OK	40097	Mayes County	175	8
OK	40099	Murray County	77	0
OK	40101	Muskogee County	389	60
OK	40103	Noble County	37	0
OK	40105	Nowata County	16	0
OK	40107	Okfuskee County	128	0
OK	40109	Oklahoma County	1,999	120
OK	40111	Okmulgee County	131	15
OK	40113	Osage County	120	56

State	Cty. Code #	County	Head Start Enrollment	Early Head Start Enrollment
OK	40115	Ottawa County	206	0
OK	40117	Pawnee County	77	0
OK	40119	Payne County	224	48
OK	40121	Pittsburg County	215	0
OK	40123	Pontotoc County	183	0
OK	40125	Pottawatomie County	199	16
OK	40127	Pushmataha County	81	20
OK	40129	Roger Mills County	20	0
OK	40131	Rogers County	145	10
OK	40133	Seminole County	127	58
OK	40135	Sequoyah County	284	0
OK	40137	Stephens County	75	0
OK	40139	Texas County	54	0
OK	40141	Tillman County	118	0
OK	40143	Tulsa County	1,525	131
OK	40145	Wagoner County	74	18
OK	40147	Washington County	168	0
OK	40149	Washita County	60	0
OK	40151	Woods County	18	0
OK	40153	Woodward County	72	0
OR	41001	Baker County	42	0
OR	41003	Benton County	36	0
OR	41005	Clackamas County	232	0
OR	41007	Clatsop County	57	0
OR	41009	Columbia County	65	0
OR	41011	Coos County	170	0
OR	41013	Crook County	18	0
OR	41015	Curry County	16	0
OR	41017	Deschutes County	104	0
OR	41019	Douglas County	199	0
OR	41021	Gilliam County	4	0
OR	41023	Grant County	5	0
OR	41025	Harney County	20	0
OR	41027	Hood River County	71	31
OR	41029	Jackson County	318	54
OR	41031	Jefferson County	20	0
OR	41033	Josephine County	170	26
OR	41035	Klamath County	157	0
OR	41037	Lake County	24	0
OR	41039	Lane County	561	0
OR	41041	Lincoln County	102	0
OR	41043	Linn County	231	0
OR	41045	Malheur County	169	0
OR	41047	Marion County	76	0
OR	41049	Morrow County	45	8
OR	41051	Multnomah County	1037	278

State	Cty. Code #	County	Head Start Enrollment	Early Head Start Enrollment
OR	41053	Polk County	413	0
OR	41055	Sherman County	0	0
OR	41057	Tillamook County	65	0
OR	41059	Umatilla County	254	48
OR	41061	Union County	66	0
OR	41063	Wallowa County	30	0
OR	41065	Wasco County	73	33
OR	41067	Washington County	348	80
OR	41069	Wheeler County	0	0
OR	41071	Yamhill County	156	0
PA	42001	Adams County	234	
PA	42003	Allegheny County	3,354	240
PA	42005	Armstrong County	212	
PA	42007	Beaver County	582	107
PA	42009	Bedford County	208	75
PA	42011	Berks County	610	
PA	42013	Blair County	404	
PA	42015	Bradford County	167	38
PA	42017	Bucks County	621	
PA	42019	Butler County	315	40
PA	42021	Cambria County	468	
PA	42023	Cameron County	19	
PA	42025	Carbon County	148	
PA	42027	Centre County	135	48
PA	42029	Chester County	427	
PA	42031	Clarion County	124	
PA	42033	Clearfield County	407	128
PA	42035	Clinton County	89	
PA	42037	Columbia County	195	
PA	42039	Crawford County	206	
PA	42041	Cumberland County	157	
PA	42043	Dauphin County	515	70
PA	42045	Delaware County	950	
PA	42047	Elk County	55	
PA	42049	Erie County	823	
PA	42051	Fayette County	675	
PA	42053	Forest County	15	
PA	42055	Franklin County	308	
PA	42057	Fulton County		32
PA	42059	Greene County	200	24
PA	42061	Huntingdon County	170	72
PA	42063	Indiana County	283	40
PA	42065	Jefferson County	150	
PA	42067	Juniata County	118	
PA	42069	Lackawanna County	546	27
PA	42071	Lancaster County	810	

State	Cty. Code #	County	Head Start Enrollment	Early Head Start Enrollment
PA	42073	Lawrence County	350	
PA	42075	Lebanon County	243	
PA	42077	Lehigh County	486	83
PA	42079	Luzerne County	676	96
PA	42081	Lycoming County	308	
PA	42083	Mc Kean County	155	
PA	42085	Mercer County	313	66
PA	42087	Mifflin County	191	59
PA	42089	Monroe County	165	
PA	42091	Montgomery County	478	60
PA	42093	Montour County	89	
PA	42095	Northampton County	338	31
PA	42097	Northumberland County	229	
PA	42099	Perry County	55	
PA	42101	Philadelphia County	6,722	514
PA	42103	Pike County	16	8
PA	42105	Potter County	42	
PA	42107	Schuylkill County	415	
PA	42111	Somerset County	172	
PA	42109	Snyder County	105	29
PA	42113	Sullivan County	24	
PA	42115	Susquehanna County	66	1
PA	42117	Tioga County	121	37
PA	42119	Union County	86	26
PA	42121	Venango County	175	116
PA	42123	Warren County	185	
PA	42125	Washington County	392	48
PA	42127	Wayne County	65	19
PA	42129	Westmoreland County	698	75
PA	42131	Wyoming County	64	
PA	42133	York County	411	
PR	72002	Adjuntas	264	0
PR	72003	Aguada	191	0
PR	72005	Aguadilla	485	0
PR	72007	Aguas Buenas	237	0
PR	72009	Aibonito	284	0
PR	72011	Anasco	115	0
PR	72013	Arecibo	1108	90
PR	72015	Arroyo	283	0
PR	72017	Barceloneta	443	110
PR	72019	Barranquitas	246	0
PR	72021	Bayamon	1715	64
PR	72023	Cabo Rojo	193	0
PR	72025	Caguas	1127	212
PR	72027	Camuy	175	0
PR	72029	Canovanas	828	0

State	Cty. Code #	County	Head Start Enrollment	Early Head Start Enrollment
PR	72031	Carolina	1061	132
PR	72033	Catano	229	0
PR	72035	Cayey	401	0
PR	72037	Ceiba	133	0
PR	72039	Ciales	275	0
PR	72041	Cidra	257	0
PR	72043	Coamo	461	0
PR	72045	Comerio	150	0
PR	72047	Corozal	286	0
PR	72049	Culebra	20	0
PR	72051	Dorado	364	0
PR	72053	Fajardo	330	0
PR	72055	Florida	105	0
PR	72057	Guanica	138	0
PR	72059	Guayama	722	0
PR	72061	Guayanilla	97	0
PR	72063	Guaynabo	1030	100
PR	72065	Gurabo	210	0
PR	72067	Hatillo	270	0
PR	72069	Hormigueros	70	0
PR	72071	Humacao	695	48
PR	72073	Isabela	231	0
PR	72075	Jayuya	143	0
PR	72077	Juana Diaz	491	0
PR	72079	Juncos	204	0
PR	72081	Lajas	94	0
PR	72083	Lares	194	0
PR	72085	Las Marias	83	0
PR	72087	Las Piedras	362	0
PR	72089	Loiza	645	0
PR	72091	Luquillo	248	0
PR	72093	Manati	421	0
PR	72095	Maricao	65	0
PR	72097	Maunabo	214	0
PR	72099	Mayaguez	865	99
PR	72101	Moca	121	0
PR	72103	Morovis	288	0
PR	72105	Naguabo	95	0
PR	72107	Naranjito	150	0
PR	72109	Orocovis	432	0
PR	72111	Patillas	418	0
PR	72113	Penuelas	298	0
PR	72115	Ponce	1680	72
PR	72001	Puerto Rico	0	0
PR	72117	Quebradillas	210	0
PR	72119	Rincon	53	0
PR	72121	Rio Grande	495	0

State	Cty. Code #	County	Head Start Enrollment	Early Head Start Enrollment
PR	72123	Sabana Grande	109	46
PR	72125	Salinas	349	0
PR	72127	San German	158	0
PR	72129	San Juan	6010	520
PR	72131	San Lorenzo	367	0
PR	72133	San Sebastian	382	60
PR	72135	Santa Isabel	316	90
PR	72137	Toa Alta	207	0
PR	72139	Toa Baja	776	88
PR	72141	Trujillo Alto	564	0
PR	72143	Utua	515	0
PR	72145	Vega Alta	313	0
PR	72147	Vega Baja	610	0
PR	72149	Vieques	92	0
PR	72151	Villalba	209	0
PR	72153	Yabucoa	320	0
PR	72155	Yauco	160	0
RI	44001	Bristol	113	0
RI	44003	Kent	346	115
RI	44005	Newport	244	108
RI	44007	Providence	1890	158
RI	44009	Washington	176	0
SC	45001	Abbeville County	140	
SC	45003	Aiken County	331	
SC	45005	Allendale County	73	
SC	45007	Anderson County	444	38
SC	45009	Bamberg County	140	45
SC	45011	Barnwell County	104	
SC	45013	Beaufort County	302	20
SC	45015	Berkeley County	523	
SC	45017	Calhoun County	40	
SC	45019	Charleston County	936	40
SC	45021	Cherokee County	131	
SC	45023	Chester County	222	
SC	45025	Chesterfield County	281	
SC	45027	Clarendon County	235	
SC	45029	Colleton County	220	
SC	45031	Darlington County	428	
SC	45033	Dillon County	197	
SC	45035	Dorchester County	159	
SC	45037	Edgefield County	95	
SC	45039	Fairfield County	80	
SC	45041	Florence County	415	
SC	45043	Georgetown County	163	
SC	45045	Greenville County	643	108

State	Cty. Code #	County	Head Start Enrollment	Early Head Start Enrollment
SC	45047	Greenwood County	314	31
SC	45049	Hampton County	100	
SC	45051	Horry County	311	
SC	45053	Jasper County	118	20
SC	45055	Kershaw County	140	
SC	45057	Lancaster County	94	40
SC	45059	Laurens County	180	
SC	45061	Lee County	120	
SC	45063	Lexington County	214	
SC	45065	McCormick County	80	
SC	45067	Marion County	287	
SC	45069	Marlboro County	225	
SC	45071	Newberry County	176	
SC	45073	Oconee County	94	32
SC	45075	Orangeburg County	451	
SC	45077	Pickens County	199	16
SC	45079	Richland County	475	
SC	45081	Saluda County	111	29
SC	45083	Spartanburg County	419	120
SC	45085	Sumter County	430	99
SC	45087	Union County	134	
SC	45089	Williamsburg County	300	
SC	45091	York County	336	
SD	46003	Aurora County	12	
SD	46005	Beadle County	62	
SD	46007	Bennett County	12	
SD	46009	Bon Homme County	12	
SD	46011	Brookings County	49	11
SD	46013	Brown County	78	
SD	46015	Brule County	28	
SD	46017	Buffalo County	0	
SD	46019	Butte County	24	39
SD	46021	Campbell County	7	
SD	46023	Charles Mix County	78	
SD	46025	Clark County	8	2
SD	46027	Clay County	61	21
SD	46029	Codington County	60	19
SD	46031	Corson County	5	
SD	46033	Custer County	3	2
SD	46035	Davison County	48	
SD	46037	Day County	40	
SD	46039	Deuel County	14	1
SD	46041	Dewey County	0	
SD	46043	Douglas County	12	
SD	46045	Edmunds County	20	
SD	46047	Fall River County	12	8

State	Cty. Code #	County	Head Start Enrollment	Early Head Start Enrollment
SD	46049	Faulk County	10	
SD	46051	Grant County	6	3
SD	46053	Gregory County	36	
SD	46055	Haakon County	7	8
SD	46057	Hamlin County	3	2
SD	46059	Hand County	12	
SD	46061	Hanson County	12	
SD	46063	Harding County	12	8
SD	46065	Hughes County	97	18
SD	46067	Hutchinson County	15	
SD	46069	Hyde County	12	10
SD	46071	Jackson County	4	
SD	46073	Jerauld County	12	
SD	46075	Jones County	11	5
SD	46077	Kingsbury County	4	
SD	46079	Lake County	45	11
SD	46081	Lawrence County	12	11
SD	46083	Lincoln County	59	10
SD	46085	Lyman County	12	
SD	46087	McCook County	12	
SD	46089	McPherson County	16	
SD	46091	Marshall County	12	
SD	46093	Meade County	45	18
SD	46095	Mellette County	23	6
SD	46097	Miner County	12	2
SD	46099	Minnehaha County	426	60
SD	46101	Moody County	19	10
SD	46103	Pennington County	336	89
SD	46105	Perkins County	40	13
SD	46107	Potter County	3	
SD	46109	Roberts County	48	
SD	46111	Sanborn County	12	
SD	46113	Shannon County	46	
SD	46115	Spink County	34	
SD	46117	Stanley County	18	6
SD	46119	Sully County	5	5
SD	46121	Todd County	0	
SD	46123	Tripp County	0	
SD	46125	Turner County	13	11
SD	46127	Union County	28	13
SD	46129	Walworth County	34	
SD	46135	Yankton County	57	
SD	46137	Ziebach County	0	
TN	47001	Anderson County	290	80
TN	47003	Bedford County	77	20
TN	47005	Benton County	54	12

State	Cty. Code #	County	Head Start Enrollment	Early Head Start Enrollment
TN	47007	Bledsoe County	45	
TN	47009	Blount County	194	
TN	47011	Bradley County	174	
TN	47013	Campbell County	120	
TN	47015	Cannon County	54	5
TN	47017	Carroll County	98	8
TN	47019	Carter County	153	
TN	47021	Cheatham County	72	5
TN	47023	Chester County	68	
TN	47025	Claiborne County	232	40
TN	47027	Clay County	80	
TN	47029	Cocke County	133	
TN	47031	Coffee County	88	
TN	47033	Crockett County	40	
TN	47035	Cumberland County	198	
TN	47037	Davidson County	1,485	
TN	47039	Decatur County	38	
TN	47041	DeKalb County	74	
TN	47043	Dickson County	113	
TN	47045	Dyer County	100	16
TN	47047	Fayette County	92	12
TN	47049	Fentress County	111	
TN	47051	Franklin County	160	
TN	47053	Gibson County	124	50
TN	47055	Giles County	120	20
TN	47057	Grainger County	58	
TN	47059	Greene County	119	
TN	47061	Grundy County	60	
TN	47063	Hamblen County	182	48
TN	47065	Hamilton County	622	146
TN	47067	Hancock County	58	
TN	47069	Hardeman County	116	
TN	47071	Hardin County	77	
TN	47073	Hawkins County	136	
TN	47075	Haywood County	110	
TN	47077	Henderson County	93	
TN	47079	Henry County	54	29
TN	47081	Hickman County	40	
TN	47083	Houston County	40	
TN	47085	Humphreys County	40	
TN	47087	Jackson County	140	
TN	47089	Jefferson County	80	
TN	47091	Johnson County	85	
TN	47093	Knox County	860	32
TN	47095	Lake County	36	
TN	47097	Lauderdale County	140	16
TN	47099	Lawrence County	78	20

State	Cty. Code #	County	Head Start Enrollment	Early Head Start Enrollment
TN	47101	Lewis County	60	
TN	47103	Lincoln County	40	
TN	47105	Loudon County	78	38
TN	47107	McMinn County	177	
TN	47109	McNairy County	77	
TN	47111	Macon County	137	
TN	47113	Madison County	244	19
TN	47115	Marion County	135	
TN	47117	Marshall County	33	
TN	47119	Maury County	160	
TN	47121	Meigs County	44	
TN	47123	Monroe County	80	
TN	47125	Montgomery County	216	
TN	47127	Moore County	15	
TN	47129	Morgan County	147	40
TN	47131	Obion County	84	12
TN	47133	Overton County	91	
TN	47135	Perry County	49	
TN	47137	Pickett County	37	
TN	47139	Polk County	51	
TN	47141	Putnam County	171	
TN	47143	Rhea County	90	
TN	47145	Roane County	167	38
TN	47147	Robertson County	90	8
TN	47149	Rutherford County	164	16
TN	47151	Scott County	117	
TN	47153	Sequatchie County	47	
TN	47155	Sevier County	171	
TN	47157	Shelby County	3,186	95
TN	47159	Smith County	80	
TN	47161	Stewart County	37	
TN	47163	Sullivan County	306	
TN	47165	Sumner County	106	8
TN	47167	Tipton County	115	8
TN	47169	Trousdale County	36	5
TN	47171	Unicoi County	68	
TN	47173	Union County	60	
TN	47175	Van Buren County	37	
TN	47177	Warren County	111	
TN	47179	Washington County	204	
TN	47181	Wayne County	37	
TN	47183	Weakley County	57	29
TN	47185	White County	94	
TN	47187	Williamson County	72	5
TN	47189	Wilson County	168	8
TX	48001	Anderson County	136	0

State	Cty. Code #	County	Head Start Enrollment	Early Head Start Enrollment
TX	48003	Andrews County	63	0
TX	48005	Angelina County	94	0
TX	48007	Aransas County	77	0
TX	48009	Archer County	17	0
TX	48011	Armstrong County	0	0
TX	48013	Atascosa County	225	0
TX	48015	Austin County	66	0
TX	48017	Bailey County	20	0
TX	48019	Bandera County	65	0
TX	48021	Bastrop County	183	0
TX	48023	Baylor County	16	0
TX	48025	Bee County	297	0
TX	48027	Bell County	498	60
TX	48029	Bexar County	6,789	314
TX	48031	Blanco County	35	0
TX	48033	Borden County	0	0
TX	48035	Bosque County	54	0
TX	48037	Bowie County	228	40
TX	48039	Brazoria County	448	44
TX	48041	Brazos County	367	40
TX	48043	Brewster County	0	0
TX	48045	Briscoe County	0	0
TX	48047	Brooks County	149	37
TX	48049	Brown County	125	40
TX	48051	Burleson County	33	0
TX	48053	Burnet County	126	40
TX	48055	Caldwell County	123	16
TX	48057	Calhoun County	85	0
TX	48059	Callahan County	37	0
TX	48061	Cameron County	2,243	120
TX	48063	Camp County	40	0
TX	48065	Carson County	0	0
TX	48067	Cass County	187	0
TX	48069	Castro County	72	0
TX	48071	Chambers County	66	0
TX	48073	Cherokee County	207	0
TX	48075	Childress County	40	0
TX	48077	Clay County	27	0
TX	48079	Cochran County	35	19
TX	48081	Coke County	20	0
TX	48083	Coleman County	40	0
TX	48085	Collin County	378	40
TX	48087	Collingsworth County	18	0
TX	48089	Colorado County	85	0
TX	48091	Comal County	172	0
TX	48093	Comanche County	60	0
TX	48095	Concho County	20	0

State	Cty. Code #	County	Head Start Enrollment	Early Head Start Enrollment
TX	48097	Cooke County	125	0
TX	48099	Coryell County	199	0
TX	48101	Cottle County	18	0
TX	48103	Crane County	37	0
TX	48105	Crockett County	20	0
TX	48107	Crosby County	34	0
TX	48109	Culberson County	0	0
TX	48111	Dallam County	80	0
TX	48113	Dallas County	4,161	218
TX	48115	Dawson County	154	0
TX	48117	Deaf Smith County	40	0
TX	48119	Delta County	54	0
TX	48121	Denton County	193	0
TX	48123	DeWitt County	68	0
TX	48125	Dickens County	0	0
TX	48127	Dimmit County	84	12
TX	48129	Donley County	18	0
TX	48131	Duval County	106	8
TX	48133	Eastland County	60	0
TX	48135	Ector County	499	0
TX	48137	Edwards County	15	14
TX	48139	Ellis County	189	0
TX	48141	El Paso County	3,732	213
TX	48143	Erath County	81	42
TX	48145	Falls County	92	0
TX	48147	Fannin County	139	0
TX	48149	Fayette County	54	0
TX	48151	Fisher County	17	0
TX	48153	Floyd County	40	0
TX	48155	Foard County	19	0
TX	48157	Fort Bend County	479	142
TX	48159	Franklin County	51	0
TX	48161	Freestone County	51	0
TX	48163	Frio County	122	8
TX	48165	Gaines County	155	0
TX	48167	Galveston County	753	0
TX	48169	Garza County	17	17
TX	48171	Gillespie County	113	0
TX	48173	Glasscock County	17	0
TX	48175	Goliad County	76	0
TX	48177	Gonzales County	112	0
TX	48179	Gray County	116	0
TX	48181	Grayson County	256	40
TX	48183	Gregg County	347	60
TX	48185	Grimes County	98	0
TX	48187	Guadalupe County	154	0
TX	48189	Hale County	160	0

State	Cty. Code #	County	Head Start Enrollment	Early Head Start Enrollment
TX	48191	Hall County	17	0
TX	48193	Hamilton County	20	0
TX	48195	Hansford County	0	0
TX	48197	Hardeman County	52	0
TX	48199	Hardin County	90	0
TX	48201	Harris County	6,649	418
TX	48203	Harrison County	323	0
TX	48205	Hartley County	0	0
TX	48207	Haskell County	20	0
TX	48209	Hays County	253	74
TX	48211	Hemphill County	0	0
TX	48213	Henderson County	109	0
TX	48215	Hidalgo County	3,570	0
TX	48217	Hill County	97	0
TX	48219	Hockley County	194	3
TX	48221	Hood County	67	32
TX	48223	Hopkins County	179	0
TX	48225	Houston County	94	40
TX	48227	Howard County	254	0
TX	48229	Hudspeth County	71	0
TX	48231	Hunt County	161	0
TX	48233	Hutchinson County	60	0
TX	48235	Irion County	20	0
TX	48237	Jack County	0	0
TX	48239	Jackson County	51	0
TX	48241	Jasper County	70	0
TX	48243	Jeff Davis County	0	0
TX	48245	Jefferson County	898	0
TX	48247	Jim Hogg County	53	8
TX	48249	Jim Wells County	290	61
TX	48251	Johnson County	161	32
TX	48253	Jones County	54	0
TX	48255	Karnes County	77	0
TX	48257	Kaufman County	316	0
TX	48259	Kendall County	93	0
TX	48261	Kenedy County	0	0
TX	48263	Kent County	0	0
TX	48265	Kerr County	113	0
TX	48267	Kimble County	40	0
TX	48269	King County	0	0
TX	48271	Kinney County	20	14
TX	48273	Kleberg County	217	49
TX	48275	Knox County	30	0
TX	48277	Lamar County	208	0
TX	48279	Lamb County	148	0
TX	48281	Lampasas County	40	0
TX	48283	La Salle County	34	12

State	Cty. Code #	County	Head Start Enrollment	Early Head Start Enrollment
TX	48285	Lavaca County	51	0
TX	48287	Lee County	33	0
TX	48289	Leon County	22	0
TX	48291	Liberty County	176	0
TX	48293	Limestone County	100	0
TX	48295	Lipscomb County	0	0
TX	48297	Live Oak County	40	0
TX	48299	Llano County	40	0
TX	48301	Loving County	0	0
TX	48303	Lubbock County	943	56
TX	48305	Lynn County	51	0
TX	48307	McCulloch County	40	0
TX	48309	McLennan County	781	80
TX	48311	McMullen County	0	0
TX	48313	Madison County	42	0
TX	48315	Marion County	40	0
TX	48317	Martin County	37	0
TX	48319	Mason County	17	0
TX	48321	Matagorda County	186	0
TX	48323	Maverick County	431	28
TX	48325	Medina County	270	0
TX	48327	Menard County	20	0
TX	48329	Midland County	340	0
TX	48331	Milam County	74	0
TX	48333	Mills County	20	0
TX	48335	Mitchell County	40	0
TX	48337	Montague County	48	0
TX	48339	Montgomery County	288	0
TX	48341	Moore County	88	0
TX	48343	Morris County	34	0
TX	48345	Motley County	0	0
TX	48347	Nacogdoches County	205	40
TX	48349	Navarro County	226	0
TX	48351	Newton County	40	0
TX	48353	Nolan County	100	52
TX	48355	Nueces County	1,136	114
TX	48357	Ochiltree County	50	0
TX	48359	Oldham County	0	0
TX	48361	Orange County	239	0
TX	48363	Palo Pinto County	109	47
TX	48365	Panola County	90	0
TX	48367	Parker County	66	21
TX	48369	Parmer County	74	0
TX	48371	Pecos County	117	0
TX	48373	Polk County	100	0
TX	48375	Potter County	529	268
TX	48377	Presidio County	0	0

State	Cty. Code #	County	Head Start Enrollment	Early Head Start Enrollment
TX	48379	Rains County	34	0
TX	48381	Randall County	34	10
TX	48383	Reagan County	60	0
TX	48385	Real County	35	12
TX	48387	Red River County	136	0
TX	48389	Reeves County	145	0
TX	48391	Refugio County	74	0
TX	48393	Roberts County	0	0
TX	48395	Robertson County	114	0
TX	48397	Rockwall County	104	40
TX	48399	Runnels County	34	0
TX	48401	Rusk County	192	0
TX	48403	Sabine County	40	0
TX	48405	San Augustine County	38	0
TX	48407	San Jacinto County	94	0
TX	48409	San Patricio County	411	60
TX	48411	San Saba County	37	0
TX	48413	Schleicher County	20	0
TX	48415	Scurry County	77	64
TX	48417	Shackelford County	26	0
TX	48419	Shelby County	110	0
TX	48421	Sherman County	0	0
TX	48423	Smith County	666	0
TX	48425	Somervell County	11	0
TX	48427	Starr County	581	26
TX	48429	Stephens County	32	0
TX	48431	Sterling County	20	0
TX	48433	Stonewall County	0	0
TX	48435	Sutton County	20	0
TX	48437	Swisher County	94	0
TX	48439	Tarrant County	2,470	192
TX	48441	Taylor County	412	156
TX	48443	Terrell County	0	0
TX	48445	Terry County	151	9
TX	48447	Throckmorton County	0	0
TX	48449	Titus County	255	64
TX	48451	Tom Green County	466	122
TX	48453	Travis County	1,802	123
TX	48455	Trinity County	92	0
TX	48457	Tyler County	40	0
TX	48459	Upshur County	60	0
TX	48461	Upton County	35	0
TX	48463	Uvalde County	348	24
TX	48465	Val Verde County	426	0
TX	48467	Van Zandt County	127	0
TX	48469	Victoria County	319	0
TX	48471	Walker County	108	0

State	Cty. Code #	County	Head Start Enrollment	Early Head Start Enrollment
TX	48473	Waller County	74	0
TX	48475	Ward County	36	0
TX	48477	Washington County	66	0
TX	48479	Webb County	1,150	0
TX	48481	Wharton County	171	0
TX	48483	Wheeler County	0	0
TX	48485	Wichita County	360	60
TX	48487	Wilbarger County	71	0
TX	48489	Willacy County	263	0
TX	48491	Williamson County	358	120
TX	48493	Wilson County	96	0
TX	48495	Winkler County	0	0
TX	48497	Wise County	138	0
TX	48499	Wood County	114	0
TX	48501	Yoakum County	20	0
TX	48503	Young County	71	0
TX	48505	Zapata County	117	8
TX	48507	Zavala County	194	12
UT	49001	Beaver County	32	
UT	49003	Box Elder County	69	10
UT	49005	Cache County	156	55
UT	49007	Carbon County	90	27
UT	49009	Daggett County	0	
UT	49011	Davis County	350	104
UT	49013	Duchesne County	10	
UT	49015	Emery County	24	
UT		Franklin County		10
UT	49017	Garfield County	137	
UT	49019	Grand County	36	10
UT	49021	Iron County	137	
UT	49023	Juab County	27	
UT	49025	Kane County	17	
UT	49027	Millard County	17	
UT	49029	Morgan County	5	
UT	49031	Piute County	5	
UT	49033	Rich County	10	
UT	49035	Salt Lake County	1,646	60
UT	49037	San Juan County	119	23
UT	49039	Sanpete County	128	
UT	49041	Sevier County	63	
UT	49043	Summit County	49	
UT	49045	Tooele County	137	
UT	49047	Uintah County	64	
UT	49049	Utah County	685	64
UT	49051	Wasatch County	30	
UT	49053	Washington County	156	60

State	Cty. Code #	County	Head Start Enrollment	Early Head Start Enrollment
UT	49055	Wayne County	10	
UT	49057	Weber County	686	
VA	51001	Accomack County	171	
VA	51003	Albemarle County	65	
VA	51005	Alleghany County	36	
VA	51007	Amelia County	66	
VA	51009	Amherst County	88	
VA	51011	Appomattox County	33	
VA	51013	Arlington County	293	60
VA	51015	Augusta County	68	
VA	51017	Bath County	10	
VA	51019	Bedford County	73	
VA	51021	Bland County	20	
VA	51023	Botetourt County	12	
VA	51025	Brunswick County	67	
VA	51027	Buchanan County	189	20
VA	51029	Buckingham County	54	
VA	51031	Campbell County	34	
VA	51033	Caroline County	82	
VA	51035	Carroll County	111	
VA	51036	Charles City County	20	
VA	51037	Charlotte County	52	
VA	51041	Chesterfield County	196	
VA	51043	Clarke County	18	
VA	51045	Craig County	36	
VA	51047	Culpeper County	128	
VA	51049	Cumberland County	16	
VA	51051	Dickenson County	154	16
VA	51053	Dinwiddie County	72	
VA	51057	Essex County	36	
VA	51059	Fairfax County		
VA	51061	Fauquier County	139	
VA	51063	Floyd County	29	
VA	51065	Fluvanna County	19	
VA	51067	Franklin County	92	
VA	51069	Frederick County	90	
VA	51071	Giles County	84	
VA	51073	Gloucester County	78	
VA	51075	Goochland County	19	
VA	51077	Grayson County	63	
VA	51079	Greene County	40	
VA	51081	Greensville County	43	
VA	51083	Halifax County	130	
VA	51085	Hanover County	123	
VA	51087	Henrico County	172	
VA	51089	Henry County	34	

State	Cty. Code #	County	Head Start Enrollment	Early Head Start Enrollment
VA	51091	Highland County	12	
VA	51093	Isle of Wight County	38	
VA	51095	James City County	80	60
VA	51097	King and Queen County	40	
VA	51099	King George County	32	
VA	51101	King William County	33	
VA	51103	Lancaster County	18	
VA	51105	Lee County	213	
VA	51107	Loudoun County	100	30
VA	51109	Louisa County	19	
VA	51111	Lunenburg County	34	
VA	51113	Madison County	40	
VA	51115	Mathews County	20	
VA	51117	Mecklenburg County	51	
VA	51119	Middlesex County	20	
VA	51121	Montgomery County	96	
VA	51125	Nelson County	42	
VA	51127	New Kent County	20	
VA	51131	Northampton County	85	
VA	51133	Northumberland County	18	
VA	51135	Nottoway County	52	
VA	51137	Orange County	134	25
VA	51139	Page County	17	
VA	51141	Patrick County	70	
VA	51143	Pittsylvania County	113	
VA	51145	Powhatan County	34	
VA	51147	Prince Edward County	40	
VA	51149	Prince George County		
VA	51153	Prince William County	221	80
VA	51155	Pulaski County	95	
VA	51157	Rappahannock County	18	
VA	51159	Richmond County	18	
VA	51161	Roanoke County	48	
VA	51163	Rockbridge County	69	
VA	51165	Rockingham County	17	
VA	51167	Russell County	136	12
VA	51169	Scott County	173	
VA	51171	Shenandoah County	33	
VA	51173	Smyth County	110	
VA	51175	Southampton County	68	
VA	51177	Spotsylvania County	121	
VA	51179	Stafford County	215	
VA	51181	Surry County	17	
VA	51183	Sussex County	63	
VA	51185	Tazewell County	167	
VA	51187	Warren County	33	
VA	51191	Washington County	156	22

State	Cty. Code #	County	Head Start Enrollment	Early Head Start Enrollment
VA	51193	Westmoreland County	36	
VA	51195	Wise County	242	44
VA	51197	Wythe County	114	
VA	51199	York County	117	33
VA	51510	Alexandria City	252	60
VA	51515	Bedford City	52	
VA	51520	Bristol City	83	12
VA	51530	Buena Vista City	36	
VA	51540	Charlottesville City	68	
VA	51550	Chesapeake City	309	
VA	51560	Clifton Forge City		
VA	51570	Colonial Heights City		
VA	51580	Covington City	12	
VA	51590	Danville City	204	
VA	51595	Emporia City		
VA	51600	Fairfax City		
VA	51610	Falls Church City		
VA	51620	Franklin City	57	48
VA	51630	Fredericksburg City	123	
VA	51640	Galax City	45	
VA	51650	Hampton City	164	
VA	51660	Harrisonburg City	51	
VA	51670	Hopewell City	172	
VA	51678	Lexington City		
VA	51680	Lynchburg City	239	
VA	51683	Manassas City	51	40
VA	51685	Manassas Park City	17	30
VA	51690	Martinsville City	85	
VA	51700	Newport News City	313	32
VA	51710	Norfolk City	350	
VA	51720	Norton City	53	
VA	51730	Petersburg City	136	
VA	51735	Poquoson City		1
VA	51740	Portsmouth City	195	
VA	51750	Radford City	69	
VA	51760	Richmond City	752	58
VA	51770	Roanoke City	473	97
VA	51775	Salem City	38	
VA	51780	South Boston City		
VA	51790	Staunton City	51	
VA	51800	Suffolk City	200	
VA	51810	Virginia Beach City	284	
VA	51820	Waynesboro City	65	
VA	51830	Williamsburg City	67	28
VA	51840	Winchester City	54	
VI	1113	Virgin Islands	1113	48

State	Cty. Code #	County	Head Start Enrollment	Early Head Start Enrollment
VT	50001	Addison	80	0
VT	50003	Bennington	116	0
VT	50005	Caledonia	64	24
VT	50007	Chittenden	143	0
VT	50009	Essex	65	16
VT	50011	Franklin	109	0
VT	50013	Grand Isle	10	0
VT	50015	Lamoille	55	20
VT	50017	Orange	62	20
VT	50019	Orleans	65	32
VT	50021	Rutland	154	0
VT	50023	Washington	163	60
VT	50025	Windham	121	107
VT	50027	Windsor	87	0
WA	53001	Adams County	34	0
WA	53003	Asotin County	64	35
WA	53005	Benton County	231	23
WA	53007	Chelan County	167	64
WA	53009	Clallam County	99	28
WA	53011	Clark County	462	86
WA	53015	Cowlitz County	271	0
WA	53017	Douglas County	45	10
WA	53019	Ferry County	5	6
WA	53021	Franklin County	156	37
WA	53025	Grant County	169	56
WA	53027	Grays Harbor County	176	0
WA	53029	Island County	54	27
WA	53031	Jefferson County	48	12
WA	53033	King County	2349	298
WA	53035	Kitsap County	400	118
WA	53037	Kittitas County	95	0
WA	53039	Klickitat County	133	30
WA	53041	Lewis County	157	0
WA	53045	Mason County	90	0
WA	53047	Okanogan County	141	58
WA	53049	Pacific County	46	0
WA	53051	Pend Oreille County	64	36
WA	53053	Pierce County	1052	125
WA	53055	San Juan County	18	8
WA	53057	Skagit County	276	48
WA	53059	Skamania County	18	0
WA	53061	Snohomish County	510	30
WA	53063	Spokane County	669	210
WA	53065	Stevens County	85	74
WA	53067	Thurston County	287	0

State	Cty. Code #	County	Head Start Enrollment	Early Head Start Enrollment
WA	53069	Wahkiakum County	14	0
WA	53071	Walla Walla County	122	56
WA	53073	Whatcom County	209	32
WA	53075	Whitman County	72	0
WA	53077	Yakima County	900	97
WI	55001	Adams County	35	15
WI	55003	Ashland County	74	24
WI	55005	Barron County	104	23
WI	55007	Bayfield County	42	
WI	55009	Brown County	321	40
WI	55011	Buffalo County	19	
WI	55013	Burnett County	39	
WI	55015	Calumet County	15	
WI	55017	Chippewa County	134	24
WI	55019	Clark County	88	
WI	55021	Columbia County	96	
WI	55023	Crawford County	16	
WI	55025	Dane County	592	90
WI	55027	Dodge County	110	15
WI	55029	Door County	34	
WI	55031	Douglas County	238	36
WI	55033	Dunn County	117	59
WI	55035	Eau Claire County	322	
WI	55037	Florence County	23	
WI	55039	Fond du Lac County	193	
WI	55041	Forest County	62	8
WI	55043	Grant County	127	29
WI	55045	Green County	20	
WI	55047	Green Lake County	49	
WI	55049	Iowa County	54	
WI	55051	Iron County	39	
WI	55053	Jackson County	53	
WI	55055	Jefferson County	223	
WI	55057	Juneau County	66	15
WI	55059	Kenosha County	944	112
WI	55063	La Crosse County	273	
WI	55065	Lafayette County	35	
WI	55067	Langlade County	75	
WI	55069	Lincoln County	108	
WI	55071	Manitowoc County	190	32
WI	55073	Marathon County	202	
WI	55075	Marinette County	108	
WI	55077	Marquette County	12	
WI	55078	Menominee County		
WI	55079	Milwaukee County	3,999	75
WI	55081	Monroe County	82	

State	Cty. Code #	County	Head Start Enrollment	Early Head Start Enrollment
WI	55083	Oconto County	29	
WI	55085	Oneida County	90	20
WI	55087	Outagamie County	235	
WI	55089	Ozaukee County	0	
WI	55091	Pepin County	3	
WI	55093	Pierce County	36	23
WI	55095	Polk County	95	57
WI	55097	Portage County	136	
WI	55099	Price County	70	
WI	55101	Racine County	655	
WI	55103	Richland County	41	15
WI	55105	Rock County	298	60
WI	55107	Rusk County	76	
WI	55109	St. Croix County	35	23
WI	55111	Sauk County	178	15
WI	55113	Sawyer County	53	
WI	55115	Shawano County	52	
WI	55117	Sheboygan County	152	
WI	55119	Taylor County	45	
WI	55121	Trempealeau County	131	
WI	55123	Vernon County	28	
WI	55125	Vilas County	47	12
WI	55127	Walworth County	94	
WI	55129	Washburn County	79	
WI	55131	Washington County	137	
WI	55133	Waukesha County	256	52
WI	55135	Waupaca County	110	
WI	55137	Waushara County	76	
WI	55139	Winnebago County	289	
WI	55141	Wood County	288	
WV	54001	Barbour County	82	
WV	54003	Berkeley County	168	
WV	54005	Boone County	116	
WV	54007	Braxton County	118	
WV	54009	Brooke County	34	18
WV	54011	Cabell County	347	48
WV	54013	Calhoun County	31	
WV	54015	Clay County	93	
WV	54017	Doddridge County	20	
WV	54019	Fayette County	248	
WV	54021	Gilmer County	29	
WV	54023	Grant County	60	
WV	54025	Greenbrier County	144	
WV	54027	Hampshire County	80	
WV	54029	Hancock County	108	
WV	54031	Hardy County	87	

State	Cty. Code #	County	Head Start Enrollment	Early Head Start Enrollment
WV	54033	Harrison County	233	
WV	54035	Jackson County	66	
WV	54037	Jefferson County	80	
WV	54039	Kanawha County	530	
WV	54041	Lewis County	100	
WV	54043	Lincoln County	140	38
WV	54045	Logan County	251	
WV	54047	McDowell County	320	
WV	54049	Marion County	226	16
WV	54051	Marshall County	133	20
WV	54053	Mason County	68	
WV	54055	Mercer County	230	
WV	54057	Mineral County	134	
WV	54059	Mingo County	342	
WV	54061	Monongalia County	181	120
WV	54063	Monroe County	59	
WV	54065	Morgan County	68	
WV	54067	Nicholas County	122	
WV	54069	Ohio County	154	
WV	54071	Pendleton County	36	
WV	54073	Pleasants County	31	
WV	54075	Pocahontas County	30	
WV	54077	Preston County	111	12
WV	54079	Putnam County	116	
WV	54081	Raleigh County	381	
WV	54083	Randolph County	74	18
WV	54085	Ritchie County	31	
WV	54087	Roane County	67	
WV	54089	Summers County	79	
WV	54091	Taylor County	79	
WV	54093	Tucker County	5	6
WV	54095	Tyler County	47	
WV	54097	Upshur County	193	
WV	54099	Wayne County	141	24
WV	54101	Webster County	56	
WV	54103	Wetzel County	84	10
WV	54105	Wirt County	20	
WV	54107	Wood County	233	
WV	54109	Wyoming County	236	64
WY	56001	Albany County	103	
WY	56003	Big Horn County	52	24
WY	56005	Campbell County	54	36
WY	56007	Carbon County	132	
WY	56009	Converse County	62	20
WY	56011	Crook County	6	
WY	56013	Fremont County	71	

State	Cty. Code #	County	Head Start Enrollment	Early Head Start Enrollment
WY	56015	Goshen County	67	18
WY	56017	Hot Springs County	18	12
WY	56019	Johnson County	17	
WY	56021	Laramie County	244	60
WY	56023	Lincoln County	39	
WY	56025	Natrona County	131	54
WY	56027	Niobrara County	17	7
WY	56029	Park County	77	
WY	56031	Platte County	62	18
WY	56033	Sheridan County	34	
WY	56035	Sublette County	10	
WY	56037	Sweetwater County	120	
WY	56039	Teton County	0	46
WY	56041	Uinta County	75	
WY	56043	Washakie County	50	12
WY	56045	Weston County	6	

Appendix B

Quality Funding by State under Section 640(a)(3)

<u>STATES</u>	<u>FUNDING</u>
Connecticut	\$247,416
Maine	\$131,678
Massachusetts	\$516,111
New Hampshire	\$63,194
Rhode Island	\$104,499
Vermont	\$64,000
REG I TOTAL	\$1,126,898

New Jersey	\$620,290
New York	\$2,074,764
Puerto Rico	\$1,161,820
Virgin Islands	\$49,020
REG II TOTAL	\$3,905,894

Delaware	\$60,345
Dist. of Columbia	\$118,922
Maryland	\$371,198
Pennsylvania	\$1,086,197
Virginia	\$472,366
West Virginia	\$241,167
REG III TOTAL	\$2,350,195

Alabama	\$496,126
Florida	\$1,251,221
Georgia	\$801,736
Kentucky	\$512,592
Mississippi	\$769,576
North Carolina	\$657,465
South Carolina	\$388,702
Tennessee	\$556,613
REG IV TOTAL	\$5,434,031

<u>STATES</u>	<u>FUNDING</u>
Illinois	\$1,289,120
Indiana	\$439,996
Michigan	\$1,117,970
Minnesota	\$344,969
Ohio	\$1,174,948
Wisconsin	\$430,556
REG V TOTAL	\$4,797,559

Arkansas	\$302,195
Louisiana	\$669,281
New Mexico	\$243,450
Oklahoma	\$380,778
Texas	\$2,249,799
REG VI TOTAL	\$3,845,503

Iowa	\$244,986
Kansas	\$237,117
Missouri	\$551,264
Nebraska	\$170,975
REG VII TOTAL	\$1,204,342

Colorado	\$325,481
Montana	\$99,205
North Dakota	\$78,951
South Dakota	\$89,087
Utah	\$179,361
Wyoming	\$58,340
REG VIII TOTAL	\$830,425

<u>STATES</u>	<u>FUNDING</u>
Arizona	\$480,039
California	\$3,975,847
Hawaii	\$108,433
Nevada	\$97,558
Outer Pacific	\$74,152
REG IX TOTAL	\$4,736,029
Alaska	\$59,441
Idaho	\$106,873
Oregon	\$282,755
Washington	\$482,789
REG X TOTAL	\$931,858
AIP	\$896,745
MIGRANTS	\$1,279,366
TOTAL	\$31,338,845

Appendix C

Head Start Funds Allocated under Section 640(a)(2) and (a)(3)

FY 2003 ACTUAL

American Indian-Alaska Native Programs	\$183,412,092
Migrant Programs	\$260,201,087
Programs In the Territories	\$ 25,120,717
Training & Technical Assistance	\$169,688,000
Research, Development & Evaluation	\$ 20,000,000
Monitoring/Panel Support	\$ 26,051,000
Discretionary Funds to Serve Additional Children	\$182,208,894
Quality Set Aside	(\$31,338,845)
Total	\$866,681,790

Appendix D

Head Start Cost Per Child By State

FISCAL YEAR 2003

STATES	REG	ALLOCATION	ENROLL	CPC
CT	1	\$50,604,341	7,129	\$7,098
MA	1	\$105,475,665	12,981	\$8,125
ME	1	\$26,990,760	3,970	\$6,799
NH	1	\$13,018,299	1,632	\$7,977
RI	1	\$21,445,541	3,150	\$6,808
VT	1	\$13,182,631	1,573	\$8,381
REG I		\$230,717,237	30,435	\$7,581
NJ	2	\$126,711,091	15,099	\$8,392
NY	2	\$422,349,645	49,473	\$8,537
PR	2	\$243,016,007	36,687	\$6,624
VI	2	\$9,992,265	1,161	\$8,607
REG II		\$802,069,008	102,420	\$7,831
DC	3	\$24,407,526	3,403	\$7,172
DE	3	\$12,536,909	2,214	\$5,663
MD	3	\$75,851,238	10,235	\$7,411
PA	3	\$222,603,242	30,908	\$7,202
VA	3	\$96,213,748	13,768	\$6,988
WV	3	\$49,227,458	7,650	\$6,435
REG III		\$480,840,121	68,178	\$7,053
AL	4	\$103,588,331	16,509	\$6,275
FL	4	\$255,501,245	35,350	\$7,228
GA	4	\$163,757,113	23,400	\$6,998
KY	4	\$104,828,778	16,091	\$6,515
MS	4	\$157,164,747	26,762	\$5,873
NC	4	\$137,403,001	19,125	\$7,184
SC	4	\$80,222,592	12,248	\$6,550
TN	4	\$116,071,781	16,473	\$7,046
REG IV		\$1,118,537,588	165,958	\$6,740

FY 2003

STATES	REG	ALLOCATION	ENROLL	CPC
IL	5	\$263,047,115	39,640	\$6,636
IN	5	\$93,523,057	14,148	\$6,610
MI	5	\$228,044,810	35,099	\$6,497

MN	5	\$70,369,154	10,332	\$6,811
OH	5	\$239,770,120	38,017	\$6,307
WI	5	\$88,082,140	13,515	\$6,517
REG V		\$982,836,396	150,751	\$6,520
AR	6	\$62,645,003	10,915	\$5,739
LA	6	\$141,891,707	22,108	\$6,418
NM	6	\$50,852,224	7,651	\$6,646
OK	6	\$78,783,942	13,474	\$5,847
TX	6	\$465,421,856	67,764	\$6,868
REG VI		\$799,594,732	121,912	\$6,559
IO	7	\$50,108,568	7,717	\$6,493
KS	7	\$49,503,208	7,924	\$6,247
MO	7	\$115,662,551	17,573	\$6,582
NE	7	\$35,008,457	5,203	\$6,729
REG VII		\$250,282,784	38,417	\$6,515
CO	8	\$66,427,807	9,843	\$6,749
MT	8	\$20,365,406	2,952	\$6,899
ND	8	\$16,696,830	2,357	\$7,084
SD	8	\$18,301,095	2,827	\$6,474
UT	8	\$36,709,468	5,527	\$6,642
WY	8	\$12,027,897	1,803	\$6,671
REG VIII		\$170,528,503	25,309	\$6,738
AZ	9	\$100,173,750	13,215	\$7,580
CA	9	\$811,486,631	98,767	\$8,216
HI	9	\$22,248,160	3,063	\$7,264
NV	9	\$23,315,025	2,754	\$8,466
OP	9	\$15,128,452	6,209	\$2,437
REG IX		\$972,352,018	123,998	\$7,842

FY 2003

<u>STATES</u>	<u>REG</u>	<u>ALLOCATION</u>	<u>ENROLL</u>	<u>CPC</u>
AK	10	\$12,126,424	1,817	\$6,674
ID	10	\$21,819,720	2,939	\$7,424
OR	10	\$57,703,995	9,052	\$6,375
WA	10	\$98,022,295	11,001	\$8,910
REG X		\$189,672,434	24,809	\$7,645
AI-AN Programs	11	\$183,412,092	23,802	\$7,706
Migrant and Seasonal Programs	12	\$260,201,087	33,609	\$7,742
TOTAL		\$6,441,044,000	909,608	

Appendix E

Head Start Program Information Report

U.S. DEPARTMENT OF HEALTH AND HUMAN SERVICES
ADMINISTRATION FOR CHILDREN AND FAMILIES
ADMINISTRATION ON CHILDREN, YOUTH AND FAMILIES

**PROJECT HEAD START
2000-2001
PROGRAM INFORMATION REPORT (Version 4.80)**

**** Do not combine reports****

A separate PIR report must be completed for each Grantee, Delegate Agency, Head Start or Early Head Start
(even if Head Start & Early Start programs are "Combined" under one grant number)

- THIS REPORT SHOULD BE COMPLETED USING PIR2001 SOFTWARE.** IF NO DISK WAS RECEIVED WITH THIS FORM, PLEASE CALL ELLSWORTH ASSOCIATES TO REQUEST ONE: (703) 821-3090, EXT. 226 OR 260.
- ENTER ANY EXPLANATORY COMMENTS IN THE "COMMENTS" SECTION OF THE PIR2001 REPORTING SOFTWARE.
- IT IS ESSENTIAL THAT YOU RETURN EITHER THIS **SIGNED** COVER SHEET, OR PAGE 1 OF THE PIR REPORT GENERATED BY THE PIR2001 SOFTWARE, (BY MAIL OR FAX) TO ELLSWORTH ASSOCIATES FOR EACH PIR REPORT THAT YOU SUBMIT.

9. PROGRAM IDENTIFICATION.

GRANT NUMBER, DELEGATE ID, NAME OF GRANTEE OR DELEGATE AGENCY AND ADDRESS OF THE HEAD START OR EARLY HEAD START PROGRAM FOR WHICH THIS REPORT IS SUBMITTED.

GRANT NUMBER _____		DELEGATE ID ¹ ____	
A. PROGRAM NAME :			
B. ADDRESS :			
C. CITY :			
D. STATE :		E. ZIP :	
F.1 PROGRAM'S TELEPHONE NUMBER :		F.2 FAX NUMBER :	
G. HEAD START DIRECTOR OR EARLY HEAD START DIRECTOR:			
FIRST NAME :		LAST NAME :	
H. DIRECTOR'S INTERNET E-MAIL ADDRESS:			

¹ **NEW FOR 2001:** If you operate a "Combined" Head Start and Early Head Start under the same grantee number, distinguish the Early Head Start by adding 200 to its current Delegate ID (for example, an Early Head Start with the delegate ID "0" should be reported as Delegate number "200". See the "PIR 2001 Program Instructions" for additional guidance.

I. NAME AND TITLE OF APPROVING OFFICIAL:

(Agency Director, Executive Director or other individual responsible for certifying that this form is the agency's authorized response.) **Please PRINT.**

1. Mr./Ms./Dr./etc.

2. First Name

3. Last Name

4. Title

5. Signature *(required)*

6. Date

10. AGENCY DESCRIBED IN THIS REPORT.

- Select only one agency description. Place an X next to the one phrase that best describes the program named in Question 1.
- All Early Head Start programs must select 2.F below.
- "Combined" 0-5 programs should report Head Start and EHS data separately. Do not report the Early Head Start as a delegate.

X only one

A. GRANTEE THAT DIRECTLY OPERATES PROGRAM(S) AND HAS NO DELEGATES. (Includes grantees that both directly operate programs <i>and</i> maintain central office staff. Complete <i>all</i> questions.)	
B. GRANTEE THAT DIRECTLY OPERATES AND DELEGATES SERVICE DELIVERY. (Complete <i>all</i> questions for children directly served. Do not include children served by delegates.)	
C. GRANTEE THAT MAINTAINS CENTRAL OFFICE STAFF ONLY AND OPERATES NO PROGRAMS DIRECTLY. (Complete Questions 1 through 5 <i>only</i> .)	
D. DELEGATE AGENCY. (Complete <i>all</i> questions.)	
E. GRANTEE THAT DELEGATES ALL OF ITS PROGRAMS; IT OPERATES NO PROGRAMS DIRECTLY AND MAINTAINS NO CENTRAL OFFICE STAFF. (Complete Questions 1 through 4 <i>only</i> .)	
F. EARLY HEAD START PROGRAM. (Complete <i>all</i> questions except 13.E.1 - 12.)	

Must be numeric

11. FOR GRANTEES ONLY, NUMBER OF DELEGATE AGENCIES. (If the answer is zero, enter 0. If you selected 2.A or 2.D above, then the answer must be 0.)	
--	--

12. TYPE OF AGENCY COMPLETING THIS REPORT.

X only one

A. COMMUNITY ACTION AGENCY (CAA)	
B. SCHOOL SYSTEM (Public/Private)	
C. 1. PRIVATE/PUBLIC NON-PROFIT (Non-CAA) (e.g., church, university)	
C. 2. PRIVATE/PUBLIC FOR-PROFIT (e.g., hospital)	
D. GOVERNMENT AGENCY (Non-CAA)	
E. TRIBAL OR ALASKAN NATIVE GOVERNMENT	



IF YOU SELECTED 2.E STOP HERE

5. STAFF INFORMATION.

Must be numeric

<p>A. NUMBER OF STAFF. (Grantee agencies <u>should not</u> include delegate agency staff in their total. Count ALL staff members regardless of funding source or number of hours worked. Include all classroom and education staff, supervisory, content area, administrative and other staff, such as cooks and bus drivers. Contracted staff and staff serving Head Start children through collaborative agreements should also be included. For example, contracted child care providers, bus drivers, and custodians. Do not include substitutes, consultants, student interns, or trainees.)</p>	
<p>B. OF THE NUMBER OF STAFF IN 5.A, THE NUMBER WHO LEFT YOUR PROGRAM AND WERE REPLACED AT ANY TIME DURING THE OPERATING PERIOD. (This includes staff turnover during the summer and/or other periods when the program may not be serving children.) (If answer is zero, enter 0. This cannot be greater than 5.A, NUMBER OF STAFF)</p>	
<p>C. OF THE NUMBER OF STAFF IN 5.A, THE NUMBER WHO ARE CURRENT OR FORMER HEAD START PARENTS. (This cannot be greater than 5.A, NUMBER OF STAFF.)</p>	



IF YOU SELECTED 2.C STOP HERE

6. CLASSROOM/CHILD DEVELOPMENT STAFF QUALIFICATION INFORMATION.

Include all child development staff, both part-time and full-time, paid from all sources.

Definition of Early Childhood Education Degree - an Associate, Baccalaureate or graduate degree with a major in *early childhood education*. Teacher training institutions and departments of family studies or home economics (human ecology) offer a major in early childhood education in one, or a combination, of the following ways: child development, preschool education, nursery school education, pre-kindergarten education, or elementary education with a major in early childhood education/development.

(If answer is zero, enter 0.)

CLASSROOM/CHILD DEVELOPMENT STAFF QUALIFICATIONS	(1) TEACHERS	(2) ASSISTANT TEACHERS	(3) HOME VISITORS	(4) FAMILY CHILD CARE PROVIDERS
<p>A. NUMBER OF CHILD DEVELOPMENT STAFF. (i.e., total teachers, teachers' assistants, home visitors and family child care providers. The sum of 6.A.1 + 6.A.2 + 6.A.3 + 6.A.4 cannot be greater than 5.A, NUMBER OF STAFF.)</p>				
<p>B. OF THE CHILD DEVELOPMENT STAFF IN 6.A, THE NUMBER WITH A CREDENTIAL IN THE FOLLOWING AREAS. Count each person only once by the highest degree held. (This cannot be greater than the number in 6.A.)</p> <p>1. AN <u>ASSOCIATE DEGREE</u> IN EARLY CHILDHOOD EDUCATION OR A FIELD RELATED TO EARLY CHILDHOOD EDUCATION</p>				
<p>2. A <u>BACCALAUREATE DEGREE</u> IN EARLY CHILDHOOD EDUCATION OR A FIELD RELATED TO EARLY CHILDHOOD</p>				

EDUCATION				
3. A <u>GRADUATE DEGREE</u> IN EARLY CHILDHOOD EDUCATION OR A FIELD RELATED TO EARLY CHILDHOOD EDUCATION				
4. A <u>CHILD DEVELOPMENT ASSOCIATE (CDA)</u> CREDENTIAL OR STATE-AWARDED PRESCHOOL CERTIFICATION THAT MEETS OR EXCEEDS CDA REQUIREMENTS				
5. A <u>BACCALAUREATE OR GRADUATE DEGREE</u> IN FAMILY OR CHILD STUDIES, ADULT EDUCATION, HOME ECONOMICS, PSYCHOLOGY, OR SOCIAL WORK				
C. OF THE CHILD DEVELOPMENT STAFF IN 6.A , THE NUMBER HIRED DURING THE PROGRAM YEAR (WHILE CLASSES ARE IN SESSION) DUE TO STAFF TURNOVER. (Do not count staff added due to expansion.)				
D. OF THE CHILD DEVELOPMENT STAFF IN 6.A WHO DO NOT HAVE ONE OF THE CREDENTIALS LISTED IN 6.B.1-5 , THE NUMBER IN ANY TYPE OF CDA TRAINING AT THE CLOSE OF THE PROGRAM YEAR. (This cannot be greater than the number in 6.A.)				

QUALIFICATIONS OF SUPERVISORY CHILD DEVELOPMENT STAFF	(1) CHILD DEVELOPMENT COORDINATOR/ SITE MANAGER	(2) HOME-BASED SUPERVISOR
6.E. NUMBER OF SUPERVISORY CHILD DEVELOPMENT STAFF. (i.e., total number of Supervisory Child Development Coordinators, Site Managers and Home Visitors' Supervisors.)		
F. OF THE SUPERVISORY CHILD DEVELOPMENT STAFF IN 6.E. , THE NUMBER WITH A CREDENTIAL IN THE FOLLOWING AREAS. Count each person only once by the highest degree held. (This cannot be greater than the number in 6.E.)		
1. AN <u>ASSOCIATE DEGREE</u> IN EARLY CHILDHOOD EDUCATION OR A FIELD RELATED TO EARLY CHILDHOOD EDUCATION		
2. A <u>BACCALAUREATE DEGREE</u> IN EARLY CHILDHOOD EDUCATION OR A FIELD RELATED TO EARLY CHILDHOOD EDUCATION		
3. A <u>GRADUATE DEGREE</u> IN EARLY CHILDHOOD EDUCATION OR A FIELD RELATED TO EARLY CHILDHOOD EDUCATION		
4. A <u>CHILD DEVELOPMENT ASSOCIATE (CDA)</u> CREDENTIAL OR STATE-AWARDED PRESCHOOL CERTIFICATION THAT MEETS OR EXCEEDS CDA REQUIREMENTS		
5. A <u>BACCALAUREATE OR GRADUATE</u> DEGREE IN FAMILY OR CHILD STUDIES, ADULT EDUCATION, HOME ECONOMICS, PSYCHOLOGY, OR SOCIAL WORK		
G. OF THE SUPERVISORY CHILD DEVELOPMENT STAFF IN 6.E , THE NUMBER NEW TO THEIR POSITION THIS YEAR. (This cannot be greater than the		

number in 6.E.)		
-----------------	--	--

6.H. HEAD START AND EARLY HEAD START STAFF - IF A POSITION IS FILLED IN YOUR PROGRAM, COMPLETE ALL

THREE COLUMNS OF THE TABLE BELOW, UNLESS AN AREA IS SHADED.

- COLUMN A: SALARY** Enter the full annual salary *from all sources*.
Reporting salaries funded by more than one source:
Report full annual salary regardless of funding sources. *For example: If \$20,000 of a Director's salary is funded by Head Start and \$25,000 of the salary is funded by the school district, report the full salary of \$45,000 in Column 6.H.1.A.*
Reporting staff with dual positions:
If a staff member is in a dual position, give the *full* annual salary and other requested information **only once** for the position in which the staff member spends the most time.
Reporting salary based on actual number of months worked:
Report the actual salary of staff regardless of the number of months worked per year. **Do not annualize** the salaries of staff who work less than 12 months. *For example: If an Education Services Expert works 9 months of the year and has a salary of \$36,000 (\$4,000 a month), report \$36,000 in Column 6.H.1.A below. Do not prorate the salary to what it would be if they worked 12 months of the year (i.e., \$4,000 a month x 12 months or \$48,000)*
- COLUMN B: LEVEL OF EDUCATION** Place an X in the column that represents the highest level of education completed by the staff member(s) who holds the position. Mark only one level of education for each position using the following **Level of Education Codes**:
 - 1 for less than high school graduate
 - 2 for high school graduate
 - 3 for Associates degree or at least two years of college completed
 - 4 for Baccalaureate degree
 - 5 for graduate degree
- COLUMN C: YEARS IN POSITION** Enter the number of years for the person who currently holds the position.
- Teacher, assistant, and home visitor averages** are computed by calculating the total salaries of all full-time teachers, assistants, or home visitors in your program and then dividing by the total number of full-time teachers, assistant teachers, or home visitors in your program. If your program uses no full-time teachers, assistants, or home visitors, use part-time information and enter specify that in the "Comments" section of the PIR software.
- The salaries, education levels, and number of years in position of contracted or collaborative staff must be included** in the data provided below, regardless of the funding source for these positions. *For example: If a program collaborates with a local service organization for Home Visitors, it should report the full salary of the Home Visitors, even if their salaries are funded solely by the service organization.*

POSITION	(A) ANNUAL SALARY	(B) LEVEL OF EDUCATION X ONLY ONE COLUMN					(C) NUMBER OF YEARS IN POSITION
		1	2	3	4	5	
1. DIRECTOR							
2. CHILD DEVELOPMENT AND EDUCATION SERVICES EXPERT							
3. HEALTH SERVICES EXPERT							
4. PARENT INVOLVEMENT SERVICES EXPERT							
5. FAMILY AND COMMUNITY PARTNERSHIP SERVICES EXPERT							
6. TEACHER AVERAGE (full-time)							
7. ASSISTANT TEACHER AVERAGE (full-time)							
8. HOME VISITOR AVERAGE (full-time)							

7. VOLUNTEER SERVICES INFORMATION. (If answer is zero, enter 0.)

Must be numeric

A. THE TOTAL NUMBER OF PERSONS PROVIDING ANY VOLUNTEER SERVICES TO YOUR PROGRAM THIS PROGRAM YEAR. (Count each volunteer only once, regardless of the number of times volunteered.)	
B. OF THE NUMBER OF VOLUNTEERS IN 7.A, THE NUMBER WHO ARE CURRENT OR FORMER HEAD START PARENTS OR GUARDIANS (This cannot be greater than the number in 7.A.)	

8. CLASSROOM INFORMATION.

- A *class* is a group of children who function as a single unit, including cross-age groupings. Classes that share space should be counted as separate classes if they function as separate units for more than 50 percent of the time. Count double sessions as separate classes and include them.
- A *double session class* is defined as two groups of children per day with one teacher. Count each session as a separate class. For example, if a program had 5 classes that operated mornings and 5 that operated afternoons with the same 5 teachers, the program should report this as 10 classes. **Do not count home-based classes.**

Note: Combination option programs (center and home-based) should report only the number of center-based classes.

(If answer is zero, enter 0)

Must be numeric

A.1. NUMBER OF CLASSES OPERATED.	
A.2. OF THE NUMBER OF CLASSES IN 8.A.1, THE NUMBER OF <i>DOUBLE SESSION</i> CLASSES OPERATED. (This cannot be greater than the number in 8.A.1 and must be evenly divisible by 2.)	
A.3. TOTAL NUMBER OF CENTERS OPERATED.	

B.1. EARLIEST DATE CLASSES OR HOME VISITS BEGAN.	/ / mm dd yyyy
B.2. LATEST DATE CLASSES OR HOME VISITS END.	/ / mm dd yyyy

9. ENROLLMENT AND ATTENDANCE INFORMATION. (If the answer is zero, enter 0.)

Must be numeric

A. TOTAL FUNDED ENROLLMENT FROM ALL SOURCES ¹ . HEAD START PROGRAMS ARE TO COUNT CHILDREN ONLY. EARLY HEAD START PROGRAMS ONLY ARE TO INCLUDE EXPECTANT MOTHERS AND CHILDREN FOR WHOM YOU ARE FUNDED IN THE TOTAL FUNDED COUNT. This number may be the same as your ACYF Funded Enrollment or it could include children funded by other sources (e.g., State agencies)	
B. ACYF FUNDED ENROLLMENT. The number of children (and expectant parents <i>for Early Head Start programs only</i>) that you have been funded by ACYF to serve. (This cannot be greater than the number in 9.A, TOTAL FUNDED ENROLLMENT.)	

¹If the TOTAL FUNDED ENROLLMENT (9.A) equals ACYF FUNDED ENROLLMENT (9.B), enter the number in both 9.A and 9.B below.

9.C. ACTUAL ENROLLMENT BY AGE COMPOSITION.

Report the age of the child as of the date your local school system uses to determine eligibility for public school.

For example: If a child was not age-eligible for kindergarten during this program year, even if the child has turned five by May 2001, count that child as four-years old.

- Actual Enrollment* - The total number of children who have been enrolled in your program for any length of time provided they have attended at least one class or, for home-based children, received at least one home visit. This includes children who have dropped out or enrolled late.
- Those children funded by other sources *who are part of the Head Start program and receive Head Start services* are to be included in the actual enrollment figures.

(If answer equals zero, enter 0.)	Actual enrolment	Actual enrollment
1. UNDER 1 YEAR ¹		5. 4 YEARS OLD
2. 1 YEAR OLD		6. 5 YEARS AND OLDER
3. 2 YEARS OLD		
4. 3 YEARS OLD		7. TOTAL (Sum of 9.C.1 - 9.C.6.)

¹**Early Head Start Programs Only:** *Include expectant mothers served by the program in 9.C.1, "Under 1 Year Old."*

The sum of 9.C.1 through 9.C.6 must equal 9.C.7.

OF THE TOTAL ACTUAL ENROLLMENT IN 9.C.7:

D. THE NUMBER OF CHILDREN WHO ARE ENROLLED IN HEAD START OR EARLY HEAD START FOR THE SECOND YEAR. (Children should be counted here only if, in their first year of Head Start or Early	
--	--

Head Start, they were enrolled for at least half of the time classes were in session. This cannot be greater than the number in 9.C.7.)	
E. THE NUMBER OF CHILDREN WHO ARE ENROLLED IN HEAD START OR EARLY HEAD START FOR <i>THREE YEARS OR MORE</i> . (This cannot be greater than the number in 9.C.7.)	

9.F. **ENROLLMENT BY TYPE OF PROGRAM OPTION.**

- Funded Enrollment means the number of children you have been funded to serve, **regardless of funding source.**
- If a program option does not apply to you, enter 0.

TYPE OF PROGRAM	(1) FUNDED ENROLLMENT	(2) AVERAGE ANNUAL DAYS ¹
1. CENTER BASED PROGRAM OPTION - 5 DAYS PER WEEK.		
A. FULL DAY ENROLLMENT (6 HOURS OR MORE PER DAY).		
B. PART DAY ENROLLMENT (LESS THAN 6 HOURS PER DAY).		
2. Of those children reported in 9.F.1.B:	THE NUMBER WHO ARE ENROLLED IN <i>DOUBLE SESSIONS</i> ² (This cannot be greater than the number in 9.F.1.B.)	
3. CENTER BASED PROGRAM OPTION - 4 or 4/5 days per week. A program providing services 4 days per week or combination of 4 and 5 days per week. This includes full day and part day enrollment.		
4. Of those children reported in 9.F.3:	THE NUMBER WHO ARE ENROLLED IN <i>DOUBLE SESSIONS</i> ² (This cannot be greater than the number in 9.F.3.)	
5. HOME-BASED PROGRAM OPTION - A program providing services primarily in the child's home.		
6. COMBINATION PROGRAM OPTION - A program providing service in both a center setting and in a home setting. (Refer to regulations on program option, 45 CFR Part 1306.)		
7. LOCALLY DESIGNED OPTION - An ACYF Headquarters-approved option to meet the particular needs of children and families in their communities.		
A. OF THOSE CHILDREN REPORTED IN 9.F.7:	THE NUMBER WHO ARE ENROLLED IN FAMILY CHILD CARE	
8. TOTAL (9.F.1.A + 9.F.1.B + 9.F.3 + 9.F.5 + 9.F.6 + 9.F.7.) Do not include 9.F.2, 9.F.4, or 9.F.7.A in total.		

*** NOTE ***

9.F.8.1 TOTAL FUNDED ENROLLMENT must equal 9.A on page 7.

¹Average days -- Indicate the number of days of classroom service you provided the children enrolled during the 2000-2001 program year for each option. If different centers operated a different number of days, please provide an average number of days. For example, if a center operated 4 days a week and one operated 5 days a week, both for 32 weeks: (4 X 32) = 128; (5 X 32) = 160; (128 + 160)/2 = 144.

NOTE: If FUNDED ENROLLMENT for an option equals 0, AVERAGE DAYS must also equal 0. AVERAGE DAYS should be rounded to the nearest whole number, e.g. 106.34 should be rounded to 106; 106.67 should be rounded to 107.

²*Double sessions* -- For PIR purposes, count children as enrolled in double sessions *only* if the same teacher is used for both groups of

children. For example, if a teacher has 17 children in the morning and 17 children in the afternoon, the count of children in double session is 34. If different teachers are used, count the children as enrolled in part day; but not in double sessions. *Refer to question 8.A.2 on page 6.*

9.G. AVERAGE ATTENDANCE. Home-based children should not be included in any part of question 9.G.

Selected Month - All grantees are to use November (11), February (02) and March (03) for completing this question *except* for programs not operating during one or more of these months. These programs should **choose alternate months** in completing this question and enter the two digit code for the chosen month, e.g. August = 08. All programs must report on three months, unless your program did not serve children for three months during the program year. If your program operated less than three months, fill in the average attendance for the months you operated below. And note that your program was open less than three months in the "Comments" section.

Total Funded Enrollment - The number of children you have been funded to serve (**minus those funded for home based option**), *regardless of funding source* (9.A), as of the selected month. Delegate agencies should address any questions to their grantee regarding what number to use here.

End-of-Month Enrollment - The number of children actually enrolled (**minus those enrolled under the home based option**), *regardless of funding source* (9.A), by your program on the last operating day of the selected month. That is, of those children reported in total funded enrollment above, how many did you actually enroll as of the end of the selected month.

Average Daily Attendance for the Selected Month (9.G.1-3.D.) is calculated as follows:

<p>(THE SUM OF THE TOTAL NUMBER NUMBER* OF CHILDREN PRESENT EACH DAY OF THE SELECTED MONTH)</p>	<p><i>divided by</i></p>	<p>(THE TOTAL OF CLASS DAYS IN THE SELECTED MONTH)</p>
---	--------------------------	--

**If you have more than one class use the average number of class days*

DO NOT USE PERCENTAGES OR FRACTIONS

(A) SELECTED MONTHS ¹	(B) TOTAL FUNDED ENROLLMENT AS OF SELECTED MONTH	(C) END OF MONTH ENROLLMENT	(D) AVERAGE DAILY ATTENDANCE FOR SELECTED MONTH
1. NOVEMBER or ()			
2. FEBRUARY or ()			
3. MARCH or ()			

***** NOTE *****

All responses to the above *must* be entered as **WHOLE NUMBERS Only**
This applies to all columns (A, B, C, and D)

¹**Migrant and other programs not operational during the standard months** should replace the default months in Column A with the two-digit code for the months that your program is in operation (for example, August = "08")

9.H. ETHNICITY

OF THE TOTAL ACTUAL ENROLLMENT IN 9.C.7, THE NUMBER OF CHILDREN IN THE FOLLOWING ETHNIC CATEGORIES: (IF AN ANSWER IS ZERO, ENTER 0. **The sum of 9.H.1 through 9.H.6 in most cases will equal, and can not exceed, 9.C.7 on page 7.** If your total does not equal 9.C.7, please specify the reason in the "Comments" section.)

Must be numeric

1. AMERICAN INDIAN OR ALASKA NATIVE. (A person having origins in any of the original peoples of North and South America, and who maintains tribal affiliation.)	
2. ASIAN. (A person having origins in any of the original peoples of the Far East, Southeast Asia, or the Indian subcontinent.)	
3. BLACK OR AFRICAN AMERICAN. (A person having origins in any of the Black racial groups of Africa.)	
4. HISPANIC OR LATINO. (A person of Cuban, Mexican, Puerto Rican, South or Central American, or other Spanish culture or origin, regardless of race.)	
5. NATIVE HAWAIIAN OR OTHER PACIFIC ISLANDER. (A person having origins in any of the original peoples of Hawaii, Guam, Samoa, or other Pacific Islands.)	
6. WHITE. (A person having origins in any of the original peoples of Europe, the Middle East, or North Africa.)	

9.I. DOMINANT LANGUAGE

OF THE TOTAL ACTUAL ENROLLMENT IN 9.C.7, THE NUMBER OF CHILDREN USING THE FOLLOWING LANGUAGES AS THEIR DOMINANT LANGUAGE. (IF AN ANSWER IS ZERO, ENTER 0. **The sum of 9.I.1 through 9.I.5 must equal 9.C.7 on page 7.**)

Must be numeric

1. ENGLISH		4. NATIVE AMERICAN LANGUAGES	
2. SPANISH		5. OTHER (Specify in "Comments")	
3. ASIAN LANGUAGES			

10. CHILD TURNOVER. (If answer is zero, enter 0.)

Must be numeric

A. THE TOTAL NUMBER OF CHILDREN WHO DROPPED OUT ANY TIME AFTER CLASSES OR HOME VISITS BEGAN AND WHO DID NOT RE-ENROLL. (This cannot be greater than 9.C.7, TOTAL ACTUAL ENROLLMENT.)	
B. OF THE CHILDREN IN 10.A, THE NUMBER REPLACED DURING THE PROGRAM YEAR. (This cannot be greater than the number in 10.A.)	
C. THE NUMBER OF CHILDREN WHO WERE IN CLASS LESS THAN 45 DAYS. (Count from the date the child began classes or, for home-based programs, the date home visits began. If the program operated for less than 45 days, do <i>NOT</i> count children here who completed the program, enter 0. This cannot be greater than 9.C.7, TOTAL ACTUAL ENROLLMENT.)	

11. HEALTH SERVICES INFORMATION.

- ❑ **NOTE:** This information should be obtained from the medical, dental, and immunization records of all children served for any length of time during your program year, *regardless of funding source.*
- ❑ "Medicaid enrolled" means that the child has been officially certified as eligible for Medicaid paid services. It does not include children who are thought to be eligible but have not been officially certified. Include children who were enrolled in Medicaid for any length of time during this operating period.
- ❑ "CHIP enrolled" means that the child has been officially certified as eligible to receive services covered by the State Children's Health Insurance Program, a federal-state partnership administered by the state under broad federal guidelines. The program may be known as "CHIP" or function under a different name.

A. HEALTH INSURANCE (If answer is zero, enter 0.)

1. THE NUMBER OF CHILDREN WITH HEALTH INSURANCE (TOTAL) (This cannot be greater than 9.C.7, TOTAL ACTUAL ENROLLMENT on page 7.)	
a. Number of children in 11.A.1. enrolled in Medicaid/EPSDT	
b. Number of children in 11.A.1. enrolled in Child Health Insurance Program (CHIP)	
c. Number of children in 11.A.1. with private health insurance	
d. Number of children in 11.A.1. with Other health insurance (Specify in "Comments")	
2. Number of children reported in 11.A.1(a-d) above with more than one type of health insurance (e.g., Medicaid + private health insurance)	

NOTE: The sum of 11.A.1(a) through 11A.1(d) cannot be less than 11.A.1.

11.B. MEDICAL SERVICES.

1. NUMBER OF ALL CHILDREN WHO HAVE COMPLETED MEDICAL SCREENINGS, INCLUDING ALL APPROPRIATE TESTS AND PHYSICAL EXAMINATIONS, DURING THE CURRENT OPERATING PERIOD OR WITHIN THE LAST 12 MONTHS. (Re-enrolled children who were screened the preceding program year through Head Start, should also be counted if they have completed all required screenings. Include dropouts (10.A) and late enrollees if they have completed all required screening. Do <i>NOT</i> include children who are missing any of the required screening. (This cannot be greater than 9.C.7, TOTAL ACTUAL ENROLLMENT.)	
a. OF THE CHILDREN SCREENED IN 11.B.1, THE NUMBER OF CHILDREN DIAGNOSED AS NEEDING TREATMENT. Treatment is defined as any service that is required to improve the physical condition of the child, including all forms of medical follow-up. (This cannot be greater than the number in 11.B.1.)	
b. OF THE CHILDREN DIAGNOSED IN 11.B.1(a), THE NUMBER OF CHILDREN WHO HAVE RECEIVED OR ARE RECEIVING TREATMENT.	

11.B.2. NUMBER OF CHILDREN WHO RECEIVED TREATMENT FOR THE FOLLOWING CONDITIONS.

- ❑ *Children may be counted in more than one category, but count each child only once in any given category.*
- ❑ *The number of children reported in any given category can not be greater than 11.B.1(b), CHILDREN WHO HAVE RECEIVED OR ARE RECEIVING TREATMENT.*

a. ANEMIA		g. SEIZURE	
b. SICKLE CELL		h. OVERWEIGHT	
c. HIGH LEAD LEVELS		i. UNDERWEIGHT	
d. HEARING DIFFICULTIES		j. ASTHMA	
e. VISION PROBLEMS		k. CHILD ABUSE AND NEGLECT	
f. DIABETES		l. LOW BIRTH WEIGHT	

11.C. **DENTAL SERVICES.**

1. NUMBER OF ALL CHILDREN (INCLUDING THOSE ENROLLED IN MEDICAID OR CHIP) WHO HAVE COMPLETED A PROFESSIONAL DENTAL EXAMINATION DURING THE CURRENT OPERATING PERIOD OR WITHIN THE LAST 12 MONTHS. (e.g., children examined during the summer months prior to the start of the class session. Include dropouts (10.A.) and late enrollees if they have completed a professional dental examination. A professional dental examination is one done by a dentist. This cannot be greater than 9.C.7, TOTAL ACTUAL ENROLLMENT)	
a. OF THE CHILDREN EXAMINED IN 11.C.1 , THE NUMBER OF CHILDREN DIAGNOSED AS NEEDING TREATMENT. (Treatment includes restoration, pulp therapy, or extraction. It does <i>NOT</i> include fluoride application or cleaning. This cannot be greater than 11.C.1.)	
b. OF THE CHILDREN DIAGNOSED IN 11.C.1(a) , THE NUMBER OF CHILDREN WHO HAVE RECEIVED OR ARE RECEIVING TREATMENT. (Treatment does <i>NOT</i> include fluoride application or cleaning.)	
c. OF THE CHILDREN EXAMINED IN 11.C.1 , THE NUMBER OF CHILDREN WHO RECEIVED PREVENTIVE CARE. (e.g., fluoride application, cleaning, etc. This cannot be greater than 11.C.1.)	

11.D. **IMMUNIZATION SERVICES.** (*COUNT EACH CHILD ONLY ONCE. If answer is zero, enter 0.*)

- ❑ *Count children by their immunization status as of the end of the program year.*

1. NUMBER OF CHILDREN WHO HAVE BEEN DETERMINED BY A HEALTH CARE PROFESSIONAL TO BE UP-TO-DATE ON ALL IMMUNIZATIONS APPROPRIATE FOR THEIR AGE.	
2. NUMBER OF CHILDREN WHO HAVE BEEN DETERMINED BY A HEALTH CARE PROFESSIONAL TO HAVE RECEIVED ALL IMMUNIZATIONS POSSIBLE AT THIS TIME BUT WHO HAVE NOT RECEIVED ALL IMMUNIZATIONS APPROPRIATE FOR THEIR AGE.	

NOTE: The sum of 11.D.1 + 11.D.2 cannot be greater than 9.C.7, TOTAL ACTUAL ENROLLMENT.

11.E. MENTAL HEALTH SERVICES.

1. THE PROFESSIONAL STATUS OF THE MENTAL HEALTH PROFESSIONAL(S) USED BY YOUR PROGRAM.

X all that apply

A. NONE USED (If selected go to question 12)		E. SOCIAL WORKER	
B. PSYCHIATRIST		F. MARRIAGE AND FAMILY THERAPIST	
C. PSYCHOLOGIST		G. OTHER (MUST BE SPECIFIED IN "COMMENTS")	
D. PSYCHIATRIC NURSE			

2. NUMBER OF HOURS PER WEEK THE MENTAL HEALTH PROFESSIONAL SPENDS IN YOUR PROGRAM.

- If more than one mental health professional is available to your program, use the total weekly hours for all professionals.
- If your program has a mental health professional on staff who has other responsibilities, count only the time spent on mental health activities.

X only one

A. MORE THAN 20 HOURS		C. LESS THAN 6 HOURS	
B. 6 TO 20 HOURS		D. ON CALL (NOT REGULARLY SCHEDULED)	

Must be numeric

3. THE NUMBER OF CHILDREN REFERRED FOR MENTAL HEALTH TREATMENT DURING THE PROGRAM YEAR.	
4. OF THE CHILDREN REPORTED IN 11.E.3 , THE NUMBER OF CHILDREN WHO RECEIVED MENTAL HEALTH TREATMENT DURING THE CURRENT PROGRAM YEAR. (This cannot be greater than the number in 11.E.3.)	

12. FAMILY INFORMATION.

- These questions refer to the families of children enrolled in Head Start and Early Head Start as reported in 9.C.7, TOTAL ACTUAL ENROLLMENT.

Must be numeric

A. TOTAL NUMBER OF HEAD START OR EARLY HEAD START FAMILIES. (Count families, not children. Families with more than one child enrolled should be counted only once. This cannot be greater than 9.C.7, TOTAL ACTUAL ENROLLMENT.)	
---	--

B. OF THE TOTAL NUMBER OF HEAD START FAMILIES IN 12.A, THE NUMBER OF FAMILIES IN WHICH THE FOLLOWING NEEDS WERE IDENTIFIED.

- ❑ The same family may be counted in more than one category, but count each family only once in a given category.
- ❑ Identify one “*Head of Household*” within each family (regardless of family type) and provide data for that person only in response to all related items below.

Must be numeric

SERVICE	(A) FAMILIES WITH NEED IDENTIFIED	(B) FAMILIES THAT RECEIVED SERVICES
B.1. EMERGENCY OR CRISIS ASSISTANCE, INCLUDING THE NEED FOR FOOD, CLOTHING, OR TRANSPORTATION.		
B.2. EDUCATION OR LITERACY.		

Must be numeric

C. OF THE TOTAL NUMBER OF HEAD START FAMILIES IN 12.A, THE NUMBER OF FAMILIES IN WHICH THE HEAD OF HOUSEHOLD IS IN TRAINING OR SCHOOL.	
---	--

D. EMPLOYMENT STATUS.

OF THE TOTAL NUMBER OF HEAD START FAMILIES (12.A), THE NUMBER OF FAMILIES IN WHICH THE EMPLOYMENT STATUS OF THE HEAD OF HOUSEHOLD IS AS FOLLOWS. *Count each head of household in only one employment category.*

Must be numeric

1. EMPLOYED FULL-TIME (35 HOURS PER WEEK OR MORE, YEAR AROUND)	
2. EMPLOYED PART-TIME OR SEASONALLY	
3. UNEMPLOYED	

The sum of 12.D.1 through 12.D.3 *must* equal 12.A, TOTAL NUMBER OF HEAD START FAMILIES.

12.D. (CONTINUED)

FAMILY INCOME.

TOTAL NUMBER OF HEAD START FAMILIES BY FAMILY INCOME. *Use definition of income in Transmittal Notice 79.1.*

Must be numeric

4. \$ 0 - 2,999		7. \$ 9,000 - 11,999	
5. \$ 3,000 - 5,999		8. \$ 12,000 - 14,999	
6. \$ 6,000 - 8,999		9. \$ 15,000 and over	

The sum of 12.D.4 through 12.D.9 must equal 12.A, (TOTAL NUMBER OF HEAD START FAMILIES.)

Must be numeric

E. THE TOTAL NUMBER OF HEAD START FAMILIES RECEIVING ANY BENEFITS UNDER THE FEDERAL TEMPORARY ASSISTANCE TO NEEDY FAMILIES (TANF) PROGRAM, formerly known as the AFDC program. (For example, child care, transportation)	
--	--

F. SERVICES TO HOMELESS FAMILIES

(X only One)

DID YOUR HEAD START PROGRAM UNDERTAKE SPECIAL INITIATIVES TO SERVE HOMELESS CHILDREN AND THEIR FAMILIES? (Examples of such activities might include special efforts to recruit homeless children, special services for homeless families, or changes in program schedules to accommodate homeless children.)	<u>YES</u>	<u>NO</u>
--	------------	-----------

G. Early Head Start Programs Only

OF THE TOTAL NUMBER OF EARLY HEAD START FAMILIES, THE NUMBER OF FAMILIES WITH A PREGNANT MOTHER AT THE TIME OF ENROLLMENT.	
--	--

H. FAMILY WORKER INFORMATION

Must be numeric

THE NUMBER OF FAMILY WORKERS. This includes case managers and any other staff members whose primary job is working directly with families. (Cannot be greater than the number of staff reported in 5.A)	
--	--

12.I. CHILD CARE

1. THE NUMBER OF HEAD START OR EARLY HEAD START FAMILIES IN WHICH FULL DAY, FULL YEAR CHILD CARE IS NEEDED FOR THE ENROLLED CHILD. Include here all families in which the parents or other caregivers are working or in training at least eight consecutive hours per day, including travel time (regardless of whether they currently receive care).	
---	--

2. **OF THE FAMILIES IDENTIFIED IN 12.I.1,** THE TOTAL NUMBER OF FAMILIES IN THE FOLLOWING CATEGORIES:

a. RECEIVE CHILD CARE THROUGH A FULL-YEAR HEAD START OR EARLY HEAD START PROGRAM THAT IS FULLY SUPPORTED THROUGH HEAD START DOLLARS AND IS DESIGNED TO MEET THE CHILD CARE NEEDS OF THE PARENTS.	
b. RECEIVE CHILD CARE THROUGH THE HEAD START OR EARLY HEAD START PROGRAM (EITHER DIRECTLY OR THROUGH A COLLABORATING AGENCY), USING NON-HEAD START FUNDS TO SUPPLEMENT COSTS AND WHERE THE SERVICES MEET THE PERFORMANCE STANDARDS FOR THE ENTIRE DAY.	
c. RECEIVE PUBLICLY SUBSIDIZED CHILD CARE THROUGH A FUNDING SOURCE AND/OR AGENCY OTHER THAN THE HEAD START PROGRAM AT A CHILD CARE HOME OR CENTER <i>DURING THAT PART OF THE DAY WHEN THE CHILD IS NOT IN HEAD START.</i>	
d. LEAVE THEIR CHILD(REN) AT HOME OR AT ANOTHER HOME WITH A RELATIVE OR UNRELATED ADULT PROVIDING NO COST CARE <i>DURING THAT PART OF THE DAY WHEN THE CHILD IS NOT IN HEAD START.</i>	
e. RECEIVE CHILD CARE AT A PRIVATE FEE FOR SERVICE CHILD CARE HOME OR CENTER <i>DURING THAT PART OF THE DAY WHEN THE CHILD IS NOT IN HEAD START.</i>	

13. SERVICES FOR CHILDREN WITH DISABILITIES.

A. LOCAL EDUCATION AGENCY (LEA)

Must be numeric

1. THE NUMBER OF LEAs (or Part C agencies for those programs serving infants and toddlers) IN YOUR HEAD START OR EARLY HEAD START SERVICE AREA.	
2. THE NUMBER OF LEAs (or Part C agencies for those programs serving infants and toddlers) THAT YOU HAVE A FORMAL AGREEMENT WITH ON COORDINATING SERVICES FOR CHILDREN WITH DISABILITIES.	

B. DOES A COORDINATOR FOR DISABILITY SERVICES WORK FULL-TIME OR PART-TIME FOR YOUR PROGRAM?

If your program has more than one coordinator for disability services, and one or more works full-time while the other(s) works part-time, **X** both 13.B.1 and 13.B.2.

At least one box must be selected

1. YES, FULL-TIME	
2. YES, PART-TIME	
3. <u>FOR DELEGATE AGENCIES ONLY</u> NO COORDINATOR FOR DISABILITY SERVICES SPECIFICALLY FOR THIS PROGRAM, BUT THERE IS ONE AT THE GRANTEE LEVEL WHO SERVES THIS PROGRAM. (Complete this item only if you selected "Delegate Agency" (2.D). <i>If selected, skip question 13.C and go to question 13.D.</i>)	
4. NO COORDINATOR FOR DISABILITY SERVICES. (<i>If selected, skip question 13.C and go to question 13.D.</i>)	

C. WHICH OF THE FOLLOWING DEGREES OR LICENSES ARE HELD BY THE COORDINATOR(S) FOR DISABILITY SERVICES IN YOUR PROGRAM: (*If you selected 13.B.3 or 13.B.4 do not answer this question. Go to question 13.D.*)

X all that apply

1. EARLY CHILDHOOD EDUCATION		4. PSYCHOLOGY	
2. SPECIAL EDUCATION		5. OTHER DEGREE OR LICENSE (Specify in "Comments")	
3. SPEECH PATHOLOGY/AUDIOLOGY		6. NO DEGREE OR LICENSE	

D. NUMBER OF CHILDREN ENROLLED IN YOUR PROGRAM WHO WERE *DETERMINED BY A MULTI-DISCIPLINARY TEAM* TO HAVE A DISABILITY(IES) DURING THE FOLLOWING TIME PERIODS: (If answer is zero, enter 0.)

Must be numeric

1. PRIOR TO ENROLLMENT INTO THE HEAD START OR EARLY HEAD START PROGRAM FOR THIS PROGRAM YEAR.	
2. BETWEEN TIME OF ENROLLMENT AND THE END OF THE PROGRAM YEAR.	
3. TOTAL CHILDREN DETERMINED TO HAVE A DISABILITY(IES). (<i>The sum of Questions 13.D.1. and 13.D.2.</i>)	
4. OF THE TOTAL CHILDREN DETERMINED TO HAVE A DISABILITY(IES) IN 13.D.3 , THE NUMBER WITH AN INDIVIDUALIZED EDUCATION PROGRAM (IEP) OR INDIVIDUALIZED FAMILY SERVICE PLAN (IFSP).	
5. OF THE CHILDREN REPORTED IN 13.D.4 , THE NUMBER DETERMINED ELIGIBLE BY THE LEA OR PART C AGENCY TO RECEIVE SPECIAL EDUCATION AND RELATED SERVICES OR PART C SERVICES UNDER AN INDIVIDUALIZED EDUCATION PROGRAM (IEP) OR INDIVIDUALIZED FAMILY SERVICE PLAN (IFSP). (This cannot be greater than 13.D.4.)	

The sum of 13.D.1 and 13.D.2 must equal 13.D.3.

13.E. INDICATE THE NUMBER OF CHILDREN ENROLLED DURING THIS PROGRAM YEAR WHOSE PRIMARY OR MOST SIGNIFICANT DISABILITY HAS BEEN DETERMINED TO BE ONE OF THOSE LISTED BELOW.

Early Head Start Programs should not complete 13.E.1-12; answer 13.E.13 and 13.E.14 only.

If there are no children with a particular disability in your program, enter 0.

DIAGNOSED DISABILITY	NO. OF CHILDREN RECEIVING SPECIAL SERVICES
1. HEALTH IMPAIRMENT	
2. EMOTIONAL/BEHAVIORAL DISORDER	
3. SPEECH OR LANGUAGE IMPAIRMENTS	
4. MENTAL RETARDATION	
5. HEARING IMPAIRMENT INCLUDING DEAFNESS	
6. ORTHOPEDIC IMPAIRMENT	
7. VISUAL IMPAIRMENT INCLUDING BLINDNESS	
8. LEARNING DISABILITIES	
9. AUTISM	
10. TRAUMATIC BRAIN INJURY	
11. NON-CATEGORICAL/DEVELOPMENTAL DELAY	
12. MULTIPLE DISABILITIES INCLUDING DEAF-BLIND	

<p>13. <u>FOR EARLY HEAD START & MIGRANT PROGRAMS ONLY:</u></p> <p>THE NUMBER OF CHILDREN BIRTH THRU 3 RECEIVING SERVICES UNDER PART C OF THE INDIVIDUALS WITH DISABILITIES EDUCATION ACT (IDEA).</p>	
--	--

<p>14. <u>FOR ALL PROGRAMS:</u></p> <p>NUMBER OF CHILDREN DIAGNOSED WITH A DISABILITY, IN 13.D.3, WHO ARE <i>NOT</i> RECEIVING SPECIAL SERVICES.</p>	
---	--

*** NOTE ***

The sum of 13.E.1 through 13.E.14 must equal 13.D.3, TOTAL CHILDREN DETERMINED BY A MULTI-DISCIPLINARY TEAM TO HAVE A DISABILITY(IES).

14. BUS PURCHASES.

INDICATE BELOW THE NUMBER OF BUSES, IF ANY, THAT WERE PURCHASED BY YOUR PROGRAM DURING THIS PAST YEAR. Include only buses purchased with ACF grant funds that will be used to support the operation of your Head Start or Early Head Start program. Indicate, by month, the number of buses purchased. **(Use the month in which you signed the agreement to purchase the bus rather than the month in which the bus was actually delivered.)**

MONTH	NUMBER OF BUSES PURCHASED
A. AUGUST 2000	
B. SEPTEMBER	
C. OCTOBER	
D. NOVEMBER	
E. DECEMBER	
F. JANUARY 2001	
G. FEBRUARY	
H. MARCH	
I. APRIL	
J. MAY	
K. JUNE	
L. JULY	

PIR SUBMITTAL CHECKLIST

BEFORE SUBMITTING YOUR PIR REPORT TO ELLSWORTH ASSOCIATES

Please ensure that the following steps have been completed:

1. _____ Your PIR report was completed using the current year's PIR Software (PIR2001).
2. _____ You have thoroughly read the **2000-2001 PROGRAM INFORMATION REPORT INSTRUCTIONS** that accompanied this PIR Form.
3. _____ You have answered *all* questions that the report instructs you to complete for your program type.
4. _____ Your report has been saved using the PIR2001 software program and contains "0 Errors".
5. _____ The Cover Page (p.1) of the PIR form (either the preprinted form, or one generated the PIR2001 software program) has been signed by an authorized program representative and will be submitted promptly to Ellsworth Associates.

If you are filing your PIR electronically (i.e., by email, or disk), please fax or mail the signed cover page to:

Ellsworth Associates
ATTN: PIR2001
1749 Old Meadow Road
Suite 600
McLean, VA 22102-4398

Fax: (703) 821-3989
Phone: (703) 821-3090, ext. 226 or 260

Please indicate (√) which method you are using to submit this report:

E-MAIL _____ DISK _____ PAPER FORM _____

OTHER _____ (PLEASE SPECIFY: _____)

Please indicate (√) if this is the first copy you are submitting of the report or a corrected version:

-- The first time that you are submitting this 2000-2001 report? _____ (Yes/No)

-- A correction to a previously submitted 2000-2001 report? _____ (Yes/No)

DATE SUBMITTED: _____

THANK YOU!

Appendix F

**Summary Program Information Report Data
2002 - 2003**

Head Start Program Information Report for the 2002-2003 Program Year

National Level Summary Report

January 06, 2004

National Summary

2,633 Reports on File

General Information:

3. Program Type:	
a. Head Start:	1,933
b. Early Head Start:	700
17. Agency Description:	
a. Grantee which directly operates program(s) and has no delegates:	1,835
b. Grantee which directly operates programs and delegates service delivery:	116
c. Grantee which maintains central office staff only and operates no program(s) directly:	16
d. Delegate agency:	653
e. Grantee which delegates all its programs. Operates no program(s) directly and maintains no staff:	13
18. Number of Delegate Agencies:	
a. Reported by the grantees:	601
b. Actual number of delegate reports received:	570
19. Agency Type:	
a. Community Action Agency (CAA):	855
b. School System (Public/Private):	460
c. Private/Public Non-Profit (non CAA, eg: churches, non-profit hospitals):	989
d. Private/Public For-Profit (eg: for-profit hospitals):	34
e. Government Agency (Non CAA):	147
f. Tribal Government or Consortium (American Indian-Alaska Native):	148
20. Agency Affiliation:	
a. Secular or Non-Religious Agency:	2,515
b. Religiously Affiliated Agency inspired by religion, providing essentially secular services:	93
c. Religious Organization with pronounced religious characteristics or a house of worship:	25

Section A. Enrollment and Program Options:

Enrollment Year:

1. a. Start Date: 1/1/2002 1. b. End Date: 12/31/2003

Funded Enrollment:

2. ACF Funded Head Start or Early Head Start Enrollment:	875,511
3. Non-ACF Funded Head Start or Early Head Start enrollment:	
a. Number of Head Start eligible children who receive services:	26,081
b. Number of children who are not Head Start eligible	
(e.g. State funded children who exceed the federal poverty line beyond the 10% allowable):	9,219
4. Total funded Head Start or Early Head Start enrollment (from all sources):	910,811

Funded Enrollment by Program Option:

	<i>Funded Enrollment</i>	<i>Average Annual Days</i>
5. Center based program - 5 days per week		
a. Full day enrollment (6 or more hours per day):	423,401	207
b. Part day enrollment (less than 6 hours per day):	183,455	179
1. Double session enrollment (of those in 5.b.):	35,411	
6. Center based program - 4 days per week		
a. Full day enrollment (6 or more hours per day):	21,117	147
b. Part day enrollment (less than 6 hours per day):	198,841	138
1. Double session enrollment (of those in 5.b.):	115,039	
7. Home-Based Program:	48,179	
8. Combination Program:	13,211	104
9. Family Child Care:	7,027	228
10. Locally Designed Options:	15,580	183
11. Total Funded Enrollment by Program Option:	910,811	
a. Total number of pregnant women reported in funded enrollment:	5,035	
12. Of the children served in a center-based program, the number who received Head Start or Early Head Start services at a child care center partner:		49,225
13. Children enrolled in Head Start or Early Head Start program options providing 8 or more hours		197,290

Actual Enrollment:

14. Total Actual Enrollment: 1,040,471

15. End of month Enrollment:

Enter the highest number of children enrolled in any two months during the enrollment year:

A.1. Month #1 (Average):	June	866,962
B.1. Month #2 (Average):	April	869,452

Actual Enrollment by Child Age:

16. Ages of children served:

a. Under 1 year:	24,756	d. 3 Years old:	355,244
b. 1 Year old:	26,057	e. 4 years old:	542,187
c. 2 Years old:	34,936	f. 5 Years and older:	48,002

Actual Enrollment of Pregnant Women:

(EHS Programs Only)

17. Total actual enrollment of pregnant women:	9,289
18. Of the pregnant women enrolled, the number who were under 18 years of age:	2,079

Actual Enrollment of Children by Type of Eligibility:

19. a. Enrolled based on receipt of public assistance:	186,289
b. Enrolled based on income eligibility (below 100% of the federal poverty line):	766,273
c. Enrolled although the families were over-income (above 100% of the federal poverty line):	73,360
d. Children enrolled due to status as a foster child:	14,549

Prior Enrollment of Children:

20. a. Children enrolled in Head Start or Early Head Start for their second year:	290,721
b. Children enrolled in Head Start or Early Head Start for three or more years:	25,291

Actual Enrollment by Ethnicity:

21. a. American Indian or Alaska Native:	32,082	f. White:	288,869
b. Asian:	18,286	g. Bi-Racial or Multi-Racial:	32,786
c. Black or African American:	329,453	h. Other (Comments Required):	1,775
d. Hispanic or Latino Origin:	317,418	i. Unspecified:	9,755
e. Native Hawaiian or other Pacific Islander:	10,047		

Actual Enrollment by Primary Language of the Family at Home:

22. Languages of service per day:

a. English:	763,657
b. Spanish:	231,737

c. Native Central American, South American and Mexican Languages:	5,559	g. Native No. American or Alaska Native Lang.	1,977
d. Caribbean Languages:	3,893	h. Pacific Island Languages:	4,823
e. Middle Eastern and South Asian Languages:	7,213	i. European and Slavic Languages:	4,987
f. East Asian Languages:	10,793	j. African Languages:	3,735
		k. Other (Comments Required):	2,097

Turnover:

23. Number of children (and pregnant women for EHS programs) who dropped out and did not re-enroll:	172,009
a. Of the children (and pregnant women for EHS programs) who dropped out, the number who were replaced:	135,175
b. Children (and pregnant women for EHS programs) who were enrolled for less than 45 days:	48,070

Classes, Groups and Centers:

24. Total number of classes operated directly by Head Start or Early Head Start:	47,132
a. Of the total number of classes, the number of double session classes:	8,892
25. Total number of classes in which Head Start or Early Head Start children are served through a child care center partnership (in addition to classes reported in A.24.):	3,921
26. Total number of family child care homes that served Head Start or Early Head Start children:	2,210
27. Total number of home-based socialization groups operated (home based children only):	9,048
28. Total number of Head Start or Early Head Start centers (do not include family child care homes):	19,566

Child Care:

29. The number of Head Start or Early Head Start children for whom full-year and/or full-day child care is needed (to meet the needs of parents who are working or in job training):	464,577
a. Of the children in A.29., the number who received full-year/full-day services through Head Start or Early Head Start:	251,303
b. Of the children in A.29., the number in the following categories of care:	
i. Received care at a family child care home:	32,457
ii. Received care at a child care center or classroom:	78,716
iii. Received care at home or at another home with a relative or unrelated adult:	154,320
iv. Received care through a public school pre-Kindergarten program:	12,013
v. Other (Comments Required):	2,571
30. The number of Head Start or Early Head Start enrolled children who received a child care subsidy (voucher or contracted slot), whether the care was provided through Head Start or another provider):	104,603

1. Total number of staff members, regardless of the funding source for their salary or number of hours worked:	211,530	12,802
a. Staff who are former or current Head Start or Early Head Start parents:	58,228	896
b. Staff who left the program and were replaced during the year:	20,582	834

Volunteer Information:

2. The total number of persons providing any volunteer services to your program:	1,375,249
a. Volunteers who are former or current Head Start or Early Head Start parents:	889,791

Education and Experience of Management Staff:

	<i>Number of Programs</i>	<i>Average Education Level</i>	<i>Average Years in Position</i>	<i>Average Annual Salary</i>	<i>On Another PIR</i>
3. Program Director:	2,579	Baccalaureate degree	9	\$56,283.86	928
4. Child Development and Education Manager:	2,327	Baccalaureate degree	6	\$39,147.53	646
5. Health Services Manager:	2,156	Baccalaureate degree	7	\$34,569.10	729
6. Family and Community Partnerships Manager:	2,241	Baccalaureate degree	7	\$35,597.96	713

Disability Services Manager:

7. Average number of hours worked per week by the person with lead responsibility for coordinating	23.21
--	-------

Qualifications of Child Development Staff:

	<i>Assistant Teachers</i>	<i>Home Visitors</i>	<i>Family Child Care Providers</i>	<i>Child Development Supervisors</i>	<i>Home-Based</i>	
8. Total number of staff by category:	54,795	52,003	5,244	2,084	7,548	824
9. Staff credentials:						
a. An Associate degree, ECE/Related:	14,540	3,981	957	176	1,521	138
b. A Baccalaureate degree, ECE/Related:	14,711	1,458	1,524	102	2,634	316
c. A Graduate degree, ECE/Related:	2,128	189	148	33	1,161	131
d. A CDA credential or State Equivalent:	14,805	11,450	993	609	1,079	67
10. Staff without degrees or credentials:						
a. Enrolled in an ECE/Related degree program:	4,964	9,458	578	250	353	41

b. In any type of CDA equivalent training:	1,568	6,753	293	364	28	4
--	-------	-------	-----	-----	----	---

Average Annual Teacher Salary by Level of Education:

12. a. An Associate degree in Early Childhood Education or a related degree:	(1,866 Programs)	\$21,887.34
b. A Baccalaureate degree in Early Childhood Education or a related degree:	(1,916 Programs)	\$25,949.41
b. A Graduate degree in Early Childhood Education or a related degree:	(654 Programs)	\$32,639.82
d. A Child Development Associate credential or State equivalent:	(1,697 Programs)	\$19,877.10

Average Annual Salary of Direct Child Development Staff:

13. Average Annual Salary - Teachers (includes all teachers):	(2,444 Programs)	\$23,568.44
14. Average Annual Salary - Assistant Teachers:	(2,229 Programs)	\$15,647.73
15. Average Annual Salary - Home Based Visitors:	(956 Programs)	\$22,660.71

Race/Ethnicity of Direct Child Development Staff:

16. a. American Indian or Alaska Native:	3,584	f. White:	41,470
b. Asian:	1,879	g. Bi-Racial or Multi-Racial:	652
c. Black or African American:	32,349	h. Other (Comments Required):	243
d. Hispanic or Latino Origin:	27,187	i. Unspecified:	5,897
e. Native Hawaiian or other Pacific Islander:	871		

Language of Direct Child Development Staff:

17. Of the direct child development staff in B.8(1-4), the number proficient in a language other than English:	30,629
--	--------

Teacher Turnover: disabilities services:

18. Total number of teachers who left the program during the year:	7,369
19. Of the teachers who left the program, the number who left for the following reasons:	
a. Higher compensation/benefits package in the same field (to school system, etc.):	2,021
b. Change in job field:	1,627
c. Other (Comments Required):	3,721
20. Number of teacher vacancies that remained unfilled for a period of 3 months or longer:	1,185
21. Number of teachers hired during the year due to turnover:	5,389

Qualifications of Family and Community Partnerships and Supervisory Staff:	<i>Family and Community</i>	
	<i>Family</i>	<i>Partnerships</i>
	<i>Workers</i>	<i>Supervisors</i>
22.a. Total number of Family and Community Partnerships staff:	20,308	3,579
b.. Number of case managers and other staff who work directly with families: (i.e., Staff with a family caseload)	14,132	919
23. Family and Community Partnerships staff with the following levels of education:		
a. GED or High School diploma:	9,076	643
b. A related Associate degree:	2,856	476
c. A related Baccalaureate degree:	6,449	1,427
d. A related Graduate degree:	639	617
24. Of the Family and Community Partnerships staff who do not have one of the degrees above, the number in training leading to a related degree or credential:	2,560	257

Family Worker Experience:

25. The number of family workers with the following years of experience in this position:			
a. Less than 1 Year:	3,442	c. 6 to 10 years:	3,929
b. 1 to 5 years:	9,888	d. More than 10 years:	3,049

Section C. Child and Family Services:

Health Insurance of Children:

	<i>At end of</i>	
	<i>At Enrollment</i>	<i>Enrollment Year</i>
1. The total number of children with health insurance:	836,675	919,718
2. Of the children with health insurance, the number whose primary insurance is in one of the following categories:		
a. Enrolled in Medicaid/EPSDT:	526,507	579,249
b. Enrolled in State CHIP program (if the state operates a separate program):	70,137	79,965
c. Enrolled in a combined State CHIP/Medicaid program:	75,513	81,822
d. Enrolled in a State-only funded insurance program:	18,999	19,975
e. The number with private health insurance:	130,149	142,167

f. The number with other health insurance not listed (Comments Required):	15,377	16,339
3. Number of children with no health insurance:	194,504	111,461

Health Insurance of Pregnant Women: (EHS Programs Only)

4. Number of pregnant women with at least one type of health insurance:		7,970
5. Number of pregnant women with no health insurance:		1,319

Medical Home:

	<i>At Enrollment</i>	<i>At end of Enrollment Year</i>
6. Number of children with an ongoing source of continuous, accessible medical care:	834,772	916,567
7. Children receiving medical services through the Indian Health Service:	17,037	16,969
8. Children receiving medical services through a migrant community health center:	9,499	11,535

Medical Services:

9. Number of children up-to-date on a schedule of age-appropriate preventive and primary health care, including all appropriate tests and physical examinations:		895,500
a. Of the children screened (C.9.), the number diagnosed as needing medical treatment:		212,357
b. Of the children diagnosed (C.9.a.), the number who received or are receiving medical treatment:		189,176
10. The number of children who received treatment for the following conditions:		
a. Anemia: 32,267	c. Hearing Difficulties: 20,147	e. Vision Problems: 26,343
b. Asthma: 52,478	d. Overweight: 44,305	
11. Number of children determined by a health care professional to be up-to-date on all immunizations appropriate for their age:	820,306	898,138
12. Number of children determined by a health care professional to have received all immunizations possible at this time, but who have not received all immunizations that are appropriate for their age:	98,950	77,440

Program Services for Pregnant Women: (EHS Programs Only)

13. The number of pregnant women who received the following services while enrolled		
a. Prenatal and postpartum health care:		8,702
b. Mental health interventions and follow-up (includes substance abuse prevention and treatment):		2,555
c. Prenatal education on fetal development:		8,561
d. Information on the benefits of breastfeeding:		8,616

Health Information for Pregnant Women:

(EHS Programs Only)

14. In which trimester of pregnancy did the pregnant women served enroll:
- | | | | | | |
|--------------------|-------|-------------------|-------|-------------------|-------|
| a. 1st trimester : | 2,980 | b. 2nd trimester: | 3,562 | c. 3rd trimester: | 2,747 |
|--------------------|-------|-------------------|-------|-------------------|-------|
15. Of the total number of pregnant women served (A.17.), the number whose pregnancies were identified as medically "high risk": 2,255

Dental Home:

At end of

	<i>At</i>	<i>Enrollment</i>
	<i>Enrollment</i>	<i>Year</i>

16. Number of children with an ongoing source of continuous, accessible dental care: 655,346 826,430

Dental Services:

(Preschool Programs Only)

17. Number of children, including those enrolled in Medicaid or State CHIP, who have completed a professional dental examination during the operating period or within the last 12 months: 807,799
- | | |
|--|---------|
| a. Of the children examined (C.17.), the number who received preventive dental care: | 631,395 |
| b. Of the children examined (C.17.), the number diagnosed as needing dental treatment: | 226,501 |
| c. Of the children diagnosed (C.17.b.), the number who have received or are receiving treatment: | 174,735 |

Preventive Dental Services:

(EHS and Migrant Programs Only)

18. Number of children who received dental screening as part of the series of well-baby examinations: 53,187
19. Number of children who received professional dental examination(s) during the programs operating period or within the last 12 months: 36,132

Dental Services for Pregnant Women:

(EHS Programs Only)

20. Of the pregnant women served (A.17.) , the number who received dental examination(s) and/or treatment within the last 12 months: 3,094

Mental Health Professional:

21. Average number of hours per operating month a mental health professional spends on site: 44.84

Mental Health Services:

22. Indicate the number of enrolled children who were served by the Mental Health (MH) professional(s) in the following ways during the operating period:
- | | |
|---|---------|
| a. Children for whom the MH professional(s) consulted with program staff about the child's behavior and/or mental health: | 125,555 |
|---|---------|

(i) Of the children in C.22.a., the number for whom the MH professional provided 3 or more consultations with program staff during the operating period:	44,893
b. Children for whom the MH professional(s) consulted with the parent(s)/guardian(s) about their child's behavior and/or mental health:	50,457
(i) Of the children in C.22.b., the number for whom the MH professional provided 3 or more consultations with the parent(s)/guardian(s) during the programs operating period:	24,077
c. Children for whom the MH professional(s) provided an individual mental health assessment:	65,429
d. Children for whom the MH professional facilitated a referral for mental health services:	27,067

Mental Health Referrals:

23. Number of children referred for mental health services outside the Head Start program:	22,773
a. Of those referred, the number who received mental health services during the operating period:	16,353

Local Education Agency (LEA):

24. Number of LEAs (or Part C agencies for programs serving infants and toddlers) in your service area:	13,568
25. Number of LEAs (or Part C agencies for programs serving infants and toddlers) that your program has a formal agreement with to coordinate services for children with disabilities:	10,406

Disability Determination:

26. The number of children determined to have a disability(ies) during the following time periods:	
a. Prior to enrollment into Head Start or Early Head Start for this enrollment year:	57,890
b. Between the time of enrollment and the end of the enrollment year:	71,178
27. Total number of children determined to have a disability(ies):	129,068
a. Of the children with disabilities (C.27.), the number with an IEP or IFSP:	120,357
b. Of the total children with disabilities, the number determined eligible by the LEA or Part C agency to receive special education and related services or Part C services under an IEP or IFSP:	104,671
28. The number of children determined to have a disability who have not received special education and related services:	5,463

Primary Disabilities:

(Preschool Programs Only)

	<i>Children With This Disability</i>	<i>Children Receiving Special Services</i>
29. Diagnosed disability:		
a. Health impairment:	4,545	3,892
b. Emotional/behavioral disorder:	4,077	3,759
c. Speech or language impairment:	76,580	73,925
d. Mental retardation:	958	939

e. Hearing impairment (including deafness):	707	635
f. Orthopedic impairment:	1,413	1,328
g. Visual impairment (including blindness):	726	606
h. Learning disabilities:	1,859	1,744
i. Autism:	1,187	1,159
j. Traumatic brain injury:	95	91
k. Non-categorical/developmental delay:	23,184	22,590
l. Multiple disabilities (including deaf-blind):	4,628	4,452

Part C of IDEA:

(EHS and Migrant Programs Only)

30. Children receiving services under Part C of the Individuals with Disabilities Education Act (IDEA):	8,485
---	-------

Transition Activities:

(Preschool Programs Only)

31. The number of school districts in your Head Start service area:	13,283
a. Of the local school districts (C.31.), the number you have a formal agreement with to coordinate transition services for children and families:	8,379
32. Of the number of children enrolled in Head Start at the end of the current enrollment year, the number that you project to be entering kindergarten in the following school year:	446,183

Early Head Start Transition:

(EHS and Migrant Programs Only)

33. The number of children leaving Early Head Start and entering:		
a. Head Start Program:	12,647	b. Other early childhood program: 3,495

Curriculum, Screening and Assessment:

34. Children who completed screenings for developmental, sensory and behavioral concerns:	867,715
a. Of the children screened (C34), the number identified as needing a follow-up assessment or formal	121,559
37. a. Approach or tool used for ongoing child assessment locally designed:	1. Yes: 582
	2. No: 2,021

Number of Families:

38. Total number of Head Start or Early Head Start families served:	947,108
39. Of the total number of families (C.38.), the number of two-parent families:	417,504
40. Of the total number of families (C.38.), the number of single-parent families:	529,604

Employment Status:

41.a. Of the number of two-parent families (C.39.), the number in which:	
1. Both parents/guardians are employed:	140,963
2. One parent/guardian is employed:	219,464

3. Both parents/guardians are not working (unemployed, retired, disabled):	56,349
4. Unknown/Data Not Available:	728
b. Of the number of single-parent families (C.40.), the number in which:	
1. Parent/guardian is employed:	321,256
2. Parent/guardian is not working (unemployed, retired, disabled):	207,443
3. Unknown/Data Not Available:	905

Job Training/School Status:

42.a. Of the number of two-parent families (C.39.), the number in which:	
1. Both parents/guardians are in job training or school:	23,240
2. One parent/guardian is in job training or school:	56,058
3. Neither parent/guardian is in job training or school:	337,481
4. Unknown/Data Not Available:	725
b. Of the number of single-parent families (C.40.), the number in which:	
1. Parent/guardian is in job training or school:	92,197
2. Parent/guardian is not in job training or school:	436,503
3. Unknown/Data Not Available:	904

Education:

43. Of the total number of families (C.38.) the highest level of education obtained by the child's parent(s)/guardian(s).	
a. Less than high school graduate:	308,829
b. High school graduate or GED:	418,495
c. Some college, vocational school, or associate degree:	182,013
d. Bachelor's or advanced degree:	35,762
e. Unknown/Data Not Available:	2,009

Federal or Other Assistance:

44. Total number of families receiving any cash benefits or other services under the TANF program:	195,347
45. Total number of families receiving Supplemental Security Income (SSI):	48,719

Family Partnership Process:

46. Of the total number of families (C.38.), the number participating in a family goal setting process which results in an individualized family partnership agreement:	794,077
---	---------

Family Services:

	<i>Families That Received</i>
47. The number of families who received the following services during the operating period:	
a. Emergency/crisis intervention (addressing immediate need for food, clothing or shelter):	143,369

b. Housing assistance (subsidies, utilities, repairs, etc.):	105,276
c. Transportation assistance (subsidizing public transportation, etc.):	95,983
d. Mental health services:	77,285
e. English as a Second Language (ESL) training:	56,684
f. Adult education (GED programs, college selection, etc.):	110,862
g. Job training:	77,613
h. Substance abuse prevention or treatment:	36,552
i. Child abuse and neglect services:	53,854
j. Domestic violence services:	35,094
k. Child support assistance:	39,005
l. Health education (including prenatal education):	269,828
m. Assistance to families of incarcerated individuals:	15,063
n. Parenting education:	312,312
o. Marriage education services:	23,144
p. Number of families reported in more than one service category above (C.47.a-o):	303,058

WIC Participation:

48. Total number of families receiving services under the Special Supplemental Nutrition Program for Women, Infants and Children (WIC):	406,012
---	---------

Father Involvement:

49. Does your program have organized and regularly scheduled activities designed to involve	a. Yes:	2,141
	b. No:	462
50. The number of children whose fathers/father figures participated in these activities:		164,647

Number of Families:

51. Total number of homeless families served during the enrollment year:	19,394
52. The total number of homeless children served during the enrollment year:	22,738
53. The total number of homeless families who acquired housing during the enrollment year:	11,563

Special Item. Program Equipment:*Services***Transportation:**

54. The number of buses, if any, purchased during the operating period with ACF grant funds (by month):

<i>Month</i>	<i>Number of Buses Purchased</i>	<i>Month</i>	<i>Number of Buses Purchased</i>
a. August 2002:	126	f. January 2003:	108
b. September:	67	g. February:	69
c. October:	105	h. March:	94
d. November:	85	i. April:	40
e. December:	119	j. May:	77
		k. June:	37
		l. July:	46

55. Buses leased for use by the programs:	Yes:	83
	No:	2,520
a. Number of buses leased:		305
56. Programs that contract with a transportation provider to transport some or all enrolled children:	Yes:	629
	No:	1,974

Reporting Information:

First PIR Received:	5/21/2003
Last PIR Received:	12/31/2003
Revised Reports:	115
Number of Data Exceptions Made:	2,436
Reports Returned for Correction:	86
Received On Time:	2,097
Received Late:	536
PIR Submission By:	
Email:	2,369
Web:	10
Fax:	16
Disk:	218
Paper:	16
Other:	4

Appendix G

**Grant Application to Continue a Head Start or
Early Head Start Program
Administration for Children and Families
Department of Health and Human Services**

I. General Instructions

A. Introduction

The Administration for Children and Families (ACF) will make annual grant awards for 12-month periods to Head Start and Early Head Start grantees on a three-year grant application cycle. Applicants must submit a full project description, a budget, and a budget narrative in the first year of each three-year grant cycle. Applicants shall submit an **abbreviated project description, a budget and budget narrative in each of the subsequent two years**. Separate budgets must be completed for Early Head Start grants and Head Start grants even if funds are to be awarded in a single grant document.

B. Due Dates for the Submission of Applications

Applications should be submitted to ACF no later than 90 days prior to the end of the grant period. An original application and two copies should be submitted to the responsible ACF Grants Officer.

C. Content of Applications

Applicants must submit the following seven items in continuation applications for each year of the grant cycle. The Project Description and the Budget and Budget Justification must be submitted in full in the first year and the Project Description may be abbreviated in subsequent years, in accordance with the attached instructions in Part II, below.

Computer-generated facsimiles may be substituted for any of the forms in this packet. To facilitate review and processing of the application, all pages should be numbered.

1. Standard Form (SF) 424: Application for Federal Assistance

A copy of this form is attached.

Regarding the box in the upper right corner, "Applicant Identifier," insert the applicant's grant number.

Regarding Item 9, insert "Administration for Children and Families/DHHS."

Regarding Item 10, the Federal Domestic Assistance Number for the Head Start and Early Head Start Programs is 93.600.

Regarding Item 11, in addition to the title of the project, applicants should specify whether the submission is for a first-, second-, or third-year continuation or an application for supplemental funds or a request for a grant amendment.

Regarding Item 16, this program is covered under Executive Order 12372,

Intergovernmental Review of Federal Programs, and 45 CFR Part 100,

Intergovernmental Review of Department of Health and Human Services Programs and Activities. Applicants in States and jurisdictions participating in the Executive

Order process should contact their State Single Points of Contact (SPOC) as soon as possible to alert them to the prospective application and to receive any necessary instructions.

2. SF 424A, Budget Information — Non-Construction Programs

The SF 424A must be submitted for all funding requests.

In programs where there are delegate agencies, a separate must should be submitted for each delegate agency and a combined form should be submitted for the grantee with the total costs associated with delegate agencies included in the Contractual Object Class Category, Section B., line 6f.

In Section B, Budget Categories, applicants should enter proposed budget amounts for Training and Technical Assistance funds in a column separate from the column for funds for program operations.

Federal program costs should be placed in the Object Class Categories in Section B, in accordance with Part III, Instructions for the *Program Approach Form* and the Line-item Budget.

In Section C, Non-Federal Resources, applicants should enter the amount of non-Federal Resources, including cash and in-kind contributions, that will be used to support the project. Section D, Forecasted Cash Needs, and Section E, Budget Estimates of Federal Funds Needed for Balance of the Project, should be left blank.

Explanations and justifications of the amounts proposed in the SF 424A must be provided in Section A.3 of the Project Description, Budget and Budget Narrative Statement.

3. Program Approach Form and Line Item Budget Form for Head Start and Early Head Start

These forms are provided to help standardize the presentation of this information and to provide ease in presenting it. Applicants must complete these forms in accordance with Part III., Instructions for the *Program Approach Form* and Line-Item Budget for Head Start and Early Head Start.

In programs where there are delegate agencies, a separate Program Approach form must be submitted for the grantee and for each delegate agency. A separate form must be submitted for Early Head Start and Head Start.

Applicants also must fill out the Program Approach and Line-Item Budget Forms for Head Start and Early Head Start as part of their grant applications. Separate forms must be submitted for Early Head Start and Head Start. Where programs are delegate, separate *Program Approach Forms* and Line Item Budget Forms must be completed for each delegate agency.

4. Project Description and Budget Justification

Applicants must submit a Project Description based upon Part II, Instructions for Completion of a Full and Abbreviated Project Description, Budget and Budget Justification for all Head Start or Early Head Start Grant Applications.

5. Policy Council Approval

Applicants must attach documentation of Policy Council approval of the application.

6. Indirect Cost Negotiated Agreement

Applicants must submit a copy of the most recent indirect cost agreement, if applicable, negotiated between the grantee or delegate agencies and the Department of Health and Human Services, Division of Cost Allocation, or other cognizant Federal agency.

7. Certifications, Disclosures, and Assurances

Applicants must sign and submit the attached *Compendium of Required Certifications and Assurances*, which includes: SF 424B Assurances — Non-Construction Programs; Drug-Free Workplace Requirements — Grantees Other than Individuals; Certification Regarding Environmental Tobacco Smoke; Certification Regarding Debarment, Suspension, and Other Responsibility Matters; Certification Regarding Lobbying, Certification For Contracts, Grants, Loans, and Cooperative Agreements; and Certification of Head Start Administrative Costs. The compendium must be signed by a designated official of the governing body of the grantee agency.

II. General Instructions for Completion of a Full and Abbreviated Project Description, Budget and Budget Justification

All applicants must submit a Project Description, Budget, and Budget Justification based upon the following instructions:

Section A: All continuing applications. Applicants submitting applications for the first year of a three-year cycle should respond to the "Full Project Description" instructions, Applicants submitting applications for the second and third year of a three-year cycle should respond to the "Abbreviated Project Description" instructions.

Section B: Applicants requesting supplemental funds.

Section C: Applicants requesting grant amendments.

Project Descriptions should be concise and complete, but not unnecessarily lengthy.

A. Continuation Application

1. Objectives, Need for Assistance, and Geographic Area

Full Project Description

Objectives and Need for Assistance: Applicants must submit a summary of significant findings from the most recent Community Assessment. Included should be a summary of each of the six categories of information required by the Head Start regulation on Eligibility, Recruitment, Selection, Enrollment and Attendance in Head Start, 45 CFR 1305.3(b):

- The demographic make-up of Head Start eligible children, including number, location, and ethnic and racial composition.
- Other child development programs serving Head Start eligible children.
- The estimated number of children with disabilities.
- Data regarding the education, health, nutrition and social service needs of Head Start eligible children.
- The education, health, nutrition and social services needs of Head Start eligible children, as defined by their families and community institutions.
- Resources available in the community.

Applicants should explain how the findings of the Community Assessment were used to help reach decisions in the six areas listed in 45 CFR 1305.3(c):

- Determine the program's philosophy and long-range and short-range program objective.
- Determine the type of services and program option or options to be provided.
- Determine the recruitment area of the program.

- If applicable, determine the recruitment areas of delegate agencies.
- Determine the locations of centers and home-based programs.
- Set the criteria that define the types of children and families that will be given priority for recruitment and selection.

Geographic Area: Applicants must identify their proposed service area and define it by county or sub-county areas, such as a municipality, town or census tract, neighborhoods or streets, or a Federally recognized Indian reservation. Maps or other graphic aids may be attached.

Abbreviated Project Description

Objectives, Need for Assistance and Geographic Area: Applicants must provide a summary of any significant changes in the information in the Community Assessment determined during the annual review of the Community Assessment including changes in the service area. The applicant must describe any proposed changes in the program that have resulted from a reconsideration of the decisions described in the six areas listed in 45 CFR 1305.3(c).

If there are no major changes, this should be stated in the application. No additional information is necessary.

2. Program Approach and Results or Benefits Expected

Full Project Description

Program Approach: Applicants must provide information regarding both their program's long-range goals and the objectives to be accomplished during the three-year period. Goals and objectives must relate to the findings of the Community Assessment, be consistent with the philosophy of Head Start, and reflect the findings of the program's annual self-assessment.

Applicants must fill out the *Program Approach Form*, explained below in Section II, which specifies the kinds of Head Start services which will be provided.

Applicants must describe how they are going to deliver high quality services to children and families in all areas of service and program management defined by the Head Start Program Performance Standards (45 CFR Part 1304) and the Head Start Program Performance Standards on Services to Children with Disabilities (45 CFR Part 1308). Applicants must discuss how they plan to provide Early Childhood Development and Health Services, build Family and Community Partnerships and ensure effective Program Design and Management. Applicants must explain how their approach is linked to findings of the Community Assessment and the program's long-term and short-term goals. Full written plans for implementing services should not be submitted.

Applicants must provide information on progress made in meeting program requirements and plans for improving the management and delivery of services.

Specific needs for improvement identified through self-assessments, monitoring reports, cost analysis data, Program Information Report data, audits, fiscal reports and correspondence from the Regional Office should be discussed.

Results or Benefit Expected: Applicants must provide a brief summary of the results and benefits which are expected in meeting the goals and objectives of the program during the following three-year period.

Abbreviated Project Description

Program Approach: Applicants must provide information regarding changes to the local long-range goals and shorter-term program objectives to be accomplished during the three-year cycle. If there are no changes to the program goals and objectives, this should be stated in the application. No additional information is required.

If major changes from the previous year's program are proposed, applicants must submit information to explain and justify the proposed changes. Major changes are the addition or discontinuance of a program option, addition or discontinuance of a delegate agency, reductions in total funded enrollment, and changes in the structure of Head Start/Early Head Start coordinating/management staff positions.

If no major changes are being proposed, this should be stated in the application. No additional information is required.

Results or Benefit Expected: Applicants must provide a summary of results and benefits which have been realized in meeting the goals and objectives of their program in implementing major activities established for the previous program year.

3. Budget and Budget Justification

Full Project Description

Applicants should complete the Line-Item Budget for Head Start and Early Head Start which provides detail for each object class on the SF 424A. Applicants also must provide a narrative budget justification which that explains the necessity, reasonableness, and allocability of proposed costs. The budget justification should relate the proposed budget to the activities indicated in the Program Narrative.

Applicants must provide itemized lists of equipment purchases and contracts and a brief explanation of travel costs and of non-Federal resources used to meet the non-Federal match requirement. The budget narrative discussion should make reference to these lists, and should provide narrative discussion of any items that merit further explanation.

Applicants also should explain and justify any proposed renovations or construction, and any "other" direct costs (in object class (h) of the Line-Item Budget). The

budget narrative should explain any situation or special programming that makes the data on the *Program Approach Form* and Line-Item Budget unusual. Information must be provided regarding the source and amount of cash and other resources that will be used to support the project in addition to the Federal funds requested and the required non-Federal match. In instances where the Head Start program delivers services in cooperation with other child development and child care programs, such as State-funded preschool or child care, applicants should describe how coordination will be managed from a budgetary perspective, addressing such areas as shared staff, facilities, and equipment.

Abbreviated Project Description

Applicants must submit the Line-Item Budget for Head Start and Early Head Start and a budget justification annually.

B. Application for Supplemental Funds

For supplemental assistance requests, applicants must explain the reason for the request and justify the need for additional funding. Applicants must indicate whether the request is for a permanent funding increase or if the request is for one-time funds. An SF 424 and 424A form, including evidence of Policy Council approval of the request, also must be submitted. The budget and budget justification should include only those items for which additional funds are requested.

C. Application for Grant Amendment

Applicants wanting to make a major program change within the course of a grant year with no significant increase or decrease in funding must make a request for a grant amendment and secure written approval from the appropriate ACF grant office prior to making the change. Major changes include but are not limited to discontinuance of a delegate agency, reductions in total funded enrollment, and changes in the structure of Head Start/Early Head Start management staff positions.

Except for changes requiring prior approval, grantees do not need to submit grant amendments when transferring funds between and among the object class categories within the total approved budget of the project, provided funds are used for allowable program costs.

III. Instructions for the *Program Approach Form* and the *Line-Item Budget for Head Start and Early Head Start*

Grantees with delegate agencies should submit a separate *Program Approach Form* and a separate Line-Item Budget for each delegate agency and for the grantee agency. Grantees should enter their official grant number and, if appropriate, the official delegate identification number on each page of the Program Design and Line-Item Budget forms

The *Program Approach Form* for Head Start and Early Head Start consists of two parts; a Summary of Program Design and a Program Schedule, and is self-explanatory.

For the Line-Item Budget for Head Start and Early Head Start, the line items (or rows) are organized into the same budget categories as in the Object Class Categories in Section B of the SF 424A:

- (a) Personnel (b) Fringe Benefits (c) Travel (d) Equipment (e) Supplies (f) Contractual (g) Construction (h) Other (i) Total Direct Charges and (j) Indirect Charges.

Note that on the SF 424A submitted for the grantee's entire program, the costs associated with delegate agencies are to be included in the Contractual Object Class Category.

On the Line-Budget form:

- Enter the budgeted HS/EHS costs for program operations in the first column
- Enter the budgeted HS/EHS costs for Training and Technical Assistance (known as Program Account 20) in the second column.
- Enter the value of all budgeted non-Federal contributions (cash and in-kind contributions, including volunteers) in the third column.
- Identify the number of staff proposed for personnel line items.

The sum of all grantee and delegate agency costs reported in these columns must equal the amounts specified in SF 424A of the grant application.

The Paperwork Reduction Act of 1995 (Public Law 104-13) Public reporting burden for this collection of information is estimated to average 33 hours per response, including the time for reviewing instructions, gathering and maintaining the data needed and reviewing the collection information. The project description is approved under the Office of Management and Budget (OMB) control number 0970-0207 which expires 4/30/2003. An agency may not conduct or sponsor, and a person is not required to respond to, a collection of information unless it displays a currently valid OMB control number.

I. Enrollment by Program Option

This section should be filled out and submitted for each grantee and delegate agency.

<p>1. Funded child enrollment by program option¹:</p> <p style="margin-left: 20px;">Center-based enrollment _____</p> <p style="margin-left: 20px;">Home-based enrollment _____</p> <p style="margin-left: 20px;">Combination option enrollment _____</p> <p style="margin-left: 20px;">Family child care enrollment _____</p> <p style="margin-left: 20px;">Other option enrollment _____</p> <p style="margin-left: 20px;">Total Child Enrollment _____</p>	<p>2. Number of pregnant women enrolled for EHS: _____</p>
--	--

II. Program Schedule

This section should be filled out for each group of children served for different hours of service each year.

Complete #1-3 for all groups of children	1	2	3	4	5
1. Program schedule number					
2. Program option identification					
3. Funded enrollment					
Complete #4-9 for center-based, family child care, combination, and other options					
4a. Number of classes/groups/family child care settings					
4b. Double session, enter D					
5. Number of hours of classes/groups/FCC settings per child, per day					
6. Number of days of classes/groups/FCC settings per child, per week					
7. Number of days of classes/groups/FCC settings per child, per year					
8. Number of home visits per child, per year					
9. Number of hours per home visit					
Complete #10-13 for home-based options					
10. Number of home visits per child, per year					
11. Number of hours per home-based socialization experience					
12. Number of hours per home-based socialization experience					
13. Number of home-based socialization experiences per child, per year					
Notes: Item 1: If more than 5 different schedules, photocopy form and write in 6, 7, 8, etc. Item 2: Identify each program schedule as center-based (CB), home-based (HB), combination program (CO), family child care (FC), or other program option (OT). For combination options (CO and other options (OT)), the items on the form that more appropriately describe the services provided by these options should be filled out					

¹Funded enrollment by program option must equal the total number of children supported through the budget contained on the SF 424A and the Line-Item Budget.

Position	HS/EHS Cost for Program Operations	HS/EHS Cost for Training & Technical Assistance	Non-Federal Share (Cash and in-kind)	Number of People Employed
a. PERSONNEL (Object class 6a)				
Child Health and Developmental Services Personnel				
1. Program Managers & Content Area Experts				
2. Teachers/Infant Toddler Teachers				
3. Family Child Care Personnel				
4. Home Visitors				

1. Teacher Aides & Other Education Personnel				
2. Health/Mental Health Services Personnel				
3. Disabilities Services Personnel				
4. Nutrition Services Personnel				
5. Other Child Services Personnel				

- a1. Include program managers, supervisors, and content experts in child development, health, mental health, nutrition, and disabilities services. Include home-based and family child care supervisors.
- a2. Include all teachers, including infant and toddler teachers.
- a3. Include family child care staff, if they are agency employees. If providers are not agency employees, enter costs under item (f)(6) or (h)(10).
- a6. Include nurses, health services aides, speech therapists, mental health staff and other health services personnel.
- a8. Include nutritionists, cooks, and other food services staff.
- a9. Include any personnel that provide services to children that cannot be reported in any other category.

Position	HS/EHS Cost for Program Operations	HS/EHS Cost for Training & Technical Assistance	Non-Federal Share (Cash and in-kind)	Number of People Employed
Family and Community Partnerships Personnel				
10. Program Managers & Content Area Experts				
11. Other Family & Community Partnerships Personnel				
Program Design and Management Personnel				
12. Managers				
13. Staff Development				
14. Clerical Personnel				
15. Fiscal Personnel				
16. Other Program Design Personnel				
Other Personnel				
17. Maintenance Personnel				
18. Transportation Personnel				
19. Other Personnel				
TOTAL PERSONNEL (6a)				

- a10. Include program managers, coordinators, supervisors, and content experts in parent involvement, social services, volunteer coordination, or other family and community partnership activities.
- a11. Include social workers, family service workers, social services aides, parent involvement aides, and other family and community partnerships staff.
- a12. Include executive directors, Head Start or Early Head Start directors, deputy or assistant directors, and other administrators.
- a13. Include staff responsible for coordinating staff development and training. (Note: Report any salaries paid by T&TA funds in the second column.)
- a19. Include any personnel that cannot be reported in any other category.

Position	HS/EHS Cost for Program Operations	HS/EHS Cost for Training & Technical Assistance	Non-Federal Share (Cash and in-kind)
b. FRINGE BENEFITS (Object Class 6b)			
1. Social Security (FICA), State Disability, Unemployment (FUTA), Workers Compensation			
2. Health/Dental/Life Insurance			
3. Retirement			
4. Other Fringe			
TOTAL FRINGE (6b)			

c. TRAVEL (Object Class 6c)			
1. Staff Out-of-Town Travel			
TOTAL TRAVEL (6c)			

d. EQUIPMENT (Object Class 6d)			
1. Office Equipment			
2. Classroom/Outdoor/Home-based/FCC			
3. Vehicle Purchase			
4. Other Equipment			
TOTAL EQUIPMENT (6d)			

c1. Enter the total costs of travel outside of the grantee service area for employees of the project, including per diem expenses. Do not include costs for consultant travel, parent travel, or local transportation. ***[A brief explanation of travel costs should be included in the budget justification.]***

d. "Equipment" means an article of tangible, non expendable, personal property having a useful life of more than one year and an acquisition cost of \$5,000, or more, per unit. Include leased equipment only if costs are \$5,000 or more per unit; costs for other leased equipment may be reported in object class (h). ***[An itemized list of equipment should be included in the budget justification.]***

d2. Includes equipment used for classrooms, group settings for infants and toddlers, family child care settings, playgrounds, home-based programs, and family and community partnerships.

--	--	--	--

<i>Position</i>	HS/EHS Cost for Program Operations	HS/EHS Cost for Training and Technical Assistance	Non-Federal Share (cash and in-kind)
e. SUPPLIES (Object Class 6e)			
1. Office Supplies			
2. Child and Family Services Supplies			
3. Food Services Supplies			
4. Other Supplies			
TOTAL SUPPLIES (6e)			

f. CONTRACTUAL (Object Class 6f)			
1. Administrative Services (e.g., Legal, Accounting)			
2. Health/Disabilities Services			
3. Food Services			
4. Child Transportation Services			
5. Training & Technical Assistance			
6. Family Child Care			
7. Delegate Agency Costs			
8. Other Contracts			
TOTAL CONTRACTUAL (6f)			

f. Enter the costs of contracts for services and goods, except those belonging in other categories, such as equipment, supplies, construction, etc. Include contracts with organizations for the provision of training or technical assistance. **Do not include payments to individuals in this category;** services of individuals (other than employees) should be reported in object class (h). Do not include service contracts; such maintenance agreements also may be reported in object class (h). ***[An itemized list of contracts should be included in the budget justification.]***

f6. Include contracts with umbrella organizations. Contracts with individuals should be included in line (h)(10).

<i>Position</i>	HS/EHS Cost for Program Operations	HS/EHS Cost for Training and Technical Assistance	Non-Federal Share (cash and in-kind)
g. CONSTRUCTION (Object Class 6g)			
1. New Construction			
2. Major Renovation			
3. Acquisition of Buildings/Modular Units			
TOTAL CONSTRUCTION (6g)			

h. OTHER (Object Class 6h)			
1. Depreciation/Use Allowance			
2. Rent			
3. Mortgage			
4. Utilities, Telephone			
5. Building & Child Liability Insurance			
6. Building Maintenance/Repair and Other Occupancy			
7. Incidental Alterations/Renovations			
8. Local Travel			
9. Nutrition Services			
10. Child Services Consultants			

h1. Enter proposed occupancy expenses. Rent may be charged only when the applicant does not own or have substantial interest in the real property. Depreciation/Use Allowances should be charged when the building is owned by or has been donated to the applicant or there is a less-than-arms-length lease agreement. See OMB Circular A-122, Cost Principles for Non-Profit Organizations or OMB Circular A-87, Cost Principles for State and Local Governments.

h8. List proposed costs associated with transporting children to and from the center, on field trips, etc. Include all costs of maintaining, repairing, operating, and insuring vehicles that transport children.

h10. If individuals who provide direct service to children are paid as consultants rather than as staff, the cost should be included in this category. Include consultants providing education and child development services, medical or dental exams, screening care, mental health services, nutrition services, speech therapy, disability services, family child care services, or other child services.

<i>Position</i>	HS/EHS Cost for Program Operations	HS/EHS Cost for Training and Technical Assistance	Non-Federal Share (cash and in-kind)
h. OTHER (Object Class 6h)			
11. Volunteers			
12. Substitutes (if not paid benefits)			
13. Parent Services			
14. Accounting & Legal Services			
15. Publications/Advertising/Printing			
16. Training or Staff Development			
17. Other			
TOTAL OTHER (6h)			
i. TOTAL DIRECT CHARGES Sum of Line 6a-6h			
j. INDIRECT COSTS Enter Costs Not Reflected in i above			
k. TOTALS ALL BUDGET CATEGORIES			

h11. Enter the in-kind value of volunteers (parents or others) who participate in program activities in the non-Federal share column.

h13. Include parent activities, parent local and out-of-town travel, and other parent services.

<p>The Federal and non-Federal costs proposed in the SF 424A and the Line-Item Budget are the costs that, when agreed upon, will be included in the Head Start grant award. There may be other cash or in-kind resources that are necessary to support the services that will be provided to Head Start children and their families. Applicants are asked to explain these resources in Part 3 of the <i>Budget and Budget Justification</i>. The value of these resources should be shown below. (Resources that the applicant uses to serve children who are not enrolled in Head Start should not be included.)</p>	<i>Value</i>
---	---------------------

Federal Funding		
1.	Federal Child Development and Child Care funds	_____
2.	USDA Funds for Nutrition Services	_____
3.	Other Federal Funding (_____)	_____
State Funding		
4.	State Preschool Programs	_____
5.	Other State Funding (_____)	_____
Local Government Funding		
6.	School District Funding	_____
7.	Other Local Government Funding (_____)	_____
Other Funding		
8.	Tribal Government Funding	_____
9.	Fund-raising Activities	_____
	Other (_____)	_____
TOTAL		_____

U.S. Department of Health and Human Services Compendium of Required Certifications and Assurances

SF 424B

ASSURANCES — NON-CONSTRUCTION PROGRAMS

Note: Certain of these assurances may not be applicable to your project or program. If you have questions, please contact the awarding agency. Further, certain Federal awarding agencies may require applicants to certify to additional assurances. If such is the case, you will be notified.

2. *Will give the awarding agency, the Comptroller General of the United States, and if appropriate, the State, through any authorized representative, access to and the right to examine all records, books, papers, or documents related to the award; and will establish a proper accounting system in accordance with generally accepted accounting standards or agency directives.*
3. *Will establish safeguards to prohibit employees from using their positions for a purpose that constitutes or presents the appearance of personal or organizational conflict of interest, or personal gain.*
4. *Will initiate and complete the work within the applicable time frame after receipt of approval of the awarding agency.*
5. *Will comply with the Intergovernmental Personnel Act of 1970 (42 U.S.C. 4278-4763) relating to prescribed standards for merit systems for programs funded under one of the nineteen statutes or regulations specified in Appendix A of OPM's Standards for a Merit System of Personnel Administration (5 CFR 900, Subpart F).*
6. *Will comply with all Federal statutes relating to non-discrimination. These include but are not limited to: (a) Title VI of the Civil Rights Act of 1964 (P.L. 88-352) which prohibits discrimination on the bases of race, color or national origin; (b) Title IX of the Education Amendments of 1972, as amended (20 U.S.C. 1681-1683, and 1685-1686), which prohibits discrimination on the basis of sex; (c) Section 504 of the Rehabilitation Act of 1973, as amended (29 U.S.C. 794), which prohibits discrimination on the basis of handicaps; (d) the Age Discrimination Act of 1975, as amended (42 U.S.C. 6101-6107), which prohibits discrimination on the basis of age; (e) the Drug Abuse Office and Treatment Act of 1972 (P.L. 92-255), as amended, relating to non-discrimination on the basis of drug abuse; (f) the Comprehensive Alcohol Abuse and Alcoholism Prevention, Treatment and Rehabilitation Act of 1970 (P.L. 91-616), as amended, relating to non-discrimination on the bases of alcohol abuse or alcoholism; (g) 523 and 527 of the Public Health Service Act of 1912 (42 U.S.C. 290 dd-3 and 290 ee-3), as amended, relating to confidentiality of the alcohol and drug abuse patient records; (h) Title VII of the Civil Rights Act of 1968 (42 U.S.C. 3601 et seq.), as amended, relating to non-discrimination in the sale, rental or financing of housing; (i) any other non-discrimination provisions in the specific statute(s) under which application for Federal assistance is being made; and (j) the requirements of any other non-discrimination statute(s) which may apply to the application.*
7. *Will comply, or has already complies, with the requirements of Titles II and III of the Uniform Relocation Assistance and Real Property Acquisition Policies Act of 1970 (P.L. 91-646) which provide for fair and equitable treatment of persons displaced or whose property is acquired as a result of Federal or Federally assisted programs. These requirements apply to all interests in real property acquired for project purposes regardless of Federal participation in purchases.*

8. *Will comply with the provisions of the Hatch Act (5 U.S.C. 1501-1508 and 7324-7328) which limit the political activities of employees whose principal employment activities are funded in whole or in part with Federal funds.*
9. *Will comply, as applicable, with the provisions of the Davis-Bacon Act (40 U.S.C. 276a to 276a-7), the Copeland Act (40 U.S.C. 276c and 18 U.S.C. 874), and the Contract Work Hours and Safety Standards Act (40 U.S.C. 327-333), regarding labor standards for Federally assisted construction subagreements.*
10. *Will comply, if applicable, with flood insurance purchase requirements of Section 102(a) of the Flood Disaster Protection Act of 1973 (P.L. 93-234) which requires recipients in a special flood hazard area to participate in the program and to purchase flood insurance if the total cost of insurable construction and acquisition is \$10,000 or more.*
11. *Will comply with environmental standards which may be prescribed pursuant to the following: (a) institution of environmental quality control measures under the National Environmental Policy Act of 1969 (P.L. 91-190) and Executive Order (EO) 11514; (b) notification of violating facilities pursuant to EO 11738; (c) protection of wetlands pursuant to EO 11990; (d) evaluation of flood hazards in floodplains in accordance with EO 11988; (e) assurance of project consistency with the approved State management program developed under the Coastal Zone Management Act of 1972 (16 U.S.C. 1451 et seq.); (f) conformity of Federal actions to State (Clear Air) Implementation Plans under Section 176(c) of the Clear Air Act of 1955, as amended (42 U.S.C. 7401 et seq.); (g) protection of underground sources of drinking water under the Safe Drinking Water Act of 1974, as amended, (P.L. 93-523); and (h) protection of endangered species under the Endangered Species Act of 1973, as amended, (P.L. 93-205)*
12. *Will comply with the Wild and Scenic Rivers Act of 1968 (16 U.S.C. 1271 et seq.) related to protecting components or potential components of the national wild and scenic rivers system.*
13. *Will assist the awarding agency in assuring compliance with Section 106 of the National Historic Preservation Act of 1966, as amended (16 U.S.C. 470), EO 11593 (identification and protection of historic properties), and the Archaeological and Historic Preservation Act of 1974 (16 U.S.C. 469a-1 et seq.).*
14. *Will comply with P.L. 93-348 regarding the protection of human subjects involved in research, development, and related activities supported by this award of assistance.*
15. *Will comply with the Laboratory Animal Welfare Act of 1966 (P.L. 89-544, as amended, 7 U.S.C. 2131 et seq.) pertaining to the care, handling, and treatment of warm blooded animals held for research, teaching, or other activities supported by this award of assistance.*
16. *Will comply with the Lead-Based Paint Poisoning Prevention Act (42 U.S.C. 4801 et seq.) which prohibits the use of lead based paint in the construction or rehabilitation of residence structures.*

17. Will cause to be performed the required financial and compliance audits in accordance with the single Audit Act of 1984.
18. Will comply with all applicable requirements of all other Federal laws, executive orders, regulations and policies governing this program.

Drug-Free Workplace Requirements Grantees Other Than Individuals

By signing and/or submitting this application or grant agreement, the grantee is providing the certification set out below.

This certification is required by regulations implementing the Drug-Free Workplace Act of 1988, 45 CFR, Part 76, Subpart F. The regulations published in the January 31, 1989 Federal Register, require certification by grantees that they will maintain a drug-free workplace. The certification set out below is a material representation of fact upon which reliance will be placed when HHS determines to award the grant. False certification or violation of the certification shall be grounds for suspension of payments, suspension or termination of grants, or government-wide suspension or debarment.

Workplaces under grants, for grantees other than individuals, need not be identified on the certification. If known, they may be identified in the grant application. If the grantee does not identify the workplaces at the time of application, or upon award, if there is no application, the grantee must keep the identity of the workplace(s) on file in its office and make the information available for Federal inspection. Failure to identify all known workplaces constitutes a violation of the grantee's drug-free workplace requirements.

Workplace identifications must include the actual address of buildings (or parts of building) or other sites where work under the grant takes place. Categorical descriptions may be used (e.g. all vehicles of a mass transit authority of State highway department while in operation, State employees in each local unemployment office, performers in concert halls or radio studios).

If the workplace identified to HHS changes during the performance of the grant, the grantee shall inform the agency of the change(s), it previously identified the workplaces in question (see above).

Definitions of terms in the Nonprocurement Suspension and Debarment common rule and Drug-Free Workplace common rule apply to this certification. Grantees' attention is called, in particular, to the following definitions from these rules:

"Controlled substance" means a controlled substance in Schedules I through V of the Controlled Substances Act (21 USC 812) and as further defined by regulations (21 CFR, 1308.11 through 1308.15).

"Conviction" means a finding of guilt (including a plea of nolo contendere) or imposition of sentence, or both, by any judicial body charged with the responsibility to determine violations of the Federal or State criminal drug statutes; "Criminal drug statute" means a Federal or non-Federal criminal statute involving the manufacture, distribution, dispensing use, or possession of any controlled substance;

"Employee" means the employee of a grantee directly engaged in the performance of work under a grant including: (i) All "direct charge" employees; (ii) all "indirect charge" employees unless their impact of involvement is insignificant to the performance of the grant; and (iii) temporary personnel and consultants who are directly engaged in the performance of work under the grant and who are on the grantee's payroll. This definition does not include workers not on the payroll of the grantee (e.g., volunteers, even if used to meet a matching requirement; consultants or independent contractors not on the grantee's payroll; or employees of subrecipients or subcontractors in covered workplaces).

The grantee certifies that it will provide a drug-free workplace by:

- a) *Publishing a statement notifying employees that the unlawful manufacture, distribution, dispensing, possession or use of a controlled substance is prohibited in the grantee's workplace and specifying the actions that will be taken against employees for violation of such prohibition;*
- b) *Establishing a drug-free awareness program to inform employees about:*
 - (1) *The dangers of drug abuse in the workplace;*
 - (2) *The grantee's policy of maintaining a drug-free workplace;*
 - (3) *Any available drug counseling, rehabilitation, employee assistance programs; and*
 - (4) *The penalties that may be imposed upon employees for drug abuse violations occurring in the workplace;*
- c) *Making it a requirement that each employee to be engaged in the performance of the grant be given a copy of the statement required by paragraph (a);*
- d) *Notifying the employee in the statement required by paragraph (a) that as a condition of employment under the grant, the employee will:*
 - (1) *Abide by the terms of the statement; and*
 - (2) *Notify the employer of any criminal drug statute conviction for a violation occurring in the workplace no later than five days after such conviction;*
- e) *Notifying the agency in writing within ten days after receiving notice under subparagraph (d)(2), from an employee or otherwise receiving actual notice of such conviction. Employers of convicted employees must provide notice, including position title, to every grant officer or other designee on whose grant the convicted employee was working, unless the Federal agency has designated a central point for the receipt of such notices. Notice shall include the identification number(s) of each affected grant;*
- f) *Taking one of the following actions within 30 days of receiving notice under subparagraph (d)(2), with respect to any employee who is so convicted:*
 - (1) *Taking appropriate personnel action against such an employee, up to and including termination, consistent with the requirements of the Rehabilitation Act of 1973, as amended; or*
 - (2) *Requiring such employee to participate satisfactorily in a drug abuse assistance or rehabilitation program approved for such purposes by a Federal, State, or local health, law enforcement, or other appropriate agency.*
- g) *Making a good faith effort to continue to maintain a drug-free workplace through implementation of paragraphs (a) through (f).*

Certification Regarding Environmental Tobacco Smoke

Public Law 103-227, also known as the Pro-Children Act of 1994 (Act), requires that smoking not be permitted in any portion of any indoor facility owned or leased or contracted for by an entity and used routinely or regularly for the provision of health, day care, early childhood development services, education or library services to children under the age of 18, if the services are funded by Federal program either directly or through State or local governments, by Federal grant, contract, loan, or loan guarantee. The law also applies to children's services that are provided in indoor facilities that are constructed, operated, or maintained with such Federal funds. The law does not apply to children's services provided in private residences; portions of facilities used for inpatient drug or alcohol treatment; service providers whose sole source of applicable Federal funds in medicare or medicaid; or facilities where WIC coupons are redeemed. Failure to comply with the provisions of the law may result in the

imposition of a civil monetary penalty of up to \$1,000 for each violation and/or the imposition of an administrative compliance order on the responsible entity.

By signing this certification, the offeror/contractor (for acquisitions) or applicant/grantee (for grants) certifies that the submitting organization will comply with the requirements of the Act and will not allow smoking within any portion of any indoor facility used for the provision of services for children as defined by the Act.

The submitting organization agrees that it will require that the language of this certification be included in any subawards which subrecipients shall certify accordingly.

Certification Regarding Debarment, Suspension and Other Responsibility Matters — Primary Covered Transactions

By signing and submitting this proposal, the applicant, defined as the primary participant in accordance with 45 CFR Part 76 certifies to the best of his or her knowledge and believe that it and its principals:

- (a) are not presently debarred, suspended, proposed for debarment, declared ineligible or voluntarily excluded from covered transaction by any Federal Department or agency;*
- (b) have not within a 3-year period preceding this proposal been convicted or had a civil judgment rendered against them for commission of fraud or a criminal offense in connection with obtaining, attempting to obtain, or performing a public (Federal, State or local) transaction or contract under a public transaction: violation of Federal or State antitrust statutes or commission of embezzlement, theft, forgery, bribery, falsification or destruction of records, making false statement, or receiving stolen property;*
- (c) are not presently indicted or otherwise criminally or civilly charged by a governmental entity (Federal, State or local) with commission of any of the offenses enumerated in paragraph (1) (b) of this certification; and*
- (d) have not within a 3-year period preceding this application/proposal had one or more public transaction (Federal, State or local) terminated for cause or default.*

The inability of a person to provide the certification required above will not necessarily result in denial of participation in this covered transaction. If necessary, the prospective participant shall submit an explanation of why it cannot provide the certification. The Department of Health and Human Services' (HHS) determination whether to enter into this transaction. However, failure of the prospective primary participant to furnish a certification or an explanation shall disqualify such person from participation in this transaction.

The prospective primary participant agrees that by submitting this proposal, it will include the clause entitled "Certification Regarding Debarment, Suspension, Ineligibility and Voluntary Exclusion - Lower Tier Covered Transactions," provided below without modification in all lower tier covered transactions.

Certification Regarding Debarment, Suspension, Ineligibility and Voluntary Exclusion — Lower Tier Covered Transactions (To Be Supplied to Lower Tier Participants)

By signing and submitting this lower tier proposal, the prospective lower tier participant, as defined in 45 CFR, Part 76, certifies to the best of its knowledge and belief that it and its principals:

- (a) are not presently debarred, suspended, proposed for debarment, declared ineligible, or voluntarily excluded from participation in this transaction by any Federal department or agency.*
- (b) where the prospective lower tier participant is unable to certify to any of the above, such prospective participant shall attach an explanation to this proposal.*

The prospective lower tier participant further agrees by submitting this proposal that it will include this clause entitled "Certification Regarding Debarment, Suspension, Ineligibility and Voluntary Exclusion - Lower Tier Covered Transactions," without modification in all lower tier covered transactions and in all solicitations for lower tier covered transactions.

Certification Regarding Lobbying for Contracts, Grants, Loans and Cooperative Agreements

The undersigned certifies to the best of his or her knowledge and belief, that:

- (1) No Federal appropriate funds have been paid or will be paid, by or on behalf of the undersigned, to any person for influencing or attempting to influence an officer or employee of any agency, a member of congress, an officer or employee of congress, or an employee of a member of congress in connection with the awarding of any Federal contract, the making of any Federal grant, the making of any Federal loan, the entering into of any cooperative agreement, and the extension, continuation, renewal, amendment or modification of any Federal contract, grant, loan, or cooperative agreement.*
- (2) If any funds other than Federal appropriated funds have been paid or will be paid to any person influencing or attempting to influence an officer or employee or an agency, a member of congress, an officer or employee of congress, or an employee of a member of congress in connection with this Federal contract, grant, loan or cooperative agreement, the undersigned shall complete and submit Standard Form LLL, "Disclosure Form to Report Lobbying," in accordance with its instructions.*
- (3) The undersigned shall require that the language of this certification be included in the award documents for all subawards at all tiers (including subcontracts, subgrants, and contracts under grants, loans, and cooperative agreements) and that all subrecipients shall certify and disclose accordingly.*

This certification is a material representation of fact upon which reliance was placed when this transaction was made or entered into. Submission of this certification is a prerequisite for making or entering into this transaction imposed by section 1352, title 31, U.S. Code. Any person who fails to file the required certification shall be subject to a civil penalty of not less than \$10,000 and not more than \$100,000 for each such failure.

I hereby agree to the above certifications and assurances.

Signature of Certifying Official

Date

Title

Applicant Organization

Appendix H

**FISCAL YEAR – 2003
Head Start Fact Sheets**

Head Start Program Fact Sheet

FISCAL YEAR 2003

	<i>FY 2003 Actual</i>	<i>FY 2004 Appropriations</i>
Local Head Start Projects		
Projects in States and Territories.....	\$6,007,430,821	\$6,104,657,000
American Indian-Alaska Native and Migrant Programs	\$ 443,613,179	\$ 451,019,000
Subtotal	\$6,451,044,000	\$6,555,676,000
Support Activities		
Training and Technical Assistance.....	\$ 169,688,000	\$172,371,000
Research, Demonstration and Evaluation	\$ 20,000,000	\$20,000,000
Monitoring/Program Review.....	\$ 26,051,000	\$ 26,801,000
Subtotal.....	\$ 215,739,000	\$ 219,172,000
TOTAL.....	\$ 6,666,783,000	\$6,774,848,000

ADMINISTRATION ON CHILDREN, YOUTH AND FAMILIES

**Head Start Bureau
330 C Street, S.W.
Washington, D.C. 20447**



February, 2004

Head Start Facts

The Head Start program is administered by the Head Start Bureau, the Administration on Children, Youth and Families (ACYF), Administration for Children and Families (ACF), Department of Health and Human Services (DHHS).

Grants are awarded by the ACF Regional Offices and the Head Start Bureau's American Indian-Alaska Native and Migrant Program Branches directly to local public agencies, private non-profit and for-profit organizations, Indian Tribes and school systems for the purpose of operating Head Start programs at the community level.

FY-2003 Program Statistics

ENROLLMENT 909,608

Ages:

Number of 5 year olds and older	5 %
Number of 4 year olds	53 %
Number of 3 year olds	34 %
Number under 3 years of age	8 %

Racial/Ethnic Composition

American Indian-Alaskan Native	3.2%
Hispanic/Latino	30.6%
Black/African American	31.5%
White	27.6%
Asian	1.8%
Hawaiian/Pacific Islander	1.1%
Multi-Racial/Other	4.2%

NUMBER OF GRANTEES	1,670	
Number of Classrooms		47,000
Number of Centers		19,200
AVERAGE COST PER CHILD	\$7,092	
PAID STAFF	206,000	
VOLUNTEERS	1,372,000	

During the 2002-2003 Head Start Program Year:

- 12.5 percent of the Head Start enrollment consisted of children with disabilities, (mental retardation, health impairments, visual handicaps, hearing impairments, emotional disturbance, speech and language impairments, orthopedic handicaps and learning disabilities).
- More than 47,000 children participated in home-based Head Start program services.
- 28 percent of Head Start program staff members were parents of current or former Head Start children. Over 880,000 parents volunteered in their local Head Start program.
- 89 percent of Head Start children had health insurance. 83 percent of those with health insurance were enrolled in the Medicaid/Early and Periodic Screening, Diagnosis and Treatment (EPSDT) program or a state sponsored child health insurance program.
- The 1994 reauthorization of the Head Start Act established a new Early Head Start program for low-income families with infants and toddlers. In FY 2003, nearly \$667 million was used to support more than 650 programs to provide Early Head Start child development and family support services in all 50 states and in the District of Columbia and Puerto Rico. These programs served nearly 62,000 children under the age of three.
- More than 133,000 Head Start fathers participated in organized regularly scheduled activities designed to involve them in Head Start and Early Head Start programs.
- 115 Head Start and Early Head Start Programs were sponsored by faith-based organizations.

FY 2003 Head Start Program State Allocations and Enrollment

STATE	Funding \$	Enrollment	STATE	Funding \$	Enrollment
Alabama	103,588,331	16,509	New Jersey	126,711,091	15,099
Alaska	12,126,424	1,817	New Mexico	50,852,224	7,651
Arizona	100,173,750	13,215	New York	422,349,645	49,473
Arkansas	62,645,003	10,915	North Carolina	137,403,001	19,125
California	811,486,631	98,767	North Dakota	16,696,830	2,357
Colorado	66,427,807	9,843	Ohio	239,770,120	38,017
Connecticut	50,604,341	7,129	Oklahoma	78,783,942	13,474
Delaware	12,536,909	2,214	Oregon	57,703,995	9,052
Dist of Columbia	24,407,526	3,403	Pennsylvania	222,603,242	30,908
Florida	255,501,245	35,350	Rhode Island	21,445,541	3,150
Georgia	163,757,113	23,400	South Carolina	80,222,592	12,248
Hawaii	22,248,160	3,063	South Dakota	18,301,095	2,827
Idaho	21,819,720	2,939	Tennessee	116,071,781	16,473
Illinois	263,047,115	39,640	Texas	465,421,856	67,764
Indiana	93,523,057	14,148	Utah	36,709,468	5,527
Iowa	50,108,568	7,717	Vermont	13,182,631	1,573
Kansas	49,503,208	7,924	Virginia	96,213,748	13,768
Kentucky	104,828,778	16,091	Washington	98,022,295	11,001
Louisiana	141,891,707	22,108	West Virginia	49,227,458	7,650
Maine	26,990,760	3,970	Wisconsin	88,082,140	13,515
Maryland	75,851,238	10,235	Wyoming	12,027,897	1,803
Massachusetts	105,475,665	12,981	Indian Tribes	183,412,092	23,802
Michigan	228,044,810	35,099	Migrant Program	260,201,087	33,609
Minnesota	70,369,154	10,332			
Mississippi	157,164,747	26,762	Outer Pacific	15,128,452	6,209
			Puerto Rico	243,016,007	36,687

Missouri	115,662,551	17,573	Virgin Islands	9,992,265	1,161
Montana	20,365,406	2,952			
Nebraska	35,008,457	5,203			
Nevada	23,315,025	2,754			
New Hampshire	13,018,299	1,632			

HEAD START ENROLLMENT HISTORY

FISCAL YEAR	ENROLLMENT	APPROPRIATION
1965 (summer only)	561,000	\$ 96,400,000
1966	733,000	198,900,000
1967	681,400	349,200,000
1968	693,900	316,200,000
1969	663,600	333,900,000
1970	477,400	325,700,000
1971	397,500	360,000,000
1972	379,000	376,300,000
1973	379,000	400,700,000
1974	352,800	403,900,000
1975	349,000	403,900,000
1976	349,000	441,000,000
1977	333,000	475,000,000
FISCAL YEAR	ENROLLMENT	APPROPRIATION
1978	391,400	625,000,000
1979	387,500	680,000,000
1980	376,300	735,000,000
1981	387,300	818,700,000
1982	395,800	911,700,000
1983	414,950	912,000,000

1984	442,140	995,750,000
1985	452,080	1,075,059,00
1986	451,732	1,040,315,000
1987	446,523	1,130,542,000
1988	448,464	1,206,324,000
1989	450,970	1,235,000,000
1990	540,930	1,552,000,000
1991	583,471	1,951,800,000
1992	621,078	2,201,800,000
FISCAL YEAR	ENROLLMENT	APPROPRIATION
1993	713,903	2,776,286,000
1994	740,493	3,325,728,000
1995	750,696	3,534,128,000
1996	752,077	3,569,329,000
1997	793,809	3,980,546,000
1998	822,316	4,347,433,000
1999	826,016	4,658,151,448
2000	857,664	5,267,000,000
2001	905,235	6,200,000,000
2002	912,345	6,536,570,000
2003	909,608	6,667,533,000

During 2003 some programs experienced a reduction in enrollment and used the freed up funds to address issues related to enhancing quality or achieving program compliance.

The Head Start program has enrolled more than 22 million children since it began in 1965

Appendix I

Federal Register Notice of the Biennial Report

NOTICES

DEPARTMENT OF HEALTH AND HUMAN SERVICES

Administration for Children and Families

Notice of Availability of the Biennial Report of Congress on the Status of Children in Head Start Programs

AGENCY: Administration on Children, Youth and Families (ACYF)
Administration for Children and Families (ACF), Department of Health and Human Services

ACTION: Notice

SUMMARY: The Administration for Children and Families announces publication of the Biennial Report to the Congress on the Status of Children in Head Start Programs, FY 2003. The report is mandated under Section 650 of the Head Start Act, as amended, which requires the Secretary of Health and Human Services to submit a report to the Congress at least once during every two-year period on the status of children in Head Start programs. During FY 2003 more than 909,000 children were enrolled in Head Start programs including 62,000 children in Early Head Start programs serving children between birth and three years of age.

EFFECTIVE DATE: [insert date of publication in the Federal Register].

ADDRESSES: Persons wishing to receive a copy of the Biennial Report to Congress on the Status of Children in Head Start Programs, FY 2003 may contact the Head Start Publication Center on 866-763-6481. Copies of the report may also be obtained by accessing the Head Start web site at www.headstartinfo.org.

FOR FURTHER INFORMATION CONTACT: Frank Fuentes, Acting Associate Commissioner, Head Start Bureau, Administration on Children, Youth and Families, 330 C Street S.W., Washington D.C. 20447.

SUPPLEMENTARY INFORMATION: The Head Start and Early Head Start programs are authorized under the Head Start Act (42 U.S.C. 9801 *et seq.*). It is a national program providing comprehensive developmental services to low-income

preschool children, primarily age three to age of compulsory school attendance, and their families. To help enrolled children achieve their full potential, Head Start programs provide comprehensive health, nutritional, educational, social and other services. Section 650 of the Head Start Act requires that the Secretary publish a Biennial Report of the Status of Children in Head Start Programs. The FY 2003 Biennial Report provides information about children enrolled in the program and the services they receive. During FY 2003 more than 909,000 were enrolled in Head Start programs. Head Start operated 47,000 classrooms in more than 19,000 Head Start centers at an average annual cost per child of \$7,092. Over 1,428,000 volunteers contributed their services to Head Start programs.

Joan E. Ohl, Commissioner, Administration on Children, Youth and Families

Date _____

