



FIFA U-17 Women's World Cup Azerbaijan 2012

Statistical kit

Last update: 09.07.2012



Contents

History	3
Winners at a glance	3
Final Competition - Nutshell	3
Facts you need to know about the FIFA U-17 Women's World Cup	4
First ever FIFA U-17 Women's World Cup facts	5
Trophy	6
Mascot	6
Awards	7
Stadiums since 2008	8
All-time ranking	9
Ranking by tournament	9
Most recurring matches	10
Most frequent result	10
Goals, cards, attendances: comparative statistics 2008-2010	11
Milestone Goals	12
After extra time/Penalty shoot-outs	12
Hat-tricks	12
Opening matches	12
Final matches	12
List of participating teams	13
Match Schedule	14
Team facts and figures	15
Azerbaijan (AZE)	15
Brazil (BRA)	15
Canada (CAN)	16
China PR (CHN)	16
Colombia (COL)	17
France (FRA)	17
Gambia (GAM)	18
Germany (GER)	18
Ghana (GHA)	19
Japan (JPN)	19
Korea DPR (PRK)	20
Mexico (MEX)	20
New Zealand (NZL)	21
Nigeria (NGA)	21
Uruguay (URU)	22
USA (USA)	22
Previous head to heads	23
Superlatives - teams	24
Superlatives - players	27
Superlatives – coaches	29
Superlatives –referees	30
How the teams qualified	31
Preliminary competition results	32



History

The first confederation to stage an age-group tournament for women was UEFA in 1997 with the European Women's U-19 Championship. In a move to further promote the women's game, FIFA followed suit with its own competition for young women. As was FIFA's intention, the event has encouraged member associations to develop women's football at youth level and to set up teams in younger age groups, including the U-13 and U-15 brackets. Moreover, the championship has also prompted the confederations to organise continental qualifying competitions.

Eleven years after China hosted the inaugural FIFA Women's World Cup™ in 1991, Canada provided the venue for the very first FIFA U-19 Women's World Championship, an event that brought together the world's top youth sides and proved a resounding success both on the pitch and at the turnstiles.

The tournament attracted no fewer than 295,133 spectators, an impressive average of 11,351 per game. Not surprisingly, the final drew the biggest crowd, as 47,784 fans flocked to Edmonton's Commonwealth Stadium to see the USA become the first side to claim the world youth crown.

Two years later it was Thailand's turn to stage the event in a 12-team tournament that generated an overall attendance figure of 288,324.

In 2006, the tournament was held in Russia when the age limit was raised from 19 to 20 years of age, paving the way for a new competition: the FIFA U-17 Women's World Cup, bringing women's youth football in line with its male counterparts.

The all-new women's world youth competition, the FIFA U-17 Women's World Cup, was launched in New Zealand in 2008 and was followed by Trinidad & Tobago in 2010. Sixteen teams took part in the event, open to players born after 1 January 1991.

Winners at a glance

Year	Host country	Final	Top goalscorer
2010	Trinidad & Tobago	Korea Republic – Japan, 3:3 AET (3:3, 2:2) PSO 5:4	YEO Min Ji, KOR - 8 goals
2008	New Zealand	USA – Korea DPR , 1:2 AET (1:1, 0:1)	Dzsenifer MAROZSAN, GER - 6 goals

Final Competition - Nutshell

Year	Host country	Teams	Matches	Goals	Ø	Spectators	Ø	Winners
2010	Trinidad & Tobago	16	32	125	3.91	146,156	4,567	Korea Republic
2008	New Zealand	16	32	113	3.53	207,803	6,494	Korea DPR
	TOTAL		64	238	3.72	353,959	5,531	



Facts you need to know about the FIFA U-17 Women's World Cup

1	The 2012 edition in Azerbaijan will be the third FIFA U-17 Women's World Cup. The first FIFA U-17 Women's World Cup was held in New Zealand in 2008 and the second in Trinidad & Tobago in 2010.
2	In 2012, there will be four newcomers as Azerbaijan (host), China PR, Gambia and Uruguay will all play for the first time in the FIFA U-17 Women's World Cup.
3	For the FIFA U-17 Women's World Cup in Azerbaijan there will be only two venues unlike 2010 when there were five and 2008 when there were four. There will however be more stadiums for this year's event with six compared to Trinidad & Tobago in 2010 which had five and New Zealand 2008 had one less, four.
4	All participants in the FIFA U-17 Women's World Cup 2010 were born on or after 1 January 1995.
5	Asian teams Korea DPR (2008) and Korea Republic (2010) are the only winners of the tournament.
6	Germany has won the FIFA Fair Play award two years in a row, 2008 and 2010.
7	To date 23 teams have played in the FIFA U-17 Women's World Cup. Eight teams are set to participate in all three editions: Japan, Korea DPR, Germany, Nigeria, Canada, Ghana, Brazil, New Zealand.
8	23 players have played in both a FIFA U-17 Women's World Cup and FIFA Women's World Cup™. None of these players scored in either competition.
9	The fastest goal in a FIFA Women's competition was scored in the FIFA U-17 Women's World Cup 2008 after 22 seconds by Nigeria's Soo Adegwagh in the match against Korea Republic.
10	10.5% of the total goals scored in the FIFA U-17 Women's World Cup were scored by substitutes (25 out of 238).
11	Extra time was played in the final matches of both 2008 and 2010, the latter tournament also having to go to a penalty shoot-out.
12	The result 0:0 has only occurred once in the history of the FIFA U-17 Women's World Cup in a group stage match between Canada and Denmark in 2008.
13	Only seven players have competed in both the 2008 and 2010 editions: Beatriz, Thais Guedes (Brazil), Diamond Simpson (Canada), Haruka Hamada, Yoko Tanaka (Japan), Katie Bowen (New Zealand), Ngozi Okobi (Nigeria). No one scored in both competitions.
14	The host nation teams have always been eliminated after the group stage. Before exiting the record stands as one win and two defeats. The single victory has both times been against a South American side: in 2008 New Zealand defeated Colombia 3:1 and in 2010 Trinidad & Tobago triumphed over Chile 2:1.
15	Defending champions Korea Republic, who participated in the last two editions, will be absent in this year's tournament after losing out to China PR over goal difference. It is only the second time in the history of all FIFA Women's competitions that the reigning champion will be unable to defend their title. The first time was when Norway won gold at the Women's Olympic Football Tournament in 2000 but did not qualify for the 2004 edition.



First ever FIFA U-17 Women's World Cup facts

First ever...

...Match

Date	Host City	Match	Competition	Kick-off	Match #
28.10.2008	AUCKLAND, NZL	New Zealand - Canada 0:1	FIFA U-17 WWC New Zealand 2008	19:00	1

...Goal

Date	Player	Match	Minute	Competition	Match #
28.10.2008	Rachel LAMARRE, CAN	New Zealand - Canada 0:1	53'	FIFA U-17 WWC New Zealand 2008	1

...Penalty

Date	Player	Match	Minute	Competition	Match #
30.10.2008	Pauline CRAMMER, FRA	France - Paraguay 6:2	61'	FIFA U-17 WWC New Zealand 2008	6

...Expulsion

Date	Player	Match	Minute	Competition	Match #
29.10.2008	Gabriela GUILLEN, CRC	Costa Rica - Germany 0:5	81' [2Y]	FIFA U-17 WWC New Zealand 2008	3

...Caution

Date	Player	Match	Minute	Competition	Match #
28.10.2008	Caitlin CAMPBELL (NZL)	New Zealand - Canada 0:1	61'	FIFA U-17 WWC New Zealand 2008	1

...Extra time match and Penalty shoot-out

Date	Competition	Match	Result 90', AET	Result PSO	Stage
09.11.2008	FIFA U-17 WWC New Zealand 2008	Japan - England	2:2, 2:2 AET	4:5	Quarter-final

Trophy



Height
46cm
Base
17 cm diameter
Weight
5.1 kg
Made by
Thomas Fattorini Ltd
1st made
2007

Mascot



A young, sporty and cool girl has been selected to act as the 'friendly face' of the FIFA U-17 Women's World Cup Azerbaijan 2012. She is talented, fast, smart and is therefore the perfect ambassador of the Host Country and football in general.

She will welcome all visitors to Azerbaijan, embracing them with her friendly expression and will ensure that they will live an unforgettable experience.



Awards



FIFA Fair Play

The FIFA Fair Play award is given to the team with the best record of fair play according to the points system and criteria established by the FIFA Fair Play Committee.

Year	Host country	FIFA Fair Play Award winner
2010	Trinidad & Tobago	Germany
2008	New Zealand	Germany

adidas Golden Boot

The adidas Golden Boot award goes to the top goalscorer of the FIFA U-17 Women's World Cup. Assists serve as a tiebreaker with the FIFA Technical Study Group deciding whether an assist is to be counted as such. The assists will only be counted if two or more players are equal on goals scored.

Year	Host country	adidas Golden Boot* winner	Goals scored
2010	Trinidad & Tobago	YEO Min Ji (KOR)	8 
2008	New Zealand	Dzsenifer MAROZSAN (GER)	6 

**Prior to 2010 known as the Adidas Golden Shoe*

adidas Golden Ball

The adidas Golden Ball is always awarded to the most outstanding player.

Year	Host country	adidas Golden Ball winner
2010	Trinidad & Tobago	YEO Min Ji (KOR)
2008	New Zealand	Mana IWABUCHI (JPN)

adidas Golden Glove

The adidas Golden Glove is given to the most outstanding goalkeeper of the competition, as selected by FIFA's Technical Study Group.

Year	Host country	adidas Golden Glove winner
2010	Trinidad & Tobago	Dolores GALLARDO (ESP)
2008	New Zealand	Taylor VANCIL (USA)

Stadiums since 2008

Year & host country

Cities/stadiums

2012

Baku
Baku
Baku
Baku
Baku
Lankaran

2/6

8 km Stadium
Bayil Stadium
Dalgha Arena
Shafa Stadium
Tofiq Bahramov Stadium
Lankaran City Stadium

2010 Trinidad & Tobago

Arima
Couva
Marabella
Port of Spain
Scarborough

5/5

Larry Gomes Stadium
Ato Boldon Stadium
Manny Ramjohn Stadium
Hasely Crawford Stadium
Dwight Yorke Stadium

2008 New Zealand

Auckland
Christchurch
Hamilton
Wellington

4/4

North Harbour Stadium
QE II Stadium
Waikato Stadium
Wellington Stadium

Location of 2012 tournament venues



All-time ranking

Rank	Team	MP	W	D	L	GF	GA	Pts.	Avg. Pts.	Part.	2008	2010
1	Japan	10	7	2	1	39	16	23	2.3	2	5	2
2	Korea DPR	12	7	2	3	20	11	23	1.92	2	1	4
3	Germany	10	7	1	2	38	8	22	2.2	2	3	5
4	Korea Republic	10	6	1	3	26	21	19	1.9	2	6	1
5	Spain	6	5	0	1	13	6	15	2.5	1		3
6	Nigeria	7	4	1	2	19	13	13	1.86	2	9	6
7	USA	6	3	1	2	13	10	10	1.67	1	2	
8	Canada	7	2	2	3	4	7	8	1.14	2	7	10
9	England	6	2	1	3	7	10	7	1.17	1	4	
10	Ghana	6	2	1	3	5	8	7	1.17	2	9	11
11	Brazil	7	2	1	4	8	11	7	1	2	14	8
12	Republic of Ireland	4	2	0	2	6	4	6	1.5	1		7
13	Denmark	4	1	2	1	3	6	5	1.25	1	8	
14	France	3	1	1	1	8	10	4	1.33	1	11	
15	Trinidad & Tobago	3	1	0	2	3	4	3	1	1		9
16	Venezuela	3	1	0	2	3	9	3	1	1		12
17	Mexico	3	1	0	2	5	13	3	1	1		13
18	New Zealand	6	1	0	5	6	15	3	0.5	2	12	14
19	Colombia	3	0	2	1	3	5	2	0.67	1	13	
20	Costa Rica	3	0	0	3	1	8	0	0	1	15	
21	Chile	3	0	0	3	1	10	0	0	1		15
22	Paraguay	3	0	0	3	5	16	0	0	1	16	
23	South Africa	3	0	0	3	2	17	0	0	1		16

Overall matches played	64
Overall goals scored	238
Avg. goals per match	3.72

Legend:

MP	Matches played
W	Wins
D	Draws
L	Losses
GF	Goals for
GA	Goals against
Pts.	Points
Avg. Pts.	Average points per match
Part.	Number of participations in competition

Ranking by tournament

Year	Host country	1	2	3	4	5	6	7	8	9	10	11	12	13	14	15	16
2010	Trinidad & Tobago	KOR	JPN	ESP	PRK	GER	NGA	IRL	BRA	TRI	CAN	GHA	VEN	MEX	NZL	CHI	RSA
2008	New Zealand	PRK	USA	GER	ENG	JPN	KOR	CAN	DEN	NGA/GHA	FRA	NZL	COL	BRA	CRC	PAR	



Most recurring matches

Match	Number of occurrences
Germany v. Korea DPR	2
Korea Republic v. Nigeria	2
60 single occurrences	1

Most frequent result

Result	Frequency
2:1	16
1:0	9
3:0	6
1:1	5
3:1	5
3:2	3
2:2	2
4:0	2
4:1	2
5:0	2
6:0	2
0:0	1
3:3	1
2:0	1
4:2	1
6:2	1
6:5	1
7:1	1
7:2	1
9:0	1
10:1	1

Goals, cards, attendances: comparative statistics 2008-2010

Goals

Goals	Total goals	# Matches	Average
Trinidad & Tobago 2010	125	32	3.91
New Zealand 2008	113	32	3.53

Cards

Yellow/red cards	Total cards (y/r)	# Matches	Average
Trinidad & Tobago 2010	52 / 1	32	1.63 / 0.03
New Zealand 2008	36 / 6	32	1.13 / 0.19

Attendances

Competition	Total	# Matches	Average
Trinidad & Tobago 2010	146,156	32	4,567
New Zealand 2008	207,803	32	6,494

'IN 2010, 125 GOALS WERE SCORED ACROSS THE WHOLE TOURNAMENT, AN AVERAGE OF 3.91 PER MATCH WHICH MAKES IT THE HIGHEST-SCORING TOURNAMENT IN WOMEN'S FOOTBALL.'



125
av. 3.91





Milestone Goals

Goal #	Goalscorer	Match name	Match date	Min.	Venue city
1	Rachel LAMARRE (CAN)	New Zealand - Canada	28.10.2008	53	Auckland, NZL
50 (penalty)	Natsuki KISHIKAWA (JPN)	Japan - France	02.11.2008	21	Hamilton, NZL
100	Vicki DiMARTINO (USA)	Korea Republic - USA	09.11.2008	84	Hamilton, NZL
150	Melanie LEUPOLZ (GER)	Germany - South Africa	08.09.2010	25	Scarborough, TRI
200	Paloma LAZARO (ESP)	Venezuela - Spain	13.09.2010	83	Marabella, TRI
238	LEE So Dam (KOR)	Korea Republic - Japan	25.09.2010	79	Port of Spain, TRI

After extra time/Penalty shoot-outs

Date	Teams	Competition	Phase	Regular	AET	PSO
09.11.2008	Japan - England	New Zealand 2008	Quarter-final	2:2	2:2	4:5
16.11.2008	Korea DPR - USA	New Zealand 2008	Final	1:1	2:1	-
16.09.2010	Nigeria - Korea Republic	Trinidad & Tobago 2010	Quarter-final	4:4	5:6	-
25.09.2010	Korea Republic - Japan	Trinidad & Tobago 2010	Final	3:3	3:3	5:4

Hat-tricks

Goals	Player	Match	Result	Date	Competition
<i>2 hat tricks</i>					
4	Kyra MALINOWSKI, GER	Germany – South Africa	10:1	08.09.2010	Trinidad & Tobago
3	Kyra MALINOWSKI, GER	Germany - Mexico	9:0	05.09.2010	Trinidad & Tobago
<i>1 hat trick</i>					
4	YEO Min Ji, KOR	Nigeria – Korea Republic	5:6	16.09.2010	Trinidad & Tobago
3	Loveth AYILA, NGA	Chile - Nigeria	0:5	12.09.2010	Trinidad & Tobago
3	Pauline CRAMMER, FRA	France - Paraguay	6:2	30.10.2008	New Zealand
3	Chinatsu KIRA, JPN	Japan - France	7:1	02.11.2008	New Zealand
3	Mai KYOKAWA, JPN	Japan - Venezuela	6:0	09.09.2010	Trinidad & Tobago
3	Lena PETERMANN, GER	Germany - Mexico	9:0	05.09.2010	Trinidad & Tobago
3	Rosie WHITE, NZL	Colombia – New Zealand	1:3	04.11.2008	New Zealand

Opening matches

Date	Host	City/venue	Match/Result	Attendance	Kick-off (LT)
22.09.2012	Baku (AZE)	Tofiq Bahramov Stadium	Azerbaijan - TBD	TBD	20:00
05.09.2010	Port of Spain (TRI)	Hasley Crawford Stadium	Trinidad & Tobago - Chile / 2:1	13,646	18:00
28.10.2008	Auckland (NZL)	North Harbour Stadium	New Zealand – Canada / 0:1	13,123	19:00

















*The opening game is considered as the first game played by the host.

Final matches

Date	Host	Venue	Match/Result	Attendance	Kick-off (LT)
13.10.2012	Baku (AZE)	Tofiq Bahramov Stadium	TBD	TBD	20:00
25.09.2010	Port of Spain (TRI)	Hasley Crawford Stadium	Korea Rep. – Japan / 3:3 AET 5:4 PSO	12,983	18:00
16.11.2008	Auckland (NZL)	North Harbour Stadium	Korea DPR - USA / 2:1 AET	16,162	16:00



List of participating teams

Flag	Team	Confederation of team
	Azerbaijan (AZE)	UEFA
	Brazil (BRA)	CONMEBOL
	Canada (CAN)	CONCACAF
	China PR (CHN)	AFC
	Colombia (COL)	CONMEBOL
	France (FRA)	UEFA
	Gambia (GAM)	CAF
	Germany (GER)	UEFA
	Ghana (GHA)	CAF
	Japan (JPN)	AFC
	Korea DPR (PRK)	AFC
	Mexico (MEX)	CONCACAF
	New Zealand (NZL)	OFC
	Nigeria (NGA)	CAF
	Uruguay (URU)	CONMEBOL
	USA (USA)	CONCACAF



Match Schedule

Date	Match No	City (Country), Venue	Time	Teams	Group
22.09.2012	1	BAKU (AZE), Tofiq Bahramov Stadium	20:00	Azerbaijan - Colombia	A
22.09.2012	2	BAKU (AZE), Tofiq Bahramov Stadium	17:00	Nigeria - Canada	A
22.09.2012	3	LANKARAN (AZE), Lankaran City Stadium	13:00	France - USA	B
22.09.2012	4	BAKU (AZE), 8 km Stadium	15:00	Korea DPR - Gambia	B
23.09.2012	5	BAKU (AZE), Bayil Stadium	15:00	Mexico - New Zealand	C
23.09.2012	6	BAKU (AZE), Bayil Stadium	18:00	Brazil - Japan	C
23.09.2012	7	BAKU (AZE), Dalgha Arena	15:00	Uruguay - China PR	D
23.09.2012	8	BAKU (AZE), Dalgha Arena	18:00	Ghana - Germany	D
25.09.2012	9	LANKARAN (AZE), Lankaran City Stadium	17:00	Azerbaijan - Nigeria	A
25.09.2012	10	BAKU (AZE), Shafa Stadium	14:00	Colombia - Canada	A
25.09.2012	11	BAKU (AZE), Dalgha Arena	14:00	France - Korea DPR	B
25.09.2012	12	BAKU (AZE), Dalgha Arena	17:00	USA - Gambia	B
26.09.2012	13	BAKU (AZE), 8 km Stadium	17:00	Mexico - Brazil	C
26.09.2012	14	BAKU (AZE), 8 km Stadium	20:00	New Zealand - Japan	C
26.09.2012	15	BAKU (AZE), Bayil Stadium	17:00	Uruguay - Ghana	D
26.09.2012	16	BAKU (AZE), Bayil Stadium	20:00	China PR - Germany	D
29.09.2012	17	BAKU (AZE), Dalgha Arena	20:00	Canada - Azerbaijan	A
29.09.2012	18	BAKU (AZE), Bayil Stadium	20:00	Colombia - Nigeria	A
29.09.2012	19	BAKU (AZE), Dalgha Arena	17:00	Gambia - France	B
29.09.2012	20	BAKU (AZE), Bayil Stadium	17:00	USA - Korea DPR	B
30.09.2012	21	BAKU (AZE), Shafa Stadium	14:00	Japan - Mexico	C
30.09.2012	22	BAKU (AZE), 8 km Stadium	14:00	New Zealand - Brazil	C
30.09.2012	23	LANKARAN (AZE), Lankaran City Stadium	17:00	Germany - Uruguay	D
30.09.2012	24	BAKU (AZE), 8 km Stadium	17:00	China PR - Ghana	D
Quarter-final					
04.10.2012	25	BAKU (AZE), 8 km Stadium	20:00	1A - 2B	
04.10.2012	26	BAKU (AZE), 8 km Stadium	17:00	1B - 2A	
05.10.2012	27	BAKU (AZE), Tofiq Bahramov Stadium	20:00	1C - 2D	
05.10.2012	28	LANKARAN (AZE), Lankaran City Stadium	17:00	1D - 2C	
Semi-final					
09.10.2012	29	BAKU (AZE), 8 km Stadium	17:00	W25 - W27	
09.10.2012	30	BAKU (AZE), 8 km Stadium	20:00	W26 - W28	
Match for third place					
13.10.2012	31	BAKU (AZE), Tofiq Bahramov Stadium	17:00	L29 - L30	
Final					
13.10.2012	32	BAKU (AZE), Tofiq Bahramov Stadium	20:00	W29 - W30	

GROUP A	GROUP B	GROUP C	GROUP D
Azerbaijan (AZE)	France (FRA)	Mexico (MEX)	Uruguay (URU)
Colombia (COL)	USA (USA)	New Zealand (NZL)	China PR (CHN)
Nigeria (NGA)	Korea DPR (PRK)	Brazil (BRA)	Ghana (GHA)
Canada (CAN)	Gambia (GAM)	Japan (JPN)	Germany (GER)



Team facts and figures

Azerbaijan (AZE)	
Confederation:	UEFA
Overall record, FIFA U-17 Women's World Cup	
Number of previous FIFA U-17 Women's World Cups - best rank; year	NEWCOMER
Current position in the FIFA/Coca-Cola Women's World Ranking (June 2012)	130
Number of previous FIFA Women's World Cups™ - best rank; year	-
Number of previous FIFA U-20 Women's World Cups - best rank; year	-
Number of previous Women's Olympic Football Tournaments - best rank; year	-

This is the first appearance by an Azerbaijani men's or women's national team in the finals of a FIFA competition.

In both previous editions of the FIFA U-17 Women's World Cup, namely New Zealand 2008 and Trinidad & Tobago 2010, the host team only got as far as the opening round.

Despite having qualified automatically for the finals of the FIFA U-17 Women's World Cup, Azerbaijan still took part in the regional qualifying tournament, the UEFA European Women's U-17 Championship 2012. The eastern Europeans lost all of their opening group matches, 3-0 to Ukraine, 7-0 to Spain and 2-1 to Bosnia Herzegovina, with Melis Sarialtin grabbing the Azerbaijanis' only goal of the campaign in that last encounter.

Brazil (BRA)			
Confederation:	CONMEBOL		
Overall record, FIFA U-17 Women's World Cup			
Number of previous FIFA U-17 Women's World Cups - best rank; year	2 – 8: 2010		
<i>Current position in all-time ranking</i>	11		
<i>Number of matches played</i>	7		
<i>Wins; draws; losses</i>	2; 1; 4		
<i>Goals for – goals against</i>	8 – 11		
<i>Biggest win/best score</i>	2:0	Brazil – Canada	13.09.2010
<i>Best goalscorer</i>	2	GLAUCIA	2010
<i>Most-capped player</i>	7	THAIS GUEDES	3:2008; 4:2010
Current position in the FIFA/Coca-Cola Women's World Ranking (June 2012)	5		
Number of previous FIFA Women's World Cups™ - best rank; year	6 – 2 in 2007		
Number of previous FIFA U-20 World Cups - best rank; year	5 – 3 in 2006		
Number of previous Women's Olympic Football Tournaments - best rank; year	4 – 2 in 2004 & 2008		

With Germany absent from the Women's Olympic Football Tournament 2012, Brazil are the only country to have participated in every edition of every FIFA women's competition since 1991.

In 2008 Brazil were eliminated in the opening round of the FIFA U-17 Women's World Cup, having chalked up a draw and two defeats in their group matches. To date that remains the only time in a FIFA competition that a Brazilian women's national side failed to win a single match during the group stage.

Since finishing as runners-up in the South American U-17 Women's Championship 2008, Brazil have won the last two continental U-17 titles, in 2010 and 2012.



Canada (CAN)	
Confederation:	CONCACAF
Overall record, FIFA U-17 Women's World Cup	
Number of previous FIFA U-17 Women's World Cups - best rank; year	2 – 7: 2008
<i>Current position in all-time ranking</i>	8
<i>Number of matches played</i>	7
<i>Wins; draws; losses</i>	2; 2; 3
<i>Goals for – goals against</i>	4 – 7
<i>Biggest win/best score</i>	1:0 Canada – New Zealand 28.10.2008 1:0 Canada – Ghana 06.09.2010
<i>Best goalscorer</i>	2 Nkem EZURIKE 2008
<i>Most-capped player</i>	13 players with 4 caps
Current position in the FIFA/Coca-Cola Women's World Ranking (June 2012)	
Number of previous FIFA Women's World Cups™ - best rank; year	5 – 4 in 2003
Number of previous FIFA U-20 Women's World Cups - best rank; year	4 – 2 in 2002
Number of previous Women's Olympic Football Tournaments - best rank; year	1 – 8 in 2008

The first goal in the history of the FIFA U-17 Women's World Cup was netted by a Canadian, Rachel Lamarre. The forward struck the only goal of the curtain raiser against hosts New Zealand on 28 October 2008.

In their seven matches played in the FIFA U-17 Women's World Cup, Canada have never scored more than one goal per game.

The Canucks have progressed past the opening round with the fewest goals of any team in the tournament's history, having netted just two en route to the 2008 quarter-finals.

China PR (CHN)	
Confederation:	AFC
Overall record, FIFA U-17 Women's World Cup	
Number of previous FIFA U-17 Women's World Cups - best rank; year	NEWCOMER
Current position in the FIFA/Coca-Cola Women's World Ranking (June 2012)	
Number of previous FIFA Women's World Cups™ - best rank; year	5 – 2 in 1999
Number of previous FIFA U-20 Women's World Cups - best rank; year	3 – 2 in 2004 & 2006
Number of previous Women's Olympic Football Tournaments - best rank; year	4 – 2 in 1996

Making their debut in the finals of the FIFA U-17 Women's World Cup, China PR are the fourth Asian team to have qualified for the tournament. In both of the previous editions, the Asian Football Confederation was represented by Japan along with Korea DPR and Korea Republic, the respective winners of the 2008 and 2010 instalments.

Third place in the AFC U-16 Women's Championship 2011 was enough to secure China PR's historic first qualification for the FIFA U-17 finals. The Chinese youngsters finished level on points with reigning world champions Korea Republic but with a better goal difference, after the two sides had ground out a 0-0 draw on the last match day of the final round-robin phase.

At youth level China PR have twice finished runners-up in FIFA competitions, losing the final of the FIFA U-20 Women's World Cup against Germany in 2004 and Korea DPR in 2006.



Colombia (COL)

Confederation:	CONMEBOL
Overall record, FIFA U-17 Women's World Cup	
Number of previous FIFA U-17 Women's World Cups - best rank; year	1 – 13: 2008
<i>Current position in all-time ranking</i>	19
<i>Number of matches played</i>	3
<i>Wins; draws; losses</i>	0; 2; 1
<i>Goals for – goals against</i>	3 – 5
<i>Biggest win/best score</i>	No wins
<i>Best goalscorer</i>	2 Tatiana ARIZA 2008
<i>Most-capped player</i>	10 players with 3 caps
Current position in the FIFA/Coca-Cola Women's World Ranking (June 2012)	28
Number of previous FIFA Women's World Cups™ - best rank; year	1 – 14 in 2011
Number of previous FIFA U-20 Women's World Cups - best rank; year	1 – 4 in 2010
Number of previous Women's Olympic Football Tournaments - best rank; year	-

Colombia participated in the inaugural edition of the FIFA U-17 Women's World Cup in 2008, exiting at the group stage on the back of two draws and a defeat.

The Colombia squad that took part in the FIFA Women's World Cup 2011™ included five players who had previously contested the FIFA U-17 Women's World Cup 2008. They were Natalia Gaitan, Ingrid Vidal, Yoreli Rincon, Liana Salazar and Tatiana Ariza, although Ariza did not take to the field at the senior finals in Germany.

Colombia qualified for the 2012 finals by finishing third in the final round-robin phase of the South American U-17 Women's Championship. In the decisive last group match, *Las Cafeteras* defeated Argentina 4-0 thanks to a brace from Gabriela Maldonado and goals from Dayana Castillo and Laura Aguirre.

France (FRA)

Confederation:	UEFA
Overall record, FIFA U-17 Women's World Cup	
Number of previous FIFA U-17 Women's World Cups - best rank; year	1 – 11: 2008
<i>Current position in all-time ranking</i>	14
<i>Number of matches played</i>	3
<i>Wins; draws; losses</i>	1; 1; 1
<i>Goals for – goals against</i>	8 – 10
<i>Biggest win/best score</i>	6:2 France – Paraguay 30.10.2008
<i>Best goalscorer</i>	3 Pauline CRAMMER 2008
<i>Most-capped player</i>	12 players with 3 caps
Current position in the FIFA/Coca-Cola Women's World Ranking (June 2012)	6
Number of previous FIFA Women's World Cups™ - best rank; year	2 – 4: 2011
Number of previous FIFA U-20 Women's World Cups - best rank; year	4 – 4: 2008
Number of previous Women's Olympic Football Tournaments - best rank; year	-

The first hat-trick in the history of the FIFA U-17 Women's World Cup was netted by Pauline Crammer, who struck three times during France's 6-2 victory over Paraguay on 30 October 2008. In the same game Crammer also scored the first penalty in the competition's history.

In the climax of the UEFA Women's U-17 Championship 2012, France were defeated on penalties by Germany. Despite reaching the final for the third time in five editions, *Les Bleuettes* are yet to win the event, having finished runners-up to Germany in 2008 and Spain in 2011.

France are the only European side not to have qualified from the group stage of the FIFA U-17 Women's World Cup. In 2008 they were eliminated on goal difference by USA, whereas Denmark, Germany and England all progressed to the quarter-finals. In 2010 all three European representatives advanced to the knockout stage, namely Germany, Republic of Ireland and Spain.



Gambia (GAM)

Confederation:	CAF
Overall record, FIFA U-17 Women's World Cup	
Number of previous FIFA U-17 Women's World Cups - best rank; year	NEWCOMER
Current position in the FIFA/Coca-Cola Women's World Ranking (June 2012)	Women's team not ranked
Number of previous FIFA Women's World Cups™ - best rank; year	-
Number of previous FIFA U-20 Women's World Cups - best rank; year	-
Number of previous Women's Olympic Football Tournaments - best rank; year	-

This is the first Gambian women's national team to have qualified for the finals of a FIFA competition.

Gambia qualified by defeating Sierra Leone over two legs in the first round of the regional qualifying tournament, before winning both games of their decisive second round double-header against Tunisia by the scorelines of 1-0 and 2-1.

Gambia are the fourth African side to debut in the finals of the FIFA U-17 Women's World Cup. Nigeria and Ghana featured in both previous editions, while South Africa also qualified in 2010.

Germany (GER)

Confederation:	UEFA
Overall record, FIFA U-17 Women's World Cup	
Number of previous FIFA U-17 Women's World Cups - best rank; year	2 – 3: 2008
<i>Current position in all-time ranking</i>	3
<i>Number of matches played</i>	10
<i>Wins; draws; losses</i>	7; 1; 2
<i>Goals for – goals against</i>	38 – 8
<i>Biggest win/best score</i>	9:0 Germany - Mexico 05.09.2010 10:1 Germany - South Africa 08.09.2010
<i>Best goalscorer</i>	7 Kyra MALINOWSKI 2010
<i>Most-capped player</i>	9 players with 6 caps
Current position in the FIFA/Coca-Cola Women's World Ranking (June 2012)	2
Number of previous FIFA Women's World Cups™ - best rank; year	6 – 1: 2003, 2007
Number of previous FIFA U-20 Women's World Cups - best rank; year	5 – 1: 2004, 2010
Number of previous Women's Olympic Football Tournaments - best rank; year	4 – 3: 2000, 2004, 2008

Germany hold the record for the most goals scored in a single edition of the tournament, having bagged no fewer than 22 in just four games at the 2010 event. During that same campaign the Europeans also notched the two most emphatic victories in the competition's history, thrashing Mexico 9-0 and South Africa 10-1.

In both the 2008 and 2010 editions, Germany collected the FIFA Fair Play Award.

Germany were the last side to qualify for the FIFA U-17 Women's World Cup, overcoming Denmark in the penultimate round of the UEFA Women's U-17 Championship four hours after France's semi-final victory. The German juniors went on to beat *Les Bleuettes* on penalties in the final to earn their third European U-17 crown.



Ghana (GHA)

Confederation:	CAF
Overall record, FIFA U-17 Women's World Cup	
Number of previous FIFA U-17 Women's World Cups - best rank; year	2 – 9: 2008
<i>Current position in all-time ranking</i>	10
<i>Number of matches played</i>	6
<i>Wins; draws; losses</i>	2; 1; 3
<i>Goals for – goals against</i>	5 – 8
<i>Biggest win/best score</i>	1:0 Ghana – Costa Rica 04.11.2008 1:0 Ghana – Brazil 09.09.2010
<i>Best goalscorer</i>	2 Florence DADSON 2008
<i>Most-capped player</i>	21 players with 3 caps
Current position in the FIFA/Coca-Cola Women's World Ranking (June 2012)	51
Number of previous FIFA Women's World Cups™ - best rank; year	3 – 12 in 2003
Number of previous FIFA U-20 Women's World Cups - best rank; year	1 – 11 in 2010
Number of previous Women's Olympic Football Tournaments - best rank; year	-

In both of their previous campaigns Ghana had the youngest squad in the tournament, averaging 16 years and two months in 2008 and 15 years and five months in 2010.

Ghana were the first African team to score a goal in the FIFA U-17 Women's World Cup. Forward Florence Dadson's effort earned the Black Maidens a 1-1 draw with eventual champions Korea DPR on 29 October 2008.

In the 2010 edition Ghana picked up more yellow cards than any other side, no fewer than seven in three matches. Nigeria also earned seven cautions but over four matches.

Japan (JPN)

Confederation:	AFC
Overall record, FIFA U-17 Women's World Cup	
Number of previous FIFA U-17 Women's World Cups - best rank; year	2 – 2: 2010
<i>Current position in all-time ranking</i>	1
<i>Number of matches played</i>	10
<i>Wins; draws; losses</i>	7; 2; 1
<i>Goals for – goals against</i>	39 – 16
<i>Biggest win/best score</i>	7:1 Japan – France 02.11.2008
<i>Best goalscorer</i>	6 Kumi YOKOYAMA 2010
<i>Most-capped player</i>	9 Yoko TANAKA 3:2008; 6:2010
Current position in the FIFA/Coca-Cola Women's World Ranking (June 2012)	3
Number of previous FIFA Women's World Cups™ - best rank; year	6 – 1 in 2011
Number of previous FIFA U-20 Women's World Cups - best rank; year	3 – 6 in 2008
Number of previous Women's Olympic Football Tournaments - best rank; year	3 – 4 in 2008

Japan have struck more goals in the FIFA U-17 Women's World Cup finals than any other side, with 39 in total, one more than Germany.

The two players with the most appearances in the FIFA U-17 Women's World Cup are both Japanese. Yoko Tanaka contested nine matches spanning the 2008 and 2010 editions, while compatriot Haruka Hamada played in eight.

There have been two penalty shoot-outs in the FIFA U-17 Women's World Cup and Japan were the losing side on both occasions. The young *Nadeshiko* were outgunned in the quarter-finals by England in 2008 before losing the 2010 final on penalties to Korea Republic.



Korea DPR (PRK)

Confederation:	AFC
Overall record, FIFA U-17 Women's World Cup	
Number of previous FIFA U-17 Women's World Cups - best rank; year	2 – 1: 2008
<i>Current position in all-time ranking</i>	2
<i>Number of matches played</i>	12
<i>Wins; draws; losses</i>	7; 2; 3
<i>Goals for – goals against</i>	20 – 11
<i>Biggest win/best score</i>	4:0 Korea DPR – Denmark 08.11.2008
<i>Best goalscorer</i>	5 KIM Kum Jong 2010
<i>Most-capped player</i>	22 players with 6 caps
Current position in the FIFA/Coca-Cola Women's World Ranking (June 2012)	8
Number of previous FIFA Women's World Cups™ - best rank; year	4 – 8 in 2007
Number of previous FIFA U-20 Women's World Cups - best rank; year	3 – 1 in 2006
Number of previous Women's Olympic Football Tournaments - best rank; year	1 – 9 in 2008

Korea DPR are the only team to have reached the semi-finals of both previous FIFA U-17 Women's World Cups, having clinched the title in 2008 and finishing fourth two years later.

Korea DPR are the only nation to have won both FIFA women's youth competitions. The east Asians clinched the U-17 title in 2008 after having lifted the U-20 trophy in 2006.

During the final round-robin phase of the AFC U-16 Women's Championship, in which the North Koreans finished second behind Japan, Ri Un-Sim hit seven goals in his side's 8-0 rout of Thailand.

Mexico (MEX)

Confederation:	CONCACAF
Overall record, FIFA U-17 Women's World Cup	
Number of previous FIFA U-17 Women's World Cups - best rank; year	1 – 13: 2010
<i>Current position in all-time ranking</i>	17
<i>Number of matches played</i>	3
<i>Wins; draws; losses</i>	1; 0; 2
<i>Goals for – goals against</i>	5 – 13
<i>Biggest win/best score</i>	4:0 Mexico – South Africa 12.09.2010
<i>Best goalscorer</i>	2 Fernanda PINA 2010
<i>Most-capped player</i>	8 players with 3 caps
Current position in the FIFA/Coca-Cola Women's World Ranking (June 2012)	24
Number of previous FIFA Women's World Cups™ - best rank; year	2 – 11 in 2011
Number of previous FIFA U-20 Women's World Cups - best rank; year	4 – 8 in 2010
Number of previous Women's Olympic Football Tournaments - best rank; year	1 – 8 in 2004

Despite suffering two defeats, against USA and Canada, Mexico qualified for the finals of the FIFA U-17 Women's World Cup by finishing third in the CONCACAF Women's U-17 Championship 2012, having seen off Panama 6-0 in the match for third place.

El Tri's 4-0 win over South Africa in the FIFA U-17 Women's World Cup 2010 remains the most emphatic victory by a Mexican national side in a FIFA finals.

One of the heaviest defeats in the history of the FIFA U-17 Women's World Cup was inflicted on Mexico, who lost 9-0 to Germany in their maiden match in 2010. The Germans promptly meted out another nine-goal defeat three days later when they thrashed South Africa 10-1.



New Zealand (NZL)

Confederation:	OFC
Overall record, FIFA U-17 Women's World Cup	
Number of previous FIFA U-17 Women's World Cups - best rank; year	2 – 12: 2008
<i>Current position in all-time ranking</i>	18
<i>Number of matches played</i>	6
<i>Wins; draws; losses</i>	1; 0; 5
<i>Goals for – goals against</i>	6 – 15
<i>Biggest win/best score</i>	3:1 New Zealand – Colombia 04.11.2008
<i>Best goalscorer</i>	3 Rosie WHITE 2008
<i>Most-capped player</i>	4 Katie BOWEN 1:2008; 3:2010
Current position in the FIFA/Coca-Cola Women's World Ranking (June 2012)	23
Number of previous FIFA Women's World Cups™ - best rank; year	3 – 11 in 1991
Number of previous FIFA U-20 Women's World Cups - best rank; year	3 – 9 in 2008
Number of previous Women's Olympic Football Tournaments - best rank; year	1 – 10 in 2008

In the 2008 edition, the Young Football Ferns claimed the first victory by a New Zealand women's team in a FIFA competition by beating Colombia 3-1.

New Zealand won all six of their matches spanning the 2010 and 2012 Oceania qualifying tournaments, scoring 66 goals and conceding just one. That goal was netted by New Caledonia's Noe Valefakaaga in her side's 13-1 defeat by the young Kiwis.

In the 2010 finals New Zealand received no cautions in any of their three matches played.

Nigeria (NGA)

Confederation:	CAF
Overall record, FIFA U-17 Women's World Cup	
Number of previous FIFA U-17 Women's World Cups - best rank; year	2 – 6: 2010
<i>Current position in all-time ranking</i>	6
<i>Number of matches played</i>	7
<i>Wins; draws; losses</i>	4; 1; 2
<i>Goals for – goals against</i>	19 – 13
<i>Biggest win/best score</i>	5:0 Nigeria – Chile 12.09.2010
<i>Best goalscorer</i>	6 Loveth AYILA 2010
<i>Most-capped player</i>	7 Ngozi OKOBI 3:2008; 4:2010
Current position in the FIFA/Coca-Cola Women's World Ranking (June 2012)	27
Number of previous FIFA Women's World Cups™ - best rank; year	6 – 7 in 1999
Number of previous FIFA U-20 Women's World Cups - best rank; year	5 – 2 in 2010
Number of previous Women's Olympic Football Tournaments - best rank; year	3 – 6 in 2004

Nigeria are the first women's side to have lost a FIFA finals match despite scoring five goals. In the quarter-finals of the FIFA U-17 Women's World Cup 2010, the west Africans lost 6-5 after extra time to the eventual world champions Korea Republic.

Apart from the Women's Olympic Football Tournaments Atlanta 1996 and London 2012, Nigeria have taken part in every edition of every FIFA women's competition. The west Africans' greatest accomplishment to date was finishing runners-up in the FIFA U-20 Women's World Cup 2010.

Nigeria are one of four teams to have won all three of their opening group matches in the FIFA U-17 Women's World Cup 2010. Whereas in 2008 only Japan achieved the feat, in 2010 the Flamingoes were joined by Germany and Spain in achieving a 100 per cent winning record during the group stage.



Uruguay (URU)

Confederation:	CONMEBOL
Overall record, FIFA U-17 Women's World Cup	
Number of previous FIFA U-17 Women's World Cups - best rank; year	NEWCOMER
Current position in the FIFA/Coca-Cola Women's World Ranking (June 2012)	66
Number of previous FIFA Women's World Cups™ - best rank; year	-
Number of previous FIFA U-20 Women's World Cups - best rank; year	-
Number of previous Women's Olympic Football Tournaments - best rank; year	-

This is the first appearance by a Uruguayan women's national team in the finals of a FIFA competition.

Uruguay qualified for the finals of the FIFA U-17 Women's World Cup by finishing second in the CONMEBOL U-17 Women's World Cup, behind Brazil. Yamila Badell was the tournament's top scorer with nine goals.

Uruguay are the sixth South American team to take part in the FIFA U-17 Women's World Cup. Only Venezuela managed to win on their debut, 2-1 against New Zealand in 2010, whereas Colombia drew (1-1 with Denmark in 2010) and Brazil, Chile and Paraguay all lost.

USA (USA)

Confederation:	CONCACAF
Overall record, FIFA U-17 Women's World Cup	
Number of previous FIFA U-17 Women's World Cups - best rank; year	1 – 2: 2008
<i>Current position in all-time ranking</i>	7
<i>Number of matches played</i>	6
<i>Wins; draws; losses</i>	3; 1; 2
<i>Goals for – goals against</i>	13 – 10
<i>Biggest win/best score</i>	3:1 USA – Paraguay 02.11.2008 4:2 USA – Korea Republic 09.11.2008
<i>Best goalscorer</i>	5 Vicki DiMARTINO 2008
<i>Most-capped player</i>	7 players with 6 caps
Current position in the FIFA/Coca-Cola Women's World Ranking (June 2012)	1
Number of previous FIFA Women's World Cups™ - best rank; year	6 – 1 in 1991 & 1999
Number of previous FIFA U-20 Women's World Cups - best rank; year	5 – 1 in 2002 and 2008
Number of previous Women's Olympic Football Tournaments - best rank; year	4 – 1 in 1996, 2004 & 2008

Of the four own goals scored in the history of the FIFA U-17 Women's World Cup, two benefitted USA. Both came in the 2008 edition when the Americans played Paraguay and Korea DPR.

USA qualified for the finals by winning the CONCACAF Women's U-17 Championship 2012. The United States won all five of their games, which included a 1-0 victory over Canada in the decider, netting 25 goals and conceding none. Summer Green was the tournament's leading scorer with 12 goals, five of which came in the 10-0 defeat of Bahamas.

USA have progressed past the opening round of a FIFA U-17 Women's World Cup with the lowest points tally of any side in the tournament's history. On the way to the 2008 final the young Americans finished the group stage with just four points, the same number as France, but sneaked through to the last eight on goal difference (+1 compared with France's -2). In the same edition Denmark, Canada and Korea DPR all qualified for the quarter-finals with five points.

Previous head to heads

Group A - Nigeria, Azerbaijan, Canada, Colombia – 1 previous head to head

Canada v. Colombia: 1 Match									
Date	Venue	City (Country)	Team A	Team B	Result	Competition	Stage		
01.11.2008	North Harbour Stadium	AUCKLAND (NZL)	Colombia	Canada	1:1 (1:1)	New Zealand 2008	Group Matches		
				MP	W	D	L	GF	GA
Canada				1	0	1	0	1	1
Colombia				1	0	1	0	1	1

Group B - Korea DPR, USA, Gambia, France – 2 previous head to heads

France v. USA: 1 Match									
Date	Venue	City (Country)	Team A	Team B	Result	Competition	Stage		
05.11.2008	North Harbour Stadium	AUCKLAND (NZL)	USA	France	1:1 (0:0)	New Zealand 2008	Group Matches		
				MP	W	D	L	GF	GA
France				1	0	1	0	1	1
USA				1	0	1	0	1	1

Korea DPR v. USA: 1 Match									
Date	Venue	City (Country)	Team A	Team B	Result	Competition	Stage		
16.11.2008	North Harbour Stadium	AUCKLAND (NZL)	Korea DPR	USA	2:1 AET (1:1, 0:1)	New Zealand 2008	Final Stage		
				MP	W	D	L	GF	GA
Korea DPR				1	1	0	0	2	1
USA				1	0	0	1	1	2

Group C - New Zealand, Japan, Mexico, Brazil: 1 previous head to head

Japan v. New Zealand: 1 Match									
Date	Venue	City (Country)	Team A	Team B	Result	Competition	Stage		
13.09.2010	Dwight Yorke Stadium	SCARBOROUGH (TRI)	Japan	New Zealand	6:0 (1:0)	Trinidad & Tobago 2010	Group Matches		
				MP	W	D	L	GF	GA
Japan				1	1	0	0	6	0
New Zealand				1	0	0	1	0	6

Group D - Uruguay, Ghana, China PR, Germany: 1 previous head to head

Germany v. Ghana: 1 Match									
Date	Venue	City (Country)	Team A	Team B	Result	Competition	Stage		
01.11.2008	QE II Stadium	CHRISTCHURCH (NZL)	Ghana	Germany	2:3 (0:2)	New Zealand 2008	Group Matches		
				MP	W	D	L	GF	GA
Germany				1	1	0	0	3	2
Ghana				1	0	0	1	2	3


Superlatives - teams

Most goals

Goals	Country
39	Japan
38	Germany
26	Korea Republic
20	Korea DPR

Fastest goals

Min	Sec	Player	Match	Date	Competition
	22"	Soo ADEKWAGH, NGA	Korea Republic - Nigeria	30.10.2008	New Zealand
1'	18"	Loveth AYILA, NGA	Nigeria – Korea Republic	16.09.2010	Trinidad & Tobago
2'	3"	KIM Su Gyong, PRK	Korea DPR - Trinidad & Tobago	12.09.2010	Trinidad & Tobago
2'	54"	Winifred EYEBHORIA, NGA	Nigeria - Korea Republic	16.09.2010	Trinidad & Tobago
2'	57"	Ngozi OKOBI, NGA	Nigeria - Korea DPR	05.09.2010	Trinidad & Tobago



Youngest/oldest team

Youngest			Oldest		
15 years 05 months	Ghana	2010	17 years 02 months	France and Korea Republic	2008

Average age of teams

Tournament	Average age (yy/mm)
Trinidad & Tobago 2010	16/08
New Zealand 2008	16/10

Most FIFA U-17 Women's World Cup matches by team

Matches	Team
12	Korea DPR
10	Japan
10	Germany
10	Korea Republic
7	Nigeria
7	Canada
7	Brazil



Most FIFA U-17 Women's World Cup matches won by team

Matches won	Team
7	Japan
7	Korea DPR
7	Germany
6	Korea Republic
5	Spain
4	Nigeria

Highest scoring matches

Score	Result	Match	Date	Competition
11	10:1	Germany - South Africa	08.09.2010	Trinidad & Tobago 2010
11	5:6	Nigeria - Korea Republic	16.09.2010	Trinidad & Tobago 2010
9	2:7	Paraguay - Japan	05.11.2008	New Zealand 2008
9	9:0	Germany - Mexico	05.09.2010	Trinidad & Tobago 2010

Biggest margin wins

Result	Match name	Match date	Competition
9:0	Germany - Mexico	05.09.2010	Trinidad & Tobago 2010
10:1	Germany - South Africa	08.09.2010	Trinidad & Tobago 2010
7:1	Japan - France	02.11.2008	New Zealand 2008
6:0	Japan - Venezuela	09.09.2010	Trinidad & Tobago 2010
6:0	Japan - New Zealand	13.09.2010	Trinidad & Tobago 2010

Consecutive wins by teams

Number of consecutive wins	Team	Year
4	Germany	2008 - 2010
4	Spain	2010
4	Japan	2010
3	Japan	2008
3	Nigeria	2010
3	Korea DPR	2008
3	Korea DPR	2010

Most goals in a tournament

Number of goals	Team	Competition
22	Germany	2010
20	Japan	2010
19	Japan	2008
18	Korea Republic	2010
16	Germany	2008
15	Nigeria	2010

Most penalties by team

Number of penalties	Team
3	Japan
1	France, Germany, Korea DPR, Korea Republic, Paraguay, Ghana (missed), South Africa (missed)



One of Japan's three penalties taken to date. Ireland v Japan in Arima, Trinidad & Tobago, 17 September 2010.

Most yellow cards in a match

Number of yellow cards	Teams (number of cards)	Year
6	Ghana (5) – Brazil (1)	9.9.2008
4	Trinidad & Tobago (1) – Nigeria (3)	8.9.2010
4	Korea DPR (3) – England (1)	13.11.2008
4	Nigeria (3) – Brazil (1)	5.11.2008

Minutes without conceding a goal by team

Minutes	Team	Year
350	Korea DPR	2010
268	Japan	2010
252	Korea DPR	2008
243	Ireland	2010
220	Germany	2008 - 2010

Superlatives - players

Most goals in one match

Number of goals	Player	Match
4	Kyra MALINOWSKI, GER	Germany – South Africa 10:1 08.09.2010
4	YEO Min Ji, KOR	Nigeria – Korea Republic 5:6 AET 16.09.2010

Most goals in all tournaments – top 5

Number of goals	Player	Number of goals: tournament
8	YEO Min Ji, KOR	8: 2010
7	Kyra MALINOWSKI, GER	7: 2010
6	Loveth AYILA, NGA	6: 2010
6	Dzsenifer MAROZSAN, GER	6: 2008
6	Kumi YOKOYAMA, JPN	6: 2010

TOP GOALSCORER
YEO MIN JI (KOR)
8 
(8:2010)



Yeo Min Ji of Korea Republic scores the equalising goal during the FIFA U-17 Women's World Cup semi-final match against Spain at the Ato Boldon stadium on 21 September 2010 in Couva, Trinidad & Tobago. She is currently the top goalscorer of all tournaments with a total of 8 goals.



Most matches by player – top 4

Number of matches	Player	Matches: competition	Total minutes played
9	Yoko TANAKA, JPN	3: 2008; 6: 2010	738
8	Haruka HAMADA, JPN	4: 2008; 4: 2010	511
7	THAIS GUEDES, BRA	3: 2008; 4: 2010	629
7	Ngozi OKOBI, NGA	3: 2008; 4: 2010	589

Fastest substitution

Min.	Player	Date	Match	Year	Competition
19'	(OUT) BEATRIZ, BRA (IN) JULIANA	30.10.2008	Brazil v. England	2008	New Zealand 2008

Minutes without conceding a goal by goalkeeper

Minutes	Player	Year
350	CHOE Kyong Im, PRK	2010
268	Eri HIRAO, JPN	2010
252	HONG Myong Hui, PRK	2008
243	Grace MOLONEY, IRL	2010
224	Lena NUDING, GER	2010

Fastest yellow card

Min.	Sec.	Player	Date	Match	Competition
4'	38"	OH Dahye, KOR	05.09.2010	South Africa v. Korea Republic	Trinidad & Tobago 2010
5'		Linda ESHUN, GHA	01.11.2008	Ghana v. Germany	New Zealand 2008
5'	26"	Margaret OTOO, GHA	09.09.2010	Ghana v. Brazil	Trinidad & Tobago 2010

Fastest red card

Min.	Sec.	Player	Date	Match	Competition	Type
18'		Minori CHIBA, JPN	05.11.2008	Paraguay v. Japan	New Zealand 2008	RED
61'		Ebere ORJI, NGA	05.11.2008	Nigeria v. Brazil	New Zealand 2008	2YR
68'		Lea RUBIO, FRA	30.10.2008	France v. Paraguay	New Zealand 2008	RED



Superlatives – coaches

Youngest/oldest coach

Y/o coach	Age [y/d]	Popular name	Date of birth	Match	Date	Competition
Youngest	26/214	Paul TEMPLE, NZL	28.03.1982	New Zealand v. Canada 0:1 (0:0)	28.10.2008	New Zealand 2008
Oldest	60/158	RI Song Gun, PRK	20.04.1950	Spain v. Korea DPR 1:0 (0:0)	25.09.2010	Trinidad & Tobago 2010

Coaches to have participated in two editions

No. of participations	Coach name	Competition
2	Abrahams ALLOTEY, GHA	2008; 2010
2	Ralf PETER, GER	2008; 2010
2	Bryan ROSENFELD, CAN	2008; 2010
2	Hiroshi YOSHIDA, JPN	2008; 2010

Coaches with matches/minutes played – top 3

No.	Popular name	Match: tournament
10	Hiroshi YOSHIDA, JPN	4: 2008; 6: 2010
10	Ralf PETER, GER	6: 2008; 4: 2010
7	Bryan ROSENFELD, CAN	4: 2008; 3: 2010

FACT

No coach has participated in the FIFA U-17 Women's World Cup for more than one team

Superlatives –referees

Youngest/oldest referee

Y/o	Age [y/d]	Popular name	Date of birth	Match	Date	Competition
Oldest	41/140	Airlie KEEN, AUS	22.04.1969	New Zealand v. Spain 1:3 (1:1)	09.09.2010	Trinidad & Tobago 2010
Youngest	24/200	Shirley PERELLO, HON	17.02.1986	South Africa v. Korea Republic 1:3 (0:1)	05.09.2010	Trinidad & Tobago 2010

Referees to participate in two editions

Name	Matches: tournament
Michelle PYE, CAN	7 (3: 2008; 4: 2010)
Quetzalli ALVARADO, MEX	6 (2: 2008; 4: 2010)
Kirsi HEIKKINEN, FIN	6 (3: 2008; 3: 2010)
Thalia MITSU, GRE	6 (3: 2008; 3: 2010)
CHA Sung Mi, KOR	5 (3: 2008; 2: 2010)
Finau VULIVULI, FIJ	3 (2: 2008; 1: 2010)
WANG Jia, CHN	2 (1: 2008; 1: 2010)

Refereed most matches out of all tournaments

Number of matches	Referee	Matches: tournament
7	Michelle PYE, CAN	3: 2008; 4: 2010
6	Quetzalli ALVARADO, MEX	2: 2008; 4: 2010
6	Kirsi HEIKKINEN, FIN	3: 2008; 3: 2010
6	Thalia MITSU, GRE	3: 2008; 3: 2010
5	CHA Sung Mi, KOR	3: 2008; 2: 2010
4	Silvia REYES, PER	4: 2008



Referee Michelle Pye, CAN, in action during the FIFA U-17 Women's World Cup semi-final match between South Korea and Spain at the Ato Boldon stadium on 21 September 2010 in Couva, Trinidad & Tobago. She currently holds the record for officiating the most number of matches out of all tournaments.



How the teams qualified

Confederation	Representatives	Qualification
AFC (3)	China PR (CHN) Japan (JPN) Korea DPR (PRK)	The AFC U-16 Women's Championship served as the qualifying tournament of which the final round took place in Ho Nanjing, China PR from 3-13 November 2011. The six participating teams were Australia, China PR, Japan, Korea DPR, Korea Republic and Thailand. Japan and Korea DPR secured qualification with a match to spare, while China PR claimed the third and final berth only qualifying over Korea Republic on a better goal difference.
CAF (3)	Gambia (GAM) Nigeria (NGA) Ghana (GHA)	Botswana, Cameroon, Gambia, Ghana, Guinea, Kenya, Namibia, Nigeria, Sierra Leone, South Africa, Tunisia and Zambia all participated in the first qualifying round, which took place between 20 January and 5 February 2012. Ghana and Nigeria booked their place at Azerbaijan 2012 in the second qualifying round between 9 and 30 March 2012. Gambia grabbed the third and final ticket by defeating Tunisia.
UEFA (2)	France (FRA) Germany (GER)	The UEFA Women's U-17 Championship 2011/12 served as the qualification tournament and, by virtue of reaching the final, France and Germany secured their place alongside automatically-qualified hosts Azerbaijan at the FIFA U-17 Women's World Cup 2012.
CONCACAF (3)	Canada (CAN) USA (USA) Mexico (MEX)	CONCACAF's final tournament took place in Guatemala from 2-13 May 2012. The eight participating teams were Panama, Guatemala, Canada, Mexico, USA, Trinidad & Tobago, Jamaica and the Bahamas. USA and Canada won their semi-finals to qualify, with Mexico claiming the final spot after defeating Panama in the match for the third place.
CONMEBOL (3)	Brazil (BRA) Colombia (COL) Uruguay (URU)	The CONMEBOL qualifiers took place in Bolivia between 10 and 26 March 2012. Three places are available at the finals. Brazil and Uruguay won both of their opening two fixtures to guarantee their place in Azerbaijan, while Colombia defeated Argentina on the final matchday to secure the third ticket.
OFC (1)	New Zealand (NZL)	New Zealand booked their place at Azerbaijan 2012 by winning the four-nation OFC qualifying tournament, which took place from 9-13 April in Auckland, New Zealand. The other participating nations included Papua New Guinea, New Caledonia, and Cook Islands.
Host (1)	Azerbaijan (AZE)	The host country qualifies automatically.

Preliminary competition results

AFC

Qualifying Round 1 - Group A									
Date	Match	Result					City (Country)		
15.10.2010	Vietnam - Singapore	9:0 (4:0)					MANILA (PHI)		
15.10.2010	Timor-Leste - Guam	0:4 (0:2)					MANILA (PHI)		
17.10.2010	Philippines - Guam	0:2 (0:2)					MANILA (PHI)		
17.10.2010	Timor-Leste - Vietnam	0:16 (0:10)					MANILA (PHI)		
19.10.2010	Philippines - Timor-Leste	7:0 (5:0)					MANILA (PHI)		
19.10.2010	Singapore - Guam	1:2 (1:1)					MANILA (PHI)		
22.10.2010	Singapore - Timor-Leste	6:0 (3:0)					MANILA (PHI)		
22.10.2010	Philippines - Vietnam	0:3 (0:1)					MANILA (PHI)		
24.10.2010	Guam - Vietnam	0:5 (0:1)					MANILA (PHI)		
24.10.2010	Philippines - Singapore	2:0 (0:0)					MANILA (PHI)		
Rank	Team	MP	W	D	L	GF	GA	+/-	Points
1	Vietnam	4	4	0	0	33	0	33	12
2	Guam	4	3	0	1	8	6	2	9
3	Philippines	4	2	0	2	9	5	4	6
4	Singapore	4	1	0	3	7	13	-6	3
5	Timor-Leste	4	0	0	4	0	33	-33	0
Qualifying Round 1 - Group B									
Date	Match	Result					City (Country)		
10.10.2010	Jordan - India	3:0 (1:0)					AMMAN (JOR)		
12.10.2010	Iran - India	3:0 (2:0)					AMMAN (JOR)		
14.10.2010	Jordan - Iran	1:1 (0:0) PSO 2:4					AMMAN (JOR)		
Rank	Team	MP	W	D	L	GF	GA	+/-	Points
1	Jordan	2	1	1	0	4	1	3	4
1	Iran	2	1	1	0	4	1	3	4
3	India	2	0	0	2	0	6	-6	0
Qualifying Round 2 - Group Matches									
Date	Match	Result					City (Country)		
03.12.2010	Chinese Taipei - Myanmar	0:3 (0:1)					BANGKOK (THA)		
03.12.2010	Iran - Vietnam	2:4 (0:1)					BANGKOK (THA)		
05.12.2010	Thailand - Vietnam	3:1 (2:0)					BANGKOK (THA)		
05.12.2010	Iran - Chinese Taipei	0:3 (0:3)					BANGKOK (THA)		
07.12.2010	Thailand - Iran	2:1 (1:0)					BANGKOK (THA)		
07.12.2010	Myanmar - Vietnam	3:0 (0:0)					BANGKOK (THA)		
10.12.2010	Myanmar - Iran	4:0 (2:0)					BANGKOK (THA)		
10.12.2010	Thailand - Chinese Taipei	2:4 (0:1)					BANGKOK (THA)		
12.12.2010	Vietnam - Chinese Taipei	3:3 (2:2)					BANGKOK (THA)		
12.12.2010	Thailand - Myanmar	2:1 (1:1)					BANGKOK (THA)		
Rank	Team	MP	W	D	L	GF	GA	+/-	Points
1	Thailand	4	3	0	1	9	7	2	9
2	Myanmar	4	3	0	1	11	2	9	9
3	Chinese Taipei	4	2	1	1	10	8	2	7
4	Vietnam	4	1	1	2	8	11	-3	4
5	Iran	4	0	0	4	3	13	-10	0



AFC CONTINUED

Final Tournament - Group Matches									
Date	Match	Result			City (Country)				
03.11.2011	China PR - Thailand	8:0 (2:0)			NANJING (CHN)				
03.11.2011	Korea Republic - Australia	4:0 (2:0)			NANJING (CHN)				
03.11.2011	Korea DPR - Japan	0:1 (0:0)			NANJING (CHN)				
05.11.2011	China PR - Australia	3:0 (2:0)			NANJING (CHN)				
05.11.2011	Japan - Thailand	10:0 (4:0)			NANJING (CHN)				
05.11.2011	Korea Republic - Korea DPR	0:4 (0:2)			NANJING (CHN)				
07.11.2011	China PR - Japan	0:3 (0:2)			NANJING (CHN)				
07.11.2011	Thailand - Korea Republic	0:3 (0:1)			NANJING (CHN)				
07.11.2011	Australia - Korea DPR	0:1 (0:0)			NANJING (CHN)				
10.11.2011	China PR - Korea DPR	0:1 (0:0)			NANJING (CHN)				
10.11.2011	Thailand - Australia	0:4 (0:1)			NANJING (CHN)				
10.11.2011	Japan - Korea Republic	3:0 (3:0)			NANJING (CHN)				
13.11.2011	Australia - Japan	0:1 (0:1)			NANJING (CHN)				
13.11.2011	Thailand - Korea DPR	0:8 (0:4)			NANJING (CHN)				
13.11.2011	China PR - Korea Republic	0:0			NANJING (CHN)				
Rank	Team	MP	W	D	L	GF	GA	+/-	Points
1	Japan	5	5	0	0	18	0	18	15
2	Korea DPR	5	4	0	1	14	1	13	12
3	China PR	5	2	1	2	11	4	7	7
4	Korea Republic	5	2	1	2	7	7	0	7
5	Australia	5	1	0	4	4	9	-5	3
6	Thailand	5	0	0	5	0	33	-33	0

CAF

First Round - Play-offs			
Date	Match	Result	City (Country)
21.01.2012	Botswana - Zambia	1:5	GABORONE (BOT)
04.02.2012	Zambia - Botswana	2:0 (2:0)	LUSAKA (ZAM)
21.01.2012	Cameroon - Ghana	0:1 (0:1)	YAOUNDE (CMR)
05.02.2012	Ghana - Cameroon	4:0 (1:0)	ACCRA (GHA)
21.01.2012	Gambia - Sierra Leone	3:0 (1:0)	BAKAU (GAM)
05.02.2012	Sierra Leone - Gambia	3:1 (2:1)	MAKENI (SLE)
21.01.2012	Namibia - South Africa	1:1 (1:0)	WINDHOEK (NAM)
04.02.2012	South Africa - Namibia	5:0 (3:0)	DAVEYTON (RSA)
21.01.2012	Kenya - Nigeria	0:2 (0:1)	NAIROBI (KEN)
04.02.2012	Nigeria - Kenya	3:0 (2:0)	ABEOKUTA (NGA)
Second Round - Play-offs			
Date	Match	Result	City (Country)
10.03.2012	South Africa - Ghana	0:0	DAVEYTON (RSA)
23.03.2012	Ghana - South Africa	5:1 (3:1)	ACCRA (GHA)
10.03.2012	Zambia - Nigeria	1:2 (0:0)	LUSAKA (ZAM)
24.03.2012	Nigeria - Zambia	5:0 (2:0)	ABEOKUTA (NGA)
17.03.2012	Gambia - Tunisia	1:0 (0:0)	BRIKAMA (GAM)
30.03.2012	Tunisia - Gambia	1:2 (1:1)	LA SOUKRA (TUN)



CONCACAF

Caribbean Zone - First Round - Group A									
Date	Match	Result	City (Country)						
14.08.2011	Bahamas - Antigua and Barbuda	10:0 (6:0)	NASSAU (BAH)						
16.08.2011	Antigua and Barbuda - Bermuda	0:5 (0:0)	NASSAU (BAH)						
18.08.2011	Bahamas - Bermuda	2:0 (0:0)	NASSAU (BAH)						
Caribbean Zone - First Round - Group B									
Date	Match	Result	City (Country)						
14.09.2011	Trinidad & Tobago - Dominica	13:0 (6:0)	ARIMA (TRI)						
18.09.2011	Dominica - Trinidad & Tobago	0:5 (0:4)	ROSEAU (DMA)						
25.09.2011	Dominica - St.Kitts and Nevis	5:0 (4:0)	ROSEAU (DMA)						
28.09.2011	St.Kitts and Nevis - Dominica	0:2 (0:1)	BASSETERRE (SKN)						
02.10.2011	St.Kitts and Nevis - Trinidad & Tobago	0:11 (0:5)	BASSETERRE (SKN)						
05.10.2011	Trinidad & Tobago - St.Kitts and Nevis	17:0 (10:0)	BASSETERRE (SKN)						
Caribbean Zone - First Round - Group C									
Date	Match	Result	City (Country)						
17.08.2011	Guyana - Curacao	1:1 (0:1)	GEORGETOWN (GUY)						
19.08.2011	Curacao - Anguilla	1:2 (0:0)	GEORGETOWN (GUY)						
21.08.2011	Guyana - Anguilla	2:0 (1:0)	GEORGETOWN (GUY)						
Caribbean Zone - First Round - Group D									
Date	Match	Result	City (Country)						
25.08.2011	Jamaica - Aruba	9:0 (4:0)	SAN CRISTOBAL (DOM)						
26.08.2011	Dominican Republic - Aruba	7:0 (3:0)	SAN CRISTOBAL (DOM)						
28.08.2011	Dominican Republic - Jamaica	0:3 (0:0)	SAN CRISTOBAL (DOM)						
Caribbean Zone - Second Round - Group Matches									
Date	Match	Result	City (Country)						
29.11.2011	Guyana - Trinidad & Tobago	0:8 (0:4)	KINGSTON (JAM)						
29.11.2011	Jamaica - Bahamas	2:0 (1:0)	KINGSTON (JAM)						
01.12.2011	Trinidad & Tobago - Bahamas	3:0 (2:0)	KINGSTON (JAM)						
01.12.2011	Jamaica - Guyana	5:0 (2:0)	KINGSTON (JAM)						
03.12.2011	Bahamas - Guyana	1:0 (1:0)	KINGSTON (JAM)						
03.12.2011	Jamaica - Trinidad & Tobago	0:1 (0:0)	KINGSTON (JAM)						
Rank	Team	MP	W	D	L	GF	GA	+/-	Points
1	Trinidad & Tobago	3	3	0	0	12	0	12	9
2	Jamaica	3	2	0	1	7	1	6	6
3	Bahamas	3	1	0	2	1	5	-4	3
4	Guyana	3	0	0	3	0	14	-14	0
Central American - First Round - Play-offs									
Date	Match	Result	City (Country)						
23.11.2011	Costa Rica - El Salvador	2:0 (1:0)	HEREDIA (CRC)						
26.11.2011	El Salvador - Costa Rica	0:0	SAN SALVADOR (SLV)						
23.11.2011	Panama - Nigcaragua	6:0 (3:0)	PANAMA CITY (PAN)						
27.11.2011	Nigcaragua - Panama	1:2 (0:1)	MANAGUA (NCA)						
Central American - Second Round - Play-offs									
Date	Match	Result	City (Country)						
07.12.2011	Panama - Costa Rica	1:0 (0:0)	DAVID (PAN)						
10.12.2011	Costa Rica - Panama	1:2 (1:1)	SAN ISIDRO DE EL GENERAL (CRC)						



CONCACAF CONTINUED

Final Tournament - Group A										
Date	Match	Result					City (Country)			
02.05.2012	Canada - Panama	6:0 (5:0)					GUATEMALA CITY (GUA)			
02.05.2012	Guatemala - Jamaica	0:3 (0:2)					GUATEMALA CITY (GUA)			
04.05.2012	Jamaica - Canada	0:4 (0:2)					GUATEMALA CITY (GUA)			
04.05.2012	Guatemala - Panama	1:7 (1:3)					GUATEMALA CITY (GUA)			
06.05.2012	Panama - Jamaica	1:1 (0:1)					GUATEMALA CITY (GUA)			
06.05.2012	Guatemala - Canada	1:6 (1:2)					GUATEMALA CITY (GUA)			
Rank	Team	MP	W	D	L	GF	GA	+/-	Points	
1	Canada	3	3	0	0	16	1	15	9	
2	Panama	3	1	1	1	8	8	0	4	
3	Jamaica	3	1	1	1	4	5	-1	4	
4	Guatemala	3	0	0	3	2	16	-14	0	
Final Tournament - Group B										
Date	Match	Result					City (Country)			
03.05.2012	Bahamas - USA	0:10 (0:5)					GUATEMALA CITY (GUA)			
03.05.2012	Mexico - Trinidad & Tobago	2:0 (2:0)					GUATEMALA CITY (GUA)			
05.05.2012	USA - Trinidad & Tobago	5:0 (1:0)					GUATEMALA CITY (GUA)			
05.05.2012	Mexico - Bahamas	6:0 (5:0)					GUATEMALA CITY (GUA)			
07.05.2012	Trinidad & Tobago - Bahamas	0:0					GUATEMALA CITY (GUA)			
07.05.2012	USA - Mexico	3:0 (3:0)					GUATEMALA CITY (GUA)			
Rank	Team	MP	W	D	L	GF	GA	+/-	Points	
1	USA	3	3	0	0	18	0	18	9	
2	Mexico	3	2	0	1	8	3	5	6	
3	Trinidad & Tobago	3	0	1	2	0	7	-7	1	
4	Bahamas	3	0	1	2	0	16	-16	1	
Final Tournament - Semi-final										
Date	Match	Result					City (Country)			
10.05.2012	USA - Panama	7:0 (3:0)					GUATEMALA CITY (GUA)			
10.05.2012	Canada - Mexico	1:0 (1:0)					GUATEMALA CITY (GUA)			
Final Tournament - Match for third place										
Date	Match	Result					City (Country)			
12.05.2012	Panama - Mexico	0:6 (0:1)					GUATEMALA CITY (GUA)			
Final Tournament - Final										
Date	Match	Result					City (Country)			
12.05.2012	USA - Canada	1:0 (1:0)					GUATEMALA CITY (GUA)			

OFC

Date	Match	Result					City (Country)			
09.04.2012	New Caledonia - Papua New Guinea	0:1 (0:1)					MANGERE (NZL)			
09.04.2012	New Zealand - Cook Islands	7:0 (4:0)					MANGERE (NZL)			
11.04.2012	New Zealand - New Caledonia	13:1 (4:1)					MANGERE (NZL)			
11.04.2012	Cook Islands - Papua New Guinea	2:3 (1:2)					MANGERE (NZL)			
13.04.2012	Cook Islands - New Caledonia	3:0 (1:0)					MANGERE (NZL)			
13.04.2012	New Zealand - Papua New Guinea	9:0 (5:0)					MANGERE (NZL)			
Rank	Team	MP	W	D	L	GF	GA	+/-	Points	
1	New Zealand	3	3	0	0	29	1	28	9	
2	Papua New Guinea	3	2	0	1	4	11	-7	6	
3	Cook Islands	3	1	0	2	5	10	-5	3	
4	New Caledonia	3	0	0	3	1	17	-16	0	



CONMEBOL

First Stage - Group A									
Date	Match	Result			City (Country)				
10.03.2012	Argentina - Ecuador	1:0 (1:0)			SUCRE (BOL)				
10.03.2012	Bolivia - Peru	4:1 (2:0)			SUCRE (BOL)				
12.03.2012	Argentina - Peru	3:0 (2:0)			SUCRE (BOL)				
12.03.2012	Ecuador - Uruguay	2:7 (1:3)			SUCRE (BOL)				
14.03.2012	Peru - Ecuador	1:1 (0:1)			SUCRE (BOL)				
14.03.2012	Bolivia - Uruguay	1:2 (1:0)			SUCRE (BOL)				
16.03.2012	Uruguay - Argentina	1:0 (1:0)			SUCRE (BOL)				
16.03.2012	Bolivia - Ecuador	2:4 (0:2)			SUCRE (BOL)				
18.03.2012	Peru - Uruguay	2:3 (2:2)			SUCRE (BOL)				
18.03.2012	Bolivia - Argentina	3:4 (1:4)			SUCRE (BOL)				
First Stage - Group A									
Rank	Team	MP	W	D	L	GF	GA	+/-	Points
1	Uruguay	4	4	0	0	13	5	8	12
2	Argentina	4	3	0	1	8	4	4	9
3	Ecuador	4	1	1	2	7	11	-4	4
4	Bolivia	4	1	0	3	10	11	-1	3
5	Peru	4	0	1	3	4	11	-7	1
First Stage - Group B									
Date	Match	Result			City (Country)				
09.03.2012	Colombia - Venezuela	2:1 (0:0)			SANTA CRUZ (BOL)				
09.03.2012	Brazil - Paraguay	7:0 (1:0)			SANTA CRUZ (BOL)				
11.03.2012	Paraguay - Colombia	0:3 (0:0)			MONTERO (BOL)				
11.03.2012	Chile - Venezuela	0:3 (0:2)			MONTERO (BOL)				
13.03.2012	Colombia - Chile	3:0 (1:0)			SANTA CRUZ (BOL)				
13.03.2012	Venezuela - Brazil	0:3 (0:0)			SANTA CRUZ (BOL)				
15.03.2012	Paraguay - Chile	2:1 (1:1)			SANTA CRUZ (BOL)				
15.03.2012	Brazil - Colombia	5:1 (3:1)			SANTA CRUZ (BOL)				
17.03.2012	Venezuela - Paraguay	3:2 (3:0)			MONTERO (BOL)				
17.03.2012	Chile - Brazil	0:9 (0:5)			MONTERO (BOL)				
First Stage - Group B									
Rank	Team	MP	W	D	L	GF	GA	+/-	Points
1	Brazil	4	4	0	0	24	1	23	12
2	Colombia	4	3	0	1	9	6	3	9
3	Venezuela	4	2	0	2	7	7	0	6
4	Paraguay	4	1	0	3	4	14	-10	3
5	Chile	4	0	0	4	1	17	-16	0
Second Stage - Final Round									
Date	Match	Result			City (Country)				
21.03.2012	Uruguay - Colombia	2:1 (1:0)			SUCRE (BOL)				
21.03.2012	Brazil - Argentina	5:1 (2:1)			SUCRE (BOL)				
23.03.2012	Uruguay - Argentina	4:2 (0:0)			SUCRE (BOL)				
23.03.2012	Brazil - Colombia	3:1 (0:0)			SUCRE (BOL)				
25.03.2012	Argentina - Colombia	0:4 (0:2)			SUCRE (BOL)				
25.03.2012	Uruguay - Brazil	0:1 (0:1)			SUCRE (BOL)				
Second Stage - Final Round									
Rank	Team	MP	W	D	L	GF	GA	+/-	Points
1	Brazil	3	3	0	0	9	2	7	9
2	Uruguay	3	2	0	1	6	4	2	6
3	Colombia	3	1	0	2	6	5	1	3
4	Argentina	3	0	0	3	3	13	-10	0



UEFA

First Qualifying Round - Group 1										
Date	Match	Result			City (Country)					
15.10.2011	Poland - Latvia	6:0 (3:0)			BIALA PODLASKA (POL)					
15.10.2011	Switzerland - Georgia	17:1 (10:0)			RADZYN PODLASKI (POL)					
17.10.2011	Poland - Georgia	12:0 (8:0)			BIALA PODLASKA (POL)					
17.10.2011	Switzerland - Latvia	15:0 (7:0)			RADZYN PODLASKI (POL)					
20.10.2011	Latvia - Georgia	1:0 (1:0)			RADZYN PODLASKI (POL)					
20.10.2011	Poland - Switzerland	1:2 (0:1)			BIALA PODLASKA (POL)					
Rank	Team	MP	W	D	L	GF	GA	+/-	Points	
1	Switzerland	3	3	0	0	34	2	32	9	
2	Poland	3	2	0	1	19	2	17	6	
3	Latvia	3	1	0	2	1	21	-20	3	
4	Georgia	3	0	0	3	1	30	-29	0	
First Qualifying Round - Group 2										
Date	Match	Result			City (Country)					
10.10.2011	Republic of Ireland - Romania	3:2 (1:0)			STRUMICA (MKD)					
10.10.2011	FYR Macedonia - Italy	0:6 (0:0)			STRUMICA (MKD)					
12.10.2011	FYR Macedonia - Republic of Ireland	0:6 (0:3)			STRUMICA (MKD)					
12.10.2011	Romania - Italy	3:2 (2:1)			STRUMICA (MKD)					
15.10.2011	Italy - Republic of Ireland	1:1 (0:0)			STRUMICA (MKD)					
15.10.2011	FYR Macedonia - Romania	1:6 (1:3)			STRUMICA (MKD)					
Rank	Team	MP	W	D	L	GF	GA	+/-	Points	
1	Republic of Ireland	3	2	1	0	10	3	7	7	
2	Romania	3	2	0	1	11	6	5	6	
3	Italy	3	1	1	1	9	4	5	4	
4	FYR Macedonia	3	0	0	3	1	18	-17	0	
First Qualifying Round - Group 3										
Date	Match	Result			City (Country)					
17.10.2011	Hungary - Bulgaria	3:0 (2:0)			TELKI (HUN)					
17.10.2011	Sweden - Croatia	6:0 (5:0)			TATABANYA (HUN)					
19.10.2011	Hungary - Croatia	4:0 (2:0)			TELKI (HUN)					
19.10.2011	Sweden - Bulgaria	10:0 (8:0)			TATABANYA (HUN)					
22.10.2011	Bulgaria - Croatia	2:2 (1:1)			TATABANYA (HUN)					
22.10.2011	Hungary - Sweden	0:5 (0:2)			TELKI (HUN)					
Rank	Team	MP	W	D	L	GF	GA	+/-	Points	
1	Sweden	3	3	0	0	21	0	21	9	
2	Hungary	3	2	0	1	7	5	2	6	
3	Croatia	3	0	1	2	2	12	-10	1	
4	Bulgaria	3	0	1	2	2	15	-13	1	
First Qualifying Round - Group 4										
Date	Match	Result			City (Country)					
02.10.2011	Lithuania - Russia	0:2 (0:1)			KAUNAS (LTU)					
02.10.2011	Norway - Slovenia	4:1 (1:0)			ALYTUS (LTU)					
04.10.2011	Lithuania - Norway	0:11 (0:8)			KAUNAS (LTU)					
04.10.2011	Slovenia - Russia	2:4 (1:3)			ALYTUS (LTU)					
07.10.2011	Lithuania - Slovenia	0:4 (0:3)			KAUNAS (LTU)					
07.10.2011	Russia - Norway	0:2 (0:0)			ALYTUS (LTU)					
Rank	Team	MP	W	D	L	GF	GA	+/-	Points	
1	Norway	3	3	0	0	17	1	16	9	
2	Russia	3	2	0	1	6	4	2	6	
3	Slovenia	3	1	0	2	7	8	-1	3	
4	Lithuania	3	0	0	3	0	17	-17	0	



First Qualifying Round - Group 5									
Date	Match	Result		City (Country)					
14.10.2011	France - Faroe Islands	10:0 (5:0)		ORHEI (MDA)					
14.10.2011	Moldova - Wales	1:0 (0:0)		VADUL LUI VODA (MDA)					
16.10.2011	Faroe Islands - Wales	0:1 (0:0)		TERNOVCA (MDA)					
16.10.2011	Moldova - France	1:8 (0:3)		VADUL LUI VODA (MDA)					
19.10.2011	Moldova - Faroe Islands	0:1 (0:1)		VADUL LUI VODA (MDA)					
19.10.2011	Wales - France	0:5 (0:3)		ORHEI (MDA)					
Rank	Team	MP	W	D	L	GF	GA	+/-	Points
1	France	3	3	0	0	23	1	22	9
2	Wales	3	1	0	2	1	6	-5	3
3	Moldova	3	1	0	2	2	9	-7	3
4	Faroe Islands	3	1	0	2	1	11	-10	3
First Qualifying Round - Group 6									
Date	Match	Result		City (Country)					
11.10.2011	England - Israel	4:1 (2:1)		BELFAST (NIR)					
11.10.2011	Northern Ireland - Finland	2:4 (1:4)		BELFAST (NIR)					
13.10.2011	Israel - Finland	0:7 (0:5)		DUNGANNON (NIR)					
13.10.2011	Northern Ireland - England	1:2 (0:1)		LURGAN (NIR)					
16.10.2011	Finland - England	2:4 (1:4)		DUNGANNON (NIR)					
16.10.2011	Northern Ireland - Israel	1:2 (1:1)		BELFAST (NIR)					
Rank	Team	MP	W	D	L	GF	GA	+/-	Points
1	England	3	3	0	0	10	4	6	9
2	Finland	3	2	0	1	13	6	7	6
3	Israel	3	1	0	2	3	12	-9	3
4	Northern Ireland	3	0	0	3	4	8	-4	0
First Qualifying Round - Group 7									
Date	Match	Result		City (Country)					
29.09.2011	Denmark - Greece	6:0 (1:0)		ZRENJANIN (SRB)					
29.09.2011	Serbia - Turkey	4:3 (2:1)		BANATSKI DVOR (SRB)					
01.10.2011	Greece - Turkey	0:2 (0:0)		ZRENJANIN (SRB)					
01.10.2011	Serbia - Denmark	2:2 (1:1)		BANATSKI DVOR (SRB)					
04.10.2011	Serbia - Greece	3:0 (0:0)		ZRENJANIN (SRB)					
04.10.2011	Turkey - Denmark	1:3 (1:2)		BANATSKI DVOR (SRB)					
Rank	Team	MP	W	D	L	GF	GA	+/-	Points
1	Denmark	3	2	1	0	11	3	8	7
2	Serbia	3	2	1	0	9	5	4	7
3	Turkey	3	1	0	2	6	7	-1	3
4	Greece	3	0	0	3	0	11	-11	0
First Qualifying Round - Group 8									
Date	Match	Result		City (Country)					
30.09.2011	Belgium - Estonia	8:0 (4:0)		PRAGUE (CZE)					
30.09.2011	Czech Republic - Belarus	5:0 (2:0)		ROUDNICE (CZE)					
02.10.2011	Czech Republic - Estonia	6:0 (2:0)		ROUDNICE (CZE)					
02.10.2011	Belarus - Belgium	0:4 (0:3)		PRAGUE (CZE)					
05.10.2011	Czech Republic - Belgium	0:0		ROUDNICE (CZE)					
05.10.2011	Estonia - Belarus	0:4 (0:2)		LHOTA (CZE)					
Rank	Team	MP	W	D	L	GF	GA	+/-	Points
1	Belgium	3	2	1	0	12	0	12	7
2	Czech Republic	3	2	1	0	11	0	11	7
3	Belarus	3	1	0	2	4	9	-5	3
4	Estonia	3	0	0	3	0	18	-18	0



First Qualifying Round - Group 9									
Date	Match	Result			City (Country)				
30.09.2011	Azerbaijan - Ukraine	0:3 (0:1)			BAKU (AZE)				
30.09.2011	Spain - Bosnia-Herzegovina	6:0 (3:0)			BAKU (AZE)				
02.10.2011	Bosnia-Herzegovina - Ukraine	3:1 (2:0)			BAKU (AZE)				
02.10.2011	Azerbaijan - Spain	0:7 (0:2)			BAKU (AZE)				
05.10.2011	Azerbaijan - Bosnia-Herzegovina	1:2 (1:1)			BAKU (AZE)				
05.10.2011	Ukraine - Spain	0:7 (0:7)			BAKU (AZE)				
Rank	Team	MP	W	D	L	GF	GA	+/-	Points
1	Spain	3	3	0	0	20	0	20	9
2	Bosnia-Herzegovina	3	2	0	1	5	8	-3	6
3	Ukraine	3	1	0	2	4	10	-6	3
4	Azerbaijan	3	0	0	3	1	12	-11	0
First Qualifying Round - Group 10									
Date	Match	Result			City (Country)				
07.10.2011	Scotland - Kazakhstan	3:0 (0:0)			LINDABRUNN (AUT)				
07.10.2011	Austria - Iceland	1:2 (0:0)			GLOGGNITZ (AUT)				
09.10.2011	Kazakhstan - Iceland	0:3 (0:1)			LINDABRUNN (AUT)				
09.10.2011	Austria - Scotland	1:1 (1:1)			GLOGGNITZ (AUT)				
12.10.2011	Iceland - Scotland	2:2 (1:0)			LINDABRUNN (AUT)				
12.10.2011	Austria - Kazakhstan	11:0 (6:0)			GLOGGNITZ (AUT)				
Rank	Team	MP	W	D	L	GF	GA	+/-	Points
1	Iceland	3	2	1	0	7	3	4	7
2	Scotland	3	1	2	0	6	3	3	5
3	Austria	3	1	1	1	13	3	10	4
4	Kazakhstan	3	0	0	3	0	17	-17	0
Second Qualifying Round - Group 1									
Date	Match	Result			City (Country)				
13.04.2012	Belgium - Switzerland	3:3 (1:1)			HARELBEKE (BEL)				
13.04.2012	England - Iceland	0:1 (0:1)			IEPER (BEL)				
15.04.2012	Switzerland - Iceland	1:0 (0:0)			POPERINGE (BEL)				
15.04.2012	Belgium - England	0:1 (0:1)			IEPER (BEL)				
18.04.2012	Belgium - Iceland	1:3 (0:2)			POPERINGE (BEL)				
18.04.2012	England - Switzerland	0:1 (0:1)			HARELBEKE (BEL)				
Rank	Team	MP	W	D	L	GF	GA	+/-	Points
1	Switzerland	3	2	1	0	5	3	2	7
2	Iceland	3	2	0	1	4	2	2	6
3	England	3	1	0	2	1	2	-1	3
4	Belgium	3	0	1	2	4	7	-3	1
Second Qualifying Round - Group 2									
Date	Match	Result			City (Country)				
19.03.2012	France - Republic of Ireland	4:0 (0:0)			HAMAR (NOR)				
19.03.2012	Norway - Poland	1:0 (1:0)			HAMAR (NOR)				
21.03.2012	France - Poland	4:0 (2:0)			HAMAR (NOR)				
21.03.2012	Norway - Republic of Ireland	2:0 (2:0)			HAMAR (NOR)				
24.03.2012	Norway - France	0:4 (0:2)			KONGSVINGER (NOR)				
24.03.2012	Poland - Republic of Ireland	0:1 (0:1)			HAMAR (NOR)				
Rank	Team	MP	W	D	L	GF	GA	+/-	Points
1	France	3	3	0	0	12	0	12	9
2	Norway	3	2	0	1	3	4	-1	6
3	Republic of Ireland	3	1	0	2	1	6	-5	3
4	Poland	3	0	0	3	0	6	-6	0



Second Qualifying Round - Group 3									
Date	Match	Result			City (Country)				
26.04.2012	Sweden - Finland	3:2 (2:0)			BRONDBY (DEN)				
26.04.2012	Denmark - Netherlands	2:1 (2:1)			GENTOFTE (DEN)				
28.04.2012	Netherlands - Finland	1:2 (1:1)			BALLERUP (DEN)				
28.04.2012	Denmark - Sweden	0:0			BRONDBY (DEN)				
01.05.2012	Denmark - Finland	3:0 (1:0)			BALLERUP (DEN)				
01.05.2012	Sweden - Netherlands	1:2 (1:0)			GENTOFTE (DEN)				
Rank	Team	MP	W	D	L	GF	GA	+/-	Points
1	Denmark	3	2	1	0	5	1	4	7
2	Sweden	3	1	1	1	4	4	0	4
3	Netherlands	3	1	0	2	4	5	-1	3
4	Finland	3	1	0	2	4	7	-3	3
Second Qualifying Round - Group 4									
Date	Match	Result			City (Country)				
10.04.2012	Germany - Czech Republic	2:0 (0:0)			MADRID (ESP)				
10.04.2012	Spain - Serbia	7:2 (3:2)			MADRID (ESP)				
12.04.2012	Germany - Serbia	4:0 (1:0)			MADRID (ESP)				
12.04.2012	Spain - Czech Republic	2:0 (0:0)			MADRID (ESP)				
15.04.2012	Spain - Germany	0:3 (0:1)			MADRID (ESP)				
15.04.2012	Serbia - Czech Republic	2:2 (1:1)			MADRID (ESP)				
Rank	Team	MP	W	D	L	GF	GA	+/-	Points
1	Germany	3	3	0	0	9	0	9	9
2	Spain	3	2	0	1	9	5	4	6
3	Czech Republic	3	0	1	2	2	6	-4	1
4	Serbia	3	0	1	2	4	13	-9	1
Final Tournament - Semi-final									
Date	Match	Result			City (Country)				
26.06.2012	Switzerland - France	1:5 (1:3)			NYON (SUI)				
26.06.2012	Denmark - Germany	0:2 (0:0)			NYON (SUI)				
Final Tournament - Match for third place									
Date	Match	Result			City (Country)				
29.06.2012	Switzerland - Denmark	0:0 PSO 4:5			NYON (SUI)				
Final Tournament - Final									
Date	Match	Result			City (Country)				
29.06.2012	France - Germany	1:1 (0:0) PSO 3:4			NYON (SUI)				