

The background of the entire page is a black and white photograph of a large crowd at a sporting event. In the foreground, several people's hands are raised in the air, some pointing upwards. The crowd in the background is dense and fills the arena. The overall atmosphere is one of excitement and celebration.

2011 MEDIA GUIDE

2011 SCHEDULE

MAY

SUN	MON	TUE	WED	THU	FRI	SAT
1	2	3	4	5	6	7
8	9	10	11	12	13	14
15	16	17	18	19	20	21
22	23	24	25 @ CON* 6 p.m.	26	27 v. CON* 6 p.m.	28
29	30	31				

JULY

SUN	MON	TUE	WED	THU	FRI	SAT
					1 @ NYL 6 p.m.	2
3	4	5	6	7	8 v. NYL 7 p.m.	9
10	11	12 v. LAS 7 p.m.	13	14 v. SEA 8 p.m.	15	16
17	18 @ LAS 9:30 p.m.	19	20	21 @ SEA 9 p.m.	22	23 All-Star 2:30 p.m.
24	25	26 @ WAS 6 p.m.	27	28 v. PHX 11:30 a.m.	29	30
31 v. MIN 2 p.m.						

SEPTEMBER

SUN	MON	TUE	WED	THU	FRI	SAT
				1 v. PHX 7 p.m.	2	3 v. SEA 7 p.m.
4	5	6 @ LAS 9:30 p.m.	7	8	9	10 v. WAS 7 p.m.
11 @ TUL 6 p.m.	12	13	14	15	16	17
18	19	20	21	22	23	24
25	26	27	28	29	30	

JUNE

SUN	MON	TUE	WED	THU	FRI	SAT
			1	2	3	4 v. TUL 7 p.m.
5	6	7	8	9	10 @ TUL 7 p.m.	11 v. ATL 7 p.m.
12	13	14	15	16	17 @ PHX 9 p.m.	18
19	20	21 v. PHX 7 p.m.	22	23	24 v. LAS 7 p.m.	25
26 @ ATL 2 p.m.	27	28 @ CHI 7 p.m.	29	30		

AUGUST

SUN	MON	TUE	WED	THU	FRI	SAT
	1	2 @ SEA 9 p.m.	3	4 @ MIN 7 p.m.	5	6 v. TUL 7 p.m.
7	8	9 @ IND 6 p.m.	10	11 @ CON 6:30 p.m.	12	13
14 v. CHI 2 p.m.	15	16 v. IND 7 p.m.	17	18	19	20 @ PHX 9 p.m.
21	22	23 @ SEA 9 p.m.	24	25	26 @ MIN 7 p.m.	27
28 v. MIN 2 p.m.	29	30 v. CON 7 p.m.	31			

Game times are Central Standard Time (CST)

* - Denotes preseason game

Silver Stars tickets are available now at all San Antonio Ticketmaster locations, including by phone at (210) 225-TEAM, or online at ticketmaster.com or sasilverstars.com. Tickets can also be purchased at the AT&T Center Southeast Box Office Monday through Friday from 8 a.m. to 6 p.m. or on weekend event days starting at 10 a.m. or by calling 210-444-5090.

TABLE OF CONTENTS

San Antonio Silver Stars Roster	1
Spurs Sports & Entertainment Front Office	
Silver Stars Directory	3
Peter M. Holt.....	5
Rick Pych.....	6
R.C. Buford.....	7
Lawrence Payne.....	8
Frank Miceli.....	8
Lori Warren.....	9
Joe Clark.....	9
Laura Dixon.....	10
Leo Gomez.....	10
Russell Warren	11
Silver Stars Basketball Staff	
Dan Hughes.....	12-13
Steve Shuman.....	14
Vickie Johnson.....	15
Silver Stars Basketball Staff.....	16
Silver Stars Players	18-41
Silver Stars History and Records	
Year-By-Year	43-58
Notable Dates	60-61
All-Time Players	62-68
Coaching Records	69
Awards and Recognitions.....	70
Draft History.....	71
Transactions	72-73
Career Records	75-76
Individual Records	77
Team Records.....	78
Playoff Records.....	79-80
Playoff Results.....	81
Opponents	83-85
WNBA History	
History of the WNBA.....	87-89
Stars in the Community	
WNBA Cares.....	91
Silver and Black Give Back.....	92
Media	
Media Information	94
TV/Radio	95
San Antonio Media Outlets.....	96

www.SASilverStars.com

Information

AT&T Center.....	98
Arena Seating Chart	98
Dance Team and Mascot.....	99
WNBA Court Diagram	100

Contact Information

One AT&T Center Parkway
San Antonio, TX 78219
Phone: 210-444-5000
www.SASilverStars.com
Ticket Information: 210-444-5090

Public Relations Manager - Lindsey Campbell
Office: 210-444-5738
Mobile: 210-998-9000
lcampbell@attcenter.com

Credits

The 2011 San Antonio Silver Stars Media Guide was designed, written and edited by Lindsey Campbell. Photography by NBAE and Getty Images.

2011 SAN ANTONIO SILVER STARS ROSTER

No.	Player	Pos.	Ht.	Wt.	D.O.B.	School/Country	WNBA
23	Danielle Adams	F-C	6-1		2/19/89	Texas A&M	R
32	Jayne Appel	C	6-4	210	5/14/88	Stanford	1
41	Tully Bevilaqua	G	5-7	145	7/19/72	Australia	12
25	Becky Hammon	G	5-6	136	3/11/77	Colorado State	12
5	Roneeka Hodges	G	5-11	165	7/19/82	Florida State	6
7	Jia Perkins	G	5-8	155	2/23/82	Texas Tech	7
21	Porsha Phillips	F	6-2		1/13/88	Georgia	R
00	Ruth Riley	C	6-5	198	8/28/79	Notre Dame	10
13	Danielle Robinson	G	5-9		5/10/89	Oklahoma	R
3	Scholanda Robinson	G	5-11	162	1/9/83	Louisiana State	5
33	Sophia Young	F	6-1	165	12/15/83	Baylor	5

Head Coach.....Dan Hughes (Muskingum '77; Miami (OH) '78)

Assistant Coach.....Steve Shuman (Cal State Sacramento '89)

Assistant Coach.....Vickie Johnson (Louisiana Tech '96)

Athletic Trainer.....Tonya Holley (St. Andrew's Presbyterian '97)

Strength & Conditioning Coach.....Chrissy Stragisher (Muskingum)

Equipment Manager.....Will Grove (San Antonio College)

Basketball Operations Manager.....Melissa Martinez (University of Incarnate Word)

PRONUNCIATION GUIDE

Bevilaqua.....bev-ill-AQUA

Roneeka.....raw-KNEE-kuh

Jia.....Gia

Scholanda.....show-LAWN-duh





sasilverstars.com



sasilverstars.com



FRONT OFFICE

sasil

rs.com



STAFF DIRECTORY

San Antonio Silver Stars

AT&T Center

One AT&T Center Parkway

San Antonio, TX 78219

Front Office: (210) 444-5000, Ticket Information: (210) 444-5090

Press Row: (210) 444-5844

Fax: (210) 444-5699

ADMINISTRATION

Ownership	Spurs Sports & Entertainment
Chairman & CEO	Peter Holt
President of Business Operations.....	Rick Pych
President of Sports Franchises/Spurs GM.....	R.C. Buford
Executive Vice President of Corporate Partnership & Broadcasting	Lawrence Payne
Senior Vice President of Sales & Marketing.....	Frank Miceli
Senior Vice President of Finance & Corporate Administration.....	Lori Warren
Vice President of Sales	Joe Clark
Vice President of Public & Government Affairs.....	Leo Gomez
Executive Director of Silver and Black Give Back & Community Service.....	Laura Dixon
Director of Business Operations, WNBA.....	Russell J. Warren
Silver Stars Administrative Assistant	Starla Scrivner

BASKETBALL OPERATIONS

General Manager/Head Coach.....	Dan Hughes
Assistant Coaches.....	Vickie Johnson, Steve Shuman
Head Athletic Trainer.....	LaTonya Holley
Team Physicians.....	Richard Steffen, M.D., Paul Saenz, D.O., Timothy S. Palomera, M.D.
Strength and Conditioning Coach	Chrissy Stragisher
Equipment Manager	Will Grove
Basketball Operations Manager.....	Melissa Martinez
Public Relations Manager.....	Lindsey Campbell
Basketball Interns	Amie Bradley, Tim Springer

BUSINESS OPERATIONS

Game Operations Manager	Evan Maxwell
Ticket Manager.....	Jason Dawbin
Talent Resources Manager	Sonia Davies
Business Operations Manager.....	Josh White
Silver Stars Ticket Sales Manager.....	Matt Kalister
Senior Franchise Service Coordinator.....	Kassie Smiley
Marketing Manager.....	Steven Rohall
WNBA Sales Representatives	Janeen Johnson, Alma Lara, Sandy Vasquez, Trustin Volesky
Marketing Representative.....	Martin Sharp

MEDIA

Director of Broadcasting.....	Mike Kickirillo
Radio/Television Play-by-Play	Andrew Monaco
TV Analyst	Brenda VanLengen
Radio Play-by-Play.....	Andy Everett

FRONT OFFICE



OWNERSHIP GROUP

★ CHAIRMAN OF THE BOARD



PETER M. HOLT
Chief Executive Officer
HOLT CAT

★ BOARD OF DIRECTORS



LIZA CARTMELL
Group President/Sports & Entertainment
Aramark Sports & Entertainment Group



BRUCE HILL
Partner
R&B Partnership



CATHY COUGHLIN
Senior Executive Vice President and Global Marketing Officer
AT&T Inc.



JAMES R. LEININGER, M.D.
Founder and Chairman Emeritus
Kinetic Concepts, Inc.



CHARLES EBROM
President/Treasurer
Zachry Hospitality Corporation



LARRY MILLS
Executive Vice President
HOLT CAT

On March 26, 1993, a group of 22 investors purchased the San Antonio Spurs. The group currently numbers 20 investors who are members of a limited liability company known as San Antonio Spurs, L.L.C. The ownership group has a seven-person governing and decision-making body and Peter M. Holt serves as the Chairman of the group. Listed below are the current members of San Antonio Spurs, L.L.C.:

ARAMARK Sports & Entertainment Group, Raymond Joseph Barshick, Cassandra Carr, Clear Channel Communications Inc., George C. Hixon, H.H. Sports, Ltd., IBC Capital Corporation, Sylvan Stephen Lang, James R. Leininger, Paul R. Markey, R&B Partnership (Russell and Bruce Hill), David M. Robinson, AT&T Ventures Investments, Inc., Sierra Sports & Entertainment Family Limited Partnership, Southwest Business Corporation, STW Interests, Sunrise Sports & Entertainment, Valero Energy Corporation, Zachry Hospitality Corporation.



PETER M. HOLT

Chairman and CEO, Spurs Sports & Entertainment



Now in his 15th season as Chairman and CEO ... he and his wife, Julianna Hawn Holt, bought into the Spurs ownership group in 1996 ... since that time the organization has enjoyed unprecedented growth and success ... four NBA championships, a successful campaign for a new arena and two new San Antonio-based sports franchises are among the accomplishments achieved during Holt's tenure ... thanks in part to the AT&T Center – which opened in November of 2002 – the organization is now known as Spurs Sports & Entertainment ... with over 200 fulltime employees, Spurs Sports & Entertainment runs four professional sports franchises – the Spurs, the Silver Stars, the Rampage and the Austin Toros – while also managing the day-to-day operations of the AT&T Center ... over the last 12 seasons (since Tim Duncan joined the team in 1997–98) the Spurs have posted a regular season record of 669-283 ... the team's winning percentage of .703 during that span is the best of any team in the four major sports (MLB, NBA, NFL and NHL) ... during the Duncan era the Spurs have captured four NBA championships (1999, 2003, 2005 and 2007) ... the Spurs organization has twice been named the best franchise in professional sports (2003 and 2005) in the annual ESPN The Magazine Ultimate Standings survey (each year the Ultimate Standings ranks every professional team in a formula using analysis of team financial data combined with fan feedback in which over 30,000 fans judge teams by eight factors including players, bang for the buck, ownership, and stadium experience ... in June of 2007 SS&E purchased the Austin Toros of the NBA Development League (the Spurs are one of three NBA teams – along with the Lakers and the Thunder – to own and operate their own D-League team) ... the great-grandson of Benjamin Holt, inventor of the first track-type tractor which became the basis for Caterpillar Inc. ... serves as the CEO of San Antonio-based HOLT CAT (the firm still displays several of Ben Holt's early tractors outside its headquarters) which is the largest Caterpillar dealership in the United States ... born in Peoria, Illinois ... lived in San Antonio as a child before moving to Corpus Christi, where he graduated from high school ... served two years in the U.S. Army during which time he earned a Silver Star,

three Bronze Stars and a Purple Heart from his one-year tour of duty in Vietnam ... ended his military service as a Sergeant E5 ... in 2009 named Fundraising Chairman for an Education Center to be built at the Wall of the Vietnam Veteran's Memorial ... a staunch believer in community service ... is proud of the Spurs commitment to South Texas and its residents (in 2000 the Spurs earned the Pro Team Community Award presented by the World Sports Humanitarian Hall of Fame, an award presented annually to the professional sports franchise that best illustrates exceptional community involvement and fosters community pride and spirit) ... among the Spurs community efforts are the Spurs Youth Basketball League, the annual countywide United Way campaign and a variety of educational outreach programs which service over 85 percent of the elementary schools in Bexar County (during the 2007–08 season over 200,000 area students were touched by the various SS&E education programs) ... Holt's own efforts include a lengthy list of community service positions ... in July of 2007 was appointed chairman of the Texas Parks and Wildlife Commission by Governor Rick Perry ... a member of the World Presidents' Organization ... is the corporate chair of the Consortium of Partners OwnUp SA No Kill initiative ... 2009 recipient of Woodrow Wilson Award for Public Service ... serves as a board member for Free Trade Alliance San Antonio, the San Antonio Economic Development Foundation, the Trust Company and the Texas State Aquarium ... serves as board member of the Bexar County Performing Arts Center Foundation ... is a trustee of Trinity University and serves on the advisory board of the McCombs School of Business at the University of Texas ... past chairman of the United Way of San Antonio and Bexar County ... named to the Texas Business Hall of Fame in 2004 ... he and Julianna have been Spurs season ticket holders since 1988.



RICK PYCH

President/Business Operations



In his 18th season with the Spurs ... leads the business operations for all four sports franchises owned and operated by Spurs Sports & Entertainment which includes the Spurs (NBA), the Rampage (AHL Hockey), the Silver Stars (WNBA), and the Austin Toros (NBA Development League) as well as the operations of the AT&T Center ... includes marketing, corporate partnerships and ticket sales, finance and administration, communications, corporate development, community relations, and facilities management as well as all corporate business and player planning and new initiatives on behalf of the organization and ownership ... over 34 years of financial and business management experience in public accounting, banking, real estate, and sports and entertainment ... named the Spurs chief financial officer in 1993 ... promoted to executive vice president in 2000 and president of business operations in 2008 ... in 1995 started a development, financial and operating study for a new multipurpose arena that would eventually be the new home to the Spurs ... was named in 1999 as the chief development officer for the AT&T Center ... managed the successful county referendum in 1999 that provided public funding to build the AT&T Center and again in 2008 a second referendum that will provide funds for additional improvements starting in 2012 ... directed all aspects of the AT&T Center development project ... led negotiations with Bexar County in finalizing the arena's development and operating agreements ... negotiated and arranged adequate credit capacity to provide SS&E's contribution to the construction project as well as ongoing franchise funding ... oversaw a team of architects, contractors, and project managers in the design and construction of the AT&T Center which opened on time and on budget in October 2002 ... led the organization's efforts to bring hockey to the AT&T Center ... in 2002 negotiated the purchase of an American Hockey League (AHL) affiliate and then entered into a joint venture and affiliation with the Florida Panthers to play in San Antonio ... in the summer of 2005 led SS&E's effort to become the sole owner of the San Antonio Rampage and negotiated a new affiliation agreement with the Phoenix Coyotes that was renewed in 2008 ... past chairman of the AHL Executive Committee and is the current Board of Governors representative ... in the summer of 2007 led the negotiations to purchase the NBA Development League team in Austin, Texas, the Austin Toros ... a member of the Board of Directors of the San Antonio Sports Foundation dating back to 1989 ... was part of the organization's efforts to bring major sporting events to San Antonio, including the U.S. Olympic Festival in 1993, the 1995 National Senior Olympics, the 2002 NCAA Women's Final Four and the 1998, 2004, and 2008 NCAA Men's Final Four, and the bid for the 2007 Pan Am Games ... serves on the Executive Committee and Board of Trustees of Via Metropolitan Transit, Executive Committee and Board of the San Antonio-Bexar County Metropolitan Planning Organization, Executive Committee and Board of the San Antonio Economic Development Foundation and the Board of the San Antonio Tax Increment Reinvestment Zone ... holds a degree in accounting from Fairfield University and is a CPA ... has a 23-year-old son, Zack who played two seasons of junior hockey in the AJHL and is now attending Hamilton College in Clinton, NY.



R.C. BUFORD

President of Sports Franchises



Named president of sports franchises for Spurs Sports & Entertainment in July of 2008 ... in his current position continues to serve as the general manager of the Spurs while overseeing the sports administration for the other three teams in the SS&E family (the Austin Toros, the San Antonio Silver Stars and the San Antonio Rampage) ... in his 20th season with the Spurs ... started his coaching career at the University of Kansas in 1983 ... during each of his five seasons at Kansas, the Jayhawks participated in the NCAA Tournament ... was an assistant coach for the team that won the 1988 NCAA Championship as well as the 1985-86 squad that advanced to the Final Four ... made the move to the NBA in the summer of 1988 joining the Spurs as an assistant coach on Larry Brown's staff (other assistants on that staff included Gregg Popovich, Alvin Gentry and Ed Manning) ... spent four seasons as an assistant with the Spurs ... during that time San Antonio won back-to-back Midwest Division titles (1990 and 1991) ... joined the Los Angeles Clippers in the summer of 1992 as the first assistant for Coach Brown ... the Clippers posted a 41-41 record during the 1992-93 season and earned a spot in the 1993 Playoffs ... served as an assistant coach at the University of Florida during the 1993-94 season (as the team advanced to the Final Four for the first time in school history) ... returned to San Antonio in the summer of 1994 when Gregg Popovich hired him as the team's head scout ... in the summer of 1997 he became the Spurs director of scouting ... promoted to vice president/assistant general manager in the summer of 1999 ... was named the Spurs general manager in July of 2002 ... there are four NBA general managers who either worked or played for the Spurs during his tenure in San Antonio: Danny Ferry (Cleveland), Steve Kerr (Phoenix), Sam Presti (Oklahoma City) and Kevin Pritchard (Portland) ... played collegiate basketball at Texas A&M University and Oklahoma State before receiving his degree from Friends University ... involved in the NBA Basketball Without Borders Africa camp ... served as a Board Member for Roy Maas' Youth Alternatives ... serves on the Board of Directors of PeacePlayers International ... his wife, Beth, is a former player on the LPGA Tour ... they are both active with the Juvenile Diabetes Research Foundation ...

they have three children: a son, Chase, a daughter, C.C. and in 2004 they welcomed Alexis Wangmene to their family ... Wangmene is from Cameroon and met the Bufords in September of 2004 during the Basketball Without Borders program in Johannesburg ... Chase is a junior basketball player at Kansas and Alexis is a junior basketball player at Texas.



LAWRENCE PAYNE

Executive Vice President/Corporate Partnership and Broadcasting



Lawrence Payne joined Spurs Sports & Entertainment in 1976 after graduating from the University of Texas School of Law. Under his direction, SS&E has built one of the most extensive broadcast lineups in professional sports. Between Spurs, Rampage and Silver Stars, Payne's department is responsible for more than 600 productions each year. Under Payne's direction, the Spurs were among the first in the NBA to bring inventory and sales completely in-house. An executive producer for each and every project, Payne is involved in all aspects from

contract rights negotiations to the look of the broadcasts. He also manages the organization's sponsorship sales efforts and inventory, including radio and TV inventory, print, Internet, signage, corporate suites and in-arena and out-of-arena promotions/licensing. Payne also oversees all aspects of Spurs Sports & Entertainment's Game Operations and Community Relation efforts. He has won two national ACE Awards, the Silver Medal at the International Film and Television Festival of New York and several local Addy awards. Payne was selected as a charter member of the NBA Broadcast Advisory Board and is a member of the University of Texas Law School Non-Practicing Advisory Council. He also serves as a mentor to University of Texas Law School Students. He has been married to Mary for 30 years and they have two sons, 25-year-old Bryan, a third-year law student at the University of California-Hastings College of the Law and 21-year-old Will, a junior at UT Austin majoring in Radio-Television-Film.

FRANK MICELI

Senior Vice President/Marketing & Sales



Frank Miceli joined Spurs Sports & Entertainment in September of 2008 after spending more than 10 years as chief operating officer of the American Hockey League's Philadelphia Phantoms. After taking over COO duties for the Phantoms in 1996, he added the role of director of minor league operations for all of Comcast-Spectacor in November 2000. While with Comcast-Spectacor, Miceli was responsible for overseeing the Phantoms and the organization's three minor-league baseball teams (Bowie Baysox, Delmarva Shorebirds

and Frederick Keys). Following the 1997-98 season, Miceli earned the James C. Hendy Award, which is presented to the American Hockey League's outstanding executive. His duties with the Phantoms included overseeing all operations, including fiscal management, sales, marketing, advertising, sponsorship sales and public relations. Prior to joining the Phantoms, Miceli was the director of sales and marketing for the Philadelphia Flyers (NHL), managing more than 15,000 season ticket accounts. He was responsible for moving the entire season ticket base of the Flyers into their new home at the Wachovia Center. Miceli joined Comcast-Spectacor in 1990 as vice president of marketing and advertising at Spectathlete. Prior to joining Comcast-Spectacor, he served as the advertising director for the Clover division of Strawbridge & Clothier in Philadelphia, advertising manager for John Wannamaker in Philadelphia and advertising director for Gimbels in both New York and Philadelphia. A native of South Philadelphia, Miceli earned a bachelor's degree from the University of Scranton. He and his wife, Michele, have two daughters, Amanda and Maria.



LORI WARREN

Senior Vice President/Finance and Corporate Administration



Lori Warren is in her 18th year with Spurs Sports & Entertainment. She spent seven seasons as the team’s controller and was named vice president of finance in the summer of 2000. Recently named senior vice president—finance and corporate administration, Warren is responsible for all financial operations and reporting, cash management, related tax matters and insurance risk management for Spurs Sports & Entertainment, as well as oversight responsibilities in the areas of human resources, employee development and

corporate administration. She was heavily involved in all financial aspects of the AT&T Center development project. Prior to joining the Spurs organization, Warren worked in the audit department for KPMG Peat Marwick in Dallas and San Antonio. A Certified Public Accountant, Warren graduated with a degree in accounting from Texas A&M, where she played one season of varsity tennis. Warren was selected as a member of the 2007–08 Leadership San Antonio Class 33. She is a 2007 recipient of the San Antonio Business Journal’s 40 under 40 award, a member of the Texas Society of CPA’s and is an active volunteer with her children’s school and sports activities. She and her husband, Garren, have two sons, Chandler and Trevor.

JOE CLARK

Vice President/Ticket Sales and Services



Joe Clark is in his 26th season with Spurs Sports & Entertainment. He began his career with the Spurs as a sales intern and today is responsible for the entire ticket sales, premium and season ticket services, as well as the ticket operations departments. He served in several roles with the Spurs organization before being promoted to his current position in 1992. He led the organization’s drive to put “fans first,” an effort executed by a team of 14 service professionals who work in Guest Services serving suite, courtside, charter,

plaza and Club 200 season ticket holders. Clark oversees an experienced team of 19 season and group ticket sales executives who consistently provide a first class outing in addition to a great seat for a Spurs, Rampage or Silver Stars game. He also leads a tenured team of 10 ticket operations and database staff responsible for the individual game ticket sales and ticket administration. He has twice coordinated relocation efforts for Spurs ticket holders (from HemisFair Arena to the Alamodome in 1993 and from the Alamodome to the AT&T Center in 2002). A native of Janesville, Wisconsin, Joe received his bachelor’s degree in economics from the University of Wisconsin-Madison and a master’s in sports management from Western Illinois University. He is a member of the 2009 Leadership San Antonio Class sponsored by the Greater and Hispanic Chamber of Commerce. He also serves on the board for the Baylor S3 Sports Sales Sponsorship program. He and his wife, Linda, have two daughters and a son, 17-year-old Kelsey, 14-year-old Alyssa and 10-year-old A.J.



LAURA DIXON

Executive Director of Silver & Black Give Back and Community Relations



Laura Dixon has a passion for volunteering with organizations that make her community a better place to live. She was a founding partner of Victor Credo Sports LLC and brought a tremendous amount of problem solving experience with her to the firm, specifically in the fields of marketing and public relations in the sports and public affairs industries. She was responsible for client management, business development, strategic implementation, marketing, and events; additionally, she was instrumental during the creation of Victor Credo in the development of the corporate strategy and identity, also managed the sales and marketing efforts for the

firm and for its clients. Dixon serves as Bill Self's marketing agent, launched his public charity, assists, and manages his non-basketball related endeavors: creative and precise proposals, tight purse strings, attention to detail, and in depth market analysis and research. Her most lauded community relations effort for the Plano CVB was for the creation of the YES! (Youth Explore Sports) Expo, which was honored as the National Association of Sports Commissions' "Best Locally Created Event" in 2007. Dixon chairs the DFW Area Sports Alliance. For six years, she served as the Deputy Director of the Dallas Mavericks/NBA Global Games, volunteered for two years as the Special Team Chair for the Komen Dallas Race for the Cure, and co-chaired the grassroots marketing campaign for the Big 12 Women's Basketball Championship for two years. She served on the staff of the Dallas Fort Worth Regional Sports Commission, the Dallas 2012 Olympic Trials Organizing Committee, and the Dallas Convention & Visitors Bureau Sports Marketing Department. Her specialty is forging relationships and building broad-based community coalitions. Dixon sits on the board of the Lake West YMCA, Finish Strong Dallas, and the City of Dallas' Sports Arena TIF Board and TOD Board. She is a member of Junior League Dallas, Leadership Plano Class XIX, and was invited to join the Summit on Sports Think Tank in the summer of 2007. She has been a guest lecturer for the sports marketing program at Baylor University, Texas A&M, National Association of Sports Commissions and Sports Travel Magazine.

Dixon graduated from the University of Texas at Austin with a MBA in May 2006, Bachelor of Science degree in nutrition and minors in sports management and hospitality management (Texas Tech University 1999). She received certification from the University of Texas at Austin in Community Minority Business Administration, the University of Kentucky as a Certified Sports Event Executive, and Southern Methodist University in Non-Profit Executive Leadership.

Dixon was born in Sherman, Texas, and raised near there (north of Dallas) on a farm. She lived in Dallas for the majority of her professional career but has family that lives in San Antonio and her brother and his family manage the Back Porch Ranch, just outside of Bracketville.

Her love of community and sport come from her family, where she is one of 12 children.

LEO GOMEZ

Vice President of Public & Government Affairs



A member of the Spurs organization since July 1996, Leo Gomez is responsible for Spurs Sports & Entertainment's strategic goals involving media, government and business development. Born in Edinburg, Texas, and raised in McAllen, Gomez received his bachelor's degree in political science and business administration from the University of Texas at Pan American. He earned a master's degree from the Lyndon B. Johnson School of Public Affairs at the University of Texas and began his professional career as an intern with the U.S.

General Accounting Office in Washington, D.C. Gomez enjoyed a stint with the Texas Department of Commerce before being named the assistant director of the Tomas Rivera Center's Texas office in San Antonio. Gomez was then named vice president, government affairs for the Greater San Antonio Chamber of Commerce, later serving as president of the San Antonio Hispanic Chamber of Commerce prior to joining the Spurs organization. Gomez worked as the GM of Administration at Toyota Motor Manufacturing, Texas for a year and a half before returning to SS&E in the summer of 2005. Very active in the San Antonio community, Gomez serves on the Board of Directors for numerous organizations, including Christus Santa Rosa Hospital, San Antonio for Growth on the Eastside, the City's Military Transformation Task Force, Fort Sam Houston Community Advisory Board and the City's Linear Creekway Parks Advisory Board. He has two children, Manuel Leo and April Gloria.

RUSSELL WARREN

Silver Stars Director of Business Operations



Russell J. Warren joined the Silver Stars as Director of Business Operations in June 2006. He manages the franchise’s business operations, overseeing all aspects of the WNBA day-to-day operations and working on promoting women’s basketball in the community.

A Texas Tech alumnus, Warren spent three years as an assistant athletic director for the Red Raiders, working with Marsha Sharp and the Lady Raider basketball program. During Warren’s tenure, the

Lady Raider program, which is considered a model for best practices in the NCAA, saw a significant increase in attendance and financial success. Prior to earning his assistant athletic director post, Warren served as director of ticket operations for the department. He joined Texas Tech in 1996 after working as director of marketing and special events for the Southwest Conference during its final years.

Warren also served as ticket manager at Baylor University, assistant ticket manager at Southern Methodist University and as a marketing and sales representative for the Dallas Cowboys. He began his career immediately following graduation from Texas Tech as an administrative intern for the Southwest Conference. He has overseen numerous NCAA and conference championships at both the collegiate campus and conference levels, also serving on the Cotton Bowl game operations staff for several years. Warren is active in numerous civic organizations and holds memberships in the Texas Tech Alumni Association, National Association of Collegiate Directors of Athletics, College Athletic Business Management Association, the Texas High School Coaches Association and is a charter member of the West Texas National Football Hall of Fame Chapter.

Warren is an active member of the San Antonio Sports Foundation and the San Antonio Texas Tech Alumni Chapter.



DAN HUGHES

Head Coach and General Manager



The winningest coach in San Antonio Silver Stars history, Dan Hughes resumes his dual roles as head coach and general manager in 2011. In his dual appointment, Hughes oversees the Silver Stars' basketball staff, the team's roster development and all player acquisitions, while also coaching the team. Hughes stepped aside as head coach to assume a full-time general manager role for the 2010 season.

In 10 years as Head Coach – of the Charlotte Sting, the Cleveland Rockers and San Antonio – Hughes has led his teams to seven

playoff appearances, four Western Conference Finals and one WNBA Final. He has collected the third most wins in WNBA history and also is the winningest coach in the history of both the San Antonio and the Cleveland Rockers franchises.

Hughes is the only coach in WNBA history to take three different franchises to the playoffs. He guided the 2008 Silver Stars to a 24-10 mark, earning the best record in the league and the franchise's first Western Conference Championship and its first trip to the WNBA Finals. Additionally, Hughes has been named WNBA Coach of the Year – most recently in 2007 – or finished as runner-up four times.

HUGHES' YEAR-BY-YEAR RECORD

Year	Team	Overall			Finish	Home		Road		Playoffs		
		W	L	Pct.		W	L	W	L	W	L	Pct.
1999	Charlotte*	10	10	.500	3rd/East	6	4	4	6	2	2	.500
2000	Cleveland	17	15	.531	2nd/East	13	3	4	12	3	3	.500
2001	Cleveland	22	10	.688	1st/East	14	2	8	8	1	2	.333
2002	Cleveland	10	22	.313	7th/East	4	12	6	10	0	0	.000
2003	Cleveland	17	17	.500	4th/East	11	6	6	11	1	2	.333
2005	San Antonio	7	27	.206	7th/West	5	12	2	15	0	0	.000
2006	San Antonio	13	21	.382	6th/West	6	11	7	10	0	0	.000
2007	San Antonio	20	14	.588	2nd/West	9	8	11	6	2	3	.400
2008	San Antonio	24	10	.706	1st/West	15	2	9	8	4	5	.444
2009	San Antonio	15	19	.441	4th/West	10	7	5	12	1	2	.333
Totals		155	165	.484		93	67	62	98	14	19	.424

* - Took over as head coach 12 games into the season

Hughes is a member of the five-person USA Basketball Selection Committee for the 2010 World Championships and the 2012 Olympics while also serving as a member of the selection committee for the Kay Yow Award. Also, during previous offseasons, Hughes spent time working part-time as a broadcaster on San Antonio Spurs telecasts, as well as on men's and women's college games. Prior to joining the Silver Stars, Hughes spent a year as the Mid-American Conference (MAC) Assistant Commissioner for Men's Basketball Operations. Before joining the MAC's athletic office, he served as the head coach of the now-defunct Cleveland Rockers from 2000-03.

During his four-year stint with the Rockers, Hughes posted a 66-64 record with three trips to the playoffs. His overall record with the Rockers made him the winningest coach in franchise history. In his first season in Cleveland, Hughes directed the team's resurgence from a 7-25 season in 1999 to a 17-15 finish in 2000 and was voted WNBA Coach of the Year runner-up. The following year, Hughes was named 2001 WNBA Coach of the Year after leading the Rockers to a 22-10 record and to their second straight playoff appearance. The 2001 Rockers were one of the best defensive teams ever, posting defensive statistics that still rank amongst the best in the WNBA record books. Cleveland led the league in three defensive categories during the 2001 season, including opponents' points per game (55.9 ppg, first in league history), opponents' field goal percentage (.381, second in league history) and opponents' total rebounds (27.84 rpg). The Rockers finished second in point differential (+6.8 ppg) and opponents' defensive rebounds (18.56 drpg). Hughes' Rockers kept 11 teams to 50 points or less, three teams to fewer than 40 points and five teams to their franchise low, including a WNBA record 34 points vs. Washington on May 31, 2001.

Hughes earned his first shot at coaching in the WNBA with the Charlotte Sting. While serving as an assistant coach during the 1999 season, Hughes took over



as head coach midway through the season; he helped the Sting improve their standing in the Eastern Conference from fourth to second place, posting a 10-10 record. He led the team to its third consecutive playoff appearance and its first ever playoff series victory. In addition to his coaching responsibilities in Charlotte, Hughes was a scout for the Charlotte Hornets during the offseason.

During the 1977-78 season, Hughes served as a graduate assistant at Miami of Ohio, helping the team to a MAC Championship and an appearance in the NCAA Regionals. Hughes graduated with a degree in physical education and history from Muskingum College in New Concord, Ohio, in 1977. He earned a Master's Degree in education from Miami University of Ohio in 1978.

Many of Hughes' former players and assistant coaches have gone on to become coaches both at the college level and within the WNBA. Hughes' former athletes who went on to become Division I coaches are: Suzie McConnell-Serio (Duquesne); Dawn Staley (South Carolina); Jennifer Rizzotti Sullivan (Hartford); and Tricia Bader Binford (Montana State). Four of Hughes' former assistants have become WNBA Head Coaches: T.R. Dunn (Charlotte); Brian Agler (Seattle); Cheryl Reeve (Minnesota); and Suzie McConnell-Serio (formerly Minnesota).

Hughes and his wife, Mary, have two children, Bryce and Sara, who coaches high school volleyball and basketball.

A native of Lowell, Ohio, Hughes has been involved in coaching basketball at almost every level in the Buckeye State. Prior to joining the Sting, he served as the assistant coach with the University of Toledo's women's basketball program (1996-97) and men's basketball program (1991-96). During his tenure with the Rockets' women's team, they posted a 27-4 record, winning the MAC Championship, and made an NCAA Tournament appearance. He also served assistant coaching stints with the men's teams at Mount Union College (1982-84 and 1985-91) and Baldwin-Wallace College (1984-85).



>>>
Head coach and general manager Dan Hughes became the winningest coach in San Antonio Silver Stars franchise history on May 20, 2008.



STEVE SHUMAN

Assistant Coach

An eight-year WNBA coaching veteran, Steve Shuman joins the San Antonio Silver Stars as assistant coach in 2011.


Shuman previously served as assistant coach and video coordinator for the Sacramento Monarchs from 1999-2008, helping guide the team to the 2005 WNBA Championship and back-to-back Western Conference titles in 2005 and 2006. He began his career with the Monarchs as video coordinator for two seasons before taking on the role of assistant coach.

During his time with the Monarchs, Shuman maintained dual roles while working with the Sacramento Kings during the WNBA offseason. He began his career in professional basketball as an assistant video coordinator for the Kings in 1997 and maintained this role through the 2006 season when he was promoted to minor league scout. He also worked as an advance scout for the Cleveland Cavaliers (2009) and New Orleans Hornets (2010).

Shuman earned his degree in education from California State University Sacramento in 1989 and began his coaching career as an assistant basketball coach at Jesuit High School in Sacramento (1989-91). He then served six seasons as head coach at Trinity High School in Las Vegas, Nev. (1991-97) before joining the Kings.

"We are pleased to have Steve join the Silver Stars staff. He brings championship WNBA experience from his years on the Sacramento Monarchs coaching staff, as well as NBA experience. His extensive scouting and creative offensive background will be an asset to our team."

- Head Coach and General Manager Dan Hughes



>>>

Steve Shuman spent eight seasons as a member of the Sacramento Monarchs staff, helping guide the team to a pair of Western Conference titles and the 2005 WNBA Championship



VICKIE JOHNSON

Assistant Coach

A two-time WNBA All-Star, Vickie Johnson begins her coaching career with the Silver Stars in 2011.

The first player in WNBA history to record 4,000 points, 1,000 rebounds and 1,000 assists in a career, Johnson finished with 4,243 points, 1,641 rebounds and 1,205 career assists. Johnson played 13 WNBA seasons, nine with the New York Liberty and four with the San Antonio Silver Stars, finishing her career as the league's all-time leader in games (410) and minutes played (12,435).

Johnson posted career averages of 10.3 points, 4.0 rebounds and 2.9 assists per game in her 13 seasons, averaging double-digit points in seven seasons. She started all but two of her 410 career games, including amassing a 159 consecutive-games started streak which currently ranks eighth in WNBA history.


A native of Coushatta, La. Johnson was originally selected by the New York Liberty in the second round (12 overall) of the WNBA Elite Draft on February 27, 1997 and became the first player in league history to play 300 games on July 7, 2006 vs. Houston. She signed with San Antonio as a free agent on February 9, 2006, becoming the first building block of Dan Hughes' 2008 Western Conference Champion squad. Johnson helped lead the Silver Stars to its first WNBA Finals appearance and earned the 2008 Kim Perrot Sportsmanship Award following the 2008 season.

Johnson was a two-time All-American and Sun Belt Conference MVP at Louisiana Tech. She led Tech to the 1994 Final Four, was named Sun Belt Conference Player of the Year in 1995 and earned Louisiana Player of the Year honors in 1996. She finished her collegiate career with 1,891 career points and 831 rebounds and was inducted into the Louisiana Tech Hall of Fame.

Johnson – who also played professionally in Israel, France, Hungary and Turkey – announced her retirement from the WNBA following the 2009 season.

>>>

Vickie Johnson was the first player in WNBA history to record 4,000 points, 1,000 rebound and 1,000 assists. She retired in 2009 after 13 WNBA seasons and rejoins the Silver Stars to begin her coaching career in 2011.



SUPPORT STAFF

LATONYA HOLLEY

Head Athletic Trainer



LaTonya Holley enters her sixth season with the Silver Stars. She came to San Antonio in 2006 after spending the previous three seasons with the Charlotte Sting. Prior to taking over full-time athletic training duties for the Sting, Holley volunteered in Charlotte for three seasons.

Holley has worked as an athletic trainer at Temple and as a performance enhancement instructor in New Jersey. Prior to joining the WNBA, Holley was an assistant athletic trainer at Winthrop

University. She spent the 2008–09 off-season in Russia working with the CSKA Moscow basketball team that employed Silver Stars Becky Hammon and Edwige Lawson-Wade.

A native of Rock Hill, South Carolina, Holley earned her bachelor's degree in sports medicine from St. Andrew's Presbyterian College where she played softball and basketball before graduating in 1997.

WILL GROVE

Equipment Manager



Will Grove begins his sixth season as equipment manager for the Silver Stars.

A full-time student at San Antonio College, Grove worked as a student manager with the University of Oregon football team before relocating to San Antonio. The San Francisco native also has worked as a visiting clubhouse attendant for the San Francisco Giants and has worked with the San Antonio Rampage of the American Hockey League.

Grove is majoring in sports marketing. He has five brothers and four sisters

CHRISSEY STRAGISHER

Strength & Conditioning Coach



Stragisher returns to the Silver Stars staff as strength and conditioning coach, video coordinator and basketball operations coordinator in 2011. She got her start with the Silver Stars in 2008, spending two seasons with the team as a video and basketball operations coordinator while also assisting with player development.

Before returning to the Silver Stars staff, Stragisher spent two seasons as an assistant basketball coach for St. Francis College where she was responsible for the coordination of the team's strength and conditioning program as well as video coordination.

Stragisher got her start in basketball as a student assistant coach at Muskingham, where she earned her degree in 2008.

MELISSA MARTINEZ

Basketball Operations Manager



Melissa Martinez joins the Silver Stars for her eighth season, having been with the franchise since its inaugural season in San Antonio in 2003. Her duties include coordinating practice and shoot around times for both the Silver Stars as well as the visiting teams as well as serving as an assistant video coordinator.

A native of San Antonio, Martinez attended Providence High School and went on to graduate from the University of the Incarnate Word with a bachelor's of science degree in kinesiology. She also holds two teaching certifications in physical education and health. While not in season, Martinez teaches and coaches volleyball, basketball and track full time at Metzger Middle School in the Judson Independent School District.





PLAYERS

#32 JAYNE APPEL



Position: Center
Ht.: 6-4 • **Wt.:** 210
D.O.B.: May 14, 1988
College: Stanford

2010: First rookie voted to the WNBA All-Star Team since Sophia Young in 2006 ... Participated in the 2010 WNBA Stars at the Sun as a member of Team USA ... Averaged 3.4 points and 2.5 rebounds per game through 28 games while shooting 53.5 percent from the floor, which ranked third on the team ... Scored a career-high 11 points against Chicago (5/24) ... Led the team with six rebounds at Seattle (6/29) ... Recorded a career-best seven rebounds at Minnesota (7/22).

USA Basketball: Named to the training camp roster for the 2012 Olympics ... Helped the U.S. Senior National Team win gold at the 2010 FIBA World Championship in October 2010, scoring 14 points and adding 22 rebounds in eight games... Named to training camp roster for 2010 FIBA World Championship USA Senior National Team in September 2009 and April 2010 but had to sit both camps out due to injury... Selected to final team camp for the 2009 USA Basketball World University Games Team but had to withdraw due to injury... A member of the gold medal-winning USA Basketball squad at the 2007 Pan-American Games... Helped the USA Basketball U18 Women's National Team win gold at the 2006 FIBA Americas U18 Championship in Colorado Springs, Colo.

Stanford University

Senior (2009-10): Named to State Farm Coaches' All-America Team ... Earned All-Pac-10 and Pac-10 All-Tournament Team honors ... Two-time Pac-10 Player of the Week (Feb. 15 and Feb. 22) ... Lowe's Senior CLASS Award finalist ... Set the Pac-10 career rebounding record on Feb. 27 and became Stanford's all-time leading rebounder on Feb. 7, finishing her career with 1,263 boards ... Unanimous Preseason All-Pac-10 selection ... Earned Associated Press and ESPN.com Preseason All-America honors ... Finished the season with 14 double-doubles ... Scored 15 points against UCLA to lead Stanford to the Pac-10 Championship title.

Junior (2008-09): Named to the State Farm Coaches' All-America Team... Earned Associated Press and ESPN.com second team All-America honors ... Finalist for the Wade Trophy and John R. Wooden Award ... Garnered Pac-10 Player of the Year and first team All-Pac-10 honors ... Four-time Pac-10 Player of the Week ... Became Stanford's all-time leading shot blocker on March 5 against Arizona (202) ... Finished the season ranked third in the Stanford career record books in rebounding and sixth in scoring ... Ranked seventh nationally in shooting percentage (60.2) ... Led the Pac-10 with 1.84 blocks per game and ranked second in the Pac-10 in points per game (16.1), rebounds per game (9.2) and shooting percentage ... Finished the season with 15 double-doubles ... Scored a Stanford single-game record 46 points against Iowa State ... Scored 26 points and grabbed seven rebounds in national semifinal loss to Connecticut.

Sophomore (2007-08): Earned preseason All-Pac-10 honors ... Established a Stanford single-season record with 84 blocked shots on the year, surpassing her previous mark of 61 set during the 2006-07 season ... Garnered first team All-Pac-10 and honorable mention Pac-10 All-Defensive team accolades ... Logged 12 double-doubles during the season ... Grabbed 14 rebounds in Pac-10 Tournament title game win against California... Led Stanford to the national semifinal.



APPEL CONTINUED

Freshman (2006-07): Earned Pac-10 Freshman of the Year and All-Freshman Team honors ... Played in 33 of 34 games as a reserve ... Ranked third on the team in scoring (13.2 ppg) and rebounding (7.5 rpg) in just 19.3 minutes per contest ... Established a Stanford single-season record with 61 blocks ... Scored in double figures 22 times, including five double-doubles.

Carondelet High School: Four-year letterwinner and three-time captain ... Garnered McDonald's and WBCA All- America recognition... Named the 2006 Gatorade State Player of the Year ... Earned California High School All-Star game MVP honors ... Named to the Parade All-America First Team as a senior and the second team following her junior season ... Garnered 2006 USA Today Second Team All-America honors ... Three-time California DII Player of the Year ... Earned California High School State Female Athlete of the Year honors as a senior...Led Carondelet to the state championship as a sophomore...Ranks third all-time in the California high school record books with 680 career blocks and fifth in rebounds (1,707) and 25th in points (2,054)... Also lettered in water polo, captaining the squad as a senior.

Personal: Jayne Katherine Appel ... Born in Berkeley, Calif... Daughter of Joseph and Pamela Appel... Father played basketball at Saint Mary's...Has two older brothers, Mike and Tommy, and one younger brother, Nate... Brother, Nate, plays basketball at Chico State.

Transactions: Selected in the first round (5th overall) of the 2010 WNBA Draft.

WNBA CAREER STATISTICS

Season	G	GS	Min	FG	FGA	Pct	3FG	3FGA	Pct	FT	FTA	Pct	Off	Def	Tot	Ast	PF	St	TO	Bl	Pts	Avg
2010	28	0	306	38	71	.535	1	3	.333	19	34	.559	21	50	71	13	40	7	19	5	96	3.4
Totals	28	0	306	38	71	.535	1	3	.333	19	34	.559	21	50	71	13	40	7	19	5	96	3.4



#41 TULLY BEVILAQUA



Position: Guard
Ht.: 5-7 • **Wt.:** 145
D.O.B.: July 19, 1972
College: Australia

Career: Joins the Silver Stars after six seasons in Indiana where she helped the Fever to six-consecutive WNBA playoff appearances... Indiana was 123-81 (.603) in her six seasons... Six-time WNBA All-Defensive honoree ... Boasts 12 years of WNBA experience and a WNBA Championship (Seattle, 2004)...Ranks fourth all-time in steals (542) ... Eclipsed the 1,500 career points barrier during the 2009 season...Has annually ranked among WNBA leaders in steals per 40 minutes... Led the WNBA in steals per turnover in both 2004 and 2005...Enters the season 12 assists shy of becoming the fourth player in WNBA history with 800 assists and 500 steals... San Antonio is her fifth stop in the WNBA – including three years as the starting point guard in Portland and two seasons in Seattle behind All-Star Sue Bird.

Indiana Fever

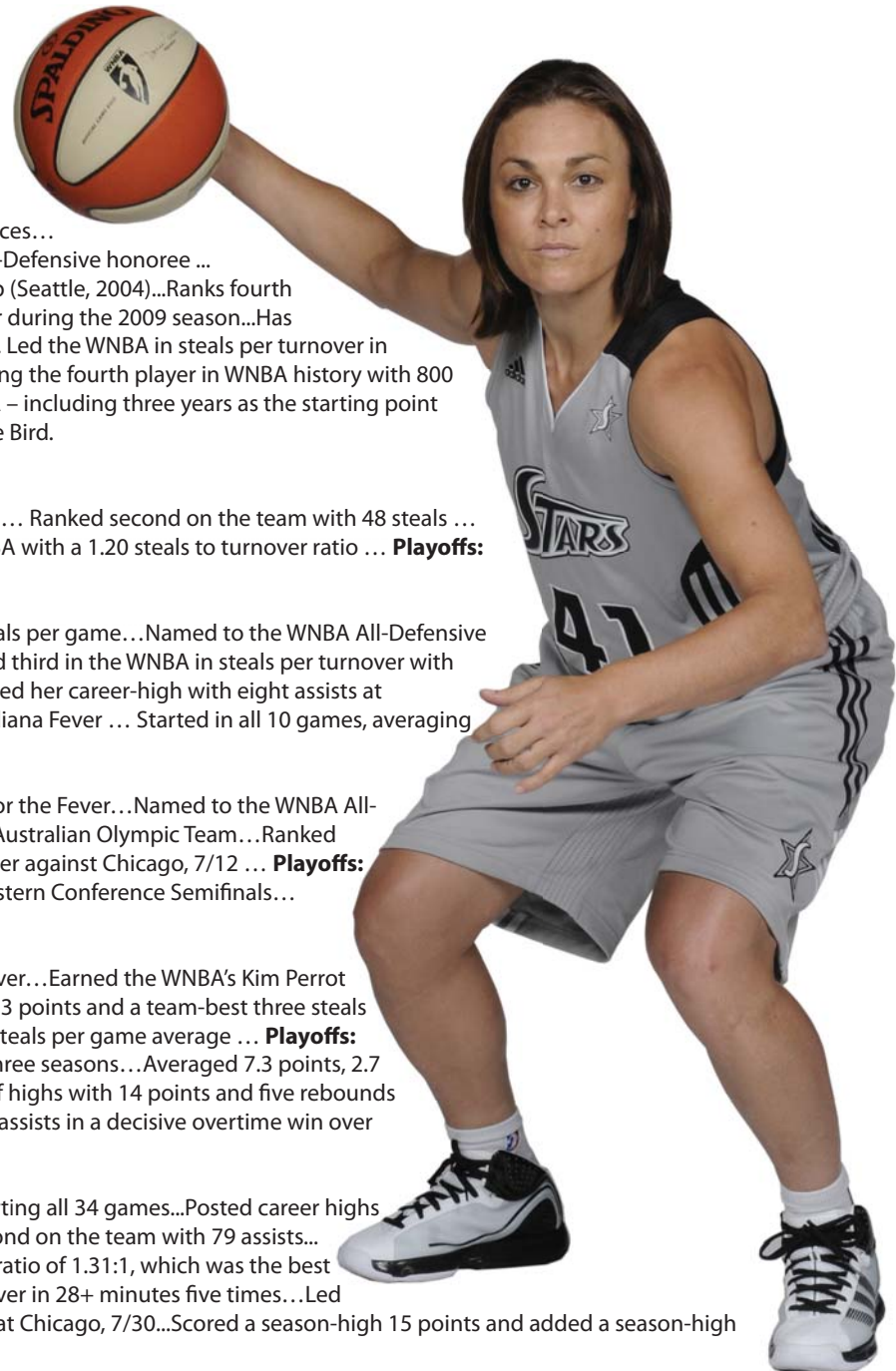
2010: Played in all 34 games, starting 27 ... Averaged 3.9 points, 2.1 rebounds and 1.6 assists per game ... Ranked second on the team with 48 steals ... Named to the WNBA All-Defensive Team for the sixth-consecutive season ... Ranked second in the WNBA with a 1.20 steals to turnover ratio ... **Playoffs:** Started all three playoff games ... Averaged 5.3 points and 1.3 assists per game.

2009: Played in all 34 games, starting in 32...Averaged 6.1 points, 2.9 assists, 2.3 rebounds and 1.82 steals per game...Named to the WNBA All-Defensive Team for the fifth-consecutive season...Ranked second on team in assists and steals per game...Ranked third in the WNBA in steals per turnover with a 1.29 ratio...Scored 18 points in the season opener against Atlanta 6/6, one shy of her career high ... Tied her career-high with eight assists at Washington, 7/21 ... **Playoffs:** Made her sixth appearance in the postseason and fifth overall for the Indiana Fever ... Started in all 10 games, averaging 5.3 points, 2.3 rebounds, 2 assists and 1.2 steals per game.

2008: Averaged 5.8 points, 2.3 rebounds, 2.2 assists and 1.97 steals per game while starting 30 games for the Fever...Named to the WNBA All-Defensive Team for the fourth-consecutive season... Missed four games in July while training with the Australian Olympic Team...Ranked second in the WNBA in steals-to-turnover ratio (1.69-to-1)...Scored her 200th career 3-point field goal her against Chicago, 7/12 ... **Playoffs:** Averaged 6.7 points with seven rebounds and seven assists during three starts against Detroit in the Eastern Conference Semifinals... Matched a career playoff best with three 3-pointers in game one.

2007: Averaged 5.3 points, 2.2 rebounds and 2.7 assists per game while starting all 34 games for the Fever...Earned the WNBA's Kim Perrot Sportsmanship Award ... Garnered second team WNBA All-Defensive honors ... Scored a season-high 13 points and a team-best three steals at Chicago 8/7 ... Scored in double figures in three games ... Ranked seventh in the WNBA with a 1.64 steals per game average ... **Playoffs:** Started all six games and helped guide Indiana to its second Eastern Conference Finals appearance in three seasons...Averaged 7.3 points, 2.7 rebounds and 3.2 assists per game, all raised from her regular season averages...Matched career playoff highs with 14 points and five rebounds in game three of the Eastern Finals at Detroit, 9/3...Posted a career playoff high with five assists in a decisive overtime win over Connecticut, 8/27.

2006: Averaged 6.6 points per game, 2.3 rebounds pg and 2.3 assists per game while starting all 34 games...Posted career highs with 223 points, 71 steals and more than 990 minutes played on the season...Ranked second on the team with 79 assists... Named to the WNBA's All-Defensive Team...Finished the season with a steals-to-turnover ratio of 1.31:1, which was the best in the WNBA among those players with at least 20 turnovers...Went without a turnover in 28+ minutes five times...Led the Fever in assists on five occasions, including a season-best seven assists at Chicago, 7/30...Scored a season-high 15 points and added a season-high five rebounds vs. Washington, 6/7.



BEVILAQUA CONTINUED

2005: Started 31 games ... Named to the WNBA's All-Defensive First Team...Posted the highest-scoring season of her career, averaging 6.3 points per game with a career-best 44 3-pointers...Was a leading candidate for the WNBA's Most Improved Player Award, after scoring more than her previous two seasons combined and double her 2004 total ...Logged 80 assists which was also more than the previous two seasons combined...Scored in double figures on four occasions...Notched a playoff career-high 14 points in the postseason opener against the New York...Led the Fever and ranked eighth in the WNBA in 3-point field goals...Ranked fourth in the WNBA in steals with 1.94 steals per game and she led the league in steals-to-turnover ratio with a mark of 1.18:1... Posted two or more steals in 12 of the season's last 16 games...Ranked second on the team with 2.6 assists per game ... Missed three games while on the injured list from 6/4 to 6/10 with a bone bruise in her left knee...Among those games was a return to Seattle, 6/4, when she was presented with her Storm championship ring ... **Playoffs:** Started each of four games during the Indiana's run to the Eastern Conference Finals...Averaged 6.8 points per game and 2.8 assists per game...Led Indiana with 11 assists and was second on the team with seven steals...Shot 6-14 from 3-point range.

Seattle Storm

2004: Helped the Storm capture the 2004 WNBA Championship ... Played in a career-high 34 games and shot a career-high 42 percent from behind the 3-point line...Shot a career-best 69 percent from the charity stripe...Averaged 10.5 minutes per game, 2.0 points per game while leading the WNBA with 1.46 steals per turnover ratio ... **Playoffs:** Played in all eight games while helping Seattle capture the WNBA Championship...Averaged 13.9 minutes per game, 2.8 points per game and 2.0 rebounds per game ... Posted nine points, five rebounds, four assists and four steals during 27 turnover-free minutes in game two against Minnesota...Averaged 47.1 percent shooting from the floor in the championship run.

2003: Averaged 1.9 points per game, 1.0 assists per game and 8.1 minutes per contest in 31 games for Seattle ... Recorded a season-high three assists on three occasions...Notched a season-high four steals vs. Charlotte, 6/30...Acquired as a free agent by Seattle, 4/29, following the WNBA Dispersal Draft, after the Portland franchise folded.

2002: Averaged 3.1 points per game, 1.2 rebounds per game, 1.6 assists per game and 15.6 minutes per game in 27 games with the Portland Fire...Missed the entire training camp and the first four games of the regular season due to international commitments in Hungary.

2001: She started 31 of 32 games while averaging 4.9 points per game and a team-high 3.3 assists per game for Portland...Led the team with 59 steals and 103 assists ... Ranked sixth in the WNBA in steals per game (1.90)... Ranked 13th in the WNBA in assists per game and had a team-high six assists in four different games.

2000: Started all 32 games for the Fire while averaging 4.8 points per game, 3.0 rebounds per game, and 2.8 assists per game... Notched 1.3 steals per game while shooting 35.7 from the floor and 77.8 from the free throw line...Finished her first full WNBA season ranked second on the team in assists (89) and steals (41)... Scored a season-high 11 points on two separate occasions – against Seattle, 6/23, and at Minnesota, 7/2 ... Grabbed a career-high eight rebounds in Portland's first win in franchise history – at Seattle, 6/3.

1998: Signed by Cleveland in May as a free agent...Played in 12 games, averaging 10.5 mpg...she shot 56.3 percent from the floor, 33.3 percent from beyond the 3-point line and 66.7 percent from the free throw line.

International: Four-time Robyn Maher Medal honoree, presented annually to the WNBL's best defensive player (1995, 1996, 1997, 2000)... Captain of the Perth team throughout the 1990s (1991-00)...Played for Canberra in 2003-04 and 2004-05 ... Has also played in Europe for Gysev-Ringa (Hungary), Sopron (Hungary) and Wildcats Aschaffenburg (Germany).

2008-09: Announced her retirement from the WNBL ... Worked as a TV analyst for WNBL games.



BEVILAQUA CONTINUED

2007-08: One of only two players to start all 16 games for the Canberra Capitals of the WNBL in Australia ... Led the team with 55 assists and 37 steals...Finished second on the team with 14 3-pointers ... Averaged 5.9 points per game and 3.6 rebounds per game.

2006-07: Finished the WNBL season with averages of 3.3 assists per game and 2.2 steals per game for the Canberra Capitals ... Finished second in the Australian league in steals and sixth in assists... Helped Canberra capture its second straight WNBL title ... Named Most Valuable Player of the Grand Final after notching 12 points with six assists and five steals en route to the win.

2005-06: Led the Canberra Capitals to the WNBL title averaging 6.4 points per game and 3.2 assists per game ... Averaged 2.3 steals per game in 21 games for the league champs ... Earned the WNBL's Good Hands Award – presented to the statistical leader in assists, steals and steals to turnover ratio - for the fifth time (1997, 1998, 1999, 2000, 2006)

Australia Basketball

2008: Selected to the Australian Olympic Team in June, and appeared in her first Olympic Games in August...Won a silver medal with the Aussies while averaging 2.0 points per game and 1.0 assists per game during the eight-game Olympic Tournament in Beijing.

2006: Member of the Australian National Team that won the gold medal at the 2006 FIBA World Basketball Championship for Women in Sao Paolo, Brazil...Averaged 3.3 points per game, 1.1 assists per game and 1.1 steals per game during the World Championship...Posted six assists in a win against Senegal, and had a tournament-high nine points in a win against Spain...Had four points and four rebounds in the gold-medal victory over Russia...Was named to the Goldmark Opals national program in Spring 2006 and earned a spot on the final roster in Summer 2006...Also played with the Opals, essentially regarded as Australia's national team, prior to the 2000 and 2004 Olympics.

Personal: Tully Louise Bevilaqua ... Brother, Vance Crook, served in Iraq as a member of the Australian army, and currently resides in Detroit ... Son, Parker Scot Bevilaqua, was born in Spring 2011.

WNBA CAREER STATISTICS

Year	Team	G	GS	Min	FG	FGA	3FG	3FGA	FT	FTA	Off	Def	Tot	Ast	St	Bl	TO	PF	Pts.
1998	CLE	12	2	126	9	16	1	3	4	6	2	8	10	24	12	2	9	14	23
2000	POR	32	32	796	40	112	17	60	56	72	19	76	95	89	41	6	66	93	153
2001	POR	31	30	788	39	119	23	73	52	71	27	61	88	103	59	6	52	102	153
2002	POR	27	19	421	25	61	15	36	19	29	7	26	33	44	22	3	27	49	84
2003	SEA	31	0	252	17	51	8	21	16	21	9	17	26	32	14	1	20	30	58
2004	SEA	34	0	358	24	60	11	26	20	29	6	20	26	29	38	2	26	48	79
2005	IND	31	31	873	63	162	44	116	24	44	12	51	63	80	60	0	51	69	194
2006	IND	34	34	1,007	76	185	33	106	38	53	10	67	77	79	71	1	54	72	223
2007	IND	34	34	901	66	150	33	89	15	22	15	60	75	92	56	2	53	88	180
2008	IND	30	30	876	64	158	30	89	17	28	12	56	68	65	59	4	35	73	175
2009	IND	34	32	861	68	181	37	107	36	54	12	67	79	97	62	8	48	76	209
2010	IND	34	27	659	46	120	26	77	14	24	18	55	73	54	48	4	40	64	132
Totals:		364	271	7,917	537	1,375	278	803	311	453	149	564	713	788	542	39	481	778	1,663



#25 BECKY HAMMON

Position: Guard • **Ht.:** 5-6 • **Wt.:** 136 • **D.O.B.:** March 11, 1977 • **College:** Colorado State



Career: Six-time WNBA all-star (2003, 2005, 2006, 2007, 2009 and 2010) and the second-leading vote-getter for the 2007 WNBA All-Star Game... Won the Dribble, Dish and Swish Skills Competition at the 2007 WNBA All-Star game... Teamed with Tim Duncan and David Robinson to win the 2008 NBA All-Star Shooting Stars competition... Returned with Duncan and Robinson to defend their title at the 2009 Haier Shooting Stars competition... Won the 2010 Haier Shoot Stars competition with Team Texas teammates Dirk Nowitzki of the Dallas Mavericks and Kenny Smith, a TNT analyst... Won a bronze medal with the Russian team at the 2008 Beijing Olympics... Won the three-point shooting contest and named MVP of the 2009 EuroLeague All-Star game in Paris... Went undrafted out of college... Spent the 2006 offseason as an NBA sideline reporter for ESPN... Has a sandwich named after her at New York's famous Carnegie Deli called The Hammon, Egg and Cheese ... Holds the Guinness World Record for Most Free Throws made in a minute by a woman after swishing 38 of 42 attempts in 60 seconds on Feb. 16, 2008.

2010: Named to the WNBA All-Star Team for the sixth time ... Started all 32 games in which she played ... Led the team with 172 assists and ranked third with 36 steals ... Ranked fourth in the WNBA with 5.38 assists per game and ninth with 6.40 assists per 40 minutes played ... Ranked second on the team with 15.1 points per game ... Led the team in scoring nine times, in rebounding once and in assists 18 times ... Tied a career-high with six steals at Washington on July 29

... Set a career-high with 11 assists and had a season-best nine made free throws versus Phoenix on Aug. 3 ... Grabbed season-highs in defensive (7) and total (8) rebounds at Los Angeles on Aug. 8 ... Tied a career-high with three blocks against Minnesota on Aug. 10 ... Had a season-best four offensive rebounds against Tulsa on Aug. 13 ... Recorded a season-high 12 made field goals against Phoenix on Aug. 22.

2009: Had her best all-around season of her WNBA career... Averaged a career-high 19.5 points per game, which ranked second in the WNBA to Diana Taurasi (20.4 ppg)... Averaged a career-high-tying 5.0 assists per game, which ranked third in the league behind Sue Bird (5.8 apg) and Ticha Penicheiro (5.2 apg)... Her 3.3 rebounds and 1.6 steals per game were the highest in her Silver Stars career, and were just below her career-highs of 3.5 and 1.8, respectively... Recorded six assists at Indiana on Aug. 27, becoming just the seventh player in league history to dish out more than 1,000 career assists... Dropped 32 points on the Detroit Shock, becoming the 11th player in WNBA history to break the 4,000-point mark for her career... Joined former teammate Vickie Johnson as the only two players in league history to achieve both milestones... Played 272nd game with teammate Vickie Johnson on July 15 in Washington, surpassing Lisa Leslie and Mwabi Mabika as the duo with the most games played together... Scored a career-high 38 points at Sacramento on July 30... Collected her first points/rebounds double-double in Seattle with 20 points and a career-high 10 rebounds on August 1... Tied Shanna Crossley's franchise record of seven 3-pointers in a game on Sept. 10 in Sacramento, going 7-for-8 from behind the arc...

Playoffs: Started in all three games against Phoenix... Averaged 18.3 points, 2.7 rebounds, 2.0 assists and 1.67 steals per game.

2008: Garnered second team All-WNBA honors ... Earned Player of the Week honors once ... Started 33 regular-season games for the Silver Stars, averaging 17.6 points, 4.9 assists, 2.8 rebounds and 1.3 steals per game... Tallied the highest single-season numbers of her career in minutes played, total points, assists, blocks and 3-point field goals ... Was a perfect (10-10) from the charity stripe on the way to a season-high 30 points and five assists at New York on Sept. 9... Set a franchise record with 14 free throws made (14-15) against New York on July 8 ... Became the 24th player in WNBA history to record 3,000 points on June 13 against Seattle... Scored in double-figures in all but two games, including 13 games with 20 or more points... Tallied 25 points, nine assists, four steals and two rebounds at Atlanta on June 18... Recorded four steals and a career-best two blocks at Los Angeles on July 14... **Playoffs:** Averaged 18.1 points, 4.6 assists and 2.3 rebounds through nine playoff games, including two 30-plus point performances, scoring 30 at

www.SASilverStars.com



HAMMON CONTINUED



charity stripe on the way to a season-high 30 points and five assists at New York on Sept. 9... Set a franchise record with 14 free throws made (14-15) against New York on July 8 ... Became the 24th player in WNBA history to record 3,000 points on June 13 against Seattle... Scored in double-figures in all but two games, including 13 games with 20 or more points... Tallied 25 points, nine assists, four steals and two rebounds at Atlanta on June 18... Recorded four steals and a career-best two blocks at Los Angeles on July 14... **Playoffs:** Averaged 18.1 points, 4.6 assists and 2.3 rebounds through nine playoff games, including two 30-plus point performances, scoring 30 at Sacramento on Sept. 18 and 35 against L.A. on Sept. 28 to lead San Antonio to its first Western Conference Championship... Blocked five shots through the nine games.

2007: Named the 2007 San Antonio Express-News Sportswoman of the Year after helping guide San Antonio to the Western Conference Finals... Garnered first team All-WNBA honors... Averaged 18.8 points and 5.0 assists per game in her first season with the Silver Stars... Named Western Conference Player of the Week twice... Had a streak of 42 consecutive free throws made... Scored in double-figures in all but one game and scored 20-plus points in 10 regular-season games, including two 30-plus games... Named to the 2007 WNBA All-Star team, becoming just the second player in league history voted as both an East and West All-Star starter (Dawn Staley is the other)... **Playoffs:** Averaged 20.8 points and 5.0 assists per game, including 32 points and four assists in a 102-100 loss to Phoenix during the Western Conference Finals.

2006: Led the New York Liberty in scoring with 14.7 points per game... Recorded 3.7 assists and 3.0 rebounds per game... Shot .425 from the floor and was one of the league's leaders with a career high of .960 from the free throw line... Scored in double-figures in 15 games, including seven with at least 20 points... Scored 24 points in a win over Los Angeles on June 3 and capped the season with 21 points, six assists and five rebounds against Washington on Aug. 13... Picked up 22 points and eight assists against San Antonio on June 30 in New York... Ranked 13th in the league in points per game and ninth in assists ... Named to the WNBA All-Star Team.

2005: Garnered second team All-WNBA honors ... Started all 34 games at point guard ... Led the team in scoring with 13.9 points per game ... Accounted for 3.35 rebounds and 4.3 assists per game ... Shot 43.2 percent from the floor and 90.1 percent from the charity stripe ... Scored in double figures 28 times including two seven-or-more consecutive double figure scoring streaks ... Recorded at least five assists or more on 14 occasions ... Had a double-double, 12 points and 10 assists, in Los Angeles on July 5 ... Scored her 2,000th career point against Washington on August 16 ... Was selected as a starter for the Eastern Conference WNBA All-Star team ... Posted 18 points, six rebounds and four assists in 21 minutes during the All-Star game ... **Playoffs:** Started both games while tallying

23 points in 76 minutes of play ... Also added seven rebounds and five assists.

2004: Started all 34 games at point guard ... Led the team with 13.5 points per game, 4.4 assists per game, and 1.71 steals per game while adding 3.5 rebounds per game ... Scored in double-figures 25 times including 14 games of 15 points or more and six games of 20 points or more ... Dished out five or more assists 13 times including 10 at Charlotte on July 20 ... Registered first career double-double at Charlotte on July 20, finishing with 17 points and 10 assists ... Recorded 1,500th career point against San Antonio on September 12 ... Hit five three-pointers versus Connecticut on July 31 ... Shot 43.2 percent from the floor and 86.2 percent from the free throw line ... Ranked in the top 10 of six WNBA categories: third in three-point attempts (170), fifth in total assists (150), sixth in three-pointers made (57), seventh in steals per game (1.71), seventh in total steals (58) and seventh in assists per game (4.4) ... Scored a season-high 28 points including four 3-pointers and eight free throws against Indiana on September 16... Member of the WNBA All-Star Team that participated in The Game at Radio City Music Hall ... **Playoffs:** Started and played in five games while averaging 35 minutes per game ... Led the team with 17 assists (3.4 per game) and finished second with 53 points (10.6 per game) ... Also registered 2.6 rebounds per game and shot 39.2 percent (20-for-51) from the floor and 33.3 percent (11-for-33) from the three-point line.

2003: Played in 11 games prior to tearing her right ACL on June 27 against the Detroit Shock ... Started two games ... Led team in scoring (14.7 points per game) among players with 10 or more games played ... Led the squad in free-throw shooting (95.1 percent) and field-goal percentage (57.5 percent) ... Recorded her 1,000th career point at Minnesota on June 6 ... Posted a career-high 33 points, 12 field goals and six 3-pointers in a victory against the Lynx on June 6 ... Hit at least one 3-pointer in nine of 11 games including five games with three or more 3-pointers ... Scored in double-figures eight times ... Posted 15-or-more points five times ... Dished out at least one assist 10 times ... Despite only playing 11 games, led the WNBA in two statistical categories, 3-point percentage (46.9) and free-throw percentage (95.1) ... Selected by WNBA coaches as WNBA All-Star – her first career All-Star honor - however did not play due to injury.

2002: Played every game ... Made one start, tallying 13 points, two 3-pointers, five rebounds and three assists at Sacramento on June 13 ... Averaged 8.0 points per game, 2.1 rebounds per game, 1.7 assists per game and 1.4 3-pointers per contest ... Posted a season-high 22 points on two occasions ... Scored at

HAMMON CONTINUED

least two points in every game ... Made at least one 3-pointer in 24 of 32 games ... Scored in double-figures 11 times ... Ranked second on team in 3-point percentage (38.6) ... Set season-high and tied career-high two times with five three-pointers, most recently at Washington on August 9 ... Recorded three back-to-back double-digit scoring performances ... Set a season-high and tied a career-best with three steals on three occasions, most recently at Washington on July 13 ... Dished out at least one assist in 29 of 31 games ... Ranked seventh in the WNBA in 3-point field goals per 40 minutes (2.67) and eighth in the WNBA in 3-point field goals made (44.0) ... **Playoffs:** Played in eight games while averaging 22.9 minutes per game ... Averaged 9.9 points per game, 2.1 rebounds per game, 2.0 assists per game and shot 53.7 (29-54) from the floor and 42.4 (14-33) from 3-point land ... Tallied 28 points, four 3-pointers and eight assists in round one against the Indiana Fever ... Scored 11 points including three shots from downtown and two assists in game one of the Conference Finals against Washington ... Scored 18 points including 4-6 from beyond the arc, in game one of the WNBA Finals.

2001: Played in all 32 games off the bench, averaging 8.2 points, 1.6 assists and 1.6 rebounds while shooting 45.7 percent (90-197) from the floor ... Led Liberty in scoring twice and in assists three times...Had 11 double-figure scoring games, including back-to-back 21-point games at Phoenix and vs. Los Angeles on June 21 and 24...Ranked second on the team, shooting 78.4 percent (40-51) from the free throw ...Shot 42-for-111 (37.8) from 3-point range, her second-consecutive season with at least 40 trifectas ... Ranked 18th in the WNBA with a 37.8 3-point percentage...Scored a season-high 21 points on a perfect shooting night (8-8 FGA, 5-5 from 3-point) against Phoenix on June 21...

Notched 21-points (8-11 FGA, 1-1 FTA, 4-6 from 3-point) against Los Angeles on June 24...Handed out a career-high six assists in a victory against Indiana on July 9...Scored 16 points (6-7 FGA, 2-4 FTA, 2-3 from 3-point) while adding five rebounds, four assists and one steal in just 23 minutes against Seattle ... **Playoffs:** Had one rebound over eight total bench minutes in three games...Logged two minutes in game one, one minute in game three against Miami... Played five minutes in the opener of the Eastern Conference Finals against Charlotte.



2000: Ranked third on the team with 10.9 points per game while adding 2.0 rebounds per game and 1.8 assists per game over 26.1 minutes per game...Started 16 games and was one of only four Liberty players to appear in all 32 games...Led the team in scoring five times and reached double figures in scoring 21 times...Finished among the WNBA leaders in field goal percentage, shooting 47.2 (119-252 FGA)...Shot 52-141 (36.9) from 3-point range ... Also hit 61-69 (88.4) from the foul line...Was named Buick Regal Player of the Game on four National Telecasts...Scored a career-high 23 points (5-8 FGA, 11-12 FTA) against Utah on June 3...Led New York with 18 points against Los Angeles on June 25...Grabbed a career-high six rebounds against Indiana on June 30th and at Charlotte on July 28th, while registering 16 and 12 points, respectively...Scored 16 points on 6-9 shooting at Seattle on July 19...Matched Tari Phillips with a game-high 17 points (6-14 FGA, 4-7 3-point) against Houston on July 23...Scored 15 points (4-8 FGA) in New York's playoff clinching win against Orlando on August 4...**Playoffs:** Ranked fourth on the team with 9.4 points per game...Led the team with 19 points (6-11 FGA, 3-5 from 3-point) in the series clincher against Washington...Was New York's top scorer in game two against Cleveland with 13 points.

1999: Played in 30 games as a rookie...As a key reserve, shot 42.2 (27-64 FGA) from the floor, 28.9 (11-38) from 3-point range, 88.2 from the foul line (15-17 FTA) and averaged 2.7 points per game...Led the Liberty in scoring one time...Playoffs: Averaged 8.3 minutes over six contests while chipping in with 2.0 points per game...Notched 10 points (2-4 FGA, 2-3 from 3-point range) during game two of the WNBA Championship to help the Liberty rally and force a third game.

Professional: Played with NWBL's Tennessee Fury during 2002-03 offseason, averaged 20.2 points per game and 5.9 assists per game ... Played for the NWBL's Colorado Chill from 2004-2006, winning the League Championship and MVP honors in 2005.

College: Garnered 1999 Associated Press, Women's Basketball Journal, Women's Basketball News Service, Sports Illustrated and Kodak All-America honors... Named a finalist for the 1999 Naismith Trophy ...Three-time WAC Player of the Year (1997-99) and four-time All-WAC First Team (1996-99)...Named 1998



HAMMON CONTINUED



Women's Basketball News Service All-American and 1997 and 1998 AP and Kodak All-America Honorable Mention...Other honors include 1996 WAC Freshman of the Year, WAC All-Newcomer team and News Service All-Freshman First Team...Finished her collegiate career ranked as the WAC's all-time leading scorer (men or women) with 2,740 points (21.9 points per game), passing Keith Van Horn who tallied 2,542 points in four years at Utah ... Led team in scoring (22.9 points per game), field goals (261), assists (174), steals (98) and 3-point field goals (114) as a senior...Tied her single-game high of 42 points against UNLV on February 25th, 1999...Twice set an NCAA Tournament record with 16 free throws made against Cal State Northridge (17 FTA) and SW Missouri State (20 FTA).

Personal: Rebecca Lynn Hammon...Daughter of Martin and Bev Hammon... Has one brother, Matt and one sister, Gina...Named Gatorade South Dakota Player of the Year in 1995 and South Dakota Ms. Basketball in 1994...Averaged 26.0 points, 4.0 rebounds and 4.0 assists as a senior at Stevens High School.

Transactions: Obtained from New York 4/4/07 along with 2008 second round draft selection in exchange for 2007 second overall draft pick Jessica Davenport and 2008 first round selection.

WNBA CAREER STATISTICS

Year	Team	G	GS	Min	FG	FGA	3FG	3FGA	FT	FTA	Off	Def	Tot	Ast	St	Bl	TO	PF	Pts
1999	NYL	30	1	202	27	64	11	38	15	17	2	17	19	17	6	0	24	27	80
2000	NYL	32	16	835	119	252	52	141	61	69	19	45	64	58	29	1	62	55	351
2001	NYL	32	0	619	90	197	42	111	40	51	10	42	52	51	27	1	48	46	262
2002	NYL	32	1	659	87	197	44	114	38	56	18	50	68	54	25	0	55	49	256
2003	NYL	11	2	257	50	87	23	49	39	41	1	20	21	18	10	1	27	13	162
2004	NYL	34	34	1,130	153	354	57	170	97	116	17	101	118	150	58	2	118	73	460
2005	NYL	34	34	1,180	145	336	65	178	118	131	20	94	114	146	60	2	107	77	473
2006	NYL	22	20	674	107	252	37	108	72	75	6	60	66	81	29	3	65	46	323
2007	SAN	28	26	934	179	402	74	183	95	102	8	69	77	140	23	5	114	51	527
2008	SAN	33	33	1,101	171	438	77	220	163	174	13	78	91	161	43	7	104	60	582
2009	SAN	31	31	1,049	200	447	76	206	128	142	25	78	103	156	49	12	111	54	604
2010	SAN	32	32	1,075	159	360	69	177	97	101	16	77	93	172	36	8	108	61	484
Totals		351	230	9,714	1,487	3,386	627	1,695	963	1,075	155	731	886	1,204	395	42	943	612	4,564



#5 RONEEKA HODGES

Position: Guard • **Ht.:** 5-10 • **Wt.:** 169 • **D.O.B.:** July 19, 1982 • **College:** Florida State



2010: One of three San Antonio players to play in all 34 games, made 19 starts ... Averaged 7.7 points per game while adding 108 rebounds, 46 assists, 15 steals and 10 blocked shots ... Her 3.2 total rebounds per game and 2.5 defensive boards per game marked career-bests for season averages ... Led the team in scoring five times, rebounding three times and assists once ... Had a season-high five made free throws against Seattle on May 30 ... Had a season-best two steals against Tulsa on June 11 ... Grabbed a season-best seven rebounds at Los Angeles on July 1 ... Recorded a career-high tying nine made field goals against Los Angeles on July 18 ... Tied a career-best with three offensive rebounds on Aug. 13 ... Tied a career-standard with six assists while also grabbing a season-high tying six defensive rebounds against Phoenix on Aug. 22.

2009: Started the final 27 games following the season-ending knee injury to Seimone Augustus ... Missed the Aug. 19 contest at Los Angeles due to a sprained left ankle ... Shot 41.7 percent from the floor and 90.9 percent (30-for-33) from the free throw line ... A missed free throw on July 19 at Seattle halted a run

of 32 consecutive made free throws that dated to May 2007 ... Ranked ninth in the WNBA in 3-point percentage (39.8) and fifth in 3-pointers made ... Her 68 threes represent the fourth-best single-season total in Minnesota history and the most by any Lynx player aside from Katie Smith ... Saw her string of 14 consecutive games with a made 3-pointer stopped Aug. 1 against Phoenix ... Finished the year shooting 48.2 percent (41-for-85) from beyond the arc in 16 road outings ... Added 3.0 rebounds and 1.9 assists per game while playing 27.3 minutes per contest ... Averaged 4.1 rebounds and 2.7 assists per game after the All-Star break ... Averaged 11.7 points per game in August and 13.3 points per game in July ... Finished with career highs in points (25) and assists (6) Aug. 15 at Chicago, while matching her season high with eight rebounds ... One of two players to lead the Lynx across the board (points/ rebounds/assists) joining Charde Houston ... Scored 20-plus on four occasions, including a 20-point night July 22 at Phoenix and added 22 points June 27 versus Phoenix ... Blocked a career-high three shots July 7 against Washington.

2008: Averaged 7.8 points, 2.1 rebounds and 3.1 assists per game before the Olympic Break ... Scored a season-best 18 points against Detroit on July 24 ... Set a career-high with 12 3-point field goal attempts and five made 3-pointers against Detroit on July 24.

2007: Averaged 3.5 points, 1.0 rebounds, and 0.9 assists per game in 29 games and four starts ... Scored a season-high 17 points against Phoenix on June 30 ... Tied her career-high of four assists against Los Angeles on June 20 ... Grabbed a career-high three offensive rebounds against San Antonio on June 26.

2006: Averaged 7.5 points, 2.0 rebounds, and 1.0 assists per game in 33 games and eight starts ... Recorded a career-high 21 points in her first career start at Washington on June 6 ... Made a career-high seven field goals at Washington on June 6 ... Grabbed a career-high nine rebounds with seven of those being a career-high in defensive rebounds ... Notched a career-high three steals against Minnesota on July 20 ... Played a career-high 48 minutes against Phoenix on August 10 ... Finished the season ranked 16th in 3-point field goals made (44) and attempted (120), and also ranked 18th in 3-point field goal percentage (36.7).

2005: Averaged 1.3 points, 0.7 rebounds and 0.3 assists per game in 26 games played ... Played in her first regular season WNBA game at San Antonio on May 21, dishing out one assist in four minutes of action ... Had a then career-high three rebounds against Connecticut on June 10 ... Scored a then career-best five points while matching her career-high in

www.SASilverStars.com



HODGES CONTINUED

rebounds with three at Detroit on July 5 ... Dished out a then career-high two assists on July 21 versus Washington ... Scored a then career-high-tying five points with one rebound on August 2 against Detroit ... Recorded two points, one assist and one rebound in a then career-high 25 minutes of action against Los Angeles on August 27.

International

2009-10: Spent the first part of the offseason with Tarsus Belediya in Tarsus, Turkey, before joining Lotos Gydnia in Poland ... Helped Lotos go 12-5 during her time with team, including winning the PLKK Championship for the 11th time in club history ... Tallied 19 points, five rebounds, 10 assists, three steals and one block in the PLKK Finals ... Including her both her time in Turkey and her time in Poland, Hodges Averaged 9.9 points, 3.2 rebounds, 1.7 assists and 24.5 minutes per game in 29 games played during her time in Turkey and Poland.

2008-09: Spent the winter playing with two different teams in Spain... Played with Ros Casares before ending the season with Rivas Ecopolis...In 31 games in the Spanish League averaged 13.1 points per game.

2007-08: Played in 34 games with Gran Canaria of the Spanish League... Averaged 20.2 points and 4.4 rebounds per game in 26 games played ... In eight games in the EuroCup tallied averages of 23.5 points and 6.1 rebounds per game.

2006-07: Poured in 36.9 points per game in 22 games for Tarsus Belediye of the Turkish League.

2005-06: Played in France.

WNBA CAREER STATISTICS

Year	Team	G	GS	Min	FG	FGA	3FG	3FGA	FT	FTA	Off	Def	Tot	Ast	St	Bl	TO	PF	Pts
2005	HOU	26	0	188	13	47	5	26	2	2	9	8	17	7	3	0	3	8	33
2006	HOU	33	8	698	87	217	44	120	29	39	11	54	65	32	16	4	36	40	247
2007	HOU	29	4	331	31	111	20	67	20	22	8	22	30	27	13	0	20	21	102
2008	HOU	15	6	275	41	97	26	70	2	2	5	24	29	18	5	3	8	11	110
2009	MIN	33	27	902	115	276	68	171	30	33	20	79	99	64	21	15	36	54	328
2010	SAN	34	19	859	94	263	49	159	25	33	23	85	108	46	15	10	40	40	262
Totals		170	64	3,254	381	1,011	212	613	108	131	76	272	348	194	73	32	143	174	1,082



#7 JIA PERKINS

Position: Guard • **Ht.:** 5-8 • **Wt.:** 155 • **D.O.B.:** February 23, 1982 • **College:** Texas Tech



2010: Started all 34 games for Chicago ... Led the team with 1.65 steals per game and ranked second with 10.7 points per game ... Led the WNBA with a 1.40 steals to turnover ratio while ranking fourth in total steals (56) ... Also averaged 2.4 assists per game and 2.9 rebounds per game ... Collected a season-high seven total rebounds at New York on May 16 ... Was a perfect 6-for-6 from the charity stripe against Atlanta on June 15, marking season-bests in both free throws made and attempted ... Had a season-high five steals against Washington on June 25 ... Collected a season-best five defensive rebounds against Indiana on June 27 ... Set season-standards with 26 points and 10 made field goals at New York on July 11 ... Tied a career-high with five 3-pointers at Phoenix on Aug. 1.

2009: Started all 34 games for Chicago ... Averaged 13.2 points, 3.4 rebounds and 2.15 steals in 27.4 minutes per game ... Ranked second on the team with 931 minutes played ... Led Chicago with 73 steals ... Second on the team with 450 total points ... Ranked fifth in the WNBA with 2.15 steals per game ... Made her first WNBA All-Star appearance ... Scored 16 points in the All-Star game as a reserve.

2008: Started 34 games for Chicago ... Averaged 17.0 points per game and was ranked seventh in the WNBA in total points scored in the season (577)... Set a WNBA record with 39 consecutive free throws made, staying perfect from the line from June 3 to July 1...Ranked in the top 10 in the WNBA in 12 categories including ninth in points per game (17.0), sixth in steals per game (1.88), and fifth in free throw percentage (.891).

2007: Played in 33 games, starting five ... Averaged 11.7 points, 2.3 assists and 3.3 rebounds per game... Notched a franchise record 39 points on 17 field goals and five 3-pointers while adding 10 assists at Sacramento on June 29 ...Ranked fourth in the WNBA in 3-point field goal percentage (45.9)...Ranked 16th in the WNBA in field goal percentage (46.4)...Set a career-high by converting 9-of-10 free throws versus San Antonio on June 17 ... Ranked 10th in the league in steals (50.0) and steals per game (1.52).

2006: Played in 30 games, making 27 starts...Averaged 9.4 points, 3.2 assists and 3.6 rebounds per game.

2005: Played in 30 games, starting 11 ... Averaged 5.0 points, 1.5 rebounds, 1.1 assists and 15.5 minutes per game in her first full season as a professional... Scored a season-high 21 points at Phoenix on July 13...Played in a season-high 38 minutes at Seattle on July 29.

2004: Missed most of the season due to the birth of her daughter on June 4...Joined the team on August 16 during the Olympic break...Played four games, recording three points, three steals and three rebounds...Posted one point, one steal and one rebound in her first WNBA appearance against Minnesota on Sept. 11...Missed three games after being placed on the injured list with a groin strain on August 31.

Texas Tech: Averaged 15.4 points, 4.7 rebounds and 3.3 assists in 115 career games at Texas Tech...Named All-American Honorable Mention by the Associated Press and Kodak All-America Honorable Mention for the 2002-03 season... Was named to the All-Big 12 First Team and Big 12 All-Tournament Team as a junior... Finished her collegiate career ranked fourth in scoring (1,768), second in steals (305) and seventh in assists (376) on Texas Tech's career record list... Named to the All-Big 12 Second Team as a sophomore... Garnered team Most Valuable Player and All-Big 12 Honorable Mention honors as a freshman... Scored in double figures

www.SASilverStars.com



PERKINS CONTINUED

in 96 out of 115 career games... Scored a career-high 41 points on December 12, 2002 versus Creighton.

USA Basketball: Was a member of the USA Basketball 2002 World Championship for Young Women's Qualifying Team that won the gold medal in Brazil.

Personal: Jia Dorene Perkins ... Gave birth to daughter, Aalirah, on June 4, 2004 ... Daughter of Johnny and Debra Perkins ... Father played professional football for the New York Giants ...

Has one older brother, Jasmin ... Spent the 2004-05 offseason playing for the NWBL's Dallas Fury.

Transactions: Selected by Charlotte in the third round (35th overall) of the 2004 WNBA Draft on April 17, 2004. ... Selected by Chicago in WNBA Expansion Draft, November 16, 2005 ... Traded to San Antonio in exchange for center Michelle Snow on April 20, 2011.

WNBA CAREER STATISTICS

Year	Team	G	GS	Min	FG	FGA	3FG	3FGA	FT	FTA	Off	Def	Tot	Ast	St	Bl	TO	PF	Pts
2004	CHA	4	0	17	0	5	0	0	3	4	1	2	3	1	3	0	1	2	3
2005	CHA	30	11	464	64	151	3	9	19	30	24	20	44	32	29	9	32	45	150
2006	CHI	30	27	839	105	299	18	65	54	67	33	74	107	97	43	13	56	72	282
2007	CHI	33	5	762	153	330	39	90	41	53	30	80	110	75	50	7	51	65	386
2008	CHI	34	34	1,078	213	485	45	123	106	119	45	93	138	94	63	10	61	76	577
2009	CHI	34	34	931	158	379	30	78	104	123	28	88	116	100	73	6	55	78	450
2010	CHI	34	34	936	145	366	38	109	35	43	35	63	98	83	56	6	40	61	363
Totals		199	145	5,027	838	2,015	173	474	362	439	196	420	616	482	317	51	296	399	2,211



#00 RUTH RILEY

Position: Center • **Ht.:** 6-5 • **Wt.:** 198 • **D.O.B.:** August 28, 1979 • **College:** Notre Dame



Career: Drafted by the Miami Sol in the first round (5th overall) of the 2001 WNBA Draft... Selected by the Shock with the first overall pick in the 2003 WNBA Dispersal Draft... Member of the 2003 and 2006 WNBA Champion Detroit Shock... Named Most Valuable Player of the 2003 WNBA Finals... Named to the 2005 WNBA All-Star Team ... Member of the 2004 USA Basketball Women's National Team that won an Olympic Gold Medal in Athens... Ranks fifth in the WNBA record books in total blocks (438)... Competed in the 2008 Celebrity All-Star Game at NBA All-Star Weekend in New Orleans... One of just seven players in the WNBA to win a WNBA Championship, NCAA Championship and an Olympic Gold Medal ... Is the national spokesperson for Nothing But Nets, a global campaign to prevent Malaria, which is the leading cause of death for children in Africa.

2010: Played in 20 games for San Antonio, starting two ... Averaged 3.8 points per game while shooting 53.7 percent from the floor ... Collected 45 rebounds while ranking second on the team with 13 blocked shots ... Led the team in rebounding twice ... Notched a season-best five field goals against New York on May 28 ... Posted a season-best six total rebounds on three occasions ... Blocked a season-best three shots at Atlanta on June 13 ... Dished out a season-high four assists against Phoenix on Aug. 22 ... Missed 12 games due to a broken finger.

2009: Played in 31 games for San Antonio, starting 17... Averaged 5.3 points, 4.5 rebounds and 1.5 blocks in 21.0 minutes per game... Ranked seventh in the WNBA with her 1.5 blocks per game average... Scored in double figures eight times and collected a double-double in the season opener in Phoenix on June 6 with 12 points and 13 rebounds (five offensive)... Scored a season-high 16 points and added five rebounds and season-highs in assists (4) and blocked shots (4) against Phoenix on June 23 ... Scored 14 points on 6-of-7 shooting and grabbed eight rebounds in a home contest against Chicago on July 3... Scored 10 of San Antonio's record 106 points at home against Phoenix on Aug. 15... Missed the last two games before the All-Star break with left Achilles tendonitis... **Playoffs:** Averaged 4.0 points, 2.3 rebounds and 1.3 blocks per game in three games played against Phoenix.

2008: Played in 30 games for San Antonio, making three starts... Started the season with five blocks and seven points at Sacramento on May 17... Averaged 5.1 points, 3.6 rebounds, 1.4 blocks and 1.0 assists per game... Tallied 11 points and eight rebounds in the home opener against Phoenix May 20... Recorded four blocks in back-to-back games on July 1 and July 3 against Detroit and Sacramento, respectively... Scored up 14 points and added eight rebounds at Detroit on July 27... Tallied 41 blocks on the season... **Playoffs:** Played in all nine postseason games, making one start ... Tallied eight blocks, including two against Sacramento on Sept. 20... Averaged 2.0 points, 2.1 rebounds and 1.1 assists per game.

2007: Played in 30 games, making 29 starts ... Averaged 5.9 points and 4.9 rebounds per game ... Recorded 59 blocks, including a career-best six vs. Houston on June 26... Had 10 games with double-figures scoring and scored a season-best 13 points at Seattle on June 2 ... Recorded her 1,000th career rebound on July 3, 2007 at Washington, scoring 10 points and grabbing six rebounds to go with four blocks in the contest.

2006: Averaged 4.4 points, 3.2 rebounds and 1.3 blocks per game ... Led the team in scoring on three occasions and in rebounds on one occasions ... Scored in double figures nine times ... Recorded her third career double-double vs. Chicago on June 4 ... Shot 45.6 percent from the field ... Ranked fifth in the WNBA with 1.44 blocks per game.

2005: Voted by fans to start at center for the Eastern Conference All-Star Team ... Finished the season tied for fifth in the WNBA in blocked shots (46) ... Tied for the team lead in free throw percentage (48-of-60, .800) and blocked shots ... Tied for second on the team in rebound average (4.7) ... Scored a season-high 20 points at San Antonio on Aug. 13 ... Grabbed a season-high nine rebounds at Los Angeles on August 19 ... Handed out a season-high three assists on two occasions – at Washington on July 7 and vs. Connecticut on July 30 ... Picked up a season-high two steals on five occasions ... Blocked a season-high four shots on three occasions – vs. Los Angeles on June

www.SASilverStars.com



RILEY CONTINUED



26, at Sacramento on July 24 and at Charlotte on Aug. 6 ... Notched 12 double figure scoring games ... Playoffs: Made all three of her 3-pointers in the two game series loss to Connecticut ... Scored 10 points in the deciding second game ... Grabbed a team-high eight rebounds in game one.

2004: Finished 15th in the WNBA in rebound average (5.9) and fifth in blocked shots (53) ... Led Detroit in free throw percentage (71-of-87, .816) and blocked shots and was third in rebounds per game, field goals (153) and field goal attempts (343) ... Scored a career-high 26 points vs. Indiana on June 12 ... Grabbed a career-high 13 rebounds in back-to-back games – at New York on July 24 and at Washington on July 28 ... Handed out a season-high five assists at Minnesota on July 3 ... Picked up a season-high three steals on three occasions – at Charlotte on June 23, at Minnesota on July 3 and vs. Houston on July 6 ... Blocked a season-high five shots vs. Seattle on July 10 ... Scored 20 or more points on two occasions and 10 or more points on 18 occasions ... Playoffs: Averaged 9.7 points, 5.0 rebounds and 2.0 blocked shots in Detroit's 2-1 series loss to New York ... Scored 13 points and grabbed six rebounds in game two.

2003: Led Detroit to the 2003 WNBA Title ... Named MVP of the WNBA Finals ... Finished 17th in the WNBA in rebound average (5.9), third in field goal percentage (115-of-231, .498) and fifth in blocked shots (58) ... Led the team in blocked shots and field goal percentage and was second in rebound average and free throw percentage (97-of-127, .764) ... Scored a season-high 19 points at Washington on Aug. 6 ... Grabbed a season-high 11 rebounds in back-to-back games – at Sacramento on August 15 and at Seattle on August 17 ... Handed out a season-high five assists on two occasions – at San Antonio on June 7 and vs. Phoenix on June 28 ... Picked up a season-high two steals on six occasions ... Blocked a season-high four shots on two occasions at San Antonio on June 7 and at Indiana on July 16 ... Scored in double figures in 18 games ... Grabbed double-digit rebounds in three straight games – Aug. 15 to 22 ... Playoffs: Averaged 14.7 points, 5.0 rebounds and a team-high 3.33 blocked shots in Detroit's 2-1 WNBA Finals win against Los Angeles ... Scored 27 points in game three ... Averaged 12.7 points, 6.1 rebounds and a team-high 2.50 blocked shots during Detroit's eight playoff games.

2002: Ranked fourth in the WNBA in blocked shots per game (1.59) ... Led the team in blocked shots and ranked third in field goal percentage (60-of-129, .465) ... Scored a season-high 14 points at Utah on July 31 ... Grabbed a season-high seven rebounds on two occasions – vs. Washington on June 21 and at Indiana on July 12 ... Handed out a season-high four assists vs. Cleveland on Aug. 9 ... Picked up a season-high two steals on three occasions – versus Houston on June 18, at Cleveland on June 25 and against Indiana on

June 30 ... Blocked a season-high five shots on two occasions – at Charlotte on June 22 and at Detroit on July 20 ... Scored in double figures on six occasions.

2001: Ranked ninth in the WNBA in blocked shots (49) ... Scored a season-high 16 points against Portland on June 29 ... Grabbed a season-high 11 rebounds at Orlando on July 10 ... Handed out a season-high three assists on two occasions – July 22 at New York and Aug. 3 versus Phoenix ... Picked up a season-high three steals against Houston on July 20 ... Blocked a season-high three shots on eight occasions – at Orlando on July 10 and versus Indiana on August 10 ... Recorded her first career double-double with 12 points and 10 rebounds at Detroit on July 13 ... Scored 10 or more points on five occasions ... **Playoffs:** Averaged 8.0 points, 5.3 rebounds and a team-high 1.33 blocked shots in Miami's 2-1 series loss to New York ... Scored a team-high 12 points versus New York in game one.

International:

2009-10: Played for Sony Athinaikos in Byron, Greece...Helped her team win the FIBA EuroCup Championship, bringing the first ever European title in women's basketball to Greece... Notched 20 points on 6-of-11 made field goals and 8-of-9 made free throws in addition to posting 16 rebounds, three blocks, two assists and one steal in the two game finals ...Averaged 11.0 points, 7.4 rebounds, 1.3 assists, 1.1 blocks and 26.9 minutes per game in seven games played for Athinaikos...Named FIBA Player of the Week twice, including one time during the semifinals.

Notre Dame: Won the Naismith Award and was named the Associated Press Player of the Year while leading Notre Dame



RILEY CONTINUED

to the 2001 NCAA Championship as a senior ... Recorded 28 points, 13 rebounds and seven blocks in a 68-66 win over Purdue in the NCAA Championship game ... Earned NCAA Final Four Most Outstanding Player honors ... Named the 2000-01 Verizon Academic All-America Team Member of the Year, signifying her as the top student-athlete in all sports - male or female - in Division I ... Recipient of the NCAA Today's Top VIII Award recognizing athletics, academic achievement, character and leadership in student-athletes from the 2001 calendar year ... A two-time Associated Press first team All-America selection (1999-2000 & 2000-01) ... Three-time BIG EAST Defensive Player of the Year ... Three-time first team All-BIG EAST selection (1998-99 – 2000-01) ... Notre Dame career leader in blocks (370) and field goal percentage (63.2) ... Finished her collegiate career with 2,072 career points and 1,007 rebounds.

2000-01: Averaged 18.7 points and 7.8 rebounds per game as a senior ... A consensus first team All-American selection and BIG EAST Player of the Year ... Led the nation in field goal percentage (.628) ... Named the BIG EAST Scholar-Athlete of the Year.

1999-2000: Led the team in scoring (16.2 points per game) and rebounding (7.3 per game) during her junior season ... Finalist for the Naismith Award and became first Notre Dame women's basketball player to earn Associated Press first team All-American honors and GTE/CoSIDA Academic All-American honors ... Named to the NCAA Mideast Regional All-Tournament Team ... Scored a season-high 36 points, converting 18-of-23 free throws against Miami on Feb. 22, 2000 ... Ranked fifth in the nation in field goal percentage (.615) and blocks (2.7 per game).

1998-99: Earned Associated Press All-American Third Team honors ... Was the only unanimous selection to the All-BIG EAST First Team ... Led the team with 16.6 points and 8.4 rebounds per game ... Led the nation in field goal percentage (.683) ... Scored a career-high and school record 41 points on Jan. 30, 1999 against Providence.

1997-98: Earned BIG EAST All-Rookie Team honors ... Averaged 11.5 points and 7.3 rebounds per game ... Played in all 32 games, starting the final 26 ... Led Notre Dame in scoring during their three NCAA Tournament games, averaging 18.0 points and 7.3 rebounds per game.


USA Basketball: Helped Team USA capture gold at the 2004 Olympic Games.

Personal: Ruth Ellen Riley... Daughter of Sharon Riley ... Has one older sister, Rachel Cattin, and one younger brother, Jacob Riley ... Named a USA TODAY Honorable Mention All-American as a senior at North Miami High School in Indiana, averaging 26.0 points, 14.7 rebounds and 5.2 blocks per game... Finished her prep career with 1,372 points, 1,011 rebounds and 427 blocks... Also played volleyball and ran track in high school... Graduated from Notre Dame in May 2001 with a degree in psychology.

Transactions: Selected by the Miami Sol in the first round (5th overall) of the 2001 WNBA Draft... Selected by the Detroit Shock with the first overall pick in the 2003 WNBA Dispersal Draft... Traded to the San Antonio Silver Stars on February 22, 2007.

WNBA CAREER STATISTICS

Year	Team	G	GS	Min	FG	FGA	3FG	3FGA	FT	FTA	Off	Def	Tot	Ast	St	Bl	TO	PF	Pts
2001	MIA	32	19	799	77	162	0	0	64	83	51	79	130	26	25	46	63	107	218
2002	MIA	26	8	519	60	129	0	0	28	46	24	66	90	25	11	41	49	87	148
2003	DET	34	34	995	115	231	0	0	97	127	59	142	201	64	25	58	82	128	327
2004	DET	33	33	1,003	147	331	1	2	71	85	67	128	195	49	30	53	80	117	366
2005	DET	33	33	855	100	267	3	12	48	60	43	113	156	39	23	46	68	131	251
2006	DET	34	34	863	115	252	3	9	16	18	36	129	165	52	18	49	54	110	249
2007	SAN	30	28	773	72	194	5	27	27	29	32	116	148	37	27	59	69	114	176
2008	SAN	30	3	580	63	145	9	28	18	21	14	94	108	31	14	41	52	101	153
2009	SAN	31	17	650	68	147	4	18	23	26	35	105	140	28	14	45	35	90	163
2010	SAN	20	2	261	29	54	1	5	16	20	6	39	45	19	5	13	19	39	75
Totals		303	211	7,298	846	1,912	26	101	408	515	367	1,011	1,378	370	192	451	571	1,024	2,126



#3 SCHOLANDA ROBINSON

Position: Guard • **Ht.:** 5-11 • **Wt.:** 162 • **D.O.B.:** January 9, 1983 • **College:** Louisiana State



2010: Played in all 34 games for Tulsa, starting 33 ... Had the best offensive season of her career, leading the team with 1.56 steals per game while ranking second with 11.9 points per game ... Averaged 2.40 rebounds per game and 1.7 assists per game ... Ranked eighth in the WNBA in steals per 40 minutes (2.5) and 11th in steals per game (1.6) ... Led Tulsa in scoring 11 times, including a span of six straight games from June 19 to July 3 ... Tallied nine games with 15 or more points including one 20-plus point performance ... Recorded a career-best two blocked shots at Minnesota on May 23 ... Notched a season-best six free throws made versus Minnesota on June 4 ... Had a career-high six steals at Atlanta on June 23 ... Collected a career-high four offensive rebounds at Phoenix on July 17 ... Posted a career-best five defensive rebounds versus Atlanta on July 27 ... Scored a career-high 21 points against Seattle on Aug. 3.

2009: Played in all 34 regular season games for Sacramento, starting 29 ... Averaged 6.6 points and a career-high 1.6 rebounds in a career-best 18.6 minutes per game ... Ranked 17th in the WNBA with 2.09 steals per 40 minutes ... Scored a season-high 15 points against Detroit on June 28 ... Recorded a career-high four assists at Connecticut on Sept. 1 ... Has increased her minutes per game in each of her four seasons.

2008: Played in 29 games for Sacramento ... Averaged 6.8 points, 1.1 rebounds, 0.9 assists and 1.1 steals in 18.4 minutes per game ... Notched a career-high 17 points at Atlanta on July 22.

2007: Played in 34 games for Sacramento ... Averaged 5.8 points, 1.4 rebounds, 0.9 assists, 1.1 steals and 15.4 minutes per game ... Scored in double figures in five games ... Scored a season-best 13 points against Detroit on June 23 ... Recorded a career-best five rebounds at Washington on May 22 ... **Playoffs:** Averaged 3.3 points, 1.7 rebounds and 1.0 steals per game through three playoff games.

2006: Played in 33 games, starting 21 ... Averaged 5.2 points, 1.1 rebounds, 0.9 steals and 15.2 minutes per game ... Scored a season-high 15 points against Los Angeles on June 23 ... Recorded a season-high four steals versus Connecticut on July 15 ... **Playoffs:** Averaged 3.3 points, 1.0 rebounds, 0.7 steals and 8.2 minutes per game in nine playoff games.

International

2008-09: Played for Vomero Basket Napoli in Naples, Italy ... Averaged 12.8 points, 3.6 rebounds, 2.9 steals and 31.8 minutes per game in 11 games played.

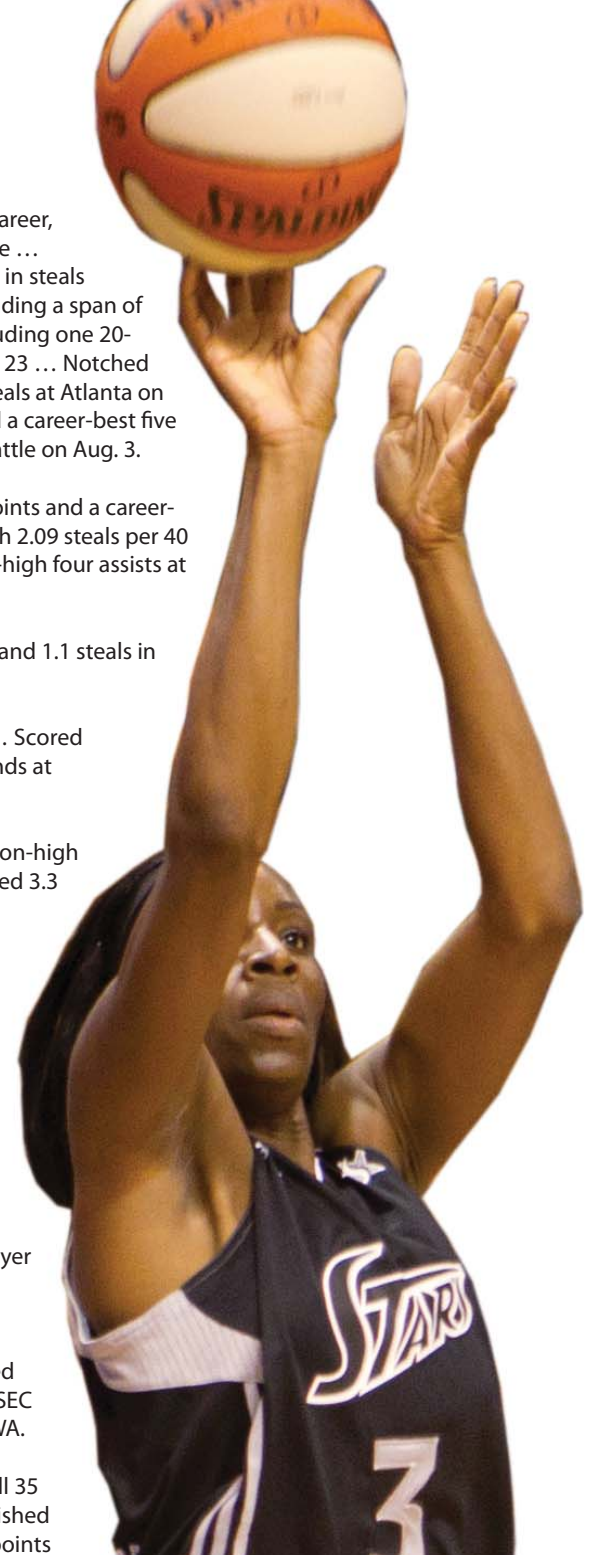
2006-07: Played her first season overseas with AB Contern in Luxembourg ... Averaged 37.5 minutes, 25.0 points 7.8 rebounds, 2.3 assists and 5.3 steals per game in six games played.

LSU: Finished her collegiate career ranked 15th all-time on LSU's career scoring list and seventh all-time in steals (231).

2005-06: Started all 35 games averaging 8.6 points, 2.5 rebounds, 2.2 assists, 0.6 blocks and 1.8 steals per game ... Earned All-SEC Second Team honors ... Became the 25th player in school history to reach the 1,000 point milestone ... Also became the seventh player in school history to record more than 200 steals and the fifth player to make more than 100 3-pointers.

2004-05: Started all 36 games ... Averaged 8.9 points, 2.5 rebounds, 2.1 assists, 0.9 blocks and 2.2 steals per game ... Scored a season-high 22 points in LSU's victory against Liberty in the Regional semifinals in Chattanooga, Tenn. ... Led the team with 78 steals, the 10th best single-season total in school history ... Finished the season ranked fifth in the SEC in steals, 15th in 3-point field goal percentage and 14th in blocked shots ... Voted third team All-Louisiana by the LSWA.

2003-04: Returned to the team after missing the 2002-03 season to give birth to her daughter ... Played in all 35 games, starting four ... Averaged 8.5 points, 2.3 rebounds, 0.6 assists and 1.3 steals per game ... Finished fourth on the team in scoring and second in 3-pointers made ... Poured in a career-high 25 points



S. ROBINSON CONTINUED

in just 23 minutes at Alabama in a 103-68 victory on Feb. 5...Led LSU in scoring on four occasions...Scored in double figures in 14 games, including two games with 20 or more points.

2002-03: Missed the season to give birth to her daughter.

2001-02: Played in 29 games and started in nine ... Averaged 10.6 points, 4.2 rebounds, 1.7 assists, 0.4 blocks and 1.6 steals per game ... Started the first eight games of her career at LSU ... Poured in a then-career-best 22 points in her collegiate debut against Grambling on Nov. 20...Finished the season ranked fourth on the team in scoring with a 10.6 average...Scored in double figures in 15 games and led the team in scoring twice.

Personal: Scholanda Michelle Robinson (Dorrell) ... Married Frederick Robinson on June 15, 2001 ... The couple has one daughter, Aishida, born Jan. 29, 2003 ... Daughter of Jennifer Boothe-Byer ... Has two siblings, Lathanza Williams and G. Jelani Frederick ... Majored in kinesiology ... Led her high school team to the Florida State Title her senior season, scoring 25 points in the championship game ... Named a Street and Smith High School All-American ... Garnered USA Today Honorable Mention All-USA selection ... Ranked in the Blue Star Report as the sixth best high school player in the nation ... Rated as one of the top-10 high school guards in the country by All-Star Girl's Report.

Transactions: Selected in the first round (14th overall) of the 2006 WNBA Draft by the Sacramento Monarch ... Selected seventh overall by the Tulsa Shock in the Sacramento Monarchs Dispersal Draft on Dec. 14, 2009 ... Traded to San Antonio in exchange for 2012 first and second round draft picks on May 2, 2011.

WNBA CAREER STATISTICS

Year	Team	G	GS	Min	FG	FGA	3FG	3FGA	FT	FTA	Off	Def	Tot	Ast	St	Bl	TO	PF	Pts
2006	SAC	33	21	499	64	172	25	85	18	22	9	27	36	17	29	4	39	43	171
2007	SAC	34	0	525	69	170	8	32	50	70	23	25	48	30	37	10	46	55	196
2008	SAC	29	3	535	66	163	11	30	55	79	10	22	32	24	32	6	66	53	198
2009	SAC	34	29	633	79	193	8	25	59	87	19	34	53	27	33	7	54	70	225
2010	TUL	34	33	836	145	361	23	76	92	130	29	51	80	57	53	12	86	93	405
Career		164	86	3,027	423	1,059	75	248	274	388	90	159	249	155	184	39	291	314	1,195



#33 SOPHIA YOUNG

Position: Forward • **Ht.:** 6-1 • **Wt.:** 200 • **D.O.B.:** December 15, 1983 • **College:** Baylor



Career: Holds four San Antonio career records including field goals made (1010), steals (257) and points (2,658) while ranking second in free throws (611), defensive rebounds (707) and points per game (15.9) ... Is the fastest player in franchise history to score 2,000 points, doing so in only 125 career games ... Ranks 13th all-time on the WNBA scoring list with 15.9 career points per game ... One of a record four rookies voted to the WNBA All-Star game in 2006... Led San Antonio in both scoring and rebounding as a rookie... A unanimous selection to the WNBA all-rookie squad in 2006... Four-time WNBA All-Star (2006, 2007, 2009 and 2010)... Named to the All-WNBA First Team in 2008 and second team All-WNBA in 2007 ... Finished fourth in league MVP voting in 2008... Hit a buzzer-beating game-winner against Los Angeles to force a deciding game three in the 2008 Western Conference Finals... All-time leader in Big 12 scoring history... Earned Most Outstanding Player honors after leading Baylor to its first National Championship in 2005... Had her Baylor jersey retired in November 2008.

2010: Started all 34 games for San Antonio ... Led the team with 15.3 points per game, shooting 50.1 percent from the floor, and 54 steals ... Ranked 15th in the WNBA with 15.3 points per game ... Ranked second with 176 rebounds ... Voted to the 2010 WNBA All-Star Team, marking her fourth career all-star selection ... Led the team in scoring on 11 occasions and rebounding nine times ... Notched a career-high tying eight assists at Tulsa on May 20 ... Recorded a season-best

11 free throws at Phoenix on June 18 ... Grabbed a season-high 12 rebounds, including a season-standard seven offensive boards, versus Tulsa on July 16 ... Tallied a season-best 11 field goals against Phoenix on Aug. 3 ... **Playoffs:** Started both playoff games ... Led the team with 9.0 rebounds per game while ranking second with 15.5 points per contest ... Led the team in rebounding in both playoff contests.

2009: Started all 33 games for San Antonio ... Averaged a career-best 18.2 points per game to go with 6.5 rebounds and 1.6 assists in 33.7 minutes per game... Ranked fifth in the WNBA with 18.2 points per game during the regular season ... Tied for 12th in the WNBA with her 6.5 rebounding average... Became the third player from the 2006 draft class to score 2,000 points on Aug. 21 (Seimone Augustus, 2,230; Cappie Pondexter, 2,483)... Recorded three double-doubles ... Scored 25 points and grabbed 10 rebounds on opening night in Phoenix... Notched 17 points and collected 10 rebounds at home against Sacramento on June 26... Scored a career-high 29 points to go with 11 rebounds in Sacramento on July 30... Set a new career-high with 31 points on 10-of-17 shooting at home against Los Angeles on Aug. 21... Tied her career-high with 31 points and added six rebounds against Detroit on Aug. 29... **Playoffs:** Played in three games ... Averaged 18.7 points, 5.3 rebounds, 2.0 assists and 2.0 steals per game.

2008: Named to the All-WNBA First Team and All-Defensive First Team ... Finished fourth in league MVP voting and claimed her first Western Conference Player of the Week honor... Started 33 regular season games and every playoff game... Averaged 17.5 points, 5.6 rebounds, 2.3 assists and 1.6 steals per game... Scored 20-plus points 15 times, including three double-doubles... Scored a season-best 27 points against Detroit on July 1... Recorded her first double-double of the season against Sacramento on July 3 with 20 points and 12 rebounds... Tallied 25 points and 11 rebounds against Atlanta on July 11 along with four assists and three steals... Had 22 points and 10 rebounds at Connecticut on Sept. 7... Chipped in 17 regular-season blocks to go with 53 steals... **Playoffs:** Started all nine playoff games ... Averaged 17.7 points and 5.9 rebounds per game... Had three 20-plus point performances during the playoffs ... Scored 27 points against Sacramento on Sept. 22 ... Tallied 21 points and 11 rebounds against Los Angeles in game two of the Western Conference Finals, hitting the game-winning buzzer-beater to force game three... Scored 21 points and grabbed nine rebounds to go with four assists, a steal and a block in game one of the WNBA Finals against Detroit.

2007: Earned All-WNBA Second Team honors ... Named to the Western Conference All-Star Team ... Recorded 30 double-figure scoring games, including 10 with 20-plus points... Had a streak of 20 consecutive double-figure scoring



YOUNG CONTINUED

games to finish the regular season...Led the team in rebounds (5.82) and steals (1.48) per game ... Ranked second in scoring with 16.8 points per game ... Ranked among the top 10 in the WNBA in points per game (10th, 16.8), minutes per game (7th, 33.5), minutes played (8th, 1106), field goals made (5th, 214), field goal attempts (10th, 448), free throws (10th, 448), free throw attempts (6th, 167), offensive rebounds (9th, 72), points (8th, 553), total efficiency points (10th, 521) and efficiency ranking (9th, 15.79) ... Ranked in the top 20 in more than 50 regular season and postseason statistical categories league wide ... **Playoffs:** Started all five playoff games for San Antonio ... Averaged 20.2 points and 9.0 rebounds per game ... Scored 24 points and grabbed 18 rebounds in a 102-100 loss to Phoenix to start the Western Conference Finals.

2006: One of a record four rookies named to the 2006 WNBA All-Star Team ... Was a unanimous WNBA All-Rookie team selection ... Started all 34 games as a rookie ... Led the team in scoring (12.0), rebounds per game (7.6) and minutes played (1,055) ... Ranked among the top 20 WNBA leaders in four categories and among the top 10 rookies in eight categories ... Led all rookies in rebounds (7.6) and steals per game (1.68) ... Ranked fourth among rookies in scoring (12.0), third in minutes per game (31.3), fifth in blocks per game (.38) and sixth in field-goal percentage (41.6) ... Shot 10-for-10 from the charity stripe and 5-for-13 from the field for 20 points at Washington on Aug. 8 ... Had a season-best 23 points with five rebounds, two steals, two assists and a block at Minnesota on Aug. 6 ... Went 7-for-11 from the field for 16 points with seven rebounds, eight assists and four steals versus Houston on July 7 ... Led the team in scoring on seven occasions, in rebounds 17 times, in assists four time, in blocks nine times and in steals on 14 occasions ... Scored in double-figures 21 times, notched 20-plus points twice and had seven double-doubles on the season.



International: Has played for Gambrinus in Brno, Czech Republic and for Galatasaray in Istanbul, Turkey...Named to the Turkish League all-star team in 2007.

2009-2010: Played with Galatasaray in Istanbul, Turkey...Helped her team win the Turkish Cup and reach the TWBL playoffs.

Baylor: Was the only active player named to the five-person Big 12 10th Anniversary team ... Named 2006 Big 12 Player of the Year...Two-time Kodak All-American...First-team Associated Press All-American in 2005-06...Two-time USBWA All-American...Named to the NCAA Albuquerque Regional All-Tournament as a senior...Earned Most Outstanding Player honors at the 2005 Final Four after helping Baylor capture its first national title...Finalist for the Wooden Award and Wade Trophy ... Three-time All-Big 12 First Team honoree ... Averaged 16.5 points and 9.3 rebounds per game during her collegiate career ... Scored 2,480 total points at Baylor, shooting 54.6 percent from the field...Tallied 98 career blocks and 244 steals... All-time Big 12 career scoring leader.

Personal: Full name is Sophia Yvonne Young...Nickname is "So"...Daughter of Denniston Young of Brooklyn, N.Y., and Annie Christopher of St. Vincent and The Grenadines...Graduated from Baylor with her teaching credential.

Transactions: Selected by San Antonio in the first round (4th overall) of the 2006 WNBA Draft.

WNBA CAREER STATISTICS

Year	Team	G	GS	Min	FG	FGA	3FG	3FGA	FT	FTA	Off	Def	Tot	Ast	St	Bl	TO	PF	Pts
2006	SAN	34	34	1,064	154	370	0	4	100	137	85	172	257	50	57	13	45	70	408
2007	SAN	33	32	1,106	214	448	0	5	125	167	72	121	193	51	49	12	61	100	553
2008	SAN	33	33	1,054	207	433	0	3	162	206	52	134	186	75	53	17	57	86	576
2009	SAN	33	33	1,113	219	482	17	55	145	189	69	146	215	54	44	16	62	67	600
2010	SAN	34	34	1,082	216	431	10	38	79	120	44	134	178	81	54	9	70	89	521
Career		167	166	5,420	1,010	2,164	27	105	611	819	322	707	1,029	311	257	67	295	412	2,658



2011 DRAFT PICKS

#23 DANIELLE ADAMS

Position: Forward • **Ht.:** 6-1 • **D.O.B.:** February 19, 1989 • **College:** Texas A&M



Texas A&M

Senior (2010-11): Led the Texas A&M to its first national championship title, earning Most Outstanding Player honors after recording the second-most points (30) in title game history ... Is the only former junior college student-athlete besides Sheryl Swoopes (1993) to be named Most Outstanding Player of the NCAA Final Four ... Earned Associated Press First Team All-America, USBWA All-America and State Farm Coaches' All-America honors ... Naismith Trophy and John R. Wooden Award finalist ... Ranked ninth nationally with 22.3 points per game ... Led the Aggies with 8.5 rebounds per game.

Junior (2009-10): Named Associated Press All-America Honorable Mention ... Garnered Big 12 Newcomer of the Year and All-Big 12 Second Team honors ... Named Big 12 Tournament Most Outstanding Player ... Led the team with 16.3 points, 5.8 rebounds and 1.3 blocks per game off the bench ... Scored in double figures in all but three games and

led the team in scoring 17 times ... Registered her second career double-double in the NCAA second round versus Gonzaga with 10 points and 19 rebounds ... Averaged a team-leading 19.7 points and 7.0 rebounds in all three Big 12 Championship games ... Became only the second player in school history to accomplish a triple-double with a career-high 27 points, career-best 12 rebounds and a single-game record 10 blocked shots against Texas Tech.

Jefferson College (2007-2009): Two-time first team Junior College All-American ... Named 2009 JUCO Player of the Year by the Women's Basketball Coaches Association ... Averaged 22.1 points and 2.8 blocked shots during her sophomore season ... Guided Jefferson College to the 2009 National Championship with a 34-1 record ... Led the nation in scoring as a freshman with 28.0 points per contest.

Lee Summit High School: McDonald's High School All-America nominee ... Earned all-state, all-metro and all-district honors ... Garnered first team all-state honors as a senior, averaging 21.4 points per game ... Played AAU basketball with the Kansas City Keys.

Personal: Danielle E. Adams ... Born in Kansas City, Mo. ... Daughter of Tiffany Hill ... Has one younger sister, Cierra.

Transactions: Selected in the second round (20th overall) of the 2011 WNBA Draft.



2011 DRAFT PICKS

#21 PORSHA PHILLIPS

Position: Forward • **Ht.:** 6-2 • **D.O.B.:** January 13, 1988 • **College:** Georgia



Georgia

Redshirt Senior (2010-11): A consensus All-SEC First Team selection ... Led the SEC in rebounds and free throw percentage ... Became the first Georgia player to average a double-double (10.8 points per game and 10.7 rebounds per game) since 1986-87 ... Grabbed 365 rebounds, which ranks fifth on the Georgia single-season record list ... Notched 19 double-digit scoring performances and 15 double-figure rebounding games.

Redshirt Junior (2009-10): Led the SEC with 8.8 rebounds per game in conference games ... Finished fourth in the SEC in rebounding and seventh in blocked shots ... Led the team with seven double-doubles ... Averaged a double-double of 10.6 points and 10.0 rebounds over the final five regular-season games.

Redshirt Sophomore (2008-09): Posted then-career best tallies for points, rebounds and steals in the season opener ... Scored in double-digits in each of the first five games ... Shot 63.4 percent (26-of-41) during a four-game win streak from Jan. 22 to Feb. 1 ... Named

SEC Player of the Week on Feb. 2 after averaging 14.0 points and connecting on 61.1 percent of her field goals in wins against No. 5 Auburn and Mississippi State ... Averaged a team-best 12.7 points per game in SEC action, including double-digits in 12 of 14 league games.

Sophomore (2007-08): Transferred to Georgia and sat out the season due to NCAA transfer regulations.

LSU

Freshman (2006-07): Notched five double-digit scoring efforts ... Played in all 38 games, including successive six starts from mid-February through the quarterfinals of the SEC Tournament ... Posted then-career highs of 12 points, four assists and 27 minutes played in LSU's 72-71 loss to No. 5 Connecticut ... Named SEC Freshman of the Week on Feb. 12.

Redan High School: Tabbed third-team All-America by Parade, USA Today and Street & Smith's as a senior ... Selected to participate in both the McDonald's and WBCA All-America games ... Named DeKalb County Player of the Year as a sophomore, junior and senior ... Tabbed to the Atlanta Journal-Constitution's five-player all-class all-state team as a senior ... Helped the team compile a 104-27 record during her four seasons ... Led Redan to a runner-up finish in the 2005 Georgia Class AAAAA State Tournament, as well as the semifinals in 2006 and the quarterfinals in 2003 and 2004 ... Finished her high school career with 1,696 points, 923 rebounds, 444 blocks and averages of 14.6 points, 8.0 rebounds and 3.8 blocks per game ... Averaged 14.8 points, 7.3 rebounds, 5.7 blocks, 2.7 assists and 2.3 steals as a senior ... Averaged 18.8 points, 8.5 rebounds, 4.5 blocks and 2.8 steals as a junior ... Invited to participate in the USA Basketball's Youth Development Festival in 2005, where she averaged 6.0 points and 6.2 rebounds per game for the Bronze Medal-winning Red Team.

Personal: Born on January 13, 1988 ... Porsha is the daughter of Lue and James Phillips ... Majored in Child and Family Development.

Transactions: Selected in the third round (30th overall) of the 2011 WNBA Draft.



2011 DRAFT PICKS

#13 DANIELLE ROBINSON

Position: Guard • **Ht.:** 5-9 • **D.O.B.:** May 10, 1989 • **College:** Oklahoma



Oklahoma

Senior (2010-11): Finished her collegiate career with 2,138 points, 726 assists and 309 steals, joining Nancy Lieberman and Dawn Staley, and later Courtney Vandersloot, as the only women's college basketball players in history to cross the 2,000-point, 700-assist and 300-steal benchmarks in a career ... Earned AP All-America Second Team honors and Capital One Academic All-America Second Team recognition ... Made 140 consecutive starts in 141 games played for Big 12 Conference and OU program records ... Totaled an Oklahoma career record 4,579 minutes played ... Led senior class to an OU record 55 wins in 63 home games ... Top-scoring guard in Oklahoma history and finished second all-time at OU with 117 double-figure scoring games ... Also second at OU in career assists, steals and free throw percentage (.852) ... Unanimous selection to All-Big 12 First Team and Big 12 All-Defensive Team ... Named to Big 12 All-Championship Team after averaging 19.0 points, 5.5 assists and 4.5 rebounds in two tournament games ... Had 15 of 28 career games of 20-plus points in senior season.



Junior (2009-10): State Farm Coaches' All-American ... Associated Press All-America Third Team selection ... Finalist for State Farm Wade Trophy, Wooden Award and Nancy Lieberman Award ... State Farm All-Region 5 Team ... Naismith Trophy midseason candidate ... Unanimous choice for All-Big 12 First Team ... Earned Academic All-Big 12 First Team honors for second consecutive season ... Named to Big 12's All-Defensive Team for third-straight season ... Averaged 21 points per game in Big 12 Championship and was named to All-Big 12 Championship Team ... Named to Final Four All-Tournament team after totaling 23 points, six assists and career-high six rebounds in national semifinal loss to Stanford (April 4) ... Averaged 17 points, five assists and 96 percent free-throw shooting in conference play to lead OU to a tie for second in Big 12 standings ... Scored nine or more points in every game ... Ranked 72nd nationally in points per game, 23rd in assists per game and 84th in field goal percentage ... Set OU's consecutive free throw record with a streak of 35, breaking her streak of 30 set as a sophomore ... Set Big 12 and OU records for best single-game free-throw performance, making 16-of-16 against Oklahoma State on Feb. 16 ... Holds Oklahoma's record for most double-digit assist games with six ... Won gold medal with USA Basketball at World University Games in Belgrade, Serbia in July.

Sophomore (2008-09): Associated Press All-America Honorable Mention ... Finalist for Nancy Lieberman Award, for nation's top point guard in women's basketball ... All-Big 12 First Team honoree ... Youngest player for second consecutive season on Big 12's All-Defensive Team ... ESPN The Magazine Academic All-District First Team member ... Finished regular season as the NCAA's fourth leading free throw shooter ... Also nationally-ranked 13th in assists per game, 17th in field goal percentage, 81st in assist-to-turnover ratio and 97th in steals per game ... Set OU record for consecutive free throws made (30) ... Recorded three double-doubles and became OU leader in career double-digit assist games ... Started all 37 games at point guard, averaging 30.2 minutes, 12.9 points and 5.9 assists ... Shot 55.6 percent (180-of-324) from the field and was 119-of-132 (.902) from the free throw line.

Freshman (2007-08): Named Big 12 Freshman of the Year ... Was the only rookie named to the conference's all-defensive team ... Started 30 of 31 games ... Averaged 12.2 points, 4.2 assists, 2.2 steals and 48 percent field goal shooting ... Was second among Big 12 freshmen in scoring and led all conference freshman in field goal percentage, steals and assists ... Totaled 130 assists and 69 steals to lead OU in both categories.





D. ROBINSON CONTINUED

Archbishop Mitty High School: Earned 2007 Central Coast Section, Cal-Hi Sports and High School Sports Focus Player of the Year honors ... Garnered Parade Magazine All-America Fourth Team honors following her senior season ... Averaged 15 points, eight rebounds, five assists and four steals while leading Archbishop Mitty to a 32-4 record and the California State Division II Championship ... Was a 2006 EA Sports All-America Second Team honoree ... Named 2006 Player of the Year by the San Jose Mercury News, High School Sports Focus, the Northern California Coaches and Cal-Hi Sports ... Averaged 19 points, eight rebounds, six assists, five steals and one block per game as a junior while leading Archbishop Mitty to 29-2 and an appearance in the NorCal finals ... Led her team to 27-5 record as a sophomore in 2004-05 and averaged 16 points, five rebounds, five assists and one block ... Averaged 12 points, four rebounds, five assists and four steals as a freshman.

Personal: Born on May 10, 1989 in San Jose, Calif. ... Daughter of Albert Robinson and Denise Carr-Robinson ... Has one brother, Jonathan ... Mother played basketball at Hampton University (Va.) ... Brother Jonathan played basketball at Hampton University (Va.).

Transactions: Selected in the first round (sixth overall) of the 2011 WNBA Draft.



A photograph of a WNBA player in a silver and black uniform shooting a basketball. She is looking up at the ball with a focused expression. The background is a blurred arena with various advertisements like "VALERO", "WHAT'S NEW", "SACU", and "Frost".

YEAR-BY-YEAR RESULTS

2010 SEASON



2010 REGULAR SEASON STATISTICS

HEAD COACH: SANDY BRONDELLO (14-20; 3RD IN WEST)

PLAYER	TOTAL		3-POINT		FREETHROW		REBOUNDS							PTS	AVG				
	G	GS	MIN	FGM-A	FG% 3PM-A	3-FG% FTM-A	FT%	OFF	DEF	TOT	AST	STL	BLK			TO	PF		
Young	34	34	1,062	216-431	.501	10-38	.263	79-120	.658	44	134	176	81	54	9	70	89	521	15.3
Hammon	32	32	1,075	159-360	.442	69-177	.390	97-101	.960	16	77	93	172	36	8	108	61	484	15.1
Holdsclaw	29	29	840	162-328	.494	11-31	.355	58-72	.806	51	104	155	58	43	10	65	61	393	13.6
Snow	34	33	821	144-251	.574	0-1	.000	64-89	.719	52	158	210	55	33	25	56	71	352	10.4
Hodges	34	19	859	94-263	.357	49-159	.308	25-33	.758	23	85	108	46	15	10	40	40	262	7.7
Lawson-Wade	33	19	724	67-181	.370	43-127	.339	39-43	.907	17	47	64	94	35	2	45	71	216	6.5
Appel	28	0	306	38-71	.535	1-3	.333	19-34	.559	21	50	71	13	7	5	19	40	96	3.4
Kelly	26	0	242	22-50	.440	1-1	1.000	34-46	.739	13	17	30	7	7	1	23	34	79	3.0
Riley	20	2	261	29-54	.537	1-5	.200	16-20	.800	6	39	45	19	5	13	19	39	75	3.8
Darling	33	1	391	18-60	.300	6-22	.273	22-34	.647	11	23	34	47	20	1	32	51	64	1.9
Fraze	10	0	101	12-32	.375	1-9	.111	13-19	.684	7	14	21	1	0	0	6	10	38	3.8
Quigley	4	0	25	4-8	.500	2-4	.500	4-6	.667	0	1	1	0	0	0	2	14	3.5	
Quigley (TOT)	7	0	43	6-12	.500	2-4	.500	6-8	.750	0	2	2	1	2	1	3	4	20	2.9
Snell	2	1	38	3-9	.333	1-5	.200	2-2	1.000	1	3	4	5	0	0	2	0	9	4.5
Battle	5	0	35	4-12	.333	0-5	.000	0-0	.000	4	5	9	1	0	0	3	5	8	1.6
SILVER STARS	34	0	6,800	972-2,110	.461	195-587	.332	472-619	.763	266	757	1,023	599	255	84	522	574	2,611	76.8
OPPONENTS	34	0	6,800	1,027-2,197	.467	174-516	.337	494-636	.777	330	796	1,126	604	283	108	489	616	2,722	80.1

SEASON NOTES

- The Silver Stars advanced to the playoffs for the fourth-consecutive season ... The team lost to Phoenix in the Western Conference semifinals, 1-2.
- A franchise record four Silver Stars, Becky Hammon, Michelle Snow, Jayne Appel and Sophia Young, were named to the WNBA All-Star Team ... It was the sixth career All-Star nod for Hammon and the fourth selection in as many seasons for Young ... Appel was the first Silver Stars rookie named to the All-Star squad since teammate Young accomplished the feat in 2006.
- Young led the team in scoring for the first time since her rookie season, averaging 15.3 points per game ... Hammon was second on the team with 15.1 points per game, averaging double-figure points for the eighth-consecutive season.

2010 SEASON RESULTS

DATE	OPPONENT	W/L	SCORE	SCORING LEADER	REBOUND LEADER	ASSIST LEADER	OPPONENT SCORING	ATTENDANCE
May 15	ATLANTA	L	70-75	Hammon-20	Riley-6	Hammon-5	Castro Marques-23	9,409
May 20	at Tulsa	W	83-74	Young-23	Snow-15	Young-8	Braxton-15	4,636
May 22	LOS ANGELES	W	88-81	Holdsclaw-19	Snow-12	Hammon-5	Milton-Jones-20	7,862
May 28	NEW YORK	L	71-77	Young-17	Riley-6	Hammon-8	Pondexter-21	5,293
May 30	SEATTLE	L	56-84	Hodges-12	Snow-6	Snow-3	Jackson-27	4,924
Jun 3	at Indiana	L	57-79	Holdsclaw-12	Holdsclaw-5	Lawson-Wade-4	Douglas-22	7,574
Jun 6	at Connecticut	L	68-81	Young-21	Snow-10	Lawson-Wade-9	Charles-19	6,292
Jun 11	TULSA	W	87-75	Holdsclaw-19	Holdsclaw-11	Lawson-Wade-9	Braxton-14	7,076
Jun 13	at Atlanta	L	83-90	Young-24	Holdsclaw-9	Lawson-Wade-7	Lyttle-24	6,050
Jun 18	at Phoenix	W	108-105	Young-25	Young-10	Hammon-10	Taurasi-39	6,147
Jun 20	at Seattle	L	61-82	Hammon-12	Holdsclaw-9	Hammon-5	Cash-22	8,086
Jun 26	MINNESOTA	W	80-66	Snow-23	Snow-9	Hammon-10	Augustus-14	10,184
Jun 29	at Seattle	L	72-86	Hammon-24	Appel-6	Tied with-1	Jackson-31	7,823
Jul 1	at Los Angeles	L	63-73	Snow-16	Snow-8	Lawson-Wade-5	Thompson-24	7,803
Jul 6	CONNECTICUT	W	79-66	Young-19	Young-8	Hammon-8	White-17	7,264
Jul 8	at Minnesota	L	66-89	Hodges-15	Young-5	Darling-5	Brunson-24	7,182
Jul 14	at Chicago	L	61-88	Young-14	Snow-8	Three tied with 4	Three tied with 14	6,950
Jul 16	TULSA	L	70-75	Holdsclaw-20	Young-12	Snow-4	Latta-15	9,298
Jul 18	LOS ANGELES	W	83-73	Hodges-24	Appel-5	Hammon-7	Thompson-23	6,542
Jul 20	SEATTLE	L	74-80	Young-18	Young-7	Hammon-10	Jackson-21	12,414
Jul 22	at Minnesota	W	74-72	Holdsclaw-17	Holdsclaw-8	Darling-4	Augustus-22	6,126
Jul 24	CHICAGO	L	72-75	Hodges-13	Snow-11	Young-5	Fowles-23	8,999
Jul 27	at New York	L	72-77	Holdsclaw-18	Holdsclaw-9	Hammon-4	Greene-17	10,712
Jul 29	at Washington	W	79-75	Holdsclaw-17	Holdsclaw-11	Hammon-6	Currie-22	9,212
Jul 30	at Tulsa	W	101-85	Hammon-22	Snow-7	Three tied with 3	Latta-19	5,203
Aug 3	PHOENIX	L	92-103	Young-24	Holdsclaw-7	Hammon-11	Dupree-24	6,116
Aug 6	at Phoenix	L	87-103	Hammon-21	Holdsclaw-9	Snow-4	T. Smith-18	12,909
Aug 8	at Los Angeles	W	92-83	Hodges-19	Young-10	Hammon-7	Taylor-18	9,793
Aug 10	MINNESOTA	L	66-73	Young-19	Snow-10	Hammon-8	Thompson-23	5,142
Aug 13	TULSA	W	94-74	Holdsclaw-18	Kelly-9	Hammon-8	Augustus-20	5,142
Aug 15	at Minnesota	L	78-84	Hammon-30	Hodges-6	Three tied with 3	Robinson-14	10,244
Aug 17	WASHINGTON	L	66-76	Young-19	Hammon-6	Hammon-5	Whalen-21	8,678
Aug 20	INDIANA	W	75-61	Young-22	Hodges-5	Hammon-6	Langhorne-21	6,801
Aug 22	PHOENIX	W	83-82	Hammon-30	Snow-5	Snow-6	Catchings-15	10,807
Aug 28	PHOENIX	L	73-92	Hammon-21	Young-9	Hodges-6	Bonner-20	8,331
Aug 26	at Phoenix	L	93-106	Hammon-19	Young-9	Hammon-4	Dupree-32	8,927
Aug 28	PHOENIX	L	73-92	Hammon-21	Young-9	Hammon-7	Taurasi-23	7,638



2010 SILVER STARS MISCELLANEOUS STATISTICS

SILVER STARS STARTING LINEUPS

Roneeka Hodges	Sophia Young	Ruth Riley	Edwige Lawson-Wade	Becky Hammon	0-1
Belinda Snell	Sophia Young	Michelle Snow	Edwige Lawson-Wade	Becky Hammon	1-0
Chamique Holdsclaw	Sophia Young	Michelle Snow	Edwige Lawson-Wade	Becky Hammon	5-8
Chamique Holdsclaw	Sophia Young	Michelle Snow	Helen Darling	Becky Hammon	0-1
Chamique Holdsclaw	Sophia Young	Michelle Snow	Roneeka Hodges	Edwige Lawson-Wade	0-2
Chamique Holdsclaw	Sophia Young	Michelle Snow	Roneeka Hodges	Becky Hammon	6-7
Sophia Young	Ruth Riley	Michelle Snow	Roneeka Hodges	Becky Hammon	0-1
Roneeka Hodges	Sophia Young	Michelle Snow	Edwige Lawson-Wade	Becky Hammon	2-2*

*includes playoffs

RECORD BREAKDOWN

	RECORD	HOME	ROAD
OVERALL	14-20	8-9	6-11
EASTERN	3-9	2-4	1-5
WESTERN	11-11	6-5	5-6

At Start Of:	OVERALL	HOME	ROAD	FG%	OVERALL	HOME	ROAD
2nd Ahead:	11-5	6-2	5-3	-44%	2-13	1-4	1-9
Behind:	2-14	2-6	0-8	45-49%	4-5	4-3	0-2
Tied:	1-1	0-1	1-0	50-54%	7-2	3-2	4-0
3rd Ahead:	9-5	7-4	2-1	55-59%	0-0	0-0	0-0
Behind:	4-14	1-5	3-9	+60%	1-0	0-0	1-0
Tied:	1-1	0-0	1-1				
4th Ahead:	10-3	7-3	3-0				
Behind:	3-16	0-6	3-10				
Tied:	1-1	1-0	0-1				

TEAM STREAKS

	OVERALL	HOME	ROAD
Win - 2	Win - 2	Win - 2	Loss- 1
Long:	Win - 2	Win - 3	Win - 2
	Loss- 4	Loss- 4	Loss- 5
Last:	Win -08/22 vsPHO 83-82	Win -08/22 vsPHO 83-82	Win -08/08 @ LA 92-83
	Loss-08/17 vsWAS 66-76	Loss-08/17 vsWAS 66-76	Loss-08/15 @ MIN 78-84

	WON	LOST	OFFENSE	VS. OPP	HOME ATTENDANCE
May	2	3	70+ 14-11	.500+ 4-9	17 Games
June	3	5	70< 0-9	.500< 10-10	136,706 Total
July	5	7	DEFENSE		8,042 Average
Aug.	4	5	70+ 11-20		12,414 High
Sept.	0	0	70< 3-0		

MARGINS	1	2	3	4	5	6	7	8	9	10	11	12	13	14	15	16	17	18	19	20	21	22	23
Won By:	1	1	1	1			1		2	1	1	1	2		1					1			
Lost By:			1		3	3	2			2	1		1	1		1					1	1	1
Won By:	24	25	26	27	28	29	30	31	32	33	34	35	36	37	38	39	40	41	42	43	44	45	46+
Lost By:			1	1																			

GAME HIGHS

PLAYER	MINUTES	FG	FT	OFF.REB.	DEF.REB.	TOT REB	ASSISTS	STEALS	TURNOVERS	BLOCKS	POINTS
JAYNE APPEL	19C JUL. 8 at Minn.	5(2) JUL. 24 vs Chi.	4(2) AUG. 8 at L.A.	3C AUG. 22 vs Phoe.	5(2) JUL. 22 at Minn.	7C JUL. 22 at Minn.	3C JUL. 24 vs Chi.	1C(7) AUG. 15 at Minn.	4C JUN. 3 at Ind.	1C(5) JUL. 29 at Wash.	11C JUL. 24 vs Chi.
ASHLEY BATTLE	14 AUG. 20 vs Ind.	2 AUG. 22 vs Phoe.	0	1 (4) AUG. 20 vs Ind.	3 AUG. 20 vs Ind.	4 AUG. 20 vs Ind.	1 AUG. 20 vs Ind.	0	2 AUG. 20 vs Ind.	0	4 AUG. 22 vs Phoe.
HELEN DARLING	23 MAY. 28 vs N.Y.	2 (3) AUG. 13 vs Tulsa	5 JUL. 24 vs Chi.	2 (3) AUG. 13 vs Tulsa	3 JUL. 6 vs Conn.	4 (2) AUG. 13 vs Tulsa	5 JUL. 8 at Minn.	3 JUN. 11 vs Tulsa	5 JUL. 20 vs Sea.	1 MAY. 28 vs N.Y.	7 MAY. 22 vs L.A.
MEGAN FRAZEE	19 MAY. 30 vs Sea.	3 MAY. 20 at Tulsa	5T JUN. 11 vs Tulsa	2 MAY. 20 at Tulsa	4 MAY. 20 at Tulsa	6 MAY. 20 at Tulsa	1 MAY. 15 vs Atl.	0	2 MAY. 15 vs Atl.	0	7 (2) JUN. 11 vs Tulsa
BECKY HAMMON	39 (2) AUG. 15 at Minn.	12 AUG. 22 vs Phoe.	9 AUG. 3 vs Phoe.	4 AUG. 13 vs Tulsa	7 AUG. 8 at L.A.	8 AUG. 8 at L.A.	11C AUG. 3 vs Phoe.	6T JUL. 29 at Wash.	9 JUN. 26 vs Minn.	3T AUG. 10 vs Minn.	30 (2) AUG. 22 vs Phoe.
RONEEKA HODGES	37 JUL. 20 vs Sea.	9T JUL. 18 vs L.A.	5 MAY. 30 vs Sea.	3T(2) AUG. 13 vs Tulsa	6 (2) AUG. 22 vs Phoe.	7 JUL. 1 at L.A.	6T AUG. 22 vs Phoe.	2 JUN. 11 vs Tulsa	4 AUG. 13 vs Tulsa	2 (3) JUL. 22 at Minn.	24 JUL. 18 vs L.A.
CHAMIQUE HOLDSCLAW	38 JUL. 29 at Wash.	9 (3) AUG. 6 at Phoe.	7 JUN. 11 vs Tulsa	5 (4) AUG. 6 at Phoe.	8 (2) JUL. 29 at Wash.	11 (2) JUL. 29 at Wash.	5 (4) AUG. 3 vs Phoe.	6 (2) JUL. 16 vs Tulsa	5 (4) AUG. 8 at L.A.	3 JUN. 26 vs Minn.	21 AUG. 6 at Phoe.
CRYSTAL KELLY	19 (3) AUG. 13 vs Tulsa	4 AUG. 8 at L.A.	7 (2) AUG. 8 at L.A.	2 (3) AUG. 13 vs Tulsa	7C AUG. 13 vs Tulsa	9C AUG. 13 vs Tulsa	3T AUG. 22 vs Tulsa	3C AUG. 13 vs Tulsa	4 JUL. 29 at Wash.	1T JUL. 29 at Wash.	15 AUG. 8 at L.A.
EDWIGE LAWSON-WADE	35C AUG. 20 vs Ind.	5 (4) AUG. 20 vs Ind.	5C AUG. 20 vs Ind.	3C JUN. 6 at Conn.	4T MAY. 22 vs L.A.	5T JUN. 6 at Conn.	9 (2) JUN. 11 vs Tulsa	7C JUN. 11 vs Tulsa	7C MAY. 15 vs Atl.	1T(2) AUG. 20 vs Ind.	18C AUG. 20 vs Ind.
ALLIE QUIGLEY S.A.	7 JUN. 18 at Phoe.	3 JUL. 8 at Minn.	2T JUN. 29 at Sea.	0	1 JUN. 29 at Sea.	1 JUN. 29 at Sea.	0	0	0	0	7 JUL. 8 at Minn.
RUTH RILEY	24 JUN. 11 vs Tulsa	5 MAY. 28 vs N.Y.	4 MAY. 30 vs Sea.	2 (2) AUG. 17 vs Wash.	6 AUG. 20 vs Ind.	6 (3) AUG. 20 vs Ind.	4 AUG. 22 vs Phoe.	1 (5) JUL. 29 at Wash.	5 JUN. 13 at Atl.	3 JUN. 13 at Atl.	11 MAY. 28 vs N.Y.
BELINDA SNELL	21 MAY. 15 vs Atl.	2 MAY. 20 at Tulsa	2 MAY. 20 at Tulsa	1 MAY. 15 vs Atl.	2 MAY. 15 vs Atl.	3 MAY. 15 vs Atl.	3 MAY. 15 vs Atl.	0	2 MAY. 20 at Tulsa	0	6 MAY. 20 at Tulsa
MICHELLE SNOW	32 JUN. 26 vs Minn.	8 AUG. 22 vs Phoe.	9T JUN. 26 vs Minn.	5 JUN. 6 at Conn.	14 MAY. 20 at Tulsa	15 MAY. 20 at Tulsa	6C AUG. 20 vs Ind.	4 MAY. 22 vs L.A.	4 (3) AUG. 13 vs Tulsa	6 JUN. 13 at Atl.	23 JUN. 26 vs Minn.
SOPHIA YOUNG	38 AUG. 15 at Minn.	11 (2) AUG. 3 vs Phoe.	11 JUN. 18 at Phoe.	7 JUL. 16 vs Tulsa	10 AUG. 22 vs Phoe.	12 JUL. 16 vs Tulsa	8T MAY. 20 at Tulsa	5T AUG. 17 vs Wash.	6 (2) JUL. 14 at Chi.	2 JUN. 11 vs Tulsa	25 JUN. 18 at Phoe.
SILVER STARS High Games	200 (34) AUG. 22 vs Phoe.	38 AUG. 13 vs Tulsa	29 JUN. 18 at Phoe.	22 JUL. 16 vs Tulsa	34 MAY. 20 at Tulsa	42 AUG. 13 vs Tulsa	28 MAY. 20 at Tulsa	22 JUN. 11 vs Tulsa	21 MAY. 15 vs Atl.	9 JUN. 13 at Atl.	108 JUN. 18 at Phoe.
SILVER STARS Low Games	200 (34) AUG. 22 vs Phoe.	18 (2) JUN. 3 at Ind.	6 (2) JUL. 14 at Chi.	3 (5) AUG. 15 at Minn.	15 AUG. 17 vs Wash.	19 JUL. 8 at Minn.	5 JUN. 29 at Sea.	2 (2) JUL. 14 at Chi.	9 (2) AUG. 22 vs Phoe.	0 (4) AUG. 3 vs Phoe.	56 MAY. 30 vs Sea.
OPPONENTS High Games	200 (34) AUG. 22 vs Phoe.	43 AUG. 3 vs Phoe.	24 JUN. 18 at Phoe.	17 JUN. 20 at Sea.	31 AUG. 10 vs Minn.	46 JUN. 20 at Sea.	27 JUN. 13 at Atl.	15 JUN. 11 vs Tulsa	29 JUN. 11 vs Tulsa	7 AUG. 13 vs Tulsa	105 JUN. 18 at Phoe.
OPPONENTS Low Games	200 (34) AUG. 22 vs Phoe.	24 AUG. 20 vs Ind.	5 JUL. 27 at N.Y.	3 JUL. 1 at L.A.	15 JUL. 30 at Tulsa	21 AUG. 8 at L.A.	9 JUN. 26 vs Minn.	4 (2) JUN. 29 at Sea.	4 JUL. 14 at Chi.	1 (4) AUG. 15 at Minn.	61 AUG. 20 vs Ind.



2009 SEASON



2009 REGULAR SEASON STATISTICS

HEAD COACH: DAN HUGHES (15-19; 4TH IN WEST)

PLAYER	TOTAL																		
	G	GS	MIN	FGM-A	FG%	3PM-A	3-FG%	FTM-A	FT%	OFF	DEF	TOT	AST	STL	BLK	TO	PF	PTS	AVG
Hammon	31	31	1049	200-447	.447	76-206	.369	128-142	.901	25	78	103	156	54	49	111	12	604	19.5
Young	33	33	1113	219-482	.454	17-55	.309	145-189	.767	69	146	215	54	67	44	62	16	600	18.2
Wauters	17	16	463	92-168	.548	1-6	.167	35-52	.673	29	66	95	19	39	13	44	6	220	12.9
Johnson	32	32	767	80-185	.432	21-56	.375	23-27	.852	23	85	108	77	40	16	39	4	204	6.4
Snell	30	6	553	61-182	.335	42-137	.307	23-29	.793	21	49	70	37	50	27	29	3	187	6.2
Riley	31	17	650	68-147	.463	4-18	.222	23-26	.885	35	105	140	28	90	14	35	45	163	5.3
Lawson-Wade	33	12	583	58-151	.384	41-113	.363	15-18	.833	9	57	66	74	53	29	29	1	172	5.2
Crossley	19	1	176	35-76	.461	20-45	.444	5-6	.833	0	10	10	6	11	2	5	0	95	5.0
Frazee	29	0	326	52-126	.413	14-37	.378	27-39	.692	27	57	84	15	43	8	21	5	145	5.0
Darling	34	13	642	27-109	.248	13-44	.295	37-55	.673	14	47	61	100	79	30	40	5	104	3.1
Perperoglou	34	9	579	31-96	.323	7-22	.318	23-34	.676	22	53	75	31	57	24	35	11	92	2.7
Mattera	13	0	79	13-21	.619	0-0	.000	3-9	.333	7	15	22	1	13	1	13	8	29	2.2
SILVER STARS	34	34	6950	936-2190	.427	256-739	.346	487-626	.778	281	768	1049	598	596	257	509	116	2615	76.9
OPPONENTS	34	34	6950	1000-2279	.439	173-499	.347	488-620	.787	364	824	1188	529	643	268	502	120	2661	78.3

SEASON NOTES

- The Silver Stars advanced to the playoffs for the third time since moving to San Antonio ... The team lost to Phoenix in the Western Conference semifinals, 1-2.
- Becky Hammon had the best scoring season of her career, averaging 19.5 points per game to rank second in the league.
- Hammon and Sophia Young were selected to play in the WNBA All-Star game.
- Young scored a career-best 31 points against Los Angeles on Aug. 21 to surpass the 2,000 point mark ... She became the third player from the 2006 Draft Class to reach this milestone.
- Hammon and Young both scored more than 30 points against Detroit on Aug. 29, marking the first time in franchise history that two players accomplished the feat in a game ... Hammon tallied 32 points in the match-up - surpassing the 4,000 point mark - while Young tied her career-high with 31.

2009 SEASON RESULTS

DATE	OPPONENT	W/L	SCORE	SCORING LEADER	REBOUND LEADER	ASSIST LEADER	OPPONENT SCORING	ATTENDANCE
Jun 6	at Phoenix	L	79-90	Young-25	Riley-13	Hammon-8	Taurasi-25	13,582
Jun 13	NEW YORK	W	63-60	Hammon-16	Johnson-7	Hammon-4	Christon-21	10,572
Jun 19	at New York	L	61-77	Crossley	Young-7	Darling-4	McCarville-18	8,046
				Lawson-Wade-12		Lawson-Wade-4		
Jun 21	at Connecticut	L	58-71	Young-22	Young-7	Riley-7	Jones-19	6,928
Jun 23	PHOENIX	W	91-87	Snell-21	Young-8	Young-5	Pondexter-26	6,692
Jun 26	SACRAMENTO	W	62-52	Hammon-26	Young-10	Hammon-6	Walker-12	7,973
Jun 30	WASHINGTON	L	82-84	Young-21	Johnson-7	Darling-6	Beard-19	4,723
							Harding-19	
Jul 3	CHICAGO	W	85-72	Young-19	Young-8	Hammon-10	Price-17	6,662
Jul 7	at Seattle	L	53-66	Hammon-13	Riley-8	Hammon-5	Cash-18	10,137
Jul 10	at Minnesota	W	77-61	Young-21	Young-7	Lawson-Wade-4	Wiggins-15	7,409
Jul 12	MINNESOTA	L	76-83	Hammon-26	Young-8	Hammon-5	Houston-26	6,568
Jul 15	at Washington	W	79-78	Hammon-21	Frazee-6	Darling-5	Harding-18	17,220
						Hammon-5		
Jul 17	CONNECTICUT	L	64-72	Hammon-24	Frazee-9	Hammon-4	Jones-17	9,524
Jul 19	at Chicago	L	75-85	Hammon-22	Young-9	Hammon-5	Perkins-29	3,282
					Hammon-3	Johnson-3	Perperoglou-5	
Jul 23	INDIANA	W	84-65	Young-24	Frazee-8	Johnson-4	Davenport-13	9,985
						Hammon-4		
Jul 28	SEATTLE	W	74-71	Hammon-24	Frazee-7	Hammon-4	Jackson-19	5,382
Jul 30	at Sacramento	L	93-101 (OT)	Hammon-38	Young-11	Hammon-6	Powell-21	10,461
Aug 1	at Seattle	L	82-85 (OT)	Hammon-20	Hammon-10	Young-4	Jackson-23	8,167
Aug 4	at Los Angeles	W	63-59	Hammon-20	Young-9	Hammon-5	Leslie, Quinn-13	13,865
Aug 6	ATLANTA	L	84-92	Hammon-26	Young-9	Snell-4	Holdscraw-21	5,042
Aug 9	at Minnesota	W	89-87	Hammon-22	Young-7	Hammon-9	Anosike-24	7,764
Aug 11	SACRAMENTO	L	73-90	Young-14	Hammon-6	Johnson-5	Brunson-19	4,961
					Young-6	Lawson-Wade-5		
Aug 13	at Phoenix	L	83-95	Young-29	Wauters-10	Hammon-8	Taurasi-29	6,522
Aug 15	PHOENIX	W	106-89	Young-25	Frazee-9	Hammon-6	Taurasi-21	8,933
Aug 20	at Atlanta	L	87-93	Hammon-23	Wauters-7	Hammon-5	McCoughtry-34	5,848
						Lawson-Wade-5		
Aug 21	LOS ANGELES	L	66-67 (OT)	Young-31	Young-7	Hammon-6	Parker-17	9,540
Aug 23	at Detroit	L	84-99	Young-19	Young-5	Darling-7	Smith-31	7,130
Aug 27	at Indiana	L	66-77	Young-18	Wauters-14	Hammon-6	Catchings-20	6,836
					Wauters-18			
Aug 29	DETROIT	W	100-88 (OT)	Hammon-32	Wauters-11	Hammon-9	Nolan-34	7,735
Sep 1	MINNESOTA	W	84-82 (2OT)	Hammon-29	Riley-8	Hammon-5	Wiggins-19	4,881
Sep 5	LOS ANGELES	W	89-72	Johnson-27	Lawson-Wade-5	Lawson-Wade-11	Leslie-21	8,631
Sep 8	at Los Angeles	L	68-76	Crossley-16	Three tied with 4	Hammon-7	Leslie-18	10,476
Sep 10	at Sacramento	W	80-71	Hammon-27	Young-6	Johnson-5	Powell-17	7,566
					Wauters-6	Lawson-Wade-5		
Sep 12	SEATTLE	L	55-64	Crossley-12	Perperoglou-11	Darling-6	Johnson-16	10,153
PLAYOFFS								
Sep 17	PHOENIX	W	92-91	Young-24	Wauters-11	Johnson-8	Taylor-18	5,721
Sep 19	at Phoenix	L	78-106	Young-19	Wauters-5	Johnson-4	Taurasi-24	7,267
Sep 21	at Phoenix	L	92-100	Hammon-29	Young-8	Wauters-5	Taurasi-30	6,896



2008 SEASON



2008 REGULAR SEASON STATISTICS

HEAD COACH: DAN HUGHES (24-10; 1ST IN WEST)

PLAYER	TOTAL		3-POINT		FREE THROW		REBOUNDS												
	G	GS	MIN	FGM-A	FG%	3PM-A	3-FG%	FTM-A	FT%	OFF	DEF	TOT	AST	STL	BLK	TO	PF	PTS	AVG
Hammon	33	33	1101	171-438	.390	77-220	.350	163-174	.937	13	78	91	161	60	43	104	7	582	17.6
Young	33	33	1054	207-433	.478	0-3	.000	162-206	.786	52	134	186	75	86	53	57	17	576	17.5
Wauters	32	31	980	195-366	.533	11-31	.355	70-98	.714	47	192	239	56	75	36	70	38	471	14.7
Perperoglou	34	23	907	76-178	.427	28-65	.431	64-83	.771	33	78	111	58	98	36	51	21	244	7.2
Johnson	32	32	892	87-198	.439	11-39	.282	28-36	.778	39	130	169	115	42	26	49	5	213	6.7
Riley	30	3	580	63-145	.434	9-28	.321	18-21	.857	14	94	108	31	101	14	52	41	153	5.1
Darling	31	14	580	33-123	.268	12-60	.200	30-38	.789	13	60	73	54	67	33	45	3	108	3.5
Lawson-Wade	30	1	280	36-80	.450	22-47	.468	6-9	.667	9	22	31	26	29	12	25	0	100	3.3
Atunrase	33	0	348	24-87	.276	12-41	.293	11-16	.688	16	32	48	23	21	16	26	13	71	2.2
Irvin	21	0	116	9-28	.321	1-4	.250	7-11	.636	10	26	36	2	19	3	7	5	26	1.2
Ross	4	0	7	0-2	.000	0-0	.000	2-2	1.000	0	1	1	0	2	0	0	0	2	0.5
Berezhynska	2	0	6	0-2	.000	0-1	.000	0-0	.000	0	0	0	0	2	0	0	0	0	0.0
Wilkins	1	0	0	0-0	.000	0-0	.000	0-0	.000	0	0	0	0	0	0	0	0	0	0.0
SILVER STARS	34	34	6850	901-2080	.433	183-539	.340	561-694	.808	246	847	1093	601	602	272	525	150	2546	74.9
OPPONENTS	34	34	6850	904-2271	.398	139-483	.288	471-634	.743	389	817	1206	500	666	278	528	109	2418	71.1

SEASON NOTES

- San Antonio finished the season with a league and franchise-best 24-10 record ... The Silver Stars were a perfect 14-0 against Eastern Conference teams during the regular season, securing home court advantage throughout the playoffs.
- Sophia Young launched a buzzer-beating miracle shot for a Western Conference Finals Game Two Victory against Los Angeles ... The following day, San Antonio beat LA for the franchise's first Western Conference Championship and a trip to the WNBA Finals.
- Young earned first team All-WNBA honors and first team all-defensive honors ... Becky Hammon picked up a second team All-WNBA nod and Vickie Johnson claimed her first Kim Perrot Sportsmanship Award.
- On July 27, Vickie Johnson became the eighth player in WNBA history to score 4,000 points. She is the only player in league history to have collected 4,000 points, 1,000 rebounds and 1,000 assists in a career.

2008 SEASON RESULTS

DATE	OPPONENT	W/L	SCORE	SCORING LEADER	REBOUND LEADER	ASSIST LEADER	OPPONENT SCORING	ATTENDANCE
May 17	at Sacramento	L	64-73	Young-22	Buescher-6	Johnson-5	Williams-Strong-13 Powell-13	16,225
May 20	PHOENIX	W	81-76	Young-25	Riley-8	Buescher-6	Pondexter-23	9,103
May 24	SEATTLE	W	87-72	Young-23	Wauters-6	Hammon-5	Cash-15	9,767
May 30	at Seattle	L	57-78	Young-14	Young-6	Hammon-4	Jackson-28	6,810
Jun 3	at Houston	L	72-75	Hammon-20	Wauters-14	Hammon-7	Thompson-16	7,059
Jun 6	WASHINGTON	W	63-52	Hammon-20	Johnson-5	Hammon-5	Beard-13	6,579
Jun 8	at Minnesota	L	78-90	Wauters-24	Buescher-7	Hammon-5	Augustus-18	5,020
Jun 11	INDIANA	W	64-53	Wauters-8	Wauters-10	Hammon-6	Douglas-13	6,262
Jun 13	SEATTLE	W	74-69	Hammon-17	Wauters-12	Johnson-4	White-13	6,478
Jun 15	at Indiana	W	70-60	Wauters-19	Johnson-10	Johnson-8	Douglas-17	7,412
Jun 18	at Atlanta	W	81-66	Hammon-25	Wauters-10	Hammon-9	Lovelace-18	6,225
Jun 20	LOS ANGELES	W	77-75	Wauters-21	Wauters-14	Hammon-5	Parker-27	10,221
Jun 24	HOUSTON	L	81-82 (OT)	Hammon-25	Johnson-9	Hammon-6	Snow-17	7,226
Jun 26	at Houston	L	71-77	Young-19	Hammon-5	Hammon-6	Lyttle-23	5,983
Jun 28	MINNESOTA	W	73-65	Young-20	Johnson-5	Hammon-7	Anosike-16	7,513
Jul 1	DETROIT	W	79-72 (OT)	Young-27	Wauters-10	Hammon-6	K. Smith-17	5,656
Jul 3	SACRAMENTO	W	68-67	Young-20	Johnson-9	Hammon-6	Brunson-18	6,568
Jul 6	at Washington	W	83-75	Hammon-28	Young-12	Hammon-6	Beard-20	10,439
Jul 8	NEW YORK	W	83-79	Hammon-27	Wauters-11	Johnson-4	Christon-27	6,107
Jul 10	at Chicago	W	75-67	Wauters-23	Young-4	Hammon-6	Perkins-17	3,040
Jul 11	ATLANTA	W	82-74	Hammon-26	Young-11	Hammon-6	Lennox-22	10,943
Jul 14	at Los Angeles	L	62-75	Hammon-21	Wauters-8	Hammon-4	Parker-24	11,976
Jul 15	at Phoenix	W	97-87	Young-26	Johnson-4	Johnson-8	Pondexter-23	6,451
Jul 19	MINNESOTA	L	74-87	Hammon-24	Wauters-10	Hammon-5	Taurasi-23	8,614
Jul 24	CHICAGO	W	78-67	Young-20	Young-6	Hammon-5	Augustus-30	8,614
Jul 25	at Minnesota	L	68-78	Young-21	Wauters-6	Hammon-3	Dupree-20	9,372
Jul 27	at Detroit	W	76-64	Hammon-23	Young-8	Hammon-7	Augustus-20	7,247
Aug 28	at Phoenix	W	77-55	Young-18	Young-8	Hammon-7	Nolan-25	9,537
Aug 30	at Los Angeles	L	53-58	Hammon-17	Wauters-8	Hammon-3	Riley-8	7,931
Sep 5	LOS ANGELES	W	76-58	Lawson-Wade-14	Young-7	Johnson-6	Leslie-19	9,923
Sep 7	at Connecticut	W	85-73	Hammon-24	Riley-8	Wauters-6	Parker-17	9,531
Sep 9	@New York	W	82-76	Hammon-30	Young-10	Hammon-5	Jones-22	7,956
Sep 11	CONNECTICUT	W	78-74	Young-24	Wauters-10	Hammon-5	Davenport-15	7,994
Sep 13	SACRAMENTO	W	77-69	Wauters-18	Wauters-15	Darling-7	Christon-15	6,791
					Buescher-6		Jones-18	9,770
							Lawson-23	

PLAYOFFS

Sep 18	at Sacramento	W	85-78	Hammon-30	Young-8	Johnson-8	Penicheiro-19	7,740
Sep 20	SACRAMENTO	L	67-84	Hammon-14	Young-7	Hammon-5	Kelly-19	7,807
Sep 22	SACRAMENTO	W	86-81 (OT)	Young-27	Wauters-12	Hammon-6	Powell-21	4,247
Sep 25	at Los Angeles	L	70-85	Wauters-18	Young-4	Hammon-4	Leslie-22	7,102
Sep 27	LOS ANGELES	W	67-66	Young-21	Wauters-4	Hammon-4	Parker-19	7,715
Sep 28	LOS ANGELES	W	76-72	Hammon-35	Young-11	Hammon-4	Milton-Jones-16	7,111
Oct 1	DETROIT	L	69-77	Young-21	Hammon-7	Hammon-5	Parker-16	9,380
Oct 3	DETROIT	L	61-69	Hammon-24	Young-9	Hammon-7	K. Smith-25	16,012
Oct 5	at Detroit	L	60-76	Wauters-19	Johnson-6	Hammon-7	K. Smith-22	
					Wauters-6	Hammon-3	K. Smith-18	8,952
					Wauters-9			



2006 SEASON



2006 REGULAR SEASON STATISTICS

HEAD COACH: DAN HUGHES (13-21; 5TH IN WEST)

PLAYER	G	GS	TOTAL		3-POINT		FREE THROW		REBOUNDS				TO	PF	PTS	AVG			
			FGM-A	FG%	3PM-A	3-FG%	FTM-A	FT%	OFF	DEF	TOT	AST					STL	BLK	
* S.Young	34	34	1055	154-370	0.416	0-4	0.000	100-137	0.730	85	172	257	50	70	57	45	13	408	12.0
* A. Bibrzycka	32	22	752	130-311	0.418	55-157	0.350	46-53	0.868	10	56	66	48	49	26	47	12	361	11.3
* S. Johnson	32	32	875	104-256	0.406	32-91	0.352	78-97	0.804	31	64	95	117	78	60	75	5	318	9.9
* V. Johnson	34	34	999	119-317	0.375	23-69	0.333	76-90	0.844	55	112	167	122	61	28	59	3	337	9.9
* L. Thomas	19	0	367	56-24	0.452	0-0	0.000	45-59	0.763	27	55	82	22	49	14	27	7	157	8.3
* K. Feenstra	34	14	636	100-214	0.467	0-0	0.000	65-105	0.619	74	135	209	14	104	12	69	26	265	7.8
* C. Anderson	23	20	414	59-112	0.527	0-0	0.000	35-45	0.778	28	57	85	15	73	7	29	10	153	6.7
* S. Zolman	34	0	551	83-219	0.379	48-127	0.378	12-18	0.667	7	34	41	34	21	11	38	4	226	6.6
* K. Wecker	34	11	572	75-214	0.350	19-56	0.339	21-27	0.778	22	62	84	47	42	11	32	3	190	5.6
* S. Ely	12	1	136	12-44	0.273	2-9	0.222	15-26	0.577	5	26	31	10	17	2	13	0	41	3.4
* J. Kingi-Cross	18	1	118	8-18	0.444	2-6	0.333	7-9	0.778	3	7	10	11	8	6	5	0	25	1.4
* D. Ivanyi	31	1	320	15-56	0.268	8-37	0.216	4-6	0.667	7	34	41	50	38	12	19	0	42	1.4
* SILVER STARS	34	34	6800	915-2255	0.406	189-556	0.340	504-672	0.750	354	814	1168	540	610	246	488	83	2523	74.2
* OPPONENTS	34	34	6800	974-2262	0.431	165-459	0.359	490-640	0.766	372	865	1237	560	641	254	480	129	2603	76.6

SEASON NOTES

- * Sophia Young joined fellow rookies Saimone Augustus, Cappie Pondexter and Candice Dupree as WNBA All-Stars in New York. The four rookies were the most ever elected to participate in all-star festivities.
- * Shannon "Pee Wee" Johnson tied the all-time Silver Stars' record for steals in a game with eight at Los Angeles on July 3. She shares the record with former Silver Star Semeka Randall, who achieved the feat in 2004.
- * Agnieszka "Biba" Bibrzycka beat her own career-best three times during the season. She bested her career-high 19 points set in 2004 when she scored 20 against Minnesota on July 16. She then scored 21 at Los Angeles on June 25 and 23 at Los Angeles on July 3. She scored in double-figures in 21 of the 34 games played.
- * One of seven players to have played all 10 seasons of the WNBA's existence, Vickie Johnson is the league's all-time leader in games and minutes played.
- * Kendra Wecker teamed with San Antonio Spurs guard Tony Parker and former Spurs sharpshooter Steve Kerr at the 2006 NBA All-Star weekend Shooting Stars competition. The trio buried the opposition, setting a new Shooting Stars record of 24.1 seconds.

2006 SEASON RESULTS

DATE	OPPONENT	W/L	SCORE	SCORING LEADER	REBOUND LEADER	ASSIST LEADER	OPPONENT SCORING	ATTENDANCE
May 21	at Houston	W	79-63	Johnson-18	Young-12	Johnson-4	Swoopes-19	10,952
May 23	INDIANA	L	53-62	Young-12	Young-10	Johnson-4	Catchings-23	6,676
May 25	LOS ANGELES	L	71-80	Wecker-16	Young-9	Johnson-6	Leslie-25	6,385
May 31	at Phoenix	W	82-76	Wecker-18	Young-7	Johnson-5	Taurasi-28	5,091
June 2	at Sacramento	W	74-71	Johnson-22	Thomas-9	Three tied with 4	Lawson-15	7,123
June 4	at Seattle	W	89-87	Thomas-15	Young-11	Johnson-6	Jackson-21	7,746
June 9	MINNESOTA	L	79-86	Wecker-15	Young-7	Johnson-7	Augustus-27	5,998
June 10	NEW YORK	L	67-71	Thomas-17	Johnson-9	Johnson-5	Hammon-23	8,103
June 16	MINNESOTA	W	90-60	Johnson-15	Feenstra-9	Johnson-3	Three tied with 10	6,164
June 17	at Chicago	W	69-65	Johnson-21	Johnson-9	Wecker-3	Perkins-21	2,806
June 21	at Sacramento	L	69-75	Bibrzycka-16	Johnson-9	Johnson-3	Buescher-16	6,902
June 23	at Seattle	L	57-87	Young-16	Thomas-9	Johnson-5	Jackson-27	8,555
June 25	at Los Angeles	L	80-105	Feenstra-12	Feenstra-5	Ivanyi-2	Jackson-27	8,555
June 27	DETROIT	L	59-63	Bibrzycka-21	Young-6	Johnson-5	Leslie-41	8,706
June 27	DETROIT	L	59-63	Young-16	Johnson-9	Johnson-5	Ford-22	6,287
June 30	at New York	W	91-78	Johnson-19	Johnson-9	Johnson-5	Christon-23	8,050
July 1	CHICAGO	W	69-57	Feenstra-16	Feenstra-8	Johnson-8	Dupree-16	6,060
July 3	at Los Angeles	W	85-63	Young-16	Young-16	Johnson-9	Leslie-23	7,413
July 7	HOUSTON	W	94-75	Bibrzycka-17	Young-7	Young-8	Snow-19	6,773
July 9	at Minnesota	L	80-85	Johnson-20	Young-8	Johnson-10	Augustus-32	5,718
July 14	at Charlotte	L	65-81	Bibrzycka-11	Johnson-6	Johnson-5	Smith-25	5,530
July 16	at Detroit	L	67-77	Bibrzycka-14	Young-11	Johnson-7	Ford-20	9,635
July 18	HOUSTON	W	67-64	Anderson-17	Anderson-6	Johnson-3	Swoopes-15	7,462
July 21	WASHINGTON	L	77-80	Bibrzycka-19	Young-9	Johnson-6	Beard-18	7,750
July 22	CONNECTICUT	L	61-79	Young-16	Young-11	Three tied with 3	Dydek-18	7,559
July 26	LOS ANGELES	L	67-81	Feenstra-11	Feenstra-15	Johnson-4	Leslie-20	7,539
July 28	PHOENIX	W	98-96	Johnson-16	Johnson-7	Johnson-4	Pondexter-27	9,088
July 30	at Connecticut	L	65-72	Johnson-25	Young-9	Johnson-6	Jones-22	7,454
Aug. 1	CHARLOTTE	L	65-68	Young-15	Young-9	Young-3	Currie-18	6,965
Aug. 3	SACRAMENTO	L	69-87	Johnson-16	Feenstra-18	Johnson-4	Griffith-23	7,039
Aug. 5	at Indiana	L	70-76	Bibrzycka-19	Feenstra-8	Johnson-3	Whitmore-26	8,003
Aug. 6	at Minnesota	L	68-82	Three tied with 14	Feenstra-8	Cross-3	Augustus-26	5,138
Aug. 8	at Washington	L	79-91	Young-23	Feenstra-7	Johnson-3	Beard-22	7,089
Aug. 10	SEATTLE	W	75-65	Young-20	Young-7	Ely-3	Lennox-17	9,082
Aug. 12	PHOENIX	L	93-95	Thomas-16	Johnson-28	Johnson-5	Taurasi-26	10,634

2005 SEASON



2005 REGULAR SEASON STATISTICS

HEAD COACH: DAN HUGHES (7-27; 7TH IN WEST)

PLAYER	TOTAL										3-POINT			FREETHROW		REBOUNDS				PTS	AVG
	G	GS	MIN	FGM-A	FG%	3PM-A	3-FG%	FTM-A	FT%	OFF	DEF	TOT	AST	STL	BLK	TO	PF				
Ferdinand	31	31	999	132-358	.369	20-65	.308	104-134	.776	40	76	116	68	74	46	70	5	388	12.5		
Palmer-Dan	34	29	882	125-242	.517	24-56	.429	52-70	.743	53	140	193	33	74	20	42	7	326	9.6		
Johnson	34	33	1104	88-241	.365	28-90	.311	113-136	.831	17	74	91	158	78	46	113	5	317	9.3		
Thomas	21	12	505	69-161	.429	3-7	.429	44-49	.898	18	50	68	22	42	7	33	8	185	8.8		
Feenstra	34	14	673	104-222	.468	0-0	.000	90-128	.703	57	118	175	6	90	9	62	44	298	8.8		
Anderson	34	19	669	83-178	.466	0-0	.000	37-46	.804	28	62	90	11	106	8	55	15	203	6.0		
Ely	31	11	528	50-132	.379	9-31	.290	30-39	.769	11	51	62	27	42	7	33	4	139	4.5		
Ngoyisa	26	0	251	46-81	.568	0-0	.000	19-26	.731	17	44	61	5	45	5	25	2	111	4.3		
Wecker	1	0	11	2-6	.333	0-3	.000	0-0	.000	0	0	0	2	0	1	1	0	4	4.0		
Ivanyi	30	14	577	25-67	.373	20-45	.444	5-8	.625	5	45	50	68	48	26	53	0	75	2.5		
McCray	23	5	302	15-62	.242	1-20	.050	7-11	.636	7	13	20	16	26	11	18	0	38	1.7		
Campbell	28	2	248	21-67	.313	5-19	.263	1-1	1.000	2	12	14	14	20	7	15	0	48	1.7		
Dillard	10	0	51	4-16	.250	0-3	.000	1-4	.250	1	5	6	3	5	2	3	0	9	0.9		
SILVER STARS	34	34	6800	764-1833	.417	110-339	.324	503-652	.771	256	690	946	433	650	195	535	90	2141	63.0		
OPPONENTS	34	34	6800	898-2059	.436	142-408	.348	463-611	.758	351	704	1055	563	685	283	429	148	2401	70.6		

SEASON NOTES

- Shannon "Pee Wee" Johnson dished out her 1,000th career assist at Minnesota on Aug. 9 with her fifth assist of the evening. She became the first player in league history to score more than 2,500 points in her career.
- Katie Feenstra was named to the WNBA All-Rookie Team, finishing the season with an 8.8 points per game average while also averaging 5.1 rebounds and 1.29 blocks to rank eighth in the league.
- Marie Ferdinand represented the Silver Stars and the city of San Antonio at the 2005 WNBA All-Star Game in Uncasville, Conn. Ferdinand, who was making her third consecutive all-star appearance, participated in the WNBA All-Star Skill Challenge on Friday before tallying 10 points and two steals in 13 minutes of action for the West, who won, 122-99.


2005 SEASON RESULTS

DATE	OPPONENT	W/L	SCORE	SCORING LEADER	REBOUND LEADER	ASSIST LEADER	OPPONENT SCORING	ATTENDANCE
May 21	HOUSTON	L	70-78	Ferdinand-24	Feenstra-6	McCray-5	Swoopes-26	9,369
May 24	at Detroit	L	65-74	Thomas-16 Palmer-Daniel-16	Thomas-6	Johnson-8	Ford-15	5,635
May 27	SACRAMENTO	L	67-71	Ferdinand-17	Ferdinand-8	Ferdinand-4	Griffith-21	7,550
May 29	at Seattle	L	51-79	Palmer-Daniel-9	Three tied with 4	Thomas-3	Jackson-21	6,910
May 31	at Los Angeles	L	70-81	Anderson-16	Johnson-8	Johnson-6	Leslie-22	7,674
Jun 2	CHARLOTTE	W	69-62	Feenstra-16 Ferdinand-16	Thomas-8	Johnson-8	Sutton-Brown-15	8,380
Jun 4	at Connecticut	L	69-80	Thomas-17	Palmer-Daniel-13	Johnson-7	Three tied with 15	6,252
Jun 7	WASHINGTON	W	71-62	Thomas-23	Thomas-6 Ferdinand-6	Johnson-8	Beard-16	9,564
Jun 11	CONNECTICUT	L	69-78	Ferdinand-16	Palmer-Daniel-7	Johnson-8	McWilliams-Fran-17	9,772
Jun 15	at Phoenix	L	62-76	Feenstra-15	Palmer-Daniel-9	Johnson-3	Vodichkova-21	9,184
Jun 18	HOUSTON	L	69-75	Palmer-Daniel-20	Feenstra-12	Ivanyi-7	Swoopes-21	9,269
Jun 21	at New York	L	59-77	Anderson-14 Ferdinand-14	Palmer-Daniel-8	Johnson-5	Wauters-20	8,187
Jun 23	at Charlotte	W	64-49	Ferdinand-18	Feenstra-11	Johnson-5	Feaster-11	4,185
Jun 25	at Houston	L	44-62	Feenstra-13	Feenstra-7	Ivanyi-5	Swoopes-15	8,496
Jun 28	at Minnesota	L	53-63	Feenstra-16	Feenstra-9	Johnson-7	Hayden-17	4,808
Jun 30	SEATTLE	W	81-69	Johnson-18	Feenstra-7 Palmer-Daniel-7	Ferdinand-6	Jackson-17	7,451
Jul 2	NEW YORK	W	69-57	Ferdinand-17 Johnson-17	Palmer-Daniel-7	Johnson-4	Hammon-21	7,227
Jul 5	PHOENIX	L	69-76	Palmer-Daniel-17	Ivanyi-5	Johnson-4	Taylor-21	6,836
Jul 14	at Sacramento	L	61-72	Palmer-Daniel-20	Palmer-Daniel-16	McCray-3	Penicheiro-13	10,831
Jul 15	at Seattle	L	70-92	Feenstra-17 Ferdinand-17	Palmer-Daniel-6	Johnson-9	Jackson-27	7,447
Jul 21	at Indiana	L	53-66	Ferdinand-14	Anderson-7	Ivanyi-4	Streimikyte-14	7,197
Jul 23	PHOENIX	L	49-66	Feenstra-12	Feenstra-8	Ivanyi-5	Taylor-22	9,098
Jul 26	MINNESOTA	W	78-71	Feenstra-16	Palmer-Daniel-9	Johnson-5	Ohlde-Williams-12	6,823
Jul 28	at Washington	L	58-73	Johnson-15	Feenstra-7	Ivanyi-4	Beard-27	9,387
Jul 30	at Houston	W	68-63	Johnson-18	Ely-8	Johnson-4	Thompson-17 Swoopes-17	7,045
Aug 2	SACRAMENTO	L	57-67	Feenstra-12	Three tied with 7	Johnson-5	Griffith-21	6,310
Aug 5	LOS ANGELES	L	63-66	Palmer-Daniel-17	Feenstra-7	Johnson-6	Holdslaw-21	9,000
Aug 9	at Minnesota	L	72-76	Ngoyisa-17 Ferdinand-17	Ngoyisa-5 Johnson-5	Ferdinand-5	Lovelace-17	6,009
Aug 11	INDIANA	L	50-57	Ferdinand-12	Palmer-Daniel-7	Johnson-2	Catchings-11	6,629
Aug 13	DETROIT	L	59-60	Ferdinand-21	Feenstra-6	Johnson-3	Riley-20	6,646
Aug 18	at Sacramento	L	57-64	Johnson-14	Four tied with 3	Johnson-13	Lawson-17	6,767
Aug 19	at Phoenix	L	57-91	Ely-13	Feenstra-5 Ngoyisa-5	Johnson-3	Taurasi-16	6,994
Aug 23	SEATTLE	L	51-78	Feenstra-14	Feenstra-12	Johnson-3	Wright-Lennox-12	5,508
Aug 26	LOS ANGELES	L	67-70	Thomas-14	Palmer-Daniel-7	Johnson-7	Holdslaw-20	9,622

YEAR-BY-YEAR RESULTS



2004 SEASON



2004 REGULAR SEASON STATISTICS

HEAD COACH: SHELL DAILEY (3-5); DEE BROWN (6-20) (9-25; 7TH IN WEST)

Table with 19 columns: PLAYER, G, GS, MIN, FGM-A, FG%, 3PM-A, 3-FG%, FTM-A, FT%, OFF, DEF, TOT, AST, STL, BLK, TO, PF, PTS, AVG. Rows include Thomas, Ferdinand, Goodson, Johnson, Bibrzycka, Dydek, Hicks, Randall, A. Williams (TOT), A. Williams (SA), Penn, Jackson, Yilmaz, T. Williams, Dillard, Stevenson, and team totals for SILVER STARS and OPPONENTS.

SEASON NOTES

- The Silver Stars finished the season as the top free throw shooting team in the WNBA with 77.7 percent (488-628) from the charity stripe, a franchise record.
- LaToya Thomas finished her second WNBA season scoring in double-figures in 26 of the 31 games she played in and led the Silver Stars in scoring in 17 of those games.
- After 11 years of waiting, Shannon "Pee Wee" Johnson finally got her wish and came home from Athen with an Olympic Gold Medal. During the Olympic Tournament Johnson played in all eight games, averaging 6.1 points, 2.5 rebounds and 1.9 assists in 16.4 minutes per game. Johnson joined USA Basketball in 1994 and experienced her first Olympics in 2004. In 2002, she helped the U.S. bring home the gold at the World Championships and was named to the All-FIBA World Championship team.

2004 SEASON RESULTS

Table with 9 columns: DATE, OPPONENT, W/L, SCORE, SCORING LEADER, REBOUND LEADER, ASSIST LEADER, OPPONENT SCORING, ATTENDANCE. Rows list game dates, opponents (e.g., Houston, Detroit, Minnesota, Phoenix), and key statistics for each game.



2003 SEASON



2003 REGULAR SEASON STATISTICS

HEAD COACH: CANDI HARVEY (6-16); SHELL DAILEY (6-6) (12-22; 6TH IN WEST)

PLAYER	TOTAL		3-POINT		FREETHROW		REBOUNDS						TO		PF		PTS		AVG
	G	GS	MIN	FGM-A	FG% 3PM-A	3-FG% FTM-A	FT%	OFF	DEF	TOT	AST	STL	BLK	TO	PF	PTS	AVG		
Ferdinand	31	31	999	132-358	.369	20-65	.308	104-134	.776	40	76	116	68	74	46	70	5	388	12.5
Palmer-Dan	34	29	882	125-242	.517	24-56	.429	52-70	.743	53	140	193	33	74	20	42	7	326	9.6
Johnson	34	33	1104	88-241	.365	28-90	.311	113-136	.831	17	74	91	158	78	46	113	5	317	9.3
Thomas	21	12	505	69-161	.429	3-7	.429	44-49	.898	18	50	68	22	42	7	33	8	185	8.8
Feenstra	34	14	673	104-222	.468	0-0	.000	90-128	.703	57	118	175	6	90	9	62	44	298	8.8
Anderson	34	19	669	83-178	.466	0-0	.000	37-46	.804	28	62	90	11	106	8	55	15	203	6.0
Ely	31	11	528	50-132	.379	9-31	.290	30-39	.769	11	51	62	27	42	7	33	4	139	4.5
Ngoyisa	26	0	251	46-81	.568	0-0	.000	19-26	.731	17	44	61	5	45	5	25	2	111	4.3
Wecker	1	0	11	2-6	.333	0-3	.000	0-0	.000	0	0	0	2	0	1	1	0	4	4.0
Ivanyi	30	14	577	25-67	.373	20-45	.444	5-8	.625	5	45	50	68	48	26	53	0	75	2.5
McCray	23	5	302	15-62	.242	1-20	.050	7-11	.636	7	13	20	16	26	11	18	0	38	1.7
Campbell	28	2	248	21-67	.313	5-19	.263	1-1	1.000	2	12	14	14	20	7	15	0	48	1.7
Dillard	10	0	51	4-16	.250	0-3	.000	1-4	.250	1	5	6	3	5	2	3	0	9	0.9
SILVER STARS	34	34	6800	764-1833	.417	110-339	.324	503-652	.771	256	690	946	433	650	195	535	90	2141	63.0
OPPONENTS	34	34	6800	898-2059	.436	142-408	.348	463-611	.758	351	704	1055	563	685	283	429	148	2401	70.6

SEASON NOTES

• The Silver Stars enjoyed their first season in San Antonio, posting a 9-8 record at the SBC Center. San Antonio ranked third in the WNBA in home attendance, drawing 176,526 fans over 17 home games. A franchise-record 15,593 fans turned out on May 24 as the Silver Stars hosted Seattle in the first WNBA game played in San Antonio.

• San Antonio ranked among the top three in four defensive categories. The Silver Stars finished first in the league in opponent's field goal percentage allowing foes to shoot just .398 (867-2,176) from the field. San Antonio finished the season ranked second in the WNBA with a .309 (149-482) opponent three-point shooting percentage. The Silver Stars also had command on the boards, finishing third in the league in rebounding, averaging 33.7 rebounds per game. With Margo Dydek manning the middle, the Silver Stars finished the season leading the league in blocked shots (4.91 bpg).

• Margo Dydek and Marie Ferdinand were both selected to represent the Silver Stars at the All-Star Game in New York. It was Dydek's first All-Star selection while Ferdinand was making her second-consecutive appearance.

• The Silver Stars ranked second in the WNBA in free throws made and attempted. San Antonio made 537 of 736 attempts from the charity stripe.

2003 SEASON RESULTS

DATE	OPPONENT	W/L	SCORE	SCORING LEADER	REBOUND LEADER	ASSIST LEADER	OPPONENT SCORING	ATTENDANCE
May 24	SEATTLE	W	65-56	Ferdinand-20	Dydek-8	Azzi-3	Jackson-15	15,593
May 28	at Phoenix	L	50-51	Ferdinand-15	Crawley-8	Ferdinand-3	Williams-14	6,840
May 30	MINNESOTA	L	65-75	Dydek-20	Dydek-12	Azzi-7	Smith-21	8,845
Jun 1	CONNECTICUT	L	64-83	Dydek-14	Dydek-12	Azzi, Dydek-4	Sales-22	7,692
Jun 4	at Charlotte	L	52-67	Ferdinand-15	Goodson-6	Azzi-3	Feaster-21	5,408
Jun 5	PHOENIX	W	70-55	Ferdinand-22	Jackson-9	Azzi-2	Williams-18	8,774
Jun 7	DETROIT	L	55-74	Ferdinand-16	Jackson-14	Randall-2	Holland-Corn-13	8,584
Jun 10	at Washington	L	72-79	Ferdinand-17	Jackson-8	Ferdinand-3	Miller-18	11,974
Jun 14	CHARLOTTE	W	62-52	Ferdinand-15	Jackson-13	Azzi-4	Feaster-11	8,811
Jun 20	HOUSTON	W	76-69	Ferdinand-20	Dydek-12	Ferdinand-5	Thompson-17	11,791
Jun 22	at Seattle	L	53-93	Goodson-15	Jackson-6	Goodson-3	Jackson-24	6,395
Jun 24	at Sacramento	W	60-57	Ferdinand-17	Goodson-9	Ferdinand-5	Smith-12	6,029
Jun 26	LOS ANGELES	L	58-67	Dydek-16	Dydek-10	Azzi-4	Dixon-19	14,761
Jun 28	at Houston	L	49-64	Jackson-15	Goodson-8	Ferdinand-4	Snow-19	8,789
Jul 1	at Detroit	L	88-99	Ferdinand-26	Jackson-11	Ferdinand-4	Thompson-19	4,232
Jul 5	PHOENIX	W	81-70	Ferdinand-16	Jackson-10	Azzi-6	Cash-26	9,370
Jul 10	at Sacramento	L	76-89	Quick-22	Dydek-8	Azzi-3	DeForge-14	9,635
Jul 16	at Minnesota	L	78-85	Three tied with 18	Jackson-7	Ferdinand-3	Smith-27	11,192
Jul 17	SACRAMENTO	L	60-62	Three tied with 13	Crawley-7	Azzi-5	Griffith-17	8,383
Jul 19	WASHINGTON	L	77-85	Azzi-17	Dydek-7	Ferdinand-3	Holdsclaw-24	11,530
Jul 23	at Indiana	L	47-81	Ferdinand-9	Dydek-12	Azzi-4	Schumacher-22	6,243
Jul 25	at Minnesota	L	54-81	Ferdinand-19	Jackson-6	Azzi-5	Smith-23	7,656
Jul 27	CLEVELAND	W	64-55	Goodson-14	Dydek-6	Dydek-4	Taylor-14	8,628
Jul 30	at Los Angeles	W	70-62	Ferdinand-20	Mills-9	Ferdinand-4	Milton-18	10,686
Aug 1	HOUSTON	W	63-53	Ferdinand-18	Dydek-10	Azzi-3	Thompson-16	11,861
Aug 2	at Houston	L	55-64	Goodson-13	Goodson-10	Goodson-5	Swoopes-22	11,060
Aug 5	at New York	L	60-69	Crawley-13	Dydek-14	Three tied with 3	Robinson-18	12,491
Aug 7	SACRAMENTO	L	61-86	Jackson-15	Dydek-9	Azzi-4	Bolton-13	9,573
Aug 9	LOS ANGELES	W	69-52	Goodson-15	Goodson-9	Azzi-5	Dixon-15	11,395
Aug 12	at Seattle	W	87-77	Azzi-18	Dydek-9	Dillard-3	Jackson-32	7,300
Aug 16	MINNESOTA	L	64-73	Goodson-20	Goodson-6	Azzi-4	Smith-17	11,890
Aug 20	SEATTLE	W	78-70(OT)	Goodson-26	Goodson-9	Azzi-6	Jackson-22	9,045
Aug 22	at Phoenix	L	62-89	Dydek-22	Crawley-8	Goodson-3	DeForge-24	10,123
Aug 23	at Los Angeles	L	70-83	Dydek-27	Dydek-9	Goodson-6	Leslie-31	10,150

YEAR-BY-YEAR RESULTS



2002 SEASON



2002 REGULAR SEASON STATISTICS

HEAD COACH: CANDI HARVEY (20-12; 3RD IN WEST)

PLAYER	TOTAL				3-POINT		FREE THROW		REBOUNDS				TO	PF	PTS	AVG			
	G	GS	MIN	FGM-A	FG%	3PM-A	3-FG%	FTM-A	FT%	OFF	DEF	TOT					AST	STL	BLK
Goodson	32	32	1101	189-419	.451	8-28	.286	117-157	.745	91	90	181	67	92	45	102	6	503	15.7
Ferdinand	32	32	1065	176-371	.474	5-34	.147	132-171	.772	19	88	107	91	86	51	89	7	489	15.3
Dydek	30	27	876	139-319	.436	2-8	.250	114-135	.844	52	210	262	71	99	25	96	107	394	13.1
Williams	31	31	1008	124-285	.435	5-12	.417	98-132	.742	105	150	255	38	122	8	72	16	351	11.3
Azzi	32	32	1151	91-198	.460	41-92	.446	83-104	.798	15	54	69	158	102	27	67	14	306	9.6
Randall (TOT)	29	16	593	65-173	.376	4-21	.190	58-80	.725	42	47	89	37	49	24	46	2	192	6.6
Randall (UTA)	8	0	135	18-40	.450	0-2	.000	22-29	.759	4	17	21	8	16	4	10	1	58	7.3
Johnson	28	1	269	25-76	.329	10-32	.313	15-0	.750	8	11	19	10	36	7	15	2	75	2.7
Herrig	28	3	269	23-53	.434	0-0	.000	22-30	.733	15	42	57	4	35	9	21	14	68	2.4
Caufield	8	0	65	6-15	.400	5-9	.556	2-2	1.000	3	2	5	1	13	7	8	0	19	2.4
Gardner	30	2	198	18-49	.367	0-0	.000	21-38	.553	29	32	61	5	35	3	13	3	57	1.9
Crockrom	18	0	84	10-28	.357	0-1	.000	9-12	.750	6	7	13	2	8	0	3	2	29	1.6
Agular	28	0	141	14-33	.424	11-21	.524	4-7	.571	0	11	11	16	5	3	11	2	43	1.5
STARZZ	32	32	6450	843-1911	.441	89-247	.360	643-844	.762	347	721	1068	478	665	228	522	178	2418	75.6
OPPONENTS	32	32	6450	851-2067	.412	126-377	.334	516-688	.750	361	645	1006	489	724	260	444	149	2344	73.3

SEASON NOTES

- Utah made its second-consecutive trip to the playoffs in 2002 when it knocked off the Houston Comets in the first round, including the first ever double-overtime game in WNBA playoff history. The Starzz bowed out in the Western Conference Finals to the eventual 2002 WNBA Champion L.A. Sparks.
- Natalie Williams etched her name into the WNBA record book when she became the first player to record a 20-20 game, scoring 22 points and grabbing 20 rebounds against Sacramento on June 22.
- Margo Dydek had one of her best seasons, leading the league in blocked shots for the fifth-consecutive season (3.57 bpg) and averaging 13.1 points and 8.7 rebounds (third in the WNBA) per game.



2002 SEASON RESULTS

DATE	OPPONENT	W/L	SCORE	SCORING LEADER	REBOUND LEADER	ASSIST LEADER	OPPONENT SCORING	ATTENDANCE
May 25	at Minnesota	W	79-75(OT)	Goodson-20	Herrig-9	Ferdinand-6	Abrosimova-26	11,481
May 30	PORTLAND	W	69-64	Ferdinand-19	Goodson-11	Azzi-3	Crawley-16	6,261
June 1	at Phoenix	L	66-71	Goodson-19	Williams-11	Azzi-6	Reid-16	9,647
June 4	WASHINGTON	L	89-97	Goodson-22	Williams-12	Three tied with 4	Bullett-23	5,490
June 8	CHARLOTTE	W	69-64	Goodson-17	Williams-7	Azzi-5	Sutton-Brown-14	7,258
June 9	at Seattle	W	71-68	Dydek-22	Dydek-14	Azzi-6	Randall-21	5,139
June 11	NEW YORK	L	68-71	Ferdinand-18	Dydek-16	Azzi-5	Phillips-22	6,123
June 15	SEATTLE	W	61-54	Ferdinand-16	Dydek-14	Azzi-5	Bird-19	5,852
June 18	INDIANA	W	79-71	Ferdinand-27	Dydek-12	Azzi-6	Catchings-14	5,103
June 22	at Sacramento	W	77-61	Williams-22	Williams-20	Ferdinand-4	Smith-27	11,208
June 25	PORTLAND	W	86-83	Goodson-30	Dydek-12	Azzi-4	Walker-20	6,491
June 28	at Houston	L	57-73	Ferdinand-16	Dydek-16	Ferdinand-4	Swoopes-27	10,485
June 30	at Cleveland	W	79-62	Dydek-19	Dydek-13	Azzi-9	Wauters-20	7,129
July 3	HOUSTON	L	67-78	Ferdinand-16	Herrig-10	Azzi-6	Arcain-23	6,943
July 5	MINNESOTA	W	87-56	Williams-14	Williams-7	Azzi-5	Gortman-14	7,165
July 7	at Los Angeles	L	75-102	Ferdinand-14	Goodson-9	Three tied with 3	Dixon-20	10,896
July 8	DETROIT	W	94-76	Goodson-21	Goodson-9	Azzi-4	Cash-25	6,952
July 10	at Indiana	W	82-69	Goodson-21	Dydek-11	Azzi-7	Scott-Richardson-31	9,560
July 13	PHOENIX	W	75-66	Williams-22	Dydek-9	Azzi-4	Gillom-14	7,886
July 17	HOUSTON	W	75-67	Ferdinand-20	Williams-17	Azzi-5	Arcain-17	7,382
July 19	at Orlando	L	73-84	Dydek-18	Dydek-8	Azzi-8	S. Johnson-21	8,427
July 20	at Washington	W	83-73	Ferdinand-21	Williams-16	Ferdinand-5	Page-20	16,477
July 23	at Detroit	W	86-75	Ferdinand-26	Dydek-15	Ferdinand-5	Cash-21	3,753
July 24	at Minnesota	L	62-70	Azzi-13	Williams-12	Azzi-5	Smith-20	7,326
July 26	PHOENIX	W	74-61	Ferdinand-13	Dydek-16	Azzi-7	Gillom-17	8,230
July 31	MIAMI	W	81-76(OT)	Dydek-21	Williams-9	Azzi-3	Sam-18	8,021
Aug. 1	at Sacramento	L	71-80	Dydek-27	Dydek-11	Azzi-6	Bolton-20	6,905
Aug. 4	at Los Angeles	L	86-90	Ferdinand-25	Williams-9	Ferdinand-5	Leslie-26	12,306
Aug. 6	at Portland	W	82-69	Goodson-28	Dydek-7	Azzi-9	Burras-17	9,158
Aug. 9	LOS ANGELES	L	77-85	Ferdinand-19	Goodson-9	Azzi-5	Leslie-19	12,578
Aug. 11	at Seattle	L	57-74	Azzi-10	Williams-9	Ferdinand-4	Jackson-27	11,448
Aug. 12	SACRAMENTO	W	81-79	Ferdinand-10	Goodson-8	Azzi-6	Smith-23	10,985
PLAYOFFS								
Aug. 16	HOUSTON	W	66-59	Goodson-20	Dydek-13	Ferdinand-4	Swoopes-17	6,693
Aug. 18	at Houston	L	77-83(2OT)	Ferdinand-22	Dydek-12	Dydek-4	Swoopes-28	9,241
Aug. 20	at Houston	W	75-72	Williams-25	Dydek-9	Azzi-10	Swoopes-28	9,540
Aug. 22	LOS ANGELES	L	67-75	Williams-14	Williams-11	Azzi-4	Milton-17	14,823
Aug. 24	at Los Angeles	L	77-103	Azzi-16	Goodson-8	Azzi-12	Leslie-25	10,139

2001 SEASON



2001 REGULAR SEASON STATISTICS

HEAD COACH: FRED WILLIAMS (5-8); CANDI HARVEY (14-5) (19-13; 3RD IN WEST)

PLAYER	TOTAL					3-POINT		FREETHROW		REBOUNDS					TO	PF	PTS	AVG	
	G	GS	MIN	FGM-A	FG%	3PM-A	3-FG%	FTM-A	FT%	OFF	DEF	TOT	AST	STL					BLK
Williams	31	31	1064	171-349	.490	0-4	.000	97-133	.729	111	197	308	55	128	41	70	10	439	14.2
Goodson	28	25	854	138-319	.433	5-31	.161	62-89	.697	66	86	152	58	64	27	75	0	343	12.3
Ferdinand	32	22	864	143-290	.493	11-42	.262	69-113	.611	23	63	86	79	70	40	63	4	366	11.4
Dydek	32	32	970	128-291	.440	6-15	.400	87-109	.798	29	214	243	64	108	25	90	113	349	10.9
Azzi	32	32	1205	75-184	.408	38-74	.514	88-96	.917	10	88	98	171	89	22	69	10	276	8.6
Hlede	27	10	455	55-141	.390	8-23	.348	33-38	.868	15	25	40	43	56	25	42	1	151	5.6
Starbird	23	7	310	41-110	.373	5-23	.217	22-27	.815	13	17	30	21	30	8	15	1	109	4.7
Herrig	32	1	448	43-93	.462	0-0	.000	35-46	.761	23	58	81	14	47	8	35	14	121	3.8
Johnson	26	0	228	17-65	.262	5-30	.167	11-14	.786	4	15	19	7	26	2	13	1	50	1.9
Consuegra	15	0	50	0-5	.000	0-2	.000	2-4	.500	1	5	6	10	4	4	11	0	2	0.1
Pavlickova	10	0	21	0-2	.000	0-0	.000	1-2	.500	0	6	6	1	0	0	1	2	1	0.1
STARZZ	32	32	6475	811-1849	.439	78-244	.320	507-675	.751	295	775	1070	524	622	202	493	156	2207	69.0
OPPONENTS	32	32	6475	789-1976	.399	125-429	.291	489-660	.741	344	630	974	478	645	275	390	148	2192	68.5

SEASON NOTES

- Utah finished in third place in the Western Conference and secured its first-ever playoff spot. The Starzz lost to the Sacramento Monarchs in the first round.
- Margo Dydek put on a record-breaking performance, as she notched the first triple-double in Starzz history and only the second triple-double in WNBA history with 12 points, 11 rebounds and 10 blocked shots on June 7 against Orlando. Her 10 blocked shots also broke her own WNBA record of nine that was set on Aug. 6, 1998.
- Natalie Williams was selected for the third-consecutive year to represent the Starzz at the WNBA All-Star Game, but was unable to play due to injury. Williams led the way for the Starzz in both scoring (14.2 ppg) and rebounding (9.9 rpg), which ranked second in the WNBA.
- Jennifer Azzi set the WNBA's single-season record in three-point field goal percentage, shooting 51.4% from behind the arc. She also finished second in the league in minutes played (37.3 mpg), third in the league in free-throw percentage (91.7%) and fourth in the league in assists (5.3 apg).
- Dydek continued to dominate the league in blocked shots averaging 3.53 bpg. She also recorded her 400th career block on Aug. 13 against Los Angeles.
- Rookie Marie Ferdinand also finished ranked among the league's best as she shot 49.3 percent from the field to rank seventh in the WNBA.

2001 SEASON RESULTS

DATE	OPPONENT	W/L	SCORE	SCORING LEADER	OPPONENT SCORING	ATTENDANCE
May 31	at Phoenix	W	81-62	Goodson-16	Edwards-15	9,057
June 2	PORTLAND	L	71-76	Three tied with 13	Witherspoon-23	6,813
June 5	HOUSTON	L	68-72	Williams-14	Arcain-27	4,907
June 7	ORLANDO	W	82-79	Hlede-20	McWilliams-Franklin-19	4,503
June 9	SEATTLE	L	65-73	Ferdinand-17	Steding-16	6,323
June 14	at Charlotte	W	73-59	Williams-25	Stinson-15	4,085
June 21	SACRAMENTO	L	75-87	Hlede-17	Holland-Corn-26	6,541
June 23	MINNESOTA	W	87-80	Starbird-21	Smith-27	5,938
June 25	SEATTLE	L	47-65	Williams-14	Jackson-14	5,833
June 27	at Miami	W	68-63 (OT)	Dydek-24	Brumfield-12	8,575
June 29	at Washington	L	64-74	Williams-20	Holdsclaw-17	14,667
July 2	MIAMI	L	59-69	Williams-22	Sam-23	5,007
July 3	at Los Angeles	L	71-84	Azzi-19	Leslie-18	7,245
July 6	CLEVELAND	W	73-69	Williams-16	Melvin-13	6,006
July 8	at Portland	W	65-63	Williams-14	Jones-13	8,759
July 10	LOS ANGELES	L	67-79	Dydek-14	Stiles-18	7,044
July 12	at Sacramento	L	67-69	Dydek-20	Milton-18	7,524
July 14	SACRAMENTO	W	69-57	Goodson-20	Leslie-18	5,923
July 18	at Indiana	W	61-57	Azzi-17	Smith-27	7,347
July 21	at Phoenix	L	50-59	Goodson-21	Griffith-18	5,923
July 24	at Houston	W	76-61	Ferdinand-19	Streimikyte-12	8,378
July 26	NEW YORK	W	71-63	Ferdinand-16	Scott-Richardson-12	12,177
July 28	MINNESOTA	W	68-60 (OT)	Williams-17	Gillom-18	6,463
July 28	at Portland	W	79-73	Ferdinand-17	V. Johnson-19	7,808
July 30	at Houston	W	71-63	Goodson-20	K. Smith-30	7,905
Aug. 1	at Seattle	W	71-63	Williams-18	Stiles-16	9,551
Aug. 3	at Seattle	W	64-61	Goodson-15	Arcain-18	5,873
Aug. 4	INDIANA	W	65-54	Ferdinand-15	L. Jackson-16	8,568
Aug. 7	at Detroit	W	76-69	Dydek-16	Thompson-13	6,263
Aug. 8	at New York	L	63-82	Williams-13	Williams-13	17,018
Aug. 10	PHOENIX	W	69-57	Ferdinand-17	Ndiaye-Diatta-27	11,311
Aug. 12	at Minnesota	L	62-69	Goodson-15	V. Johnson-18	10,489
Aug. 13	LOS ANGELES	W	80-78(OT)	Williams-18	Gillom-10	11,519
Aug. 13	LOS ANGELES	W	80-78(OT)	Goodson-21	Lennox-18	10,489
Aug. 13	LOS ANGELES	W	80-78(OT)	Goodson-21	Dixon-24	11,519
Aug. 13	LOS ANGELES	W	80-78(OT)	Goodson-21	Jackson-9	11,519
PLAYOFFS						
Aug. 17	Sacramento	L	65-89	Williams-17	Griffith-28	9,362
Aug. 19	Sacramento	L	66-71	Goodson-18	Griffith-30	7,294



2000 SEASON



2000 REGULAR SEASON STATISTICS

HEAD COACH: FRED WILLIAMS (18-14; 5TH IN WEST)

PLAYER	TOTAL		3-POINT		FREE THROW		REBOUNDS		POINTS		PF	PTS	AVG						
	G	GS	MIN	FGM-A	FG%	3PM-A	3-FG%	FTM-A	FT%	OFF				DEF					
Williams	29	29	1039	179-365	.490	3-5	.600	182-228	.798	132	204	336	511	24	35	79	18	543	18.7
Goodson	29	28	929	199-415	.480	8-29	.276	92-134	.687	69	95	164	69	67	41	81	7	498	17.2
Hiede	31	31	867	118-260	.454	25-58	.431	51-70	.729	25	68	93	92	84	38	76	4	312	10.1
Azzi	15	15	559	47-104	.452	10-24	.417	40-43	.930	5	36	41	92	43	12	28	5	144	9.6
Dydek	32	32	775	105-236	.445	2-14	.143	82-103	.796	29	146	175	51	114	18	82	96	294	9.2
Johnson	29	6	481	52-129	.403	12-36	.333	28-43	.651	14	38	52	26	65	12	34	2	144	5.0
Mulitauaoepele	22	3	291	41-69	.594	2-3	.667	15-20	.750	12	22	34	6	37	4	30	6	99	4.5
Starbird	29	0	340	39-109	.358	5-23	.217	34-42	.810	12	21	33	30	32	13	29	11	117	4.0
Herrig	25	0	341	36-75	.480	0-1	.000	19-31	.613	26	33	59	20	41	7	29	5	91	3.6
Ivanyi	27	16	489	30-96	.313	12-43	.279	21-28	.750	12	42	54	63	67	25	50	3	93	3.4
Frese	21	0	222	10-30	.333	9-26	.346	33-36	.917	4	14	18	17	14	4	14	0	62	3.0
Hope	3	0	4	0-1	.000	0-0	.000	2-2	1.000	0	2	2	0	0	0	1	0	2	0.7
STARZZ	32	32	6400	858-1896	.453	88-262	.336	609-790	.771	348	732	1080	522	698	214	544	157	2413	75.4
OPPONENTS	32	32	6400	860-1964	.438	156-448	.348	531-721	.736	313	598	911	503	702	301	437	112	2407	75.2

SEASON NOTES

- Natalie Williams was named WNBA Player of the Week for July 16 while Adrienne Goodson was named Player of the Week for July 30.
- For the second year in a row, Williams was selected to represent the Starzz at the WNBA All-Star game and was named to the All-WNBA First Team.
- Jennifer Azzi led the league in minutes played (37.3 mpg) and in free-throw percentage, shooting an impressive 93.0% (40-43) from the charity stripe.
- Margo Dydek led the league in blocks for the third-consecutive season, averaging 3.0 blocks per game. She also became the first WNBA player to record 200 career blocks.



2000 SEASON RESULTS

DATE	OPPONENT	W/L	SCORE	SCORING LEADER	OPPONENT SCORING	ATTENDANCE
May 31	at Los Angeles	L	62-69	Williams-21	Mabika-21	6,112
June 1	MINNESOTA	W	83-74	Williams-18	Folkl-20	6,488
June 3	at New York	L	76-87	Goodson-21	Hammon-23	17,531
June 6	PHOENIX	W	76-61	Williams-20	Reed-13	4,520
				Edwards-13		
June 8	at Portland	W	81-72	Starbird-17	Crawley-25	8,194
June 10	HOUSTON	L	71-73	Williams-17	Swoopes-22	6,841
June 12	at Houston	L	85-107	Goodson-24	Swoopes-28	10,104
June 13	ORLANDO	L	80-88	Williams-19	Johnson-19	4,394
June 15	CHARLOTTE	W	96-68	Goodson-27	Stinson-18	4,582
June 17	WASHINGTON	W	70-67	Williams-30	McCray-20	6,104
June 18	at Seattle	W	56-53	Dydek-16	Campbell-21	8,492
June 20	SEATTLE	W	66-63	Goodson-23	Campbell-17	5,376
June 22	at Minnesota	L	64-86	Goodson-13	K. Smith-21	7,128
June 23	HOUSTON	L	66-83	Goodson-18	Thompson-28	6,196
June 26	SACRAMENTO	W	89-80	Williams-21	Bolton-Holifield-25	5,275
June 30	at Sacramento	L	62-85	Williams-19	Bolton-Holifield-19	6,763
July 1	at Seattle	W	81-60	Williams-18	Threatt-22	8,260
July 7	DETROIT	L	69-73	Williams-22	Ndiaye-Diatta-18	7,649
July 9	at Los Angeles	L	72-92	Goodson-13	Leslie-22	6,691
July 12	PORTLAND	W	76-67	Williams-22	Weatherspoon-19	6,131
July 14	PHOENIX	W	87-84	Hiede-20	Reed-25	6,984
July 15	at Sacramento	W	75-69	Williams-29	Griffith-29	8,348
July 19	at Phoenix	L	76-86	Williams-20	Reed-31	9,327
July 21	at Miami	L	65-76	Williams-18	Sam-23	7,341
July 23	at Orlando	W	69-66	Williams-23	McWilliams-18	8,048
				A. Johnson-18		
July 26	CLEVELAND	W	84-77	Williams-24	M. Jones-18	7,983
July 29	INDIANA	W	79-71	Goodson-18	Thompson-18	8,803
Aug. 2	at Minnesota	W	72-62	Azzi-20	Lennox-21	7,015
Aug. 3	at Cleveland	L	71-74	Hiede-18	M. Jones-19	10,757
Aug. 5	at Charlotte	L	82-84	Williams-23	Stinson-23	8,138
Aug. 7	PORTLAND	W	83-73	Williams-25	Van Gorp-16	7,555
Aug. 9	LOS ANGELES	W	89-77	Williams-26	Leslie-18	7,841

1999 SEASON



1999 REGULAR SEASON STATISTICS

HEAD COACH: FRANK LAYDEN (2-2); FRED WILLIAMS (13-15) (15-17; 6TH IN WEST)

PLAYER	TOTAL		3-POINT		FREETHROW		REBOUNDS										PTS	AVG	
	G	GS	MIN	FGM-A	FG% 3PM-A	3-FG% FTM-A	FT%	OFF	DEF	TOT	AST	STL	BLK	TO	PF				
Williams	28	26	954	180-347	.519	0-2	.000	144-191	.754	109	148	257	25	108	38	68	22	504	18.0
Goodson	32	31	1068	182-427	.426	13-53	.245	99-129	.767	71	67	138	87	76	27	98	8	476	14.9
Dydek	32	28	733	141-283	.498	7-20	.350	114-133	.857	38	166	204	59	112	13	91	77	403	12.6
Hlede (TOT)	32	11	685	111-267	.416	21-53	.396	72-82	.878	31	54	85	53	83	30	54	3	315	9.8
Hlede (UTA)	11	1	277	44-95	.463	13-29	.448	30-33	.909	7	23	30	28	34	8	22	1	131	11.9
Palmer	20	4	446	57-141	.404	9-30	.300	44-68	.647	23	60	83	30	57	3	32	8	167	8.4
Johnson	31	18	718	66-181	.365	24-82	.293	47-58	.810	14	40	54	50	65	21	40	8	203	6.5
Baranova	29	19	572	60-148	.405	20-48	.417	33-41	.805	25	73	98	45	58	20	44	23	173	6.0
Brown (TOT)	30	21	646	57-178	.320	8-40	.200	56-81	.691	49	97	146	32	61	34	47	14	178	5.9
Brown (UTA)	9	0	156	11-32	.344	1-10	.100	11-16	.688	14	19	33	10	16	9	12	2	34	3.8
Black	32	32	1014	62-163	.380	8-40	.200	31-50	.620	31	80	111	161	116	77	67	6	163	5.1
Lara	25	0	204	23-68	.338	10-33	.303	6-6	1.000	1	12	13	23	29	10	36	2	62	2.5
Scott-Richardson	4	0	36	3-10	.300	0-0	.000	3-6	.500	5	3	8	2	7	1	3	0	9	2.3
Tremittiere	20	0	191	9-29	.310	2-8	.250	1-1	1.000	3	16	19	22	28	6	13	0	21	1.1
Campbell	8	0	30	3-10	.300	0-1	.000	2-4	.500	0	6	6	2	4	0	4	0	8	1.0
Ivanyi	14	1	67	4-12	.333	0-4	.000	3-4	.750	3	2	5	7	18	4	11	0	11	0.8
Bader	7	0	34	0-3	.000	0-2	.000	2-2	1.000	0	2	2	1	12	3	4	1	2	0.3
STARZZ	32	32	6500	845-1949	.434	107-362	.296	570-742	.768	344	717	1061	552	740	240	560	158	2367	74.0
OPPONENTS	32	32	6500	860-1965	.438	180-487	.370	567-766	.740	311	661	972	570	707	284	477	117	2467	77.1

SEASON NOTES

- Natalie Williams became the first Utah player to earn WNBA Player of the Week Honors for the period ending July 11. In addition, Williams was selected to represent the Starzz in the first-ever WNBA All-Star Game. She also became the first Utah player selected as a member of the All-WNBA First Team.
- For the second consecutive season Margo Dydek led the WNBA in blocked shots per game, averaging 2.41 bpg.
- On July 6, 1999 the Utah Starzz defeated the Detroit Shock, 104-94, in double overtime. The 104 points the Starzz put up marked a franchise record for the most points scored in a game (regulation or overtime). Natalie Williams tied Wendy Palmer's mark of 31 points in a game and Debbie Black handed out a franchise-best 11 assists in the contest.

1999 SEASON RESULTS

DATE	OPPONENT	W/L	SCORE	SCORING LEADER	OPPONENT SCORING	ATTENDANCE
June 12	ORLANDO	W	71-65	Palmer-22	Sam-21	14,783
June 14	at Minnesota	L	54-78	Williams-18	Reed-16	8,457
June 17	at Houston	L	73-93	Palmer-18	Cooper-30	10,160
June 19	SACRAMENTO	W	85-75	Williams-26	Griffith	6,147
June 24	at Sacramento	L	69-107	Palmer-18	Bolton-Holifield-27	7,306
June 26	MINNESOTA	L	62-72	Dydek-19	Edwards-23	5,705
June 28	at Los Angeles	L	70-102	Williams-28	Toler-21	6,259
June 30	HOUSTON	L	68-78	Williams-23	Swoopes-29	6,827
July 2	CLEVELAND	W	83-68	Dydek-20	Nemcova-15	4,648
July 6	DETROIT	W	104-94(2OT)	Williams-31	Brondello-33	4,692
July 8	at Washington	W	65-81	Palmer-17	Holdsclaw-23	12,515
July 10	at Orlando	L	56-62	Williams-23	Sales-21	11,186
July 12	PHOENIX	L	66-80	Williams-22	Askamp-23	5,030
July 16	HOUSTON	L	84-88 (OT)	Dydek-24	Swoopes-33	6,702
July 18	at New York	L	82-88 (OT)	Williams-24	Hampton-20	14,107
July 19	at Charlotte	L	66-73	Goodson-18	Stinson-16	4,190
July 21	at Detroit	L	77-86	Dydek-22	Brown-18	11,253
July 24	at Cleveland	W	76-70	Goodson-20	Jones-27	8,556
July 26	WASHINGTON	W	73-61	Williams-23	McCray-19	10,054
July 27	at Phoenix	L	73-86	Goodson-17	Campbell-21	11,990
July 30	at Los Angeles	L	77-87	Dydek-19	Leslie-24	5,576
July 31	SACRAMENTO	W	63-59	Griffith-20	Griffith-20	8,155
Aug. 3	NEW YORK	L	59-61	Goodson-12	Johnson-16	6,426
Aug. 5	LOS ANGELES	W	81-75	Hlede-12	Williams-17	4,960
Aug. 7	MINNESOTA	W	80-70	Dydek-19	Reed-24	7,583
Aug. 9	CHARLOTTE	W	67-65	Goodson-14	Mapp-15	7,385
Aug. 11	at Minnesota	L	73-83	Dydek-14	K. Smith-27	10,104
Aug. 13	PHOENIX	W	67-64	Dydek-17	Hlede-20	7,493
Aug. 14	at Sacramento	W	97-89	Goodson-23	Dydek-17	11,215
Aug. 16	at Houston	L	71-80	Williams-24	T. Smith-28	10,014
Aug. 20	at Phoenix	W	70-62	Goodson-22	Cooper-42	12,378
Aug. 21	LOS ANGELES	W	89-81	Goodson-20	Gillom-17	14,116
					Stepanova-17	
					Feaster-14	



YEAR-BY-YEAR RESULTS

1998 SEASON



1998 REGULAR SEASON STATISTICS

HEAD COACH: DENISE TAYLOR (6-13); FRANK LAYDEN (2-9) (8-22; 5TH IN WEST)

PLAYER	TOTAL		3-POINT			FREE THROW		REBOUNDS							PTS		AVG		
	G	GS	MIN	FGM-A	FG%	3PM-A	3-FG%	FTM-A	FT%	OFF	DEF	TOT	AST	STL	BLK	TO		PF	PTS
Palmer	28	21	761	145-307	.472	6-17	.353	81-124	.653	70	116	186	30	75	18	56	5	377	13.5
Baranova	20	19	671	92-219	.420	15-48	.313	59-71	.831	61	125	186	70	44	21	55	30	258	12.9
Dydek	30	30	839	146-303	.482	1-7	.143	93-127	.732	41	186	227	53	126	14	108	114	386	12.9
Williams	30	10	543	91-223	.408	9-28	.321	36-49	.735	24	34	58	46	74	43	66	6	227	7.6
Reiss	22	17	477	54-134	.403	16-54	.296	19-29	.655	14	25	39	48	32	11	25	1	143	6.5
Tremittiere	28	18	709	48-132	.364	18-49	.367	41-54	.759	13	49	62	102	53	22	42	2	155	5.5
Johnson	28	8	490	58-145	.400	14-49	.286	21-34	.618	14	40	54	20	42	11	42	1	151	5.4
Scott	29	1	466	58-135	.430	1-5	.200	37-65	.569	37	48	85	22	78	24	49	10	154	5.3
Harris	18	12	353	28-79	.354	5-16	.313	10-12	.833	14	25	39	30	33	13	17	1	71	3.9
Head	30	14	467	36-85	.424	13-27	.481	23-33	.697	14	38	52	37	40	30	44	0	108	3.6
Bader	22	0	206	16-53	.302	10-27	.370	4-8	.500	0	10	10	20	34	13	26	0	46	2.1
Alexander (TOT)	20	0	141	12-44	.273	11-35	.314	4-4	1.000	8	10	18	9	18	3	12	0	39	2.0
Alexander (UTA)	12	0	68	5-22	.227	5-19	.263	2-2	1.000	0	3	3	3	7	1	5	0	17	1.4
STARZZ	30	30	6050	777-1837	.423	113-346	.327	426-608	.701	302	699	1001	481	638	221	543	170	2093	69.8
OPPONENTS	30	30	6050	832-1942	.428	135-410	.329	495-680	.728	336	685	1021	539	559	304	441	94	2294	76.5

SEASON NOTES

- The Starzz selected Margo Dydek with the first overall selection in the 1998 WNBA Draft. The move would pay off as Dydek led the Starzz in rebounding, blocks and minutes during the 1998 campaign.
- Dydek made WNBA history when she recorded a league-standard nine blocked shots against the Cleveland Rockers on Aug. 6, 1998. Dydek finished the season leading the league in blocked shots with 3.8 per game.
- Wendy Palmer turned in two of the greatest scoring performances in Utah Starzz history during the 1998 season. On July 8, Palmer tallied 30 points against Charlotte in a 69-77 loss. Later that season, she eclipsed the 30-point plateau again, scoring 31 points in an 81-71 win against Sacramento on Aug. 12.

1998 SEASON RESULTS

DATE	OPPONENT	W/L	SCORE	SCORING LEADER	OPPONENT SCORING	ATTENDANCE
June 11	LOS ANGELES	L	83-99	Baranova-18	Leslie-24	9,330
June 13	WASHINGTON	W	78-77	Baranova-17	McCray-26	6,288
June 15	NEW YORK	W	71-60	Reiss-17	Johnson-19	6,531
June 19	at Washington	L	76-85	Scott-15	McCray-29	20,674
June 21	at New York	L	64-68	Dydek-14	Hampton-22	15,754
June 22	at Cleveland	L	72-88	Dydek-18	Braxton-17	7,405
June 25	CHARLOTTE	L	83-91	Dydek-21	Stinson-25	5,949
June 26	at Phoenix	L	63-96	Baranova-12	Gillom-19	13,676
June 30	HOUSTON	L	73-75(2OT)	Dydek-27	Cooper-27	6,975
July 2	at Los Angeles	W	58-57	Dydek-15	Leslie-15	7,115
July 5	at Sacramento	L	66-70	Baranova-14	Byears-21	5,396
July 6	SACRAMENTO	W	68-64	Baranova-22	Price-14	7,005
July 8	CHARLOTTE	L	69-77	Palmer-30	Congreaves-14	6,145
July 11	at Houston	L	68-72	Palmer-22	Stinson-14	
July 13	DETROIT	L	67-74	Palmer-19	Cooper-24	14,136
July 17	at Detroit	L	67-79	Williams-16	Bronddello-23	7,235
July 19	at Washington	W	99-88	Palmer-24	Bronddello-18	8,180
July 22	at Charlotte	W	61-58	Williams-15	McCray-26	13,744
July 25	at Cleveland	L	59-69	Palmer-23	Mapp-17	7,584
July 27	PHOENIX	W	90-80	Johnson-15	Fijalkowski-24	9,960
July 30	at Houston	L	65-88	Dydek-17	Gillom-31	8,624
Aug. 1	LOS ANGELES	L	65-73	Palmer-15	Cooper-22	12,004
Aug. 4	HOUSTON	L	57-77	Dydek-20	Leslie-24	8,375
Aug. 6	CLEVELAND	L	69-79	Palmer-26	Cooper-32	15,657
Aug. 8	at Phoenix	L	62-68	Dydek-19	Fijalkowski-22	5,761
Aug. 10	DETROIT	L	73-77	Palmer-20	Pettis-21	16,823
Aug. 12	SACRAMENTO	W	81-71	Palmer-31	Hlede-20	6,770
Aug. 14	at Los Angeles	L	67-87	Palmer-23	Hardmon-14	7,153
Aug. 15	at Sacramento	L	55-82	Baranova-13	Leslie-18	8,297
Aug. 17	PHOENIX	L	64-75	Palmer-16	Burgess-33	7,061
					Gillom-20	13,762



1997 SEASON



1997 REGULAR SEASON STATISTICS

HEAD COACH: DENISE TAYLOR (7-21; 4TH IN WEST)

PLAYER	TOTAL		3-POINT		FREETHROW		REBOUNDS										PTS	AVG	
	G	GS	MIN	FGM-A	FG% 3PM-A	3-FG% FTM-A	FT%	OFF	DEF	TOT	AST	STL	BLK	TO	PF				
Palmer	28	28	936	157-420	.374	12-48	.250	117-173	.676	76	149	225	48	86	47	71	6	443	15.8
Baranova	28	27	913	129-331	.390	40-106	.377	43-62	.694	56	151	207	62	82	43	82	63	341	12.2
Williams	28	10	608	88-229	.384	9-34	.265	41-53	.774	34	47	81	60	83	38	57	7	226	8.1
Reiss	28	26	831	72-231	.312	30-101	.297	42-55	.764	29	48	77	87	57	23	61	2	216	7.7
Head	27	4	471	53-136	.390	10-32	.313	38-45	.844	22	41	63	46	45	14	61	8	154	5.7
Hardmon	28	24	691	58-167	.347	1-10	.100	36-55	.655	33	51	84	67	39	23	79	2	153	5.5
Carter	19	7	286	32-82	.390	2-9	.222	10-14	.714	22	31	53	8	34	13	17	1	76	4.0
Koss	13	10	268	15-29	.517	2-3	.667	12-16	.750	12	25	37	10	15	9	18	4	44	3.4
Hicks	26	0	263	37-80	.463	0-1	.000	9-16	.563	17	19	36	10	57	13	12	11	83	3.2
Booker	26	4	321	20-60	.333	0-3	.000	21-37	.568	34	46	80	24	62	24	49	15	61	2.3
Scott	8	0	43	5-13	.385	0-0	.000	2-2	1.000	4	3	7	1	3	1	0	3	12	1.5
Compain	4	0	19	0-3	.000	0-2	.000	0-0	.000	0	1	1	2	4	4	3	1	0	0.0
STARZZ	28	28	5650	666-1781	.374	106-349	.304	371-528	.703	339	612	951	425	567	252	520	123	1809	64.6
OPPONENTS	28	28	5650	776-1808	.429	115-376	.306	436-606	.719	328	680	1008	498	501	278	458	119	2103	75.1

SEASON NOTES

- Dena Head and Wendy Palmer became the first two draft picks of the Utah Starzz when they were selected in the first and second rounds of the WNBA's Elite Draft on Feb. 27, 1997.
- Utah made its basketball debut on June 21, 1997 when it hosted the Sacramento Monarchs at the Delta Center. The opening night lineup included Wendy Palmer, Deborah Carter, Karen Booker, Lady Hardmon and Tammi Reiss. The Monarchs handed the Starzz a 70-60 loss. Utah recorded its first win in franchise history two nights later, beating the L.A. Sparks, 102-89.

1997 SEASON RESULTS

DATE	OPPONENT	W/L	SCORE	SCORING LEADER	OPPONENT SCORING	ATTENDANCE
June 21	SACRAMENTO	L	60-70	Reiss-14	Bolton-Holifield-18	9,858
June 23	LOS ANGELES	W	102-89	Palmer-28	Leslie-22	8,036
June 26	at Cleveland	L	63-74	Palmer-15	Fjalkowski-21	8,845
June 28	HOUSTON	L	58-76	Palmer-14	Cooper-20	6,529
July 2	at Sacramento	W	73-68 (OT)	Palmer-18	Bolton-Holifield-20	6,156
July 3	PHOENIX	L	55-77	Palmer-19	Gillom-21	6,718
July 5	NEW YORK	L	53-66	Hardmon-14	Witherspoon-14	7,689
July 7	SACRAMENTO	L	69-79	Palmer-20	Bolton-Holifield-22	5,783
July 11	at Los Angeles	L	68-75	Palmer-17	Burgess-20	7,187
July 12	PHOENIX	W	52-51	Palmer-15	Foster-14	7,076
July 14	at Houston	L	56-79	Hardmon-14	Arcaïn-17	6,882
July 16	at Charlotte	L	63-75	Palmer-17	Guyton-17	6,110
July 17	at New York	L	54-80	Williams-17	Stinson-19	9,017
July 19	at Cleveland	L	68-95	Hardmon-12	Lobo-17	6,485
July 22	at New York	W	78-71	Palmer-12	Braxton-19	9,011
July 26	CLEVELAND	L	66-77	Baranova-25	Witherspoon-16	7,108
July 30	at Los Angeles	L	69-91	Baranova-26	Brown-17	7,231
Aug. 2	HOUSTON	W	74-63	Reiss-15	Leslie-23	8,561
Aug. 4	CHARLOTTE	W	73-70	Baranova-17	Thompson-20	6,526
Aug. 6	at Phoenix	L	46-78	Baranova-17	Stinson-15	11,694
Aug. 8	at Sacramento	L	78-93	Reiss-17	Timms-18	6,150
Aug. 11	CLEVELAND	L	59-74	Palmer-25	Bolton-Holifield-34	7,319
Aug. 12	at Houston	L	56-76	Reiss-12	Jones-19	7,084
Aug. 16	LOS ANGELES	L	64-74	Palmer-18	Cooper-21	8,970
Aug. 17	at Phoenix	L	63-71 (OT)	Palmer-27	Leslie-23	14,591
Aug. 19	NEW YORK	W	81-75	Palmer-21	Gillom-15	8,234
Aug. 21	CHARLOTTE	L	56-66	Palmer-19	Lobo-17	8,148
Aug. 24	at Charlotte	L	52-70	Palmer-20	Bullet-14	8,028
				Hicks-13	Stinson-14	
					Stinson-17	



RECORDS

YEAR-BY-YEAR

	REG. SEASON	PLAYOFFS
2010	14-20	0-2
2009	15-19	1-2
2008	24-10	4-5
2007	20-14	2-3
2006	13-21	
2005	7-27	
2004	9-25	
2003	12-22	
2002	20-12	2-3
2001	19-13	0-2
2000	18-14	
1999	15-17	
1998	8-22	
1997	7-21	
Totals	201-257	9-17

HOME-AWAY

	REG. SEASON	PLAYOFFS
2010	Home 8-9	0-1
	Road 6-11	0-1
2009	Home 10-7	1-0
	Road 5-12	0-2
2008	Home 15-2	3-3
	Road 9-8	1-2
2007	Home 9-8	2-1
	Road 11-6	0-2
2006	Home 6-11	
	Road 7-10	
2005	Home 5-12	
	Road 2-15	
2004	Home 6-11	
	Road 3-14	
2003	Home 9-8	
	Road 3-14	
2002	Home 12-4	1-1
	Road 8-8	1-2
2001	Home 9-7	0-2
	Road 10-6	
2000	Home 12-4	
	Road 6-10	
1999	Home 11-5	
	Road 4-12	
1998	Home 5-10	
	Road 3-12	
1997	Home 5-9	
	Road 2-12	
Totals	Home 122-107	7-8
	Road 79-150	2-9

MONTH-BY-MONTH

2010 (14-20, 0-2 Playoffs)		2001 (19-13, 0-2 Playoffs)	
MAY	2-3	MAY	1-0
JUNE	3-5	JUNE	4-6
JULY	5-7	JULY	8-5
AUGUST	4-7	AUGUST	6-4
2009 (15-19, 1-2 Playoffs)		2000 (18-14)	
JUNE	3-4	MAY	0-1
JULY	5-5	JUNE	8-7
AUGUST	4-8	JULY	7-4
SEPTEMBER	4-4	AUGUST	3-2
2008 (24-10, 4-5 Playoffs)		1999 (15-17)	
MAY	2-2	JUNE	2-6
JUNE	7-4	JULY	6-8
JULY	9-3	AUGUST	7-3
AUGUST	1-1		
SEPTEMBER	9-2	1998 (8-22)	
OCTOBER	0-3	JUNE	2-7
2007 (20-14, 2-3 Playoffs)		JULY	5-7
MAY	3-2	AUGUST	1-8
JUNE	5-4	1997 (7-21)	
JULY	8-3	JUNE	1-3
AUGUST	6-7	JULY	3-10
SEPTEMBER	0-1	AUGUST	3-8
2006 (13-21)		ALL TIME	
MAY	2-2	MAY	16-18
JUNE	5-6	JUNE	57-79
JULY	5-7	JULY	77-86
AUGUST	1-6	AUGUST	44-76
2005 (7-27)		SEPTEMBER	16-12
MAY	0-5	OCTOBER	0-3
JUNE	4-7	TOTAL	210-274
JULY	3-6		
AUGUST	0-9		
2004 (9-25)			
MAY	3-1		
JUNE	2-9		
JULY	1-10		
SEPTEMBER	3-5		
2003 (12-22)			
MAY	1-2		
JUNE	4-7		
JULY	3-7		
AUGUST	4-6		
2002 (20-12, 2-3 Playoffs)			
MAY	2-0		
JUNE	7-4		
JULY	9-4		
AUGUST	4-7		

DAYS OF THE WEEK RECORD

	Mon.	Tues.	Weds.	Thurs.	Fri.	Sat.	Sun.	Record
2010	0-0	1-6	0-1	3-4	5-3	2-3	3-5	14-22
2009	0-1	4-4	1-0	3-5	3-3	4-4	1-4	16-21
2008	1-1	5-2	2-1	6-2	5-3	4-4	5-2	28-15
2007	1-0	5-4	3-1	1-4	3-3	7-3	2-2	22-17
2006	1-0	1-4	1-2	1-2	5-4	1-4	3-5	13-21
2005	2-8	0-1	0-1	3-5	0-5	2-7	0-1	7-27
2004	0-1	0-3	1-5	4-4	3-3	1-8	0-1	9-25
2003	0-0	2-3	2-4	1-4	2-3	4-6	1-2	12-22
2002	2-0	5-2	3-2	1-2	3-3	6-2	2-4	22-15
2001	2-2	2-3	3-1	4-2	3-2	4-3	1-2	19-15
2000	2-1	2-1	4-2	3-2	1-4	4-3	2-1	18-14
1999	2-5	1-2	0-3	2-2	3-2	7-2	0-1	15-17
1998	3-4	0-2	2-1	1-4	0-4	1-5	1-2	8-22
1997	2-3	2-1	1-3	0-4	0-2	2-6	0-2	7-21
TOTALS	18-25	30-38	23-27	33-46	36-44	49-60	21-34	210-274
Pct.	.419	.441	.460	.418	.450	.450	.381	.434





SILVER STARS HISTORY



NOTABLE DATES

2011

APRIL 11, 2011 - With the No. 6 pick in the 2011 WNBA Draft, the San Antonio Silver Stars selected Danielle Robinson from Oklahoma. The Silver Stars also selected Danielle Adams of national champion Texas A&M (20th overall) and Porsha Phillips of Georgia (30th overall).

MARCH 23, 2011 - Head coach and general manager Dan Hughes announces the return of Vickie Johnson as assistant coach. Johnson played four seasons with the Silver Stars after signing with the squad as a free agent in February 2006. She averaged 7.8 points per game and 4.6 rebounds per game during her 128 career games in San Antonio.

MARCH 3, 2011 - The WNBA announces that San Antonio will host the 2011 WNBA All-Star Game at the AT&T Center for the first time in franchise history on Saturday, July 23 at 2:30 p.m. CT.

JANUARY 28, 2011 - The Silver Stars announce that Dan Hughes will resume his dual roles as head coach and general manager in 2011 after stepping down as head coach for the 2010 season.

2010

AUGUST 26, 2010 - The Silver Stars made their fourth-consecutive playoff appearance, losing game one of the Western Conference semifinals, 106-93, to the Phoenix Mercury.

JUNE 30, 2010 - A franchise record and league-high four Silver Stars are selected to the 2010 WNBA All-Star Team. San Antonio's Jayne Appel, Becky Hammon, Michelle Snow and Sophia Young are all among the top 10 vote getters, earning a spot on the All-Star squad.

MAY 15, 2010 - The Silver Stars open the season at home for the first time since 2005, falling to the Atlanta Dream, 70-75.

APRIL 8, 2010 - With the fifth overall pick in the 2010 WNBA Draft the Silver Stars selected Jayne Appel out of Stanford University. The Silver Stars also selected Alysha Clark of Middle Tennessee State (17th overall) and Alexis Rack of Mississippi State (29th overall).

FEBRUARY 25, 2010 - Dan Hughes steps aside from his head coach duties to become full-time general manager and names Sandy Brondello as his successor.

2009

SEPTEMBER 17, 2009 - The Silver Stars made their third-consecutive playoff appearance, hosting the Phoenix Mercury in the Western Conference semifinal opener. San Antonio won the first game of the series, 92-91, but Phoenix won the next two at home to advance.

AUGUST 29, 2009 - The Silver Stars set a franchise record with 21 points in overtime in a 100-88 win against Detroit. Becky Hammon and Sophia Young both scored more than 30 points in the contest, marking the first time in franchise history that two Silver Stars played scored 30-plus points in a game. Hammon tallied 32 points in the win while Young tied her career-best with 31.

AUGUST 21, 2009 - Sophia Young scored a career-high 31 points against Los Angeles and in doing so, surpassed the 2,000 career point mark. She became the third player from the 2006 Draft Class and the fastest player in franchise history to reach the 2,000 point plateau, doing so in just 125 career games.

AUGUST 20, 2009 - San Antonio's 30 fourth-quarter points in a 87-93 loss at Atlanta marks a franchise record.

AUGUST 15, 2009 - The Silver Stars set a franchise record for points scored in a game, defeating Phoenix, 106-89, at home. San Antonio's 31 second-quarter points and 61 first-half point also stand as franchise-best marks.

JULY 25, 2009 - Becky Hammon and Sophia Young represent the Silver Stars at the 2009 WNBA All-Star Game in Connecticut.

APRIL 9, 2009 - Selected Megan Frazee (14th overall), Sonja Petrovic (26th overall) and Candyce Bingham (39th overall) in the 2009 WNBA Draft.

JANUARY 7, 2009 - Signed Sophia Young to a three-year extension.

2008

SEPTEMBER 28, 2008 - The Silver Stars defeat Los Angeles, 76-72, to claim the Western Conference title and advance to the WNBA Finals for the first time in franchise history.

SEPTEMBER 13, 2008 - San Antonio defeats Sacramento, 77-69, to finish the regular season with a franchise-best 24-10 record, which also marked the best record in the WNBA.

SEPTEMBER 11, 2008 - Becky Hammon and Vickie Johnson played their 260th career game together against Connecticut, marking the third-most games played as teammates in the WNBA.

JULY 27, 2008 - Vickie Johnson became the eighth player in WNBA history to score 4,000 points. She is the only player in league history to have collected 4,000 points, 1,000 rebounds and 1,000 assists in a career.

JULY 8, 2008 - Becky Hammon's six assists helped her cross the 800 assists plateau and make her the seventh player in WNBA history to reach 3,000 points and 800 assists. She also went 14-for-15 from the free throw line to break a franchise record for free throws made in a game.

MAY 20, 2008 - With a 81-76 win against Phoenix, head coach and general manager Dan Hughes becomes the winningest coach in franchise history with 41 wins.

APRIL 9, 2008 - Selected Chioma Nnamaka (21st overall) and Alex Anderson (39th overall) in the 2008 WNBA Draft. Traded Camille Little, Chioma Nnamaka and a 2009 first round draft pick to Atlanta in exchange for Ann Wauters, Morenike Atunrashe and a 2009 second round draft pick.

MARCH 11, 2008 - Extended Becky Hammon's contract through the 2011 season and signed Ruth Riley through 2009.

2007

SEPTEMBER 8, 2007 - Head coach and general manager Dan Hughes is named WNBA Coach of the Year, his second career award and the first for San Antonio.

AUGUST 23, 2007 - The Silver Stars begin playoff series in Sacramento, marking the franchise's first playoff appearance since moving to San Antonio. The Stars go on to win the best-of-three series before falling to eventual WNBA Champion Phoenix Mercury in the Western Conference Finals.

JULY 15, 2007 - Becky Hammon and Sophia Young represent the Silver Stars at the 2007 WNBA All-Star Game in Washington, D.C.

APRIL 4, 2007 - With the second overall pick in the WNBA Draft, the Silver Stars select Jessica Davenport. San Antonio also drafts Camille Little (17th overall) and Nare Diawara (30th overall). The team then trades Davenport and a 2008 first-round draft pick to New York in exchange for Becky Hammon and a 2008 second-round draft pick.

2006

AUGUST 12, 2006 - One of seven players to have played all 10 seasons of the WNBA's existence, Vickie Johnson finishes the season as the leagues all-time leader in minutes and games played.

JULY 12, 2006 - Sophia Young represents the Silver Stars at the 2006 WNBA All-Star Game.

JULY 3, 2006 - Shannon Johnson sets the franchise record for steals in a game with eight against Los Angeles. She shares the record with former Silver Star Semeka Randall, who accomplished the feat in 2004.

APRIL 5, 2006 - With the fourth overall pick, San Antonio selects Sophia Young in the 2006 WNBA Draft. The Silver Stars also draft Shanna Zolman (16th overall) and Khara Smith (30th overall).

FEBRUARY 9, 2006 - The Silver Stars sign free agent Vickie Johnson.

2005

AUGUST 25, 2005 - The Silver Stars appoint head coach Dan Hughes to dual roles as both general manager and head coach.

AUGUST 9, 2005 - Shannon Johnson dished out her 1,000th career assist at Minnesota. She became the first player in league history to score more than 2,500 points in her career.

JULY 9, 2005 - Marie Ferdinand represents the Silver Stars at the 2005 WNBA All-Star Game in Connecticut. It marks the third-consecutive all-star selection for Ferdinand.

APRIL 16, 2005 - With the fourth overall pick in the 2005 WNBA Draft, San Antonio selects Kendra Wecker of Kansas State. The Silver Stars also draft Shyra Ely of Tennessee (14th overall) and Catherine Kraayeveld of Oregon (30th overall).

JANUARY 4, 2005 - The Silver Stars name Dan Hughes the seventh head coach in franchise history.

2004

AUGUST 26, 2004 - Silver Stars guard Shannon Johnson brings home gold after helping Team USA knock off Australia in the gold medal game, scoring eight of her 12 points in the fourth quarter en route to a 74-63 win. During the Olympics Johnson appeared in all eight games for Team USA, averaging 6.1 points, 2.5 rebounds and 1.9 assists in 16.4 minutes per game.

APRIL 17, 2004 - San Antonio selected Cindy Dallas in the second round (21st overall) and Toccara Williams (34th overall) in the 2004 WNBA Draft.

FEBRUARY 2, 2004 - Silver Stars guard Jennifer Azzi announces her retirement from the WNBA. Azzi leaves the Silver Stars as the all-time leader in assists, free-throw percentage, three-point field goal percentage, three-point field goal attempts and three-point field goals made.

JANUARY 28, 2004 - Traded the fourth, 16th and 29th overall picks in the 2004 WNBA Draft to the Connecticut Sun in exchange for Shannon Johnson and the 21st and 34th overall picks.



NOTABLE DATES

2003

OCTOBER 30, 2003 - Dee Brown is named the sixth head coach in franchise history.

JULY 12, 2003 - Margo Dydek and Marie Ferdinand represent the Silver Stars in the 2003 WNBA All-Star Game in New York City.

JUNE 24, 2003 - The Silver Stars earn their first road win defeating the Sacramento Monarchs, 60-57, at ARCO Arena.

MAY 24, 2003 - The San Antonio Silver Stars make their home debut, defeating the Seattle Storm, 65-56, in front of 15,593 fans at the SBC Center.

APRIL 25, 2003 - Coretta Brown becomes the first player drafted by the San Antonio Silver Stars with the 11th overall selection in the 2003 WNBA Draft. San Antonio also selected Ke-Ke Tardy (25th overall) and Brooke Armistead (40th overall).

FEBRUARY 19, 2003 - The San Antonio Silver Stars unveil their new logo.

JANUARY 10, 2003 - Spurs Sports and Entertainment changes the name of its WNBA franchise to the San Antonio Silver Stars.

2002

DECEMBER 18, 2002 - Candi Harvey is named the fifth head coach in franchise history and the first head coach in the team's San Antonio history.

DECEMBER 5, 2002 - Spurs Sports and Entertainment learns that the Utah Starzz will relocate to San Antonio and begin play in 2003.

NOVEMBER 13, 2002 - Spurs Sports and Entertainment announces they have reached the 6,000 ticket deposit goal and has secured a WNBA team to begin play in 2003.

AUGUST 20, 2002 - The Utah Starzz defeat the Houston Comets, 75-72, in game three of the first round of the 2002 WNBA Playoffs to earn their first playoff series victory. The Starzz lose to eventual WNBA Champion Los Angeles Sparks in the Western Conference Finals.

AUGUST 18, 2002 - The Utah Starzz and Houston Comets play the first double-overtime game in WNBA playoff history with Houston emerging victorious, 83-77.

AUGUST 16, 2002 - The Utah Starzz make their second-consecutive playoff appearance, defeating the Houston Comets, 66-59.

JUNE 22, 2002 - Natalie Williams etches her name into the WNBA record books as she becomes the first player to record a 20-20 game, scoring 22 points and grabbing 20 rebounds against Sacramento.

APRIL 20, 2002 - The Starzz select Danielle Crockrom (11th overall), LaNeisha Caufield (14th overall), Andrea Gardner (27th overall), Edmarie Lumsley (43rd overall) and Jacklyn Winfield (59th overall).

MARCH 18, 2002 - WNBA in S.A. 2003 campaign kicks off with the goal of reaching 6,000 season ticket deposits by November 15, 2002.

JANUARY 29, 2002 - Spurs Sports and Entertainment receives word from the WNBA that they are assured a team in 2003.

2001

AUGUST 17, 2001 - The Utah Starzz make their first playoff appearance, losing to the Sacramento Monarchs, 65-89. The Starzz drop the series to the Monarchs, 0-2.

AUGUST 13, 2001 - Jennifer Azzi sets the WNBA single-season record in three-point field goal percentage, shooting 51.4 percent from behind the arc.

JULY 16, 2001 - Natalie Williams is selected to represent the Starzz at the WNBA All-Star Game, but was unable to play due to injury.

JULY 7, 2001 - Margo Dydek notches the first triple-double in Starzz history and only the second triple-double in WNBA history with 12 points, 11 rebounds and 10 blocked shots. Her 10 blocked shots also breaks her personal WNBA record of nine set on August 6, 1998.

APRIL 20, 2001 - Utah selects Marie Ferdinand, Michaela Pavlickova, Shea Ralph and Cara Consuegra in the 2001 WNBA Draft.

2000

AUGUST 9, 2000 - Jennifer Azzi finishes the season leading the league in minutes played (37.3 mpg) and free-throw percentage (93 percent). Margo Dydek finishes the season leading the league in blocks (3.0 bpg) and Korie Hledge claims the league title in three-point shooting percentage (43.1 percent).

JULY 17, 2000 - Natalie Williams represents the Starzz in the 2000 WNBA All-Star Game for the second-consecutive season.

APRIL 24, 2000 - Utah traded the third and eighth overall picks in the 2000 WNBA Draft to the Detroit Shock in exchange for Jennifer Azzi and Detroit's 12th overall pick.

1999

AUGUST 21, 1999 - Margo Dydek finishes the season leading the WNBA in blocked shots with 2.41 blocks per game.

JULY 14, 1999 - Natalie Williams is selected to play in the inaugural WNBA All-Star Game.

JULY 11, 1999 - Natalie Williams becomes the first player in franchise history to earn WNBA Player of the Week honors for the period ending July 11.

JULY 6, 1999 - Utah defeats the Detroit Shock, 104-94, in double overtime. The 104 points marks a Starzz franchise record for the most points in a game.

MAY 4, 1999 - Utah selects Natalie Williams, Debbie Black, Adrienne Goodson and Dalma Ivanyi in the 1999 WNBA Draft.

1998

AUGUST 17, 1998 - Margo Dydek finishes the season leading the league in rebounding, blocks and minutes played.

AUGUST 12, 1998 - Wendy Palmer sets a franchise record with 31 points in an 81-71 win against Sacramento.

AUGUST 6, 1998 - Margo Dydek sets a league-record with nine blocked shots against the Cleveland Rockers.

APRIL 29, 1998 - Utah selects Margo Dydek with the first overall pick in the 1998 WNBA Draft. The Starzz also select Olympia Scott, LaTonya Johnson and Tricia Bader in the draft.

1997

JUNE 23, 1997 - The Starzz earn their first victory with a 102-89 win against Los Angeles.

JUNE 21, 1997 - Utah makes its basketball debut, hosting the Sacramento Monarchs at the Delta Center. The opening night lineup includes Wendy Palmer, Deborah Carter, Karen Booker, Lady Hardmon and Tammi Reiss. The Monarchs hand the Starzz a 70-60 loss.

APRIL 28, 1997 - Utah selects Tammi Reiss, Jessie Hicks, Reagen Scott and Kim Williams in the 1997 WNBA Draft.

APRIL 19, 1997 - Denise Taylor is named the first head coach in franchise history.

FEBRUARY 27, 1997 - Dena Head and Wendy Palmer are the first two draft picks of the Utah Starzz when they are selected in the first and second rounds of the WNBA's Elite Draft.

1996

OCTOBER 30, 1996 - Utah is one of eight cities selected as one of the WNBA's charter franchises to begin operations in 1997.



ALL-TIME PLAYERS

ALEXANDER, ERIN #5

Position: Guard **Height:** 5-7 **College:** UC-Santa Barbara 1997 **Birthdate:** 4-25-75
Acquired: Picked up off waivers (Los Angeles) on July 16, 1998
Utah/WNBA (1 Year)

Season	G	GS	Min	FG	FGA	Pct	FG	FGA	Pct	FT	FTA	Pct	Off	Def	Tot	Ast	PF	St	TO	Bl	Pts	Avg
1998	12	0	68	5	22	.227	5	19	.263	2	2	1.00	0	3	3	3	7	1	5	0	17	1.4
Totals	12	0	68	5	22	.227	5	19	.263	2	2	1.00	0	3	3	3	7	1	5	0	17	1.4

ANDERSON, CHANTELE #7

Position: Center **Height:** 6-7 **College:** Vanderbilt 2003 **Birthdate:** 1-22-81
Acquired: Obtained from the Sacramento Monarchs on May 18, 2005, in exchange for the 2006 first round draft pick previously acquired from the Connecticut Sun.
San Antonio (3 Years)/WNBA (7 Years)

Season	G	GS	Min	FG	FGA	Pct	FG	FGA	Pct	FT	FTA	Pct	Off	Def	Tot	Ast	PF	St	TO	Bl	Pts	Avg
2005	34	19	669	83	178	.466	0	0	.000	37	46	.804	28	62	90	11	106	8	55	15	203	6.0
2006	23	20	414	59	112	.527	0	0	.000	35	45	.778	28	57	85	15	73	7	29	10	153	6.7
2007	11	1	86	10	20	.500	0	0	.000	8	12	.667	6	14	20	3	11	1	5	5	28	2.5
Totals	68	40	1169	152	310	.490	0	0	.000	80	103	.777	62	133	195	29	190	16	89	30	384	5.6

APPEL, JAYNE #32

Position: Center **Height:** 6-4 **College:** Stanford 2010 **Birthdate:** 5-14-88
Acquired: Selected in the first round (5th overall) of the 2010 WNBA Draft.
San Antonio/WNBA (1 Year)

Season	G	GS	Min	FG	FGA	Pct	FG	FGA	Pct	FT	FTA	Pct	Off	Def	Tot	Ast	PF	St	TO	Bl	Pts	Avg
2010	28	0	306	38	71	.535	1	3	.333	19	34	.559	21	50	71	13	40	7	19	5	96	3.4
Totals	28	0	306	38	71	.535	1	3	.333	19	34	.559	21	50	71	13	40	7	19	5	96	3.4

ATUNRASE, MORENIKE #24

Position: Guard **Height:** 5-10 **College:** Texas A&M 2008 **Birthdate:** 4-14-86
Acquired: Selected in the first round (5th overall) of the 2010 WNBA Draft.
San Antonio/WNBA (1 Year)

Season	G	GS	Min	FG	FGA	Pct	FG	FGA	Pct	FT	FTA	Pct	Off	Def	Tot	Ast	PF	St	TO	Bl	Pts	Avg
2008	33	0	347	24	87	.276	12	41	.293	11	16	.688	16	32	48	23	21	16	26	13	71	2.2
Totals	33	0	347	24	87	.276	12	41	.293	11	16	.688	16	32	48	23	21	16	26	13	71	2.2

AZZI, JENNIFER #8

Position: Guard **Height:** 5-8 **College:** Stanford 1990 **Birthdate:** 8-31-68
Acquired: In a trade with Detroit Shock on April 24, 2000. (with the #12 pick in the 2000 WNBA Draft in exchange for Utah's #3 and #8 draft picks in the 2000 WNBA Draft.)
Utah/San Antonio (4 Years)/WNBA (5 Years)

Season	G	GS	Min	FG	FGA	Pct	FG	FGA	Pct	FT	FTA	Pct	Off	Def	Tot	Ast	PF	St	TO	Bl	Pts	Avg
2000	15	15	559	47	104	.452	10	24	.417	40	43	.930	5	36	41	92	43	12	28	5	144	9.6
2001	32	32	1205	75	184	.408	38	74	.514	88	96	.917	10	88	98	171	89	22	69	10	276	8.6
2002	32	32	1151	91	198	.460	41	92	.446	83	104	.798	15	54	69	158	102	27	67	14	306	9.6
2003	34	34	1136	85	211	.403	39	97	.402	51	65	.785	10	81	91	111	98	27	61	9	260	7.6
Totals	113	113	4051	298	697	.428	128	287	.446	262	308	.851	40	259	299	532	332	88	225	38	986	8.7

BADER, TRICIA #10

Position: Guard **Height:** 5-4 **College:** Boise State 1996 **Birthdate:** 2-26-73
Acquired: Selected by the Utah Starzz in fourth round (31st overall) of the 1998 WNBA Draft
Utah (2 Years)/WNBA (5 Years)

Season	G	GS	Min	FG	FGA	Pct	FG	FGA	Pct	FT	FTA	Pct	Off	Def	Tot	Ast	PF	St	TO	Bl	Pts	Avg
1998	22	0	206	16	53	.302	10	27	.370	4	8	.500	0	10	10	20	34	13	26	0	46	2.1
1999	7	0	34	0	3	.000	0	2	.000	2	2	1.000	0	2	2	1	12	3	4	1	2	0.3
Totals	29	0	240	16	56	.286	10	29	.345	6	10	.600	0	12	12	21	46	16	30	1	48	1.7

BARANOVA, ELENA #28

Position: Forward **Height:** 6-5 **Country:** Russia **Birthdate:** 1-28-72
Acquired: Signed by the WNBA and assigned to the Utah Starzz on January 22, 1997
Utah (3 Years)/WNBA (7 Years)

Season	G	GS	Min	FG	FGA	Pct	FG	FGA	Pct	FT	FTA	Pct	Off	Def	Tot	Ast	PF	St	TO	Bl	Pts	Avg
1997	28	27	913	129	331	.390	40	106	.377	43	62	.694	56	151	207	62	82	43	82	63	341	12.2
1998	20	19	671	92	219	.420	15	48	.313	59	71	.831	61	125	186	70	44	21	55	30	258	12.9
1999	29	19	572	60	148	.405	20	48	.417	33	41	.805	25	73	98	45	58	20	44	23	173	6.0
Totals	77	65	2156	281	698	.403	75	202	.371	135	174	.776	142	349	491	177	184	84	181	116	772	10.0

BATTLE, ASHLEY #22

Position: Forward **Height:** 6-0 **College:** Connecticut 2005 **Birthdate:** 5-31-82
Acquired: Signed on August 12, 2010
San Antonio (1 Year)/WNBA (6 Years)

Season	G	GS	Min	FG	FGA	Pct	FG	FGA	Pct	FT	FTA	Pct	Off	Def	Tot	Ast	PF	St	TO	Bl	Pts	Avg
2010	5	0	35	4	12	.333	0	5	.000	0	0	.000	4	5	9	1	5	0	3	0	8	1.6
Totals	5	0	35	4	12	.333	0	5	.000	0	0	.000	4	5	9	1	5	0	3	0	8	1.6

BIBRZYCKA, AGNIESZKA #10

Position: Forward **Height:** 6-2 **Country:** Poland **Birthdate:** 10-21-82
Acquired: Signed as free agent on February 19, 2004 and again on February 10, 2006
San Antonio/WNBA (2 Years)

Season	G	GS	Min	FG	FGA	Pct	FG	FGA	Pct	FT	FTA	Pct	Off	Def	Tot	Ast	PF	St	TO	Bl	Pts	Avg
2004	24	9	465	55	151	.364	26	84	.310	23	26	.885	5	23	28	40	38	21	32	7	159	6.6
2006	32	22	752	130	311	.418	55	157	.350	46	53	.868	10	56	66	48	49	26	47	12	361	11.3
Totals	56	31	1217	185	462	.400	81	241	.336	69	79	.873	15	79	94	88	87	47	79	19	520	9.0

BLACK, DEBBIE #31

Position: Guard **Height:** 5-2 **College:** St. Joseph's 1988 **Birthdate:** 7-29-66
Acquired: Selected by the Utah Starzz in the second round (15th overall) in the 1999 WNBA Draft
Utah (1 Year)/WNBA (6 Years)

Season	G	GS	Min	FG	FGA	Pct	FG	FGA	Pct	FT	FTA	Pct	Off	Def	Tot	Ast	PF	St	TO	Bl	Pts	Avg
1999	32	32	1014	62	163	.380	8	40	.200	31	50	.620	31	80	111	161	116	77	67	6	163	5.1
Totals	32	32	1014	62	163	.380	8	40	.200	31	50	.620	31	80	111	161	116	77	67	6	163	5.1

BOOKER, KAREN #3

Position: Center **Height:** 6-1 **College:** Vanderbilt 1987 **Birthdate:** 4-10-65
Acquired: Selected as a developmental player and assigned to the Utah Starzz on May 27, 1997
Utah (1 Year)/WNBA (2 Years)

Season	G	GS	Min	FG	FGA	Pct	FG	FGA	Pct	FT	FTA	Pct	Off	Def	Tot	Ast	PF	St	TO	Bl	Pts	Avg
1997	26	4	321	20	60	.333	0	3	.000	21	37	.568	34	46	80	24	62	24	49	15	61	2.3
Totals	26	4	321	20	60	.333	0	3	.000	21	37	.568	34	46	80	24	62	24	49	15	61	2.3

BROWN, CINDY #14

Position: Forward **Height:** 6-2 **College:** Long Beach State 1987 **Birthdate:** 3-16-65
Acquired: In a trade with the Detroit Shock on July 29, 1999 (with Korie Hledge in exchange for Wendy Palmer and Olympia Scott-Richardson)
Utah (1 Year)/WNBA (2 Years)

Season	G	GS	Min	FG	FGA	Pct	FG	FGA	Pct	FT	FTA	Pct	Off	Def	Tot	Ast	PF	St	TO	Bl	Pts	Avg
1999	9	0	156	11	32	.344	1	10	.100	11	16	.688	14	19	33	10	16	9	12	2	34	3.8
Totals	9	0	156	11	32	.344	1	10	.100	11	16	.688	14	19	33	10	16	9	12	2	34	3.8

CAMPBELL, EDNA #21

Position: Guard **Height:** 5-8 <

ALL-TIME COLLEGE/COUNTRY ROSTER

- ALABAMA**
- Tausha Mills '98
- AUBURN (2)**
- Mandisa Stevenson '04
- Chantel Tremitiere '91
- AUSTRALIA (2)**
- Jae Cross
- Belinda Snell
- BAYLOR**
- Sophia Young '06
- BELGIUM**
- Ann Wauters
- BOISE STATE**
- Tricia Bader '96
- COLORADO**
- Reagan Scott '97
- COLORADO STATE**
- Becky Hammon '99
- CONGO**
- Bernadette Ngoyisa
- CONNECTICUT (2)**
- Ashley Battle '05
- Shea Ralph '01
- DENVER**
- Michaela Pavlickova '01
- DEPAUL (2)**
- Allie Quigley '08
- Kim Williams '97
- DUQUESNE**
- Korie Hlede '98
- FLORIDA INTERNATIONAL**
- Dalma Ivanyi '99
- FLORIDA STATE**
- Roneeka Hodges '05
- FRANCE**
- Edwidge Lawson-Wade
- GEORGIA (2)**
- Deborah Carter '94
- Lady Hardmon '92

- IOWA (2)**
- Cara Consuegra '01
- Amy Herrig '99
- IOWA STATE**
- Stacy Frese '00
- KANSAS STATE**
- Kendra Wecker '05
- LIBERTY (2)**
- Megan Frazee '09
- Katie Mattera (Feenstra) '05
- LONG BEACH STATE**
- Cindy Brown '87
- LOUISIANA STATE**
- Marie Ferdinand '01
- LOUISIANA TECH**
- Vickie Johnson '96
- MARYLAND**
- Jessie Hicks '93
- MEMPHIS**
- LaTonya Johnson '98
- MIAMI**
- Kym Hope '99
- MICHIGAN STATE**
- Kristen Rasmussen '00
- MISSISSIPPI STATE**
- LaToya Thomas '03
- MONTANA**
- Greta Koss '97
- NORTH CAROLINA (3)**
- Sylvia Crawley '94
- Camille Little '07
- Laquanda Quick '01
- NOTRE DAME (2)**
- Katryna Gaither '97
- Ruth Riley '00
- OLD DOMINION**
- Adrienne Goodson '98
- PENN STATE**
- Helen Darling '00
- POLAND (3)**
- Agnieszka Bibrzycka
- Margo Dydek
- Krystyna Lara
- RUSSIA**
- Elena Baranova
- SOUTH CAROLINA (2)**
- Shannon Johnson '96
- Jocelyn Penn '03

- SOUTHERN CALIFORNIA (2)**
- Michelle Campbell '97
- Amy Williams '99
- ST. JOSEPH'S (2)**
- Debbie Black '88
- Megan Compain '97
- STANFORD (5)**
- Jayne Appel '10
- Jennifer Azzi '90
- Naomi Mulitauaoepele '98
- Olympia Scott-Richardson '98
- Kate Starbird '97
- TENNESSEE (8)**
- Shanna Crossley (Zolman) '06
- Shyra Ely '05
- Dena Head '92
- Chamique Holdsclaw '99
- Gwen Jackson '03
- Nikki McCray '95
- Semeka Randall '01
- Michelle Snow '02
- TEXAS (3)**
- Edna Campbell '91
- Tai Dillard '03
- Fran Harris '86
- TEXAS A&M (2)**
- Morenike Atunrase '08
- Toccarra Williams '04
- TEXAS CHRISTIAN**
- Sandora Irvin '05
- TEXAS TECH**
- Keitha Dickerson '00
- THE MASTER'S COLLEGE**
- Erin Perperoglou (Buescher) '01
- TURKEY**
- Nevriye Yilmaz
- UC SANTA BARBARA**
- Erin Alexander '97
- UCLA**
- Natalie Williams '94
- VANDERBILT (2)**
- Chantelle Anderson '03
- Karen Booker '87
- VIRGINIA (2)**
- Wendy Palmer '96
- Tammi Reiss '92
- WESTERN KENTUCKY**
- Crystal Kelly '08

ALL-TIME NUMBERS

- #00**
- Sylvia Crawley.....2003
- Ruth Riley2007-10
- #0**
- Olympia Scott-Richardson 1998-99
- #1**
- Toccarra Williams.....2004
- Chamique Holdsclaw2010
- #2**
- Michelle Snow2010
- #3**
- Karen Booker.....1997
- Chantel Tremitiere..... 1998-99
- Marie Ferdinand..... 2001-07
- #4**
- Wendy Palmer.....1997-99, 2005
- Stacy Frese2000
- #5**
- Erin Alexander 1998
- Michelle Campbell1999
- Tausha Mills2003
- Shanna Crossley.....2006-07, 2009
- Roneeka Hodges.....2010
- #6**
- Jae Cross2006
- #7**
- Korie Hlede 1999-01
- Chantelle Anderson..... 2005-07
- #8**
- Jennifer Azzi 2000-03
- #9**
- Deborah Carter..... 1997
- Tai Dillard 2003-05
- Edwidge Lawson-Wade 2008-10
- #10**
- Tricia Bader 1998-99
- Agnieszka Bibrzycka.....2004, 06
- Belinda Snell..... 2009-10
- #11**
- Dena Head 1997-98
- Nevriye Yilmaz2004
- #12**
- Margo Dydek 1998-04
- Erin Perperoglou (Buescher) 2007-09
- Ann Wauters..... 2008-09
- #13**
- Dalma Ivanyi..... 1999-00, 2005-06
- Gwen Jackson 2003-04
- #14**
- Cindy Brown 1999
- Shannon Johnson 2004-06
- Allie Quigley2010
- #15**
- Greta Koss 1997
- Adrienne Goodson..... 1999-04
- Nikki McCray2005
- #20**
- Fran Harris..... 1998
- Camille Little2007
- #21**
- Kym Hope.....2000
- Cara Consuegra.....2001
- Semeka Randall..... 2002-04
- Edna Campbell2005
- #22**
- Megan Compain 1997
- Ashley Battle 2010
- #23**
- Kim Williams 1997-98
- LaTonya Johnson1998-2003
- #24**
- Natalie Williams.....1999-2002
- Morenike Atunrase2008
- #25**
- Jessie Hicks 1997, 2004
- Keitha Dickerson..... 2001
- Becky Hammon..... 2007-10
- #27**
- Lady Hardmon..... 1997
- Krystyna Lara..... 1999
- #28**
- Elena Baranova..... 1997-99
- #30**
- Kate Starbird..... 2000-02
- Helen Darling 2007-10
- #31**
- Debbie Black 1999
- #32**
- Tammi Reiss..... 1998-99
- LaToya Thomas 2004-06
- Jayne Appel..... 2010
- #33**
- Katryna Gaither2000
- Shea Ralph 2001
- Laquanda Quick.....2003
- Adrian Williams..... 2004
- Sophia Young 2006-10
- #34**
- Naomi Mulitauaoepele2000
- #40**
- Megan Frazee..... 2009-10
- #42**
- Crystal Kelly 2010
- #43**
- Shyra Ely..... 2005-06
- #44**
- Katie Mattera (Feenstra).....2005-06, 09
- #45**
- Michaela Pavlickova 2001
- Jocelyn Penn2004
- #50**
- Bernadette Ngoyisa.....2005
- Sandora Irvin..... 2007-08
- #52**
- Kristen Rasmussen2000
- #53**
- Kendra Wecker..... 2005-07
- #54**
- Amy Herrig..... 2000-02
- Mandisa Stevenson..... 2004
- #55**
- Vickie Johnson..... 2006-09



ALL-TIME COACHING RECORDS



<<<
Head Coach and
General Manager
Dan Hughes became
the winningest coach in
franchise history in 2008

DAN HUGHES (2005-09, PRESENT)

All-Time Record 79-91 .465
Playoff Record 7-10 .412

SANDY BRONDELLO (2010)

All-Time Record 14-20 .412
Playoff Record 0-2 .000

DEE BROWN (2004)

All-Time Record 6-20 .231
Playoff Record 0-0 .000

SHELL DAILEY (2003-04)

All-Time Record 9-11 .450
Playoff Record 0-0 .000

CANDI HARVEY (2001-03)

All-Time Record 40-33 .548
Playoff Record 2-5 .286

FRED WILLIAMS (1999-2001)

All-Time Record 36-37 .493
Playoff Record 0-0 .000

FRANK LAYDEN (1998-99)

All-Time Record 4-11 .267
Playoff Record 0-0 .000

DENISE TAYLOR (1997-98)

All-Time Record 13-34 .277
Playoff Record 0-0 .000

YEAR-BY-YEAR

SEASON	COACH	REGULAR SEASON			WNBA PLAYOFFS		
		W	L	PCT.	W	L	PCT.
1997	Denise Taylor	7	21	.250	--	--	---
1998	Denise Taylor	6	13	.316	--	--	---
	Frank Layden	2	9	.182	--	--	---
1999	Frank Layden	2	2	.500	--	--	---
	Fred Williams	13	15	.464	--	--	---
2000	Fred Williams	18	14	.563	--	--	---
2001	Fred Williams	5	8	.385	--	--	---
	Candi Harvey	14	5	.737	0	2	.000
2002	Candi Harvey	20	12	.625	2	3	.400
2003	Candi Harvey	6	16	.273	--	--	---
	Shell Dailey	6	6	.500	--	--	---
2004	Shell Dailey	3	5	.375	--	--	---
	Dee Brown	6	20	.231	--	--	---
2005	Dan Hughes	7	27	.206	--	--	---
2006	Dan Hughes	13	21	.382	--	--	---
2007	Dan Hughes	20	14	.588	2	3	.400
2008	Dan Hughes	24	10	.706	4	5	.444
2009	Dan Hughes	15	19	.441	1	2	.500
2010	Sandy Brondello	14	20	.412	0	2	.000
TOTALS		202	257	.440	9	17	.346

ALL-TIME ASSISTANT COACHES

BRIAN AGLER (2005-07)

SANDY BRONDELLO (2005-09)

SHELL DAILEY (2003-04)

CANDI HARVEY (1999-00)

VICKIE JOHNSON (2011)

OLAF LANGE (2008-10)

MICHAEL LAYDEN (1999)

BOBBI MORSE (2002)

VANESSA NYGAARD (2008)


VONN READ (2004)

TAMMI REISS (2001-03)

RICHARD SMITH (1999-00)

FRED WILLIAMS (1998)

GREG WILLIAMS (1997)



<<<
Assistant Coach
Vickie Johnson is the first
former Silver Stars player
to join the coaching staff



ALL-TIME AWARDS AND RECOGNITIONS

ALL-WNBA FIRST TEAM

2009	Becky Hammon
2008	Sophia Young
2007	Becky Hammon
2001	Natalie Williams
2000	Natalie Williams
1999	Natalie Williams

ALL-WNBA SECOND TEAM

2009	Sophia Young
2008	Becky Hammon
2007	Sophia Young
1997	Wendy Palmer

ALL-WNBA ROOKIE TEAM

2007	Camille Little
2006	Sophia Young
2005	Katie Feenstra

WNBA ALL-DEFENSIVE TEAM

2008	Sophia Young
------	--------------

WNBA PLAYER OF THE WEEK

Sept. 8, 2009	Vickie Johnson
Aug. 10, 2009	Becky Hammon
Aug. 3, 2009	Becky Hammon
Sept. 15, 2008	Ann Wauters
July 14, 2008	Becky Hammon
May 27, 2008	Sophia Young
June 25, 2007	Becky Hammon
June 9, 2007	Erin Buescher
June 4, 2007	Becky Hammon
Sept. 20, 2004	Adrienne Goodson
July 29, 2001	Natalie Williams
July 31, 2000	Adrienne Goodson
July 17, 2000	Natalie Williams
July 11, 1999	Natalie Williams

A franchise record four Silver Stars >>> were named to the 2010 All-Star Game. Sophia Young, Jayne Appel and Michelle Snow pictured with general manager Dan Hughes.



<<< Guard Becky Hammon has been named to three-consecutive All-Star Games as a Silver Star

WNBA ALL-STARS

2010	Jayne Appel, Becky Hammon, Michelle Snow, Sophia Young
2009	Becky Hammon, Sophia Young
2008	No All-Star Game due to Olympics
2007	Becky Hammon, Sophia Young
2006	Sophia Young
2005	Marie Ferdinand
2004	No All-Star Game due to Olympics
2003	Margo Dydek, Marie Ferdinand
2002	Marie Ferdinand, Adrienne Goodson
2001	Natalie Williams
2000	Natalie Williams
1999	Natalie Williams



WNBA COACH OF THE YEAR

2007	Dan Hughes
------	------------

>>> Dan Hughes earned his second career Coach of the Year Award in 2007



WNBA STATISTICS TITLES

Blocked Shots

2003	Margo Dydek
2002	Margo Dydek
2001	Margo Dydek
2000	Margo Dydek
1999	Margo Dydek
1998	Margo Dydek
1997	Elena Baranova

Rebounding

2000	Natalie Williams
------	------------------

Field Goal Percentage

2000	Jennifer Azzi
------	---------------

Three-Point Field Goal Percentage

2001	Jennifer Azzi
2000	Korie Hlede

KIM PERROT SPORTSMANSHIP AWARD

2008	Vickie Johnson
------	----------------

>>> Ruth Riley became the third WNBA player to receive the Henry Iba Citizen Athlete Award



WNBA COMMUNITY ASSIST AWARD

2008	Ruth Riley
------	------------

IBA CITIZEN ATHLETE AWARD

2010	Ruth Riley
------	------------



ALL-TIME DRAFT HISTORY

1997 WNBA ELITE DRAFT

Rd.	Pick	Player	From
1	1	Dena Head	Tennessee '92
2	9	Wendy Palmer	Virginia '96

1997 WNBA DRAFT

Rd.	Pick	Player	From
1	5	Tammi Reiss	Virginia '92
2	12	Jessie Hicks	Maryland '92
3	21	Reagan Scott	Colorado '97
4	28	Kim Williams	DePaul '97

1998 WNBA DRAFT

Rd.	Pick	Player	From
1	1	Margo Dydek	Poland
2	11	Olympia Scott	Stanford '98
3	21	LaTonya Johnson	Memphis '98
4	31	Tricia Bader	Boise State '98

1999 WNBA DRAFT

Rd.	Pick	Player	From
1	3	Natalie Williams	UCLA '94
2	15	Debbie Black	St. Joseph's '88
3	27	Adrienne Goodson	Old Dominion '88
4	39	Dalma Ivanyi	Florida International '99

2000 WNBA DRAFT

Rd.	Pick	Player	From
1	12	Naomi Multiauopele	Stanford '98
3	35	Stacy Frese	Iowa State '00
4	51	Kristen Rasmussen	Michigan State '00

2001 WNBA DRAFT

Rd.	Pick	Player	From
1	8	Marie Ferdinand	Louisiana State '01
2	24	Michaela Pavlickova	Denver '01
3	40	Shea Ralph	Connecticut '01
4	56	Cara Conseugra	Iowa '01

2002 WNBA DRAFT

Rd.	Pick	Player	From
1	11	Danielle Crockrom	Baylor '02
1	14	LaNeisha Caufield	Oklahoma '02
2	27	Andrea Gardner	Howard '02
3	43	Edmarie Lumsley	Mobile '02
4	59	Jacklyn Winfield	Southern '02

2003 WNBA DISPERSAL DRAFT

Rd.	Pick	Player	From
1	12	LaQuanda Quick	Portland

2003 WNBA DRAFT

Rd.	Pick	Player	From
1	11	Coretta Brown	North Carolina '03
2	25	Ke-Ke Tardy	Louisiana State '03
3	40	Brooke Armistead	Austin Peay '03

2004 WNBA DISPERSAL DRAFT

Rd.	Pick	Player	From
1	3	LaToya Thomas	Cleveland

2004 WNBA DRAFT

Rd.	Pick	Player	From
2	21	Cindy Dallas	Illinois '04
3	34	Toccaro Williams	Texas A&M '04

2005 WNBA DRAFT

Rd.	Pick	Player	From
1	4	Kendra Wecker	Kansas State '05
2	14	Shyra Ely	Tennessee '05
3	27	Cathrine Kraayeveld	Oregon '05

2006 WNBA DRAFT

Rd.	Pick	Player	From
1	4	Sophia Young	Baylor '06
2	16	Shanna Zolman	Tennessee '06
3	30	Khara Smith	DePaul '06

2007 WNBA DISPERSAL DRAFT

Rd.	Pick	Player	From
1	4	Helen Darling	Charlotte

2007 WNBA DRAFT

Rd.	Pick	Player	From
1	2	Jessica Davenport*	Ohio State '07
2	17	Camille Little	North Carolina '07
3	30	Nare Diawara	Virginia Tech '07

* Davenport immediately traded to New York along with a 2008 first round draft pick in exchange for Becky Hammon and a 2008 second round draft pick.

2008 WNBA DRAFT

Rd.	Pick	Player	From
2	21	Chioma Nnamaka*	Georgia Tech '08
3	39	Alex Anderson	UT-Chattanooga '08

* Traded Nnamaka, Camille Little and a 2009 first round draft pick to Atlanta in exchange for Ann Wauters, Morenike Atunrase and a 2009 second round draft pick

2009 WNBA DRAFT

Rd.	Pick	Player	From
2	14	Megan Frazee	Liberty '09
2	26	Sonja Petrovic	Serbia
3	39	Candyce Bingham	Louisville '09

2009 WNBA DISPERSAL DRAFT

Rd.	Pick	Player	From
1	5	Laura Harper	Sacramento

2010 WNBA DRAFT

Rd.	Pick	Player	From
1	5	Jayne Appel	Stanford '10
2	17	Alysha Clark	Middle Tennessee State '10
3	29	Alexis Rack	Mississippi State '10

2011 WNBA DRAFT

Rd.	Pick	Player	From
1	6	Danielle Robinson	Oklahoma '11
2	20	Danielle Adams	Texas A&M '11
3	30	Porsha Phillips	Georgia '11

Oklahoma's Danielle Robinson was selected sixth overall by the Silver Stars in the 2011 WNBA Draft



ALL-TIME TRANSACTIONS

1997

- Jan. 22 Elena Baranova and Lady Hardmon are assigned to the Utah Starzz.
- Feb. 27 Selected Dena Head and Wendy Palmer in the first and second rounds of the WNBA's Elite Draft
- April 19 Named Denise Taylor as head coach
- April 28 Selected Tammi Reiss, Jessie Hicks, Reagan Scott and Kim Williams in the 1997 WNBA Draft
- May 12 Named Greg Williams assistant coach
- May 22 Selected Deborah Carter and Megan Compain with final roster allocations
- May 30 Added Darla Simpson to the roster
- June 20 Waived Darla Simpson, Jessica Jackson and Megan Compain; Changed the status of Karen Booker from developmental to active
- June 26 Signed Megan Compain to a developmental contract
- July 26 Changed the status of Greta Koss from developmental to active
- Aug. 1 Waived Reagan Scott; Changed the status of Megan Compain from developmental to active
- Aug. 15 Waived Megan Compain; Changed status of Deborah Carter from injured to active

1998

- Feb. 18 Lost Deborah Carter to Washington Mystics in expansion draft
- April 29 Selected Margo Dydek, Olympia Scott, LaTonya Johnson and Tricia Bader in the 1998 WNBA Draft.
- May 5 Traded Lady Hardmon to Sacramento for Chantel Tremiere
- May 7 Added Trise Jackson to roster
- May 8 Traded Karen Booker to Houston for Fran Harris
- June 10 Waived Kari Gallup, Greta Koss, Trise Jackson, Tracy Connor, Teresa Hinz and Samantha Tomlinson
- July 16 Added Erin Alexander to the active roster
- July 27 Denise Taylor dismissed as head coach...Frank Layden named head coach
- July 28 Waived Fran Harris and activated Tammi Reiss

1999

- April 6 Lost Kim Williams to Minnesota Lynx in expansion draft
- April 30 Waived Jessie Hicks
- May 4 Selected Natalie Williams, Debbie Black, Adrienne Goodson and Dalma Ivanyi in 1999 WNBA Draft
- May 6 Waived Erin Alexander
- June 1 Waived Ellen Bayer, Crystal Carpenter, Kari Gallup and Marlene Stollings
- June 9 Waived Dena Head and Tammi Reiss; Placed Olympia Scott-Richardson and Chantel Tremiere on the injured list
- June 21 Waived Chantel Tremiere...Frank Layden steps down as head coach...Assistant Coach Frank Williams promoted to head coach
- July 6 Waived Tricia Bader and added Chantel Tremiere to roster
- July 12 Waived Michelle Campbell and activated Olympia Scott-Richardson
- July 29 Traded Wendy Palmer and Olympia Scott-Richardson to Detroit for Korie Hlede and Cindy Brown
- July 30 Added Korie Hlede and Cindy Brown to roster
- Dec. 15 Lost Debbie Black to Miami and Chantel Tremiere to Indiana in WNBA Expansion Draft; Traded Elena Baranova to Miami for Kate Starbird

2000

- April 24 Traded the #3 and #8 picks in the 2000 WNBA Draft to the Detroit Shock in exchange for Jennifer Azzi and Detroit's #12 pick in the 2000 WNBA Draft
- April 25 Selected Naomi Multauopele, Stacy Frese and Kristen Rasmussen in the 2000 WNBA Draft
- May 25 Waived Alli Bills and Julie Krommenhoek-Christensen
- May 27 Waived Krystyna Lara
- June 8 Waived Kristen Rasmussen
- July 7 Waived Katryna Gaither
- July 27 Signed Kym Hope

2001

- April 16 Waived Kym Hope
- April 20 Selected Marie Ferdinand, Michaela Pavlickova, Shea Ralph and Cara Consuegra in the 2001 WNBA Draft
- May 11 Waived Tanja Kostic and Brandy Jones
- May 26 Waived Stacy Frese, Erica Routt, and Naomi Multauopele
- June 21 Added Keitha Dickerson to roster
- July 6 Frank Williams resigned as head coach...Assistant Coach Candi Harvey promoted to head coach
- July 10 Waived Keitha Dickerson

2002

- April 18 Acquired New York's first round draft pick (14th overall) in exchange for guard Korie Hlede.
- April 19 Selected Danielle Crockrom, LaNeisha Caufield, Andrea Gardner, Edmarie Lumbsley, and Jacklyn Winfield in the 2002 WNBA Draft
- May 4 Waived Sarah Hicks
- May 9 Waived Edmarie Lumbsley
- May 16 Waived Erica Routt
- May 20 Waived Michaela Pavlickova

2003

- Jan. 28 Tammi Reiss named assistant coach
- April 4 Shell Dailey named assistant coach
- April 24 Selected LaQuanda Quick with the 12th overall pick in the 2003 WNBA Dispersal Draft
- April 25 Selected Coretta Brown in the first round (11th overall pick) in the 2003 WNBA Draft...selected Ke-Ke Tardy in the second round (25th overall pick) in the 2003 WNBA Draft...Selected Brooke Armistead in the third round (40th overall pick) in the 2003 WNBA Draft
- May 1 Signed free agents Allison Trapp and Tai Dillard... traded Natalie Williams and Coretta Brown to Indiana in exchange for Sylvia Crawley and Gwen Jackson
- May 8 Waived Brooke Armistead
- May 11 Waived Allison Trapp...Signed free agent Tausha Mills
- May 17 Waived LaNeisha Caufield, Ke-Ke Tardy, Elisa Aguilar and Andrea Gardner-Combs
- May 21 Waived Danielle Crockrom
- July 26 Candi Harvey and Tammi Reiss were relieved of their coaching duties...Shell Dailey named the interim Head Coach
- July 28 Dale Osbourne and Travis Mays named assistantcoaches
- Oct. 30 Dee Brown named head coach...Shell Dailey renamed assistant coach

2004

- Jan. 6 Selected LaToya with the third overall pick in the 2004 Dispersal Draft
- Jan. 20 Vonn Read named assistant coach; Travis Mays named head scout
- Jan. 28 Traded the fourth, 16th and 29th overall picks in the 2004 WNBA Draft to the Connecticut Sun in exchange for Shannon Johnson and the 21st and 34th overall picks in the 2004 WNBA Draft
- Feb. 2 Jennifer Azzi announced retirement
- Feb. 7 Signed free agent Jessie Hicks
- Feb. 9 Re-signed Adrienne Goodson
- Feb. 11 Signed free agent Jamie Redd
- Feb. 18 Signed free agent Agnieszka Bibrzycka
- March 5 Signed free agent Vanessa Nygaard
- April 16 Signed free agents Erin Batth, Juana Brown and Kym Hope
- April 17 Selected Cindy Dallas in the second round (21st overall pick) in the 2004 WNBA Draft...selected Toccara Williams in the third round (34th overall pick) in the 2004 WNBA Draft
- April 22 Signed free agent Mandisa Stevenson
- April 23 Sylvia Crawley announced retirement04/30 Waived Jamie Redd
- May 12 Waived Erin Batth, Juana Brown, Cindy Dallas and Kym Hope
- May 13 Waived LaTonya Johnson and Vanessa Nygaard
- July 19 Traded Gwen Jackson to Phoenix in exchange for Adrian Williams
- July 30 Head Coach Dee Brown resigned
- Aug. 10 Assistant Coach Shell Dailey named interim head coach...Dale Osbourne named assistant coach
- Aug. 11 Signed free agents Jocelyn Penn and Nevriye Yilmaz
- Sept. 17 Semeka Randall announced retirement

2005

- Jan. 4 Dan Hughes named head coach
- Feb. 17 Signed free agent Edna Campbell
- March 2 Brian Agler named assistant coach
- March 24 Sandy Brondello named assistant coach
- March 28 Signed free agent Dalma Ivanyi
- April 16 Acquired Katie Feenstra from the Connecticut Sun along with a first round pick in exchange for Margo Dydek
- May 18 Acquired Chantelle Anderson from the Sacramento Monarchs in exchange for first round pick in the 2006 WNBA Draft (previously acquired from Connecticut)
- May 20 Waived Keisha Anderson, Adrian Williams and Lindsey Yamasaki. Placed Chen Nan on suspended list.
- Aug. 25 Dan Hughes named general manager
- Nov. 16 Lost Bernadette Ngyosia to Chicago Sky in 2005 Expansion Draft

2006

- Feb. 8 Re-signed Marie Ferdinand
- Feb. 9 Signed free agent Vickie Johnson
- Feb. 10 Signed Agnieszka Bibrzycka and re-signed Dalma Ivanyi
- Feb. 28 Edna Campbell announced retirement
- March 13 Signed free agent Jae Kingi-Cross
- March 31 Clarissa Davis-Wrightsil announced resignation as Chief Operating Officer
- April 5 Selected Sophia Young (4th overall), Shanna Zolman (16th overall) and Khara Smith (30th overall) in the 2006 WNBA Draft
- May 3 Signed Sylvia Crawley
- May 20 Waived Sylvia Crawley

2007

- Jan. 8 Selected Helen Darling with fourth pick in the WNBA Dispersal Draft of the Charlotte Sting
- Feb. 21 Acquired Sandora Irvin from the Phoenix Mercury in exchange for second round pick in 2008 WNBA Draft
- Feb. 22 Acquired Ruth Riley from the Detroit Shock in exchange for Katie Feenstra and the option to exchange first round picks in 2008 WNBA Draft
- Feb. 28 Re-signed Marie Ferdinand-Harris
- March 6 Signed restricted free agent Erin Buescher
- April 4 Selected Jessica Davenport (2nd overall), Camille Little (17th overall) and Nare Diawara (30th overall) in the 2007 WNBA Draft. Traded Jessica Davenport and 2008 first-round draft pick to New York in exchange for Becky Hammon and 2008 second-round draft pick.
- July 20 Re-signed Chantelle Anderson

2008

- Feb. 6 Lost Chantelle Anderson to Atlanta Dream in 2007 Expansion Draft
- Feb. 21 Re-signed Vickie Johnson
- Feb. 25 Re-signed Helen Darling
- March 3 Picked up options on Sophia Young and Shanna Crossley
- March 11 Extended Becky Hammon contract to 2011... Signed Ruth Riley through 2009
- April 2 Signed Khara Smith, Brittany Wilkins, Hollie Merideth and Ambrosia Anderson to training camp contracts.
- April 9 Selected Chioma Nnamaka in the second round (21st overall) and Alex Anderson in the third round (39th overall) of the 2008 WNBA Draft. Traded Camille Little, Chioma Nnamaka and a 2009 first round draft pick to Atlanta in exchange for Ann Wauters, Morenike Atunrashe and a 2009 second round draft pick.
- April 11 Signed Nikita Bell to training camp contract.
- April 14 Signed Adrienne Ross, Joyce Ekworomadu and Katja Bavendam to training camp contracts.
- April 28 Waived Hollie Meredith and signed Edwige Lawson-Wade
- May 2 Waived Katja Bavendam and Nikita Bell.
- May 13 Waived Kendra Wecker.
- May 15 Waived Ambrosia Anderson, Alex Anderson, Joyce Edworomadu, Adrienne Ross, Khara Smith and Brittany Wilkins.
- May 17 Re-signed Adrienne Ross and Ambrosia Anderson
- May 21 Terminated Ambrosia Anderson's replacement contract
- May 23 Terminated Adrienne Ross' replacement contract
- Aug. 4 Signed Valeriya Berezhyńska to a seven-day contract
- Sept. 3 Signed Adrienne Ross to a seven-day contract
- Sept. 4 Signed Valeriya Berezhyńska to a seven-day contract
- Sept. 11 Signed Adrienne Ross and Brittany Wilkins



ALL-TIME TRANSACTIONS

2009

- Jan. 7 Signed Sophia Young to a three-year extension.
- Jan. 8 Re-signed free agent Vickie Johnson.
- Jan. 23 Signed Valeriya Berezhyńska to a training camp contract.
- March 16 Signed free agent Bernadette Ngoyisa.
- March 30 Signed free agent Belinda Snell.
- April 9 Selected Megan Frazee in the second round (14th overall), Sonja Petrovic in the second round (26th overall) and Candycy Bingham in the third round (39th overall) of the 2009 WNBA Draft.
- May 11 Signed Katie Feenstra Mattera as a free agent
- May 12 Waived Sandora Irvin
- May 18 Signed Amber Petillon to a training camp contract
- May 25 Waived Morenika Atunrase

2010

- Feb. 2 Re-signed free agent Ruth Riley
- Feb. 19 Acquired Roneeka Hodges in a sign-and-trade deal with Minnesota in exchanged for second round picks in the 2011 WNBA Draft
- Feb. 24 Signed Quianna Chaney to a training camp contract
- March 9 Signed Tasha Humphrey to a training camp contract
- March 10 Re-signed Shanna Crossley
- April 6 Signed Charel Allen, Deonna Davis and Krystal Vaughn to training camp contracts
- April 14 Traded Shanna Crossley to the Tulsa Shock for Crystal Kelly
- April 21 Signed Diana Delva, Brittany Jackson and Lacey Simpson to training camp contracts
- April 22 Re-signed Edwige Lawson-Wade
- April 28 Re-signed Belinda Snell
- April 29 Waived Brittany Jackson
- May 5 Waived Dee Davis and Diana Delva
- May 10 Waived guard Alexis Rack and forward Krystal Vaughn
- May 13 Waived guard Charel Allen, guard Quianna Chaney and forward Lacey Simpson
- May 14 Waived forward Alysha Clark, forward/center Laura Harper and center Tasha Humphrey
- May 21 Signed forward Chamique Holdsclaw ... Waived guard Belinda Snell
- June 9 Signed guard Allie Quigley ... Waived forward Crystal Kelly
- June 29 Waived forward Megan Frazee ... re-signed forward Crystal Kelly
- July 1 Waived forward Crystal Kelly and guard Allie Quigley
- July 4 Signed forward Crystal Kelly and guard Allie Quigley each to a seven-day contract
- July 13 Signed forward Crystal Kelly to a seven-day contract
- July 19 Signed forward Crystal Kelly to a seven-day contract
- July 27 Signed forward Crystal Kelly to contract for the remainder of the season
- Aug. 12 Signed forward Ashley Battle

2011

- Feb. 3 Signed Shanavia Dowdell and Ashley Walker to training camp contracts
- March 7 Signed Tully Bevilaqua
- March 17 Signed Kelly Mazzante
- April 11 Selected Danielle Robinson (6th overall), Danielle Adams (20th overall) and Porsha Phillips (30th overall) in the 2011 WNBA Draft.
- April 20 Traded Michelle Snow to Chicago for Jia Perkins





RECORD BOOK

CAREER RECORDS

GAMES PLAYED

Player	Years	GP
1. Margo Dydek	1998-04	224
2. Adrienne Goodson	1999-04	188
3. Marie Ferdinand	2001-07	180
4. LaTonya Johnson	1998-03	173
5. Sophia Young	2006-10	167
6. Helen Darling	2007-10	131
7. Vickie Johnson	2006-09	128
8. Becky Hammon	2007-10	124
9. Natalie Williams	1999-02	119
10. Jennifer Azzi	2000-03	113

FIELD GOALS MADE

Player	Years	FG
1. Sophia Young	2006-10	1010
2. Adrienne Goodson	1999-04	991
3. Margo Dydek	1998-04	905
4. Becky Hammon	2007-10	709
5. Natalie Williams	1999-02	654
6. Marie Ferdinand	2001-07	618
7. Wendy Palmer	1997-99, 2005	484
8. Vickie Johnson	2006-09	381
9. Jennifer Azzi	2000-03	298
10. LaToya Thomas	2004-05	296

3-POINT FIELD GOAL ATTEMPTS

Player	Years	3-FGA
1. Becky Hammon	2007-10	786
2. Shanna Crossley	2006-09	353
3. Jennifer Azzi	2000-03	287
Edwige Lawson-Wade	2008-10	287
5. Shannon Johnson	2004-06	257
6. LaTonya Johnson	1998-03	252
7. Marie Ferdinand	2001-07	247
8. Agnieszka Bibrzycka	2004, 06	241
9. Vickie Johnson	2006-09	213
10. Elena Baranova	1997-99	202

FREE THROW PERCENTAGE *(minimum 50 made)*

Player	Years	FT Pct.
1. Becky Hammon	2007-10	.931
2. Marie Ferdinand	2001-07	.887
3. Ruth Riley	2007-10	.875
4. Agnieszka Bibrzycka	2004, 06	.873
5. Edwige Lawson-Wade	2008-10	.857
6. Jennifer Azzi	2000-03	.851
7. LaToya Thomas	2004-05	.833
8. Vickie Johnson	2006-09	.828
9. Korie Hlede	1999-01	.809
10. Chamique Holdsclaw	2010	.806

GAMES STARTED

Player	Years	GS
1. Margo Dydek	1998-04	207
2. Adrienne Goodson	1999-04	182
3. Sophia Young	2006-10	167
4. Marie Ferdinand	2001-07	148
5. Vickie Johnson	2006-09	127
6. Becky Hammon	2007-10	123
7. Natalie Williams	1999-02	117
8. Jennifer Azzi	2000-03	113
9. Shannon Johnson	2004-06	95
10. Wendy Palmer	1997-99, 2005	82

FIELD GOALS ATTEMPTS

Player	Years	FGA
1. Adrienne Goodson	1999-04	2254
2. Sophia Young	2006-10	2164
3. Margo Dydek	1998-04	1986
4. Marie Ferdinand	2001-07	1735
5. Becky Hammon	2007-10	1647
6. Natalie Williams	1999-02	1346
7. Wendy Palmer	1997-99, 2005	1110
8. Vickie Johnson	2006-09	914
9. Shannon Johnson	2004-06	731
10. Elena Baranova	1997-99	698

3-POINT FIELD GOAL PERCENTAGE *(minimum 20 made)*

Player	Years	3-FG Pct.
1. Jennifer Azzi	2000-03	.446
2. Korie Hlede	1999-01	.418
3. Shanna Crossley	2006-09	.402
4. Dena Head	1997-98	.390
5. Becky Hammon	2007-10	.377
6. Elena Baranova	1997-99	.371
7. Edwige Lawson-Wade	2008-10	.370
8. Erin Perperoglou	2007-09	.364
9. Vickie Johnson	2006-09	.357
10. Chantel Tremiere	1998-99	.351

OFFENSIVE REBOUNDS

Player	Years	O. Reb
1. Natalie Williams	1999-02	487
2. Adrienne Goodson	1999-04	460
3. Sophia Young	2006-10	322
4. Margo Dydek	1998-04	264
5. Wendy Palmer	1997-99, 2005	222
6. Vickie Johnson	2006-09	168
7. Marie Ferdinand	2001-07	161
8. Elena Baranova	1997-99	142
9. Gwen Jackson	2003-04	106
10. LaToya Thomas	2004-05	93

MINUTES PLAYED

Player	Years	MP
1. Adrienne Goodson	1999-04	5989
2. Margo Dydek	1998-04	5801
3. Sophia Young	2006-10	5392
4. Marie Ferdinand	2001-07	5034
5. Becky Hammon	2007-10	4159
6. Natalie Williams	1999-02	4065
7. Jennifer Azzi	2000-03	4051
8. Vickie Johnson	2006-09	3480
9. Wendy Palmer	1997-99, 2005	3025
10. Shannon Johnson	2004-06	2933

FIELD GOAL PERCENTAGE *(minimum 50 made)*

Player	Years	FG Pct.
1. Michelle Snow	2010	.574
2. Ann Wauters	2008-09	.537
3. Chamique Holdsclaw	2010	.494
4. Chantelle Anderson	2005-07	.490
5. Natalie Williams	1999-02	.486
6. Katie Matterna	2005-06, 2010	.481
7. Sophia Young	2006-10	.467
8. LaToya Thomas	2004-05	.466
9. Jessie Hicks	1997-04	.466
10. Amy Herrig	2000-02	.462

FREE THROWS

Player	Years	FT
1. Margo Dydek	1998-04	628
2. Sophia Young	2006-10	611
3. Marie Ferdinand	2001-07	572
4. Adrienne Goodson	1999-04	535
5. Natalie Williams	1999-02	521
6. Becky Hammon	2007-10	483
7. Wendy Palmer	1997-99, 2005	294
8. Shannon Johnson	2004-06	273
9. Jennifer Azzi	2000-03	262
10. LaToya Thomas	2004-05	184

DEFENSIVE REBOUNDS

Player	Years	D. Reb
1. Margo Dydek	1998-04	1266
2. Sophia Young	2006-10	707
3. Natalie Williams	1999-02	699
4. Adrienne Goodson	1999-04	595
5. Wendy Palmer	1997-99, 2005	465
6. Vickie Johnson	2006-09	420
7. Marie Ferdinand	2001-07	410
8. Ruth Riley	2007-10	354
9. Elena Baranova	1997-99	349
10. Becky Hammon	2007-10	302

MINUTES PER GAME

Player	Years	GP	M/G
1. Jennifer Azzi	2000-03	113	35.8
2. Natalie Williams	1999-02	119	34.2
3. Becky Hammon	2007-10	124	33.5
4. Sophia Young	2006-10	167	32.3
5. Adrienne Goodson	1999-04	188	31.9
6. Debbie Black	1999	32	31.7
7. Shannon Johnson	2004-06	97	30.2
8. Ann Wauters	2008-09	49	29.4
9. Chamique Holdsclaw	2010	29	29.0
10. Elena Baranova	1997-99	77	28.0

3-POINT FIELD GOALS MADE

Player	Years	3-FG
1. Becky Hammon	2007-10	296
2. Shanna Crossley	2006-09	142
3. Jennifer Azzi	2000-03	128
4. Edwige Lawson-Wade	2008-10	106
5. Shannon Johnson	2004-06	87
6. Agnieszka Bibrzycka	2004, 06	81
7. Vickie Johnson	2006-09	79
8. Elena Baranova	1997-99	75
9. LaTonya Johnson	1998-03	71
10. Marie Ferdinand	2001-07	68

FREE THROW ATTEMPTS

Player	Years	FTA
1. Sophia Young	2006-10	819
2. Margo Dydek	1998-04	795
3. Adrienne Goodson	1999-04	713
4. Natalie Williams	1999-02	684
5. Marie Ferdinand	2001-07	645
6. Becky Hammon	2007-10	519
7. Wendy Palmer	1997-99, 2005	435
8. Shannon Johnson	2004-06	340
9. Jennifer Azzi	2000-03	308
10. LaToya Thomas	2004-05	221



CAREER RECORDS

TOTAL REBOUNDS

Player	Years	Reb
1. Margo Dydek	1998-04	1530
2. Natalie Williams	1999-02	1156
3. Adrienne Goodson	1999-04	1055
4. Sophia Young	2006-10	1027
5. Wendy Palmer	1997-99, 2005	687
6. Vickie Johnson	2006-09	588
7. Marie Ferdinand	2001-07	571
8. Elena Baranova	1997-99	491
9. Ruth Riley	2007-10	441
10. Becky Hammon	2007-10	364

REBOUNDS PER GAME
(minimum 50 games)

Player	Years	GP	R/G
1. Natalie Williams	1999-02	119	9.7
2. Margo Dydek	1998-04	224	6.8
3. Ann Wauters	2008-09	49	6.8
4. Elena Baranova	1997-99	77	6.4
5. Wendy Palmer	1997-99, 05	110	6.2
Michelle Snow	2010	34	6.2
Sophia Young	2006-10	167	6.2
8. Adrienne Goodson	1999-04	188	5.6
9. Gwen Jackson	2003-04	47	5.5
10. Chamique Holdscraw	2010	29	5.3

ASSISTS

Player	Years	Assists
1. Becky Hammon	2007-10	629
2. Jennifer Azzi	2000-03	532
3. Vickie Johnson	2006-09	418
4. Margo Dydek	1998-04	416
5. Adrienne Goodson	1999-04	412
6. Shannon Johnson	2004-06	411
7. Marie Ferdinand	2001-07	385
8. Sophia Young	2006-10	311
9. Helen Darling	2007-10	304
10. Edwige Lawson-Wade	2008-10	194

ASSISTS PER GAME
(minimum 50 games)

Player	Years	GP	A/G
1. Becky Hammon	2007-10	124	5.1
2. Jennifer Azzi	2000-03	113	4.7
3. Shannon Johnson	2004-06	97	4.2
4. Vickie Johnson	2006-09	128	3.3
5. Tammi Reiss	1997-98	50	2.7
6. Korie Hlede	1999-01	69	2.4
7. Helen Darling	2007-10	131	2.3
8. Elena Baranova	1997-99	77	2.3
9. Adrienne Goodson	1999-04	188	2.2
10. Marie Ferdinand	2001-07	180	2.1

PERSONAL FOULS

Player	Years	PF
1. Margo Dydek	1998-04	742
2. Natalie Williams	1999-02	482
3. Adrienne Goodson	1999-04	472
4. Sophia Young	2006-10	412
5. Marie Ferdinand	2001-07	406
6. Ruth Riley	2007-10	344
7. Jennifer Azzi	2000-03	332
8. Wendy Palmer	1997-99, 2005	292
9. Helen Darling	2007-10	281
10. LaTonya Johnson	1998-03	265

STEALS

Player	Years	Steals
1. Sophia Young	2006-10	257
2. Marie Ferdinand	2001-07	246
3. Adrienne Goodson	1999-04	192
4. Shannon Johnson	2004-06	154
5. Natalie Williams	1999-02	152
6. Becky Hammon	2007-10	151
7. Margo Dydek	1998-04	134
8. Helen Darling	2007-10	128
9. Vickie Johnson	2006-09	104
10. Erin Perperoglou	2007-09	95

TURNOVERS

Player	Years	Steals
1. Margo Dydek	1998-04	611
2. Adrienne Goodson	1999-04	508
3. Becky Hammon	2007-10	437
4. Marie Ferdinand	2001-07	379
5. Sophia Young	2006-10	295
6. Natalie Williams	1999-02	289
7. Shannon Johnson	2004-06	287
8. Jennifer Azzi	2000-03	225
9. Wendy Palmer	1997-99, 2005	201
10. Vickie Johnson	2006-09	183

BLOCKS

Player	Years	Blocks
1. Margo Dydek	1998-04	655
2. Ruth Riley	2007-10	158
3. Elena Baranova	1997-99	116
4. Sophia Young	2006-10	67
5. Natalie Williams	1999-02	66
6. Katie Matterna	2005-06, 2009	52
7. Erin Perperoglou	2007-09	45
8. Ann Wauters	2008-09	44
9. Sylvia Crawley	2003	40
10. Jennifer Azzi	2000-03	38

POINTS

Player	Years	Points
1. Sophia Young	2006-10	2658
2. Adrienne Goodson	1999-04	2563
3. Margo Dydek	1998-04	2457
4. Becky Hammon	2007-10	2197
5. Marie Ferdinand	2001-07	2076
6. Natalie Williams	1999-02	1837
7. Wendy Palmer	1997-99, 2005	1313
8. Vickie Johnson	2006-09	997
9. Jennifer Azzi	2000-03	986
10. Shannon Johnson	2004-06	922

POINTS PER GAME

Player	Years	Points
1. Becky Hammon	2007-10	17.7
2. Sophia Young	2006-10	15.9
3. Natalie Williams	1999-02	15.4
4. Ann Wauters	2008-09	14.1
5. Adrienne Goodson	1999-04	13.6
6. Chamique Holdscraw	2010	13.6
7. Wendy Palmer	1997-99, 2005	11.9
8. Marie Ferdinand	2001-07	11.5
9. Margo Dydek	1998-04	11.0
LaToya Thomas	2004-05	11.0

Guard Becky Hammon owns six Silver Stars franchise career records, including 3-point field goals made, free throw percentage, assists, assists per game and points per game.

Forward Sophia Young holds four franchise career records including field goals, steals and points. Young was the fastest player in franchise history to score 2,000 points, doing so in only 125 career games.

INDIVIDUAL RECORDS

SCORING

Most Points Scored

Game.....38, Becky Hammon at Sacramento (OT) (7/30/09)
 Half.....28, Becky Hammon vs. Detroit (OT) (2nd) (8/29/09)
 Quarter.....16, Sophia Young vs. Detroit (7/31/07)
 Overtime.....12, Becky Hammon vs. Detroit (8/29/09)
 Season.....604, Becky Hammon (2009)

Scoring Average

Season.....19.5, Becky Hammon (2009)

FIELD GOALS

Most Field Goals Made

Game.....14, Wendy Palmer vs. Charlotte (7/8/98)
 Half.....10, Wendy Palmer vs. Los Angeles (1st) (8/16/97)
 Quarter.....6, Vickie Johnson vs. Phoenix (1st) (7/28/06)
 Season.....219, Sophia Young (2009)

Most Field Goals Attempted

Game.....31, Wendy Palmer vs. Los Angeles (8/16/97)
 Half.....20, Wendy Palmer vs. Los Angeles (1st) (8/16/97)
 Quarter.....9, Vickie Johnson vs. Phoenix (1st) (7/28/06)
 Season.....448, Sophia Young (2007)

Field Goal Percentage

Game.....1.000 (9-9), Ann Wauters at Sacramento (9/13/08)
 Season......574 (144-251), Michelle Snow (2010)

3-POINT FIELD GOALS

3-Point Field Goals Made

Game.....7, Shanna Crossley vs. Phoenix (8/2/07)
 Half.....4, Shanna Crossley vs. Phoenix (2nd) (8/12/06)
 Quarter.....3, Shannon Johnson vs. Phoenix (3rd) (8/12/06)
 Season.....77, Becky Hammon (2008)

3-Point Field Goals Attempted

Game.....15, Shanna Crossley at Minnesota (8/19/07)
 Half.....8, Elena Baranova at Sacramento (2nd) (8/8/97)
 Quarter.....4, Becky Hammon at Sacramento (3rd) (8/15/07)
 Season.....220, Becky Hammon (2008)

3-Point Field Goal Percentage

Game (min. 3 att.).....1.000, Edwige Lawson-Wade vs. Los Angeles (9/5/08)
 Season......514 (38-74), Jennifer Azzi (2001)

FREE THROWS

Free Throws Made

Game.....14, Becky Hammon vs. New York (7/8/08)
 Half.....11, Adrienne Goodson vs. Portland (2nd) (6/25/02)
 Quarter.....6, Shannon Johnson at Minnesota (3rd) (7/9/06)
 Season.....182, Natalie Williams (2000)

Free Throws Attempted

Game.....18, Wendy Palmer vs. Los Angeles (6/23/97)
 Half.....14, Natalie Williams vs. Los Angeles (2nd) (8/9/00)
 Quarter.....9, Chantelle Anderson vs. New York (4th) (6/10/06)
 Season.....228, Natalie Williams (2000)

Free Throw Percentage

Game.....1.000 (10-10), Sophia Young vs. Los Angeles (8/4/07)
 Season......960 (97-101), Becky Hammon (2010)

REBOUNDS

Most Total Rebounds

Game.....20, Natalie Williams at Sacramento (6/22/02)
 Half.....13, Katie Feenstra vs. Charlotte (1st) (8/1/06)
 Quarter.....7, Sophia Young vs. Sacramento (1st) (8/3/06)
 Season.....336, Natalie Williams (2000)

Most Offensive Rebounds

Game.....10, Gwen Jackson vs. Charlotte (6/14/03)
 Half.....7, Natalie Williams vs. Portland (1st) (7/12/00)
 Quarter.....4, Katie Feenstra vs. Charlotte (1st) (8/1/06)
 Season.....132, Natalie Williams (2000)

Most Defensive Rebounds

Game.....15, Margo Dydek vs. Phoenix (7/26/02)
 Half.....10, Natalie Williams vs. Houston (1st) (7/17/02)
 Quarter.....6, Sophia Young vs. Chicago (2nd) (7/1/06)
 Season.....214, Margo Dydek (2001)

ASSISTS

Most Assists

Game.....13, Shannon Johnson at Sacramento (8/18/05)
 Half.....8, Shannon Johnson vs. Sacramento (2nd) (8/18/05)
 Quarter.....7, Shannon Johnson at Los Angeles (3rd) (7/3/06)
 Season.....172, Becky Hammon (2010)

STEALS

Most Steals

Game.....8, Shannon Johnson at Los Angeles (7/3/06)
 Half.....6, Debbie Black at Phoenix (2nd) (7/27/99)
 Quarter.....4, Shannon Johnson at Los Angeles (3rd) (7/3/06)
 Season.....77, Debbie Black (1999)

BLOCKS

Most Blocks

Game.....10, Margo Dydek vs. Orlando (6/7/01)
 Half.....6, Margo Dydek vs. Houston (2nd) (8/1/03)
 Quarter.....3, LaToya Thomas vs. Minnesota (4th) (6/9/06)
 Season.....114, Margo Dydek (1998)

TURNOVERS

Most Turnovers

Game.....9, Becky Hammon vs. Minnesota (6/26/11)
 Half.....6, Adrienne Goodson vs. Los Angeles (1st) (6/26/03)
 Quarter.....3, Vickie Johnson vs. Phoenix (1st) (8/12/06)
 Season.....114, Becky Hammon (2007)

PERSONAL FOULS

Most Fouls

Season.....128, Natalie Williams (2001)

MINUTES

Most Minutes

Game.....46, Adrienne Goodson vs. Detroit (2OT) (7/6/99)
 Season.....1,205, Jennifer Azzi (2001)



TEAM RECORDS

SCORING

Most Points Scored

Game.....	106, vs. Phoenix (8/15/09)
Overtime Game.....	104, vs. Detroit (2 OT) (7/6/99)
First Quarter.....	32, vs. Minnesota (6/16/06)
Second Quarter.....	31, vs. Phoenix (8/15/09)
First Half.....	61, vs. Phoenix (8/15/09)
Third Quarter.....	35, vs. Phoenix (5/31/07)
Fourth Quarter.....	30, at Atlanta (8/20/09)
Second Half.....	60, vs. Sacramento (6/26/00)
Overtime.....	21, vs. Detroit (8/29/09)
Season (32 games).....	2418, 75.6 ppg (2002)
Season (34 games).....	2615, 76.9 ppg (2009)
Largest margin of victory.....	31, vs. Minnesota (7/5/02)
Largest lead at halftime.....	26, vs. Indiana (7/23/09)
Largest halftime deficit overcome.....	18, at Phoenix (8/20/99)

FIELD GOALS

Most Field Goals Made

Game.....	40, vs. Detroit (2 OT) (7/6/99)
.....	37, vs. Phoenix (7/28/06)
Half.....	21, at Seattle (1st) (7/1/00)
Season (34 games).....	936, 27.5 per game (2009)

Most Field Goals Attempted

Game.....	87, vs. Detroit (2 OT) (7/6/99)
Half.....	47, at Sacramento (1st) (6/24/99)
Season (34 games).....	2,176, 64.0 per game (2007)

Field Goal Percentage

Game.....	.614 (35-57), vs. Phoenix (7/14/00)
Half.....	.667 (16-24), vs. Los Angeles (2nd) (8/9/03)
Season (32 games).....	.453 (858-1,896) (2000)

3-POINT FIELD GOALS

3-Point Field Goals Made

Game.....	13, vs. Los Angeles (9/5/09)
Half.....	8, vs. Sacramento (7/20/07)
Season (34 games).....	256, 7.5 per game (2009)

3-Point Field Goals Attempted

Game.....	33, at Minnesota (8/9/09)
Half.....	17, vs. Phoenix (8/2/07)
Season (34 games).....	739, 21.7 per game (2009)

3-Point Field Goal Percentage

Game.....	1.000 (2-2), vs. Charlotte (6/8/02)
Half.....	1.000 (4-4) vs. Portland (2nd) (8/7/00)
Season.....	.366 (207-566) (2007)

FREE THROWS

Free Throws Made

Game.....	42, vs. Los Angeles (6/23/97)
Half.....	28, vs. Los Angeles (2nd) (6/23/97)
Season (32 games).....	643, 20.1 per game (2002)

Free Throws Attempted

Game.....	56, vs. Los Angeles (6/23/97)
Half.....	33, vs. Los Angeles (2nd) (6/23/97)
Season (32 games).....	844, 26.4 per game (2002)

Free Throw Percentage

Game.....	1.000, vs. Sacramento (12-12) (7/20/07)
Half.....	1.000, Several times
Season (34 games).....	.808 (561-694) (2008)

REBOUNDS

Most Total Rebounds

Game.....	56, vs. Minnesota (6/16/06)
Half.....	27, vs. Orlando (1st) (6/7/01)
Season (34 games).....	1168, 34.4 per game (2006)

Most Offensive Rebounds

Game.....	20, vs. Phoenix (8/12/06)
Half.....	14, vs. Seattle (2nd) (6/9/01)
Season (28 games).....	339, 12.1 per game (1997)

Most Defensive Rebounds

Game.....	40, vs. Minnesota (6/16/06)
Half.....	22, vs. Detroit (1st) (7/1/03)
Season (34 games).....	847, 24.9 per game (2008)

ASSISTS

Most Assists

Game.....	30, vs. Los Angeles (9/5/09)
Half.....	16, at Seattle (1st) (7/1/00)
Season (34 games).....	601, 17.7 per game (2008)

STEALS

Most Steals

Game.....	18, at Atlanta (6/18/08)
Half.....	10, vs. Cleveland (2nd) (7/2/99)
Season (28 games).....	252, 9.0 per game (1997)

BLOCKS

Most Blocks

Game.....	12, vs. Sacramento (7/3/08)
Half.....	8, at Indiana (2nd)
Season (30 games).....	170, 5.7 per game (1998)

TURNOVERS

Most Turnovers

Game.....	33, at Phoenix (OT) (8/17/97)
.....	33, at New York (7/17/97)
Half.....	19, at Seattle (1st) (6/18/00)
Season (30 games).....	543, 18.1 per game (1998)

PERSONAL FOULS

Most Fouls

Game.....	36, at Phoenix (8/22/03)
Half.....	23, at Phoenix (8/22/03)
Season (32 games).....	740, 23.1 per game (1999)

WINS

Most Consecutive Wins.....	8, (7/24/01-8/7/01)
Most Consecutive Home Wins.....	7, (7/24/08-6/26/09)
Most Consecutive Road Wins.....	5, (5/21/06-6/17/06)
Most Wins in a Season.....	24, (2008)
Most Home Wins in a Season.....	15, (2008)
Most Road Wins in a Season.....	11, (2007)



INDIVIDUAL PLAYOFF RECORDS

SCORING

Most Points Scored

Game..... 35, Becky Hammon vs. Los Angeles (9/28/08)
 Half..... 25, Becky Hammon (2nd) vs. Phoenix (8/30/07)
 Quarter 12, Shanna Crossley (1st) at Phoenix (9/1/07)
 Overtime..... 8, Margo Dydek (2 OT) at Houston (8/18/02)

FIELD GOALS

Most Field Goals Made

Game..... 12, Becky Hammon vs. Phoenix (8/30/07)
 Half..... 9, Becky Hammon vs. Phoenix (2nd) (8/30/07)

Most Field Goals Attempted

Game..... 28, Becky Hammon vs. Phoenix (8/30/07)
 Half..... 18, Becky Hammon vs. Phoenix (2nd) (8/30/07)
 Quarter 8, Becky Hammon vs. Phoenix (4th) (8/30/07)

Field Goal Percentage

Game..... .700, Marie Ferdinand vs. Sacramento (7-10) (8/25/07)

3-POINT FIELD GOALS

3-Point Field Goals Made

Game..... 7, Becky Hammon vs. Phoenix (8/30/07)
 Half..... 6, Becky Hammon vs. Phoenix (2nd) (8/30/07)
 Quarter 4, Becky Hammon vs. Phoenix (4th) (8/30/07)

3-Point Field Goals Attempted

Game..... 16, Becky Hammon vs. Phoenix (8/30/07)
 Half..... 10, Becky Hammon vs. Phoenix (2nd) (8/30/07)
 Quarter 6, Becky Hammon vs. Phoenix (4th) (8/30/07)

3-Point Field Goal Percentage

Game..... 1.000, Becky Hammon vs. Sacramento (4-4) (8/25/07)

FREE THROWS

Free Throws Made

Game..... 11, Marie Ferdinand at Sacramento (8/19/01)
 Half..... 8, Natalie Williams at Houston (2nd) (8/20/02)
 Quarter 4, Sophia Young at Sacramento (4th) (8/23/07)

Free Throws Attempted

Game..... 14, Natalie Williams at Houston (2 OT) (8/18/02)
 Half..... 12, Natalie Williams at Houston (2nd) (8/18/02)
 Quarter 4, Camille Little vs. Phoenix (4th) (8/30/07)

Free Throw Percentage

Game..... 1.000 (5-5), Sophia Young at Phoenix (9/1/07)

REBOUNDS

Most Total Rebounds

Game..... 18, Sophia Young vs. Phoenix (8/30/07)
 Half..... 12, Sophia Young vs. Phoenix (1st) (8/30/07)
 Quarter 7, Sophia Young vs. Phoenix (2nd) (8/30/07)

Most Offensive Rebounds

Game..... 8, Sophia Young vs. Phoenix (8/30/07)
 Half..... 7, Sophia Young vs. Phoenix (1st) (8/30/07)
 Quarter 4, Sophia Young vs. Phoenix (2nd) (8/30/07)

Most Defensive Rebounds

Game..... 13, Margo Dydek vs. Houston (8/16/02)
 Half..... 7, Margo Dydek at Houston (2 OT) (1st) (8/18/02)
 Quarter 4, Helen Darling vs. Sacramento (2nd) (8/27/07)

ASSISTS

Most Assists

Game..... 12, Jennifer Azzi at Los Angeles (8/24/02)
 Half..... 7, Jennifer Azzi at Los Angeles (2nd) (8/24/02)
 Quarter 5, Vickie Johnson vs. Sacramento (2nd) (8/25/07)

STEALS

Most Steals

Game..... 5, Marie Ferdinand vs. Sacramento (8/25/07)
 Half..... 3, Marie Ferdinand vs. Sacramento (2nd) (8/25/07)
 Quarter 2, Vickie Johnson vs. Phoenix (1st) (8/30/07)

BLOCKS

Most Blocks

Game..... 5, Ruth Riley at Sacramento (8/23/07)
 Half..... 4, Ruth Riley at Sacramento (1st) (8/23/07)
 Quarter 3, Ruth Riley at Sacramento (2nd) (8/23/07)



TEAM PLAYOFF RECORDS

SCORING

Most Points Scored

Game.....	100, vs. Phoenix (8/30/07)
Overtime Game.....	77, at Houston (2 OT) (8/18/02)
First Half.....	47, vs. Phoenix (8/30/07)
Second Half.....	53, vs. Phoenix (8/30/07)
Quarter.....	31, vs. Phoenix (4th) (8/30/07)
Overtime.....	8, at Houston (2 OT) (1st OT) (8/18/02)

FIELD GOALS

Most Field Goals Made

Game.....	35, at Phoenix (9/1/07)
Half.....	19, at Los Angeles (2nd) (8/24/02)
Quarter.....	10, at Phoenix (1st) (9/1/07)

Most Field Goals Attempted

Game.....	79, vs. Phoenix (8/30/07)
Half.....	44, at Phoenix (1st) (9/1/07)
Quarter.....	23, at Phoenix (2nd) (9/1/07)

Field Goal Percentage

Game.....	.524 (33-63), vs. Sacramento (8/25/07)
Half.....	.630 (17-27), at Houston (1st) (8/16/02)
Quarter.....	.750 (9-12), vs. Sacramento (4th) (8/25/07)

3-POINT FIELD GOALS

3-Point Field Goals Made

Game.....	12, at Phoenix (9/1/07)
Half.....	8, at Phoenix (1st) (9/1/07)
Quarter.....	6, at Phoenix (1st) (9/1/07)

3-Point Field Goals Attempted

Game.....	31, vs. Phoenix (8/30/07)
Half.....	19, at Phoenix (1st) (9/1/07)
Quarter.....	11, at Phoenix (1st) (9/1/07)

3-Point Field Goal Percentage

Game.....	.588 (10-17), vs. Sacramento (8/27/07)
Half.....	.667 (4-6), vs. Sacramento (8/25/07)
Quarter.....	1.000 (2-2) vs. Sacramento (2nd) (8/25/07)

FREE THROWS

Free Throws Made

Game.....	23, at Houston (2 OT) (8/18/02)
Half.....	15, at Houston (2 OT) (2nd) (8/18/02)

Free Throws Attempted

Game.....	33, at Houston (2 OT) (8/18/02)
Half.....	21, at Houston (2 OT) (8/18/02)
Quarter.....	10, vs. Phoenix (4th) (8/30/07)

Free Throw Percentage

Game.....	.909, at Phoenix (9/1/07)
Half.....	1.000 (3-3), at Phoenix (1st) (9/1/07)
Quarter.....	1.000 (6-6), at Phoenix (4th) (9/1/07)

REBOUNDS

Most Total Rebounds

Game.....	40, at Phoenix (9/1/07)
Half.....	22, at Phoenix (1st) (9/1/07)
Quarter.....	16, vs. Sacramento (2nd) (8/25/07)

Most Offensive Rebounds

Game.....	14, at Phoenix (9/1/07)
Half.....	9, vs. Phoenix (1st) (8/30/07)
Quarter.....	6, at Phoenix (1st) (9/1/07)

Most Defensive Rebounds

Game.....	31, vs. Houston (8/16/02)
Half.....	16, at Phoenix (1st) (9/1/07)
Quarter.....	10, vs. Sacramento (2nd) (8/25/07)

ASSISTS

Most Assists

Game.....	25, vs. Phoenix (8/30/07)
Half.....	13, vs. Phoenix (1st) (8/30/07)
Quarter.....	8, at Phoenix (1st) (9/1/07)

STEALS

Most Steals

Game.....	14, at Houston (2 OT) (8/18/02)
Half.....	8, vs. Sacramento (2nd) (8/27/07)
Quarter.....	6, vs. Sacramento (3rd) (8/27/07)

BLOCKS

Most Blocks

Game.....	9, vs. Los Angeles (8/22/02)
Half.....	6, vs. Los Angeles (1st) (8/22/02)
Quarter.....	4, vs. Sacramento (4th) (8/27/07)



ALL-TIME PLAYOFF RESULTS

2001

Western Conference Semifinals vs. Sacramento

Date	Score	Site	Scoring Leader	Rebounding Leader	Opp. Scoring Leader	Opp. Reb. Leader	Att.
8/17	L, 65-89	H	Williams-17	Williams-12	Griffith-28	Griffith-12	9,362
8/19	L, 66-71	A	Goodson-18	Goodson-10	Griffith-30	Griffith-14	7,264

2002

Western Conference Semifinals vs. Houston

Date	Score	Site	Scoring Leader	Rebounding Leader	Opp. Scoring Leader	Opp. Reb. Leader	Att.
8/16	W, 66-59	H	Goodson-20	Dydek-13	Swoopes-17	Swoopes-10	6,693
8/18	L, 77-83 (2OT)	A	Ferdinand-22	Dydek-12	Swoopes-28	Thompson-14	9,241
8/20	W, 75-72	A	Williams-25	Dydek-9	Swoopes-28	Snow-8	9,540

Western Conference Finals vs. Los Angeles

Date	Score	Site	Scoring Leader	Rebounding Leader	Opp. Scoring Leader	Opp. Reb. Leader	Att.
8/22	L, 67-75	H	Williams-14	Williams-11	Milton-17	Leslie-8	14,823
8/24	L, 77-103	A	Two Players-16	Goodson-8	Leslie-25	Mabika-9	10,139

2007

Western Conference Semifinals vs. Sacramento

Date	Score	Site	Scoring Leader	Rebounding Leader	Opp. Scoring Leader	Opp. Reb. Leader	Att.
8/23	L, 65-86	A	Young-20	Young-8	Powell-22	Griffith-9	10,100
8/25	W, 86-61	H	Hammon-20	Johnson-9	Brunson-18	Brunson-8	5,735
8/27	W, 80-78	H	Young-26	Two Players-7	Powell-20	Brunson-8	7,126

Western Conference Finals vs. Phoenix

Date	Score	Site	Scoring Leader	Rebounding Leader	Opp. Scoring Leader	Opp. Reb. Leader	Att.
8/30	L, 100-102	H	Hammon-32	Young-18	Pondexter-26	Taylor-14	14,592
9/1	L, 92-98	A	Crossley-20	Young, Riley-10	Pondexter-33	Smith-12	8,106

2008

Western Conference Semifinals vs. Sacramento

Date	Score	Site	Scoring Leader	Rebounding Leader	Opp. Scoring Leader	Opp. Reb. Leader	Att.
9/18	W, 85-78	A	Hammon-30	Young-8	Penicheiro-19		7,740
9/20	L, 67-84	H	Hammon-14	Young-7	Kelly-19	Lawson-7	7,807
9/22	W, 86-81 (OT)	H	Young-27	Wauters-12	Powell-21	Four Players-7	4,247

Western Conference Finals vs. Los Angeles

Date	Score	Site	Scoring Leader	Rebounding Leader	Opp. Scoring Leader	Opp. Reb. Leader	Att.
9/25	L, 70-85	A	Wauters-18	Two Players-4	Leslie-22	Parker-12	7,102
9/27	W, 67-66	H	Young-21	Young-11	Parker-19	Parker-17	7,715
9/28	W, 76-72	H	Hammon-35	Hammon-7	Two Players-16	Milton-Jones-10	7,111

Finals vs. Detroit

Date	Score	Site	Scoring Leader	Rebounding Leader	Opp. Scoring Leader	Opp. Reb. Leader	Att.
10/1	L, 69-77	H	Young-21	Young-9	K. Smith-25	K. Smith-9	9,380
10/3	L, 61-69	H	Hammon-24	Two Players-6	K. Smith-22	Nolan-7	16,012
10/5	L, 60-76	A	Wauters-19	Wauters-9	K. Smith-18	Two Players-9	8,952

2009

Western Conference Semifinals vs. Sacramento

Date	Score	Site	Scoring Leader	Rebounding Leader	Opp. Scoring Leader	Opp. Reb. Leader	Att.
9/17	W, 92-91	H	Young-24	Wauters-11	Taylor-18	Taurasi-7	5,721
9/19	L, 78-106	A	Young-19	Wauters-5	Taurasi-24	Bonner-13	7,267
9/21	L, 92-100	A	Hammon-29	Young-8	Taurasi-30	T. Smith-8	6,896

2010

Western Conference Semifinals vs. Phoenix

Date	Score	Site	Scoring Leader	Rebounding Leader	Opp. Scoring Leader	Opp. Reb. Leader	Att.
8/26	L, 93-206	A	Hammon-19	Young-9	Dupree-32	Dupree-8	8,927
8/28	L, 73-92	H	Hammon-21	Young-9	Taurasi-23	Dupree-11	7,638

The 2008 Silver Stars advanced to the WNBA Finals for the first time in franchise history after winning the Western Conference Championship with a 2-1 series victory against Los Angeles.





OPPONENTS



QUICK FACTS
Home Court: Phillips Arena (10,160)
TV: FOX Sports South and SportSouth
Web: www.AtlantaDream.net
2010 Record: 19-15
2010 Finish: 4th in the East

OFFICE
 225 Peachtree Street NE, Suite 2400
 Atlanta, GA 30303
Phone: 877-977-7729
Fax: 678-510-7489

TEAM DIRECTORY
OwnershipDream Too LLC
President and COOToby Wyman
Head Coach/GM Marynell Meadors
Assistant Coach Carol Ross
Assistant Coach Fred Williams
Director of Basketball Operations
 Sue Panek
Athletic Trainer Kim Moseley

PUBLIC RELATIONS CONTACTS
Sprague Paynter
 Director of Community and Public Relations
 sprague.paynter@atlantadream.net
 678-510-7396

Tonya Alleyne
 Director of Broadcasting and New Media
 tonya.alleyne@atlantadream.net
 678-510-7397

ALL-TIME SERIES
Overall Record: 2-4
Home: 1-2 **Away:** 1-2 **OT:** 1-0
Current Streak: Lost 4
Current Home Streak: Lost 2
Current Away Streak: Lost 2
Last Home Win: 7/11/08 (82-74)
Last Away Win: 6/18/08 (81-66)
Last Home Loss: 5/15/10 (70-75)
Last Road Loss: 6/13/10 (83-90)
Largest Win: 15, 6/18/08 at ATL (81-66)
Largest Loss: 8, 8/6/09 vs. ATL (84-92)



QUICK FACTS
Home Court: Allstate Arena (7,000)
TV: CN 100
Web: www.ChicagoSky.net
2010 Record: 14-20
2010 Finish: 6th in the East

OFFICE
 20 W. Kinzie St., Suite 1200
 Chicago, IL 60654
Phone: 312-828-9550
Fax: 312-828-9979

TEAM DIRECTORY
Principal Owner Michael Alter
Chairman/Minority Owner Margaret Stender
President/CEO Adam Fox
Head Coach/GM Pokey Chatman
CFO Rommel Famatid
VP of Operations Michelle Henstock
Assistant Coach Jeff House
Assistant Coach Christie Sides
Head Athletic Trainer Michelle Kania
Director of Basketball Ops./Strength & Conditioning Ann Crosby

PUBLIC RELATIONS CONTACTS
Will Steinberg
 Director of Media Relations
 wsteinberg@chicagosky.net
 312-994-5984

ALL-TIME SERIES
Overall Record: 5-5
Home: 3-2 **Away:** 2-3 **OT:** 1-0
Current Streak: Lost 3
Current Home Streak: Lost 1
Current Away Streak: Lost 2
Last Home Win: 7/3/09 (85-72)
Last Away Win: 7/10/08 (75-67)
Last Home Loss: 7/24/10 (72-75)
Last Road Loss: 7/14/10 (61-88)
Largest Win: 12, 7/1/06 vs. CHI (69-57)
Largest Loss: 27, 7/14/10 at CHI (61-88)



QUICK FACTS
Home Court: Mohegan Sun Arena (9,518)
TV: TBD
Web: www.ConnecticutSun.com
2010 Record: 17-17
2010 Finish: 5th in the East

OFFICE
 One Mohegan Sun Blvd.
 Uncasville, CT 06382
Phone: 860-862-4000
Fax: 860-862-4010

TEAM DIRECTORY
Principal Owner The Mohegan Tribe
CEO/Governor Mitchell Etes
COO/Alt. Governor Jeffrey Hartmann
Vice President/GM Christopher Sienko
Head Coach Mike Thibault
Assistant Coach Scott Hawk
Assistant Coach Bernadette Mattox
Head Athletic Trainer Jeremy Norman
Strength & Conditioning Joanna Hopkins
Video Coordinator Jon Whitkin
Dir. of Business Ops. Dave Martinelli

PUBLIC RELATIONS CONTACTS
Bill Tavares
 Media Relations Manager
 btavares@connecticutsun.com
 860-862-4073

Jen Hildebrand
 Publicist
 jhildebrand@connecticutsun.com
 860-862-4087

ALL-TIME SERIES
Overall Record: 9-12
Home: 6-5 **Away:** 3-7 **OT:** 1-0
Current Streak: Won 1
Current Home Streak: Won 1
Current Away Streak: Lost 2
Last Home Win: 7/6/10 (79-66)
Last Away Win: 9/7/08 (85-73)
Last Home Loss: 7/17/09 (64-72)
Last Road Loss: 6/6/10 (68-81)
Largest Win: 13, Two Times
Largest Loss: 19, 6/1/03 vs. CON (64-83)



QUICK FACTS
Home Court: Conseco Fieldhouse (9,643)
TV: FOX Sports Indiana
Web: www.FeverBasketball.com
2010 Record: 21-13
2010 Finish: 3rd in the East

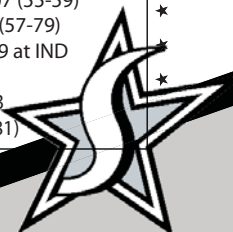
OFFICE
 125 S. Pennsylvania St.
 Indianapolis, IN 46204
Phone: 317-917-2500
Fax: 317-917-2799

TEAM DIRECTORY
Owner, Chairman, CEO Herbert Simon
President, PS&E Jim Morris
COO Rick Fuson
GM/Basketball Ops. David Morway
COO/GM, Fever Kelly Krauskopf
Head Coach Lin Dunn
Assistant Coach Gary Kloppenburg
Assistant Coach Stephanie White
Athletic Trainer Craig Stull
Strength Coach Emily Novitsky

PUBLIC RELATIONS CONTACTS
Kevin Messenger
 Director of Media Relations
 kmessenger@pacers.com
 317-917-2844

Tim Edwards
 Public Information Assistant
 tedwards@pacers.com
 317-917-2853

ALL-TIME SERIES
Overall Record: 11-9
Home: 6-4 **Away:** 5-5 **OT:** 1-0
Current Streak: Won 1
Current Home Streak: Won 3
Current Away Streak: Lost 2
Last Home Win: 8/20/10 (75-61)
Last Away Win: 6/15/08 (70-60)
Last Home Loss: 8/17/07 (55-59)
Last Road Loss: 6/3/10 (57-79)
Largest Win: 19, 7/23/09 at IND (84-65)
Largest Loss: 34, 7/23/03 at IND (47-81)





QUICK FACTS

Home Court: Staples Center (19,079)
TV: Fox Sports Prime Ticket
Web: www.LASparks.com
2010 Record: 13-21
2010 Finish: T-4th in the West

OFFICE

865 S. Figueroa Street, Suite 104
 Los Angeles, CA 90017
Phone: 213-929-1300
Fax: 213-929-1325

TEAM DIRECTORY

Owner Carla Christofferson
Owner Kathy Goodman
President Mike Levy
Vice President/GM Penny Toler
Vice President/Marketing Partnerships
 Diana Imhoff
Head Coach Jennifer Gillom
Assistant Coach Sandy Brondello
Assistant Coach Joe Bryant
Athletic Trainer Courtney Watson
Video Coordinator Michael McIntyre

PUBLIC RELATIONS CONTACTS

Ben Alkaly
 Director of Communications
 balkaly@la-sparks.com
 213-929-1313

Patrick Hayes
 Media Relations Coordinator
 phayes@la-sparks.com
 213-929-1024

ALL-TIME SERIES

Overall Record: 19-32
Home: 12-12 **Away:** 7-20 **OT:** 2-2
Current Streak: Won 2
Current Home Streak: Won 3
Current Away Streak: Won 1
Last Home Win: 7/18/10 (83-73)
Last Away Win: 8/8/10 (92-83)
Last Home Loss: 8/21/09 (66-67)
Last Road Loss: 7/1/10 (63-73)
Largest Win: 22, 7/3/06 at LAS (85-63)
Largest Loss: 32, 6/28/99 at LAS (70-102)



QUICK FACTS

Home Court: Target Center (9,181)
TV: Fox Sports North
Web: www.LynxBasketball.com
2010 Record: 13-21
2010 Finish: T-4th in the West

OFFICE

600 First Avenue North
 Minneapolis, MN 55403
Phone: 612-673-1600
Fax: 612-673-8407

TEAM DIRECTORY

Owner Glen Taylor
CEO Rob Moor
President Chris Wright
Executive VP Roger Griffith
COO Conrad Smith
Head Coach Cheryl Reeve
Assistant Coach Jim Petersen
Assistant Coach Shelley Patterson
Mgr. of Basketball Operations and Video
 Katie Alsdurf
Head Athletic Trainer Chuck Barta

PUBLIC RELATIONS CONTACTS

Aaron Seehusen
 Public Relations Manager
 seehusen@lynxbasketball.com
 612-673-1602

Alex King
 Public Relations Associate
 king@lynxbasketball.com

ALL-TIME SERIES

Overall Record: 18-26
Home: 13-8 **Away:** 5-18 **OT:** 3-0
Current Streak: Lost 2
Current Home Streak: Lost 1
Current Away Streak: Lost 1
Last Home Win: 6/26/10 (80-66)
Last Away Win: 8/8/10 (92-83)
Last Home Loss: 8/10/10 (66-73)
Last Road Loss: 8/15/10 (78-84)
Largest Win: 30, 6/16/06 vs. MIN (90-60)
Largest Loss: 27, 7/25/03 at MIN (54-81)



QUICK FACTS

Home Court: Prudential Center (18,500)
TV: MSG Network
Web: www.NYLiberty.com
2010 Record: 22-12
2010 Finish: T-1st in the East

OFFICE

Two Pennsylvania Plaza, 14th Floor
 New York, NY 10121
Phone: 212-564-9622
Fax: 212-465-6250

TEAM DIRECTORY

Executive Chairman MSG Jim Dolan
President and CEO MSG Hank Ratner
President MSG Sports Scott O'Neil
Head Coach and GM John Whisenaut
Asst. GM Jill Culbertson
Assistant Coach Monique Ambers
Assistant Coach Lady Grooms
Head Athletic Trainer Lisa White
Strength and Conditioning Kevin Duffy

PUBLIC RELATIONS CONTACTS

Stacey Escudero
 Vice President of Public Relations
 stacey.escudero@thegarden.com
 212-465-5902

ALL-TIME SERIES

Overall Record: 11-16
Home: 7-6 **Away:** 4-10 **OT:** 0-1
Current Streak: Lost 3
Current Home Streak: Lost 1
Current Away Streak: Lost 2
Last Home Win: 6/13/09 (63-60)
Last Away Win: 9/9/08 (82-76)
Last Home Loss: 5/28/10 (71-77)
Last Road Loss: 7/27/10 (72-77)
Largest Win: 13, 6/30/06 at NYL (91-78)
Largest Loss: 26, 7/1/97 at NYL (54-80)



QUICK FACTS

Home Court: US Airways Center (9,485)
TV: Fox Sports Arizona
Web: www.PhoenixMercury.com
2010 Record: 15-19
2010 Finish: 2nd in the West

OFFICE

201 E. Jefferson Street
 Phoenix, AZ 85004
Phone: 602-514-8333
Fax: 602-379-7540

TEAM DIRECTORY

Managing Partner Robert Sarver
President and GM Ann Meyers Drysdale
COO Amber Cox
Head Coach Corey Gaines
Assistant Coach Julie Hairgrove
Assistant Coach Bridget Pettis
Head Athletic Trainer Tamara Poole
Strength and Conditioning Ben Hadley
Equipment Manager Eric Hallman

PUBLIC RELATIONS CONTACTS

Bret Burchard
 Basketball Communications Manager
 bburchard@phoenixmercury.com
 602-514-8305

Lesley Factor
 Public/Community Relations Director
 lfactor@phoenixmercury.com
 602-514-8370

ALL-TIME SERIES

Overall Record: 25-31
Home: 15-14 **Away:** 10-17 **OT:** 1-0
Current Streak: Lost 2
Current Home Streak: Lost 1
Current Away Streak: Lost 2
Last Home Win: 8/22/10 (83-82)
Last Away Win: 6/18/10 (108-105)
Last Home Loss: 8/28/10 (73-92)*
Last Road Loss: 8/26/10 (93-106)*
Largest Win: 22, 8/28/08 at PHX (77-55)
Largest Loss: 34, 8/19/05 at PHX (57-91)
 * Denotes playoff game



QUICK FACTS
Home Court: KeyArena (9,686)
TV: TBD
Web: www.StormBasketball.com
2010 Record: 28-6
2010 Finish: 1st in the West

OFFICE
 3421 Thorndyke Ave West
 Seattle, WA 98119
Phone: 206-217-9622
Fax: 206-281-5817

TEAM DIRECTORY
Ownership Force 10 Hoops LLC
Chairperson Dawn Trudeau
CEO Karen Bryant
Head Coach/Director of Player Personnel Brian Agler
Assistant Coach Nancy Darsch
Assistant Coach Jenny Boucek
Dir. of Basketball Ops. Missy Bequette
Athletic Trainer Tom Spencer
Strength and Conditioning.. Michael Brandenberg
Equip. Mgr/Video Coor...... Danielle Yellam

PUBLIC RELATIONS CONTACTS
Carrie Krueger
 Director of Communications
 ckrueger@storbasketball.com
 206-272-2638

Susan Reid
 Media Relations Manager
 sreid@storbasketball.com
 206-272-2706

ALL-TIME SERIES
Overall Record: 19-19
Home: 11-7 **Away:** 8-12 **OT:** 1-1
Current Streak: Lost 6
Current Home Streak: Lost 3
Current Away Streak: Lost 5
Last Home Win: 7/28/09 (84-71)
Last Away Win: 7/29/07 (92-88)
Last Home Loss: 7/20/10 (74-80)
Last Road Loss: 6/29/10 (72-86)
Largest Win: 21, 7/1/00 at SEA (81-60)
Largest Loss: 40, 6/22/03 at SEA (53-93)



QUICK FACTS
Home Court: BOK Center
TV: TBD
Web: www.TulsaShock.net
2010 Record: 6-28
2010 Finish: 6th in West

OFFICE
 One West Third St. Suite 1100
 Tulsa, OK 74103
Phone: 918-599-9622

TEAM DIRECTORY
Ownership Bill Cameron and David Box
President Steve Swetoha
Head Coach/GM Nolan Richardson
Vice President/GM Penny Toler
Assistant Coach Wayne Stehlik
Dir. of Player Personnel..... Teresa Edwards
Player Ambassador Cara Phippen
Head Athletic Trainer Stuart Nichols

PUBLIC RELATIONS CONTACTS
Pardeep Toor
 Public and Community Relations Manager
 ptoor@tulsashock.net
 918-949-9726

ALL-TIME SERIES
Overall Record: 12-16
Home: 6-9 **Away:** 6-7 **OT:** 3-0
Current Streak: Won 2
Current Home Streak: Won 1
Current Away Streak: Won 2
Last Home Win: 8/13/10 (94-74)
Last Away Win: 7/30/10 (101-85)
Last Home Loss: 7/16/10 (70-75)
Last Road Loss: 8/23/09 (84-99)
Largest Win: 20, 8/13/10 vs. TUL (94-74)
Largest Loss: 19, 6/7/03 vs. DET (55-74)



QUICK FACTS
Home Court: Verizon Center (10,152)
Web: www.WashingtonMystics.com
2010 Record: 22-12
2010 Finish: T-1st in the East

OFFICE
 601 F Street NW
 Washington, D.C. 20004
Phone: 202-527-7540
Fax: 202-661-5111

TEAM DIRECTORY
Ownership Monumental Sports & Entertainment
Head Coach/GM Trudi Lacey
Assistant Coach Marianne Stanley
Assistant Coach Laurie Byrd
Athletic Trainer Navin Hettiarachchi

PUBLIC RELATIONS CONTACTS
Ketsia Colimon
 Director of Corporate and Mystics
 Communications
 kcolimon@monumentalsports.com
 202-527-7535

ALL-TIME SERIES
Overall Record: 12-13
Home: 5-7 **Away:** 7-6 **OT:** 0-0
Current Streak: Lost 1
Current Home Streak: Lost 2
Current Away Streak: Won 4
Last Home Win: 6/6/08 (63-52)
Last Away Win: 7/29/10 (79-75)
Last Home Loss: 8/17/10 (66-76)
Last Road Loss: 8/8/06 (79-91)
Largest Win: 16, 7/8/99 at WAS (81-65)
Largest Loss: 16, 6/17/04 at WAS (60-76)





WNBA HISTORY

ABOUT THE LEAGUE

LEAGUE

Women's National Basketball Association

LEAGUE OFFICE

645 Fifth Ave., New York, NY 10022
212-688-WNBA (9622)

TEAMS

Eastern Conference

Atlanta Dream
Chicago Sky
Connecticut Sun
Indiana Fever
New York Liberty
Washington Mystics

Western Conference

Los Angeles Sparks
Minnesota Lynx
Phoenix Mercury
San Antonio Silver Stars
Seattle Storm
Tulsa Shock

HISTORY

On April 24, 1996, women's basketball announced "We Got Next" as the NBA Board of Governors approved the concept of a Women's National Basketball Association (WNBA) to begin play in June of 1997.

Since that day in 1996 there have been many firsts for the WNBA:

Val Ackerman - the first president of the WNBA

Sheryl Swoopes - the first player signed to the WNBA

Cynthia Cooper - the league's first Most Valuable Player

Houston Comets - the first WNBA Champions

Lisa Leslie - the first WNBA player to dunk (7/30/02 vs. Miami)

Lauren Jackson - the first international player to win MVP (2007)

Candace Parker - the first rookie to earn the league's MVP honor (2008)

Sylvia Fowles - the first goaltending call (vs. LA 6/3/2008)

The inaugural WNBA season tipped off on June 21, 1997, with the New York Liberty taking on the Los Angeles Sparks at the Great Western Forum in Inglewood, California. A crowd of 14,284 watched as Sparks' guard Penny Toler scored the first basket in WNBA history. The Liberty defeated the Sparks, 67-57.

A GROWING GAME

The influence of the WNBA can be seen in the explosive growth of organized women's basketball over the past 14 seasons. An estimated 100 million women play basketball worldwide, and the league reflects this trend, featuring 20 international players from 13 countries and territories at the end of the 2010 season. Female AAU youth basketball participation has increased 277 percent since 1991 (from 28,840 to 108,758 players). Female high school basketball participation has increased 17 percent since 1991 (from 387,802 to 456,967 players). And female NCAA basketball participation has increased 43 percent since 1991 (from 10,551 to 15,096 players).

KEY PERSONNEL

Laurel Richie - President

Renee Brown - Chief of Basketball Operations and Player Relations

Christine Godleski - COO

Jamin Dershowitz - General Counsel

Dee Kantner - Supervisor of Officials

Hilary Shaev - Vice President, Marketing

KEY PLAYERS

Top veterans: Seimone Augustus (Lynx), Alana Beard (Mystics), Sue Bird (Storm), Swin Cash (Storm), Iziane Castro Marques (Dream), Tamika Catchings (Fever), Katie Douglas (Fever), Candice Dupree (Mercury), Sylvia Fowles (Sky), Becky Hammon (Silver Stars), Lauren Jackson (Storm), Asjha Jones (Sun), Crystal Langhorne (Mystics),

Kara Lawson (Sun), Angel McCoughtry (Dream), Candace Parker (Sparks), Cappie Pondexter (Liberty), Sheryl Swoopes (Shock), Diana Taurasi (Mercury), Tina Thompson (Sparks), Lindsay Whalen (Lynx), Sophia Young (Silver Stars).

Rising young stars: Tina Charles (Sun), Epiphanny Prince (Sky), Monica Wright (Lynx), Jayne Appel (Silver Stars), Leilani Mitchell (Liberty), DeWanna Bonner (Mercury), Essence Carson (Liberty), Lindsey Harding (Dream), Renee Montgomery (Sun), Candice Wiggins (Lynx)

KEY STATS

Ball size: 28.5" (high school and NCAA women's)

3-point line: 20'6 1/4" (International)

Length of game: Four 10-minute quarters

ALL-STAR GAME

The San Antonio Silver Stars and the AT&T Center will host the 2011 WNBA All-Star Game in San Antonio on Saturday, July 23, 2011.

In place of the All-Star Game last season, the league hosted a special event, "WNBA vs. USA Basketball: The Stars at the Sun" at Mohegan Sun Arena in Uncasville Conn. on July 10, 2010. The event showcased the world's best female basketball players under one roof and helped the USA Basketball Women's National Team prepare for the upcoming FIBA World Championship that fall. The USAB squad, featuring 10 WNBA players and one collegian, defeated a team of WNBA stars 99-72. Sylvia Fowles of the Chicago Sky and playing for USAB, earned game MVP honors. University of Connecticut's Geno Auriemma coached the U.S. squad while Seattle Storm Head Coach Brian Agler led the WNBA team.

The first WNBA All-Star Game was held in New York at Madison Square Garden in 1999. The Garden also hosted the event in 2003 and in 2006. Washington's Verizon Center (2002, 2007) is the other venue to host the game multiple times. Other All-Star Games were played in Phoenix (2000), Orlando (2001) and at the Mohegan Sun Arena in Uncasville, Conn. (2009). Due to the

Olympics, no All-Star Game was held in 2004 and 2008, although Radio City Music Hall in New York City was the site of an exhibition game on August 5, 2004, as the U.S. National Team, comprised mainly of WNBA greats, faced a squad of WNBA All-Stars in "WNBA vs. USA Basketball: The Game at Radio City"

INSPIRING COACH

The Inspiring Coach Award is an annual honor introduced in 2007 to recognize coaches who have positively influenced athletes across numerous levels and whose achievements leave an indelible mark on sports as a whole. The University of Connecticut's Geno Auriemma earned the honor in 2010 for his profound impact on female athletes and his demonstrated commitment, passion, and dedication to work, family, and community. Previous winners include Pat Summit, Kay Yow, and Jody Conradt.

INSPIRING WOMEN

The Inspiring Woman Award is an annual honor that celebrates an individual who, on a daily basis, demonstrates her ability to inspire others through her commitment, passion and dedication to work, family, and community. Past honorees include U.S. Ambassador to the United Nations Susan Rice (2010), Emmy-award winning journalist Cokie Roberts (2009), Good Morning America's Robin Roberts (2008), Secretary of State Condoleezza Rice (2007), and the WNBA All-Decade Team (2006).



DAWN STALEY AWARD

The Dawn Staley Community Leadership Award was announced in 2006 and is now presented annually to the player who best exemplifies the characteristics of a leader in the community and reflects Staley's contagious leadership, spirit, charitable efforts and love for the game. Winners include Chamique Holdsclaw (2009), Tamika Raymond (2008), and Tamika Catchings (2007). A member of the WNBA's All-Decade Team, Staley, who retired following the 2006 season, established herself as one of the greatest ambassadors in women's basketball history, while also demonstrating outstanding leadership qualities as a coach on the collegiate level and as a philanthropist and humanitarian.

MARKETING

The WNBA maintains marketing, promotional, and media partnerships with a variety of top companies, each with varying levels of activation and integration in league operations.

Marketing and Promotional Partners:

adidas, American Express, Bacardi, BBVA, CieAura, Coca-Cola, EA, Gatorade, General Mills/Wheaties, Hayworth, HP, InterContinental Hotels Group (IHG) Hotels, Jamba Juice, NewTek, Nike, Panasonic, Pepperidge Farm, Russell Athletic, Sanofi Aventis, Sanofi Pasteur, Spalding, T-Mobile

Media Partners: USA Today, Parenting Group, Essence, Heart & Soul

The WNBA's marketing partners utilize the league to support women's sports and reach its strong fanbase of women, families, and young girls through advertising in WNBA nationally televised games, national promotions, player endorsements, and special events.

The WNBA has an extensive, highly integrated relationship with adidas. The sporting goods and apparel giant not only serves as the official outfitter of the WNBA – having unveiled new uniforms across the league in 2007 and again in 2011 – but also served as the presenter of the WNBA Draft since 2007. In 2008 adidas became the first-ever presenting partner of the WNBA's entire postseason, including both the playoffs and Finals.

Five WNBA teams have entered the league's Marquee Partnership program, which includes multiyear deals featuring branded sponsorship of game jerseys – the Phoenix Mercury partnering with LifeLock, the Los Angeles Sparks with Farmers Insurance Group, the Seattle Storm with Microsoft search engine Bing, the New York Liberty with Foxwoods Resort Casino, and the Washington Mystics with Inova Health System.

ATTENDANCE/TV RATINGS

The WNBA concluded the 2010 regular season with its fourth consecutive year of increased attendance. Postseason attendance increased for the third consecutive year, finishing up 36 percent over 2009.

For Games 2 and 3 of the 2010 WNBA Finals presented by adidas, average viewership on ESPN2 jumped 15 percent from 2009 and 79 percent from 2008.

The WNBA has one of the top five Facebook fanbases among sports leagues, with more than 318,000 fans (www.Facebook.com/wnba).

The WNBA's broadcast coverage in 2010 included more than 30 live national telecasts of regular-season and postseason contests on ESPN2 and ABC, and another 40-plus games on NBA TV, as well as games streamed on ESPN360.com.

The WNBA's broadcast coverage in 2011 will include 70 high-definition regular-season, playoff, and Finals games on ESPN2, ABC and NBA TV. In addition, all WNBA games are available online via WNBA LiveAccess unless: (a) They are televised on ABC or ESPN2 – in which case they stream live on ESPN3.com and are later archived to WNBA.com, or (b) They are televised at the same time a game is televised on ABC or ESPN2 – in which case they stream live on ESPN3.com and are later archived to WNBA.com.

In July 2007, the WNBA signed a new, eight-year TV deal with ESPN that tipped off in 2009 and runs through 2016, the WNBA's 20th season. The agreement, which calls for ABC, ESPN, and ESPN2 to telecast WNBA games, includes rights fees, a first for any women's pro team sports league in the U.S.

GLOBAL REACH

Now in its second decade, the WNBA has a wide impact on overseas markets. In 2010, for the fourth straight year, WNBA games and programming reached a record 203 countries in 32 languages, surpassing the previous total of 198 countries. In addition, for the fifth consecutive year, fans around the globe are able to view WNBA action via live Webcasts on NBA.com/china.

At the conclusion of the 2010 regular season, WNBA rosters featured 20 international players from 13 countries and territories. Among the league's international contingent were the league's MVP, Seattle Storm forward/center Lauren Jackson (Australia), the Indiana Fever's Tammy Sutton-Brown (Canada), the San Antonio Silver Stars' Sophia Young (St. Vincent), and the Los Angeles Sparks' Ticha Penicheiro (Portugal). They will be joined in 2011 by Tulsa's Elizabeth Cambage (Australia), whom the Shock selected with the No. 2 overall pick in the 2011 Draft.

WNBA DRAFT

The 2011 WNBA Draft presented by adidas took place on April 11 at ESPN headquarters in Bristol, Conn. It marked the first professional sports league draft held on the ESPN campus. The Minnesota Lynx selected University of Connecticut's Maya Moore as the top overall pick. The Tulsa Shock selected Elizabeth Cambage second, the Chicago Sky tabbed Courtney Vandersloot third, the Lynx chose Amber Harris fourth, and the Los Angeles Sparks took Jantel Lavender fifth to round out the first five selections.



<<<

As part of the WNBA's TV deal with ESPN, the Silver Stars will play two nationally televised games on ESPN2 in 2011.



OWNERSHIP

Six WNBA teams now fall under the independent ownership model: the Atlanta Dream, Chicago Sky, Connecticut Sun, Los Angeles Sparks, Seattle Storm, and Tulsa Shock.

With the announcement on Oct. 20, 2009 that the Detroit Shock would relocate to Tulsa, Okla., Tulsa Pro Hoops L.L.C. began play in 2010. Force 10 Hoops, L.L.C., the entity owned by Seattle businesswomen and civic leaders Anne Levinson, Ginny Gilder, Lisa Brummel, and Dawn Trudeau, purchased the Seattle Storm on Feb. 28, 2008. In October, 2009, Kathy Betty purchased the Atlanta Dream. In addition, the Los Angeles Sparks opened the 2007 season with new ownership after Kathy Goodman and Carla Christofferson, two long-time season ticket holders, bought the Sparks on Dec. 7, 2006. They joined Michael Alter's Chicago Sky, and the Mohegan Tribe's Connecticut Sun as independently owned WNBA franchises.

Entering the 2011 season, 10 women serve as owners of WNBA teams: Dr. Sheila Johnson (Washington Mystics); Kathy Goodman and Carla Christofferson (Los Angeles Sparks); Kathy Betty, Mary Brock, and Kelly Loeffler (Atlanta); and Dawn Trudeau, Ginny Gilder, and Lisa Brummel (Seattle Storm). A 10th, musical artist Michelle Williams, formerly of "Destiny's Child," is a minority owner of the Chicago Sky.

Dr. Sheila Johnson, a co-founder of Black Entertainment Television, became the WNBA's first African-American female owner on May 24, 2005 when she joined Ted Leonsis' Lincoln Holdings LLC, which in turn purchased the Washington Mystics from Washington Wizards' owner Abe Pollin.

KEY HIGHLIGHTS

In 2010, Tina Thompson of the Los Angeles Sparks became the all-time scoring leader with 6,413 points, surpassing her former teammate, Lisa Leslie (6,263) who retired following the 2009 season.

Tina Charles won the 2010 WNBA Rookie of the Year award after averaging 15.5 ppg, 11.7 rpg, and 1.7 bpg, while also setting league records for most total rebounds (398) and doubles-doubles (22) in a single season.

Lauren Jackson won the 2010 WNBA MVP presented by Kia Motors award and also took home 2010 WNBA Finals MVP honors. Lisa Leslie of the Los Angeles Sparks became the first – and only – WNBA player to capture the regular-season, All-Star, and Finals MVP awards during the same season (2001).

Jackson also became the third player to earn WNBA MVP honors three times (2003, 2007, 2010), joining the Sparks' Lisa Leslie (2001, 2004, 2006) and the Houston Comets' Sheryl Swoopes (2000, 2002, 2005). Houston's Cynthia Cooper earned the award twice (1997, 1998). The others to capture MVP honors are the Sacramento Monarchs' Yolanda Griffith (1999), the Sparks' Candace Parker (2008, when she became the first rookie in league history to earn the award), and the Phoenix Mercury's Diana Taurasi (2009).

Candace Parker became the first WNBA player to win Rookie of the Year and Most Valuable Player in the same season (2008). The first selection in the 2008 WNBA Draft, she earned both honors after leading the league in double-doubles and rebounds per game, while also ranking second in blocks per game and fourth in points per game. Lauren Jackson became the WNBA's youngest (26 years, 77 days) and fastest (209 games) to score her 4,000th career point on July 27, 2007. Diana Taurasi subsequently surpassed Jackson as the fastest to 4,000 points in terms of fewest games played when she reached the milestone on July 27, 2009 in just 197 games.

Taurasi rewrote the WNBA scoring records in 2006 when she led the league with 25.3 points per contest, became the first WNBA player to top 800

points in a single season (860), and the single-season mark for three-point field-goals (121) and the single-game mark for points (47, a number later equaled by the Storm's Lauren Jackson in 2007).

Sheryl Swoopes, who earned MVP and Defensive Player of the Year honors in 2000 and 2002, made WNBA history with the league's first triple-double (14 points, 15 rebounds, 10 assists) vs. the Detroit Shock on July 27, 1999.

Lisa Leslie became the first player to dunk in a WNBA game when she did so on July 30, 2002 vs. the Miami Sol. Candace Parker, also of the Sparks, was the second, throwing down a dunk vs. the Indiana Fever on June 22, 2008.

WNBA CARES

Through the WNBA Cares initiative, the league is deeply committed to creating programs that improve the quality of life for all people, with a special emphasis on promoting a healthy lifestyle and positive body image, breast health awareness, youth and family development, and education. WNBA teams and players donate countless dollars and hours each year through league programs including Breast Health Awareness, WNBA Green Week, Go Red For Women, WNBA Fit, and Read to Achieve.



San Antonio will host the WNBA All-Star Game for the first time in franchise history on July 23, 2011.



Forward Sophia Young and the San Antonio Silver Stars are active participants in the many programs that fall under the WNBA Cares umbrella.



CHRISTUS.[®]
SANTA ROSA
Westover Hills



IN THE
COMMUNITY

SILVER & BLACK GIVE BACK



Through our unique resources and opportunities, we work to creatively engage young people to enrich their communities.

We will use the Spurs Sports & Entertainment platform to challenge, communicate and collaborate with our community to make meaningful impressions and lasting improvements through service learning initiatives.

Silver & Black Give Back is a 501(c)(3) public charity. The charity was originally created in 1988, when there was only one team in the SS&E family and has historically been known as the Spurs Foundation. The new name reflects the work it does in conjunction with all of the SS&E teams; the Spurs (NBA), Rampage (AHL), Silver Stars (WNBA) and Austin Toros (NBA Developmental League).

Mission: Through our unique resources and opportunities, we work to creatively engage young people to enrich their communities.

Silver & Black Give Back serves as a fundraising conduit for youth sports and education based service programs throughout San Antonio and South Texas. The two premier initiatives Silver & Black Give Back supports are:

1. Team Up Challenge, a service based learning program
2. Youth sports programs, such as the Spurs Youth Basketball League

Silver & Black Give Back relies on contributions from the public to help the Spurs, Rampage, Silver Stars and Toros engage the youth of South Texas.

TEAM UP CHALLENGE



Throughout this season the Team Up Challenge - a new initiative across 26 school districts - recognizes and rewards students who improve our community through activities that are tied to classroom curriculum. These innovative projects are developed by students to address needs in their own neighborhoods - and the Spurs, Rampage and Stars get to help.

Classes, clubs, and teams participating in the Team Up Challenge are giving back to our community through projects supporting education, environment, health & wellness, arts & culture and uniformed services.

In the 2011 season, 20 semi-finalists receive \$2500 in seed funding and five of those 'teams' will each win \$20,000 in the Summer of 2011. All teams who apply and are working on projects are eligible to receive incentives throughout the year, including tickets, player appearances, and more.

Throughout the season, Silver Stars' players and coaches like Becky Hammon (left), Ruth Riley (center) and Sophia Young (left) are involved throughout the community with both WNBA Cares and Silver & Black Give Back initiatives.





MEDIA INFORMATION

★ **★ CREDENTIALS**

★ **Preseason/Regular Season Games**

★ Media credentials are issued to working media only. All single-game credentials may be picked up at the Will Call window located at the Southeast Ticket Tower of the AT&T Center beginning two hours prior to tip-off. All credentials are non-transferable and any unauthorized use will subject bearer to ejection from the AT&T Center and confiscation of the pass. NOTE: All personal items are subject to search upon entering the AT&T Center.

★ **Individual game credentials should be requested through the Silver Stars Public Relations Department a minimum of 24 hours prior to game time or by 4 p.m. on Friday for all Saturday, Sunday and Monday contests.**

★ Media members covering the Silver Stars on a regular basis will be issued full season credentials. Media with season credentials are still required to reserve seating for all games via phone (210-444-5738) or email (lcampbell@attcenter.com). Reserved seating requests should be made to the public relations office by the above mentioned deadline.

★ Single-game credentials will be issued on a space available basis. Credentials are good for admittance to the arena, media workroom, media hospitality and both locker rooms.

★ **ABSOLUTELY NO AUTOGRAPHS DURING THE MEDIA ACCESS PERIOD.**

★ Interviews that need advance preparation or special accommodation should be arranged by contacting the Silver Stars Public Relations Department. This includes all live television interviews for pre- and post-game.

★ **★ PHOTOGRAPHERS**

★ All photographers are required to wear a "PHOTO" credential to gain access to the arena floor. The photography areas of the AT&T Center are located along the baselines of both ends of the court. Photographers are prohibited from entering the sideline areas in front of or behind the team benches and in front of press row. In addition, photographers are asked to observe WNBA rules for player escape routes - an open area approximately five feet on both sides of the basket.

★ **★ MEDIA ENTRANCE AND PARKING**

★ The media entrance is located at the Southeast VIP entrance of the AT&T Center. All media members must enter the building through this entrance. WNBA and Silver Stars season passes will be honored and single-game credentials will be available at the will call window for pickup. The press doors open two hours prior to tip-off. For those media members who receive season parking privileges, the media parking is located in Lot 4. Media covering Silver Stars on a game-by-game basis can request a parking pass along with their single-game credential.

★ *For more information, contact the Silver Stars Public Relations Department*

Lindsey Campbell
Public Relations Manager
o: 210-444-5738
m: 210-998-9000
lcampbell@attcenter.com



★ MEDIA WORKROOM

The media workroom and media hospitality room are located on the event level in the southeast corner of the AT&T Center and are accessible only with a valid credential. Both rooms are open two hours prior to game time. The professional intent of the media workroom is to provide a meeting and working area for writers, reporters, broadcasters and game personnel. Family members and guests will not be admitted. Any abuse of the media workroom and/or press privileges will result in forfeiture of credentials. The media workroom is equipped with electrical outlets and telephones. For additional phone needs please call Shane Skaggs at 210-444-5153.

★ MEDIA SEATING

Reserved media seating has been designated at either the courtside press table or in the overflow press seating located on the Plaza Level in sections 101-103 and 126-28. All seats are reserved for each individual media member. Seating charts are posted at the media check-in desk and in the press room. Electrical outlets and telephones are placed on press row for your convenience. In addition, stat monitors, which also show the in-house TV feed, are also available on press row. If a media member is in need of an individual phone, please contact the Silver Stars Public Relations Department for assistance. Statistics and out of town scores will be distributed throughout the game. Media are asked to finish and file stories in the media workroom to facilitate changeover in the AT&T Center.

★ WNBA MEDIA ACCESS POLICIES

Day of Game

Shootarounds: All shootarounds will be open to the media for the last 30 minutes of the workout. Interviews at the Antioch practice facility will all take place on the court as there is no locker room access at the practice facility. For road games, media should contact the Silver Stars Public Relations Department to verify shootaround times and media access periods. Should the team not have a shootaround, it is not required to have a media "shootaround" interview session.

Pre-Game: The league will retain the policy of a 30-minute open locker room beginning 90 minutes before the game. All head coaches must make themselves available for a minimum of 15 minutes beginning anywhere from 15 minutes prior to the open locker room period through the end of the open locker room period.

Post-Game: Following a 10-minute cooling off period, head coach Dan Hughes will be available to the media and the locker room will be open to the media for 30 minutes.

Off Day Access

Practice: All Silver Stars practices are open to the media. Please check with the public relations staff regarding open practice times for that day. No interviews will take place prior to practice without advance arrangements being made through the public relations department. All interviews will take place on the court at the Antioch practice facility.

★ INTERVIEWS

All interview requests for San Antonio Silver Stars players and staff should be directed to Public Relations Manager Lindsey Campbell. Interview requests will be accommodated per the WNBA Media Access Policies, listed above. **PLEASE CONTACT THE SILVER STARS PUBLIC RELATIONS DEPARTMENT TO VERIFY PRACTICE TIMES, AS SESSIONS ARE ALWAYS SUBJECT TO CHANGE.**

TV/RADIO PERSONALITIES

ANDREW MONACO

TV/Radio Play-By-Play



Andrew Monaco enters his ninth season as the “Voice of the Silver Stars.” A year-round fixture at the AT&T Center, Monaco also handles sideline reporting duties on San Antonio Spurs broadcasts. Prior to joining the Spurs Sports & Entertainment family, Monaco spent four seasons as the radio play-by-play announcer for the now-defunct Orlando Miracle. He also handled TV play-by-play duties on select Orlando Magic broadcasts and was a host/sideline reporter for the Magic and Miami Heat.

He has worked for FSN, Sunshine Network and Comcast, handling TV play-by-play coverage of college football, men’s and women’s basketball and college baseball. From 1990-95, he was the radio play-by-play announcer for the Orlando Cubs and the Orlando SunRays baseball teams. Monaco and his wife, Laura, have a son, Drew, and a daughter, Gina.

ANDY EVERETT

Radio Play-By-Play



Starting his seventh season as a member of the Silver Stars broadcast team, Andy Everett will handle radio play-by-play duties for selected regular season and playoff games. Everett’s broadcast career spans more than 20 years and includes radio play-by-play for St. Mary’s University, Texas State University, Boerne High School and the University of Texas at San Antonio. He is a former studio host and pre- and post-game host for the San Antonio Spurs as well. During the last 12 years, Everett has hosted the La Cantera Golf Show every Saturday morning at 8 a.m. on KTKR-AM/Ticket 760. He currently hosts a sports talk show weekday mornings with Peter Burns on KTKR-AM/Ticket 760. Everett and his wife, Lori, have four children, all of whom enjoy attending Silver Stars games.

BRENDA VANLENGEN

TV Analyst



Brenda VanLengen has broadcast women’s sports events on television and radio since 1996. A 14-year announcer on Fox Sports Net broadcasts of Big 12 women’s basketball, VanLengen has provided analysis for NCAA Tournament games since 1999. VanLengen also served as the Executive Director of the 1998 NCAA Women’s Final Four.

Prior to her broadcasting career, VanLengen coached basketball for eight seasons, including five at the University of Nebraska. In 2008, she was recognized as a “Distinguished Alumni” of the University of Nebraska-Kearney.

Van Lengen was a two-time Academic All-American basketball player at Nebraska-Kearney, where she earned her Bachelor’s degree in Business Education, with an Athletic Training endorsement, in 1988. She earned her Master’s of Education degree at the University of Nebraska-Lincoln in 1992.



SAN ANTONIO MEDIA OUTLETS



San Antonio Silver Stars players and coaches engage with local and national media throughout the season.

NEWSPAPERS

San Antonio Express-News
 Main Number (210) 250-3000
 Sports Line (210) 250-3358
 Fax (210) 250-3351
 P.O. Box 2171, San Antonio, TX 78297
 Sports Editor: Brad Lehman
 Silver Stars Beat Writer: Terrence Thomas
 Columnists: Richard Oliver, Buck Harvey

La Prensa
 Main Number (210) 242-7900
 318 S. Flores, San Antonio, TX 78204
 Sports Columnist: Jose Franco

WIRE SERVICES

Associated Press
 Phone (210) 222-2713
 Fax (210) 225-8351
 P.O. Box 2171, San Antonio, TX 78297
 San Antonio Contact: Paul Weber

RADIO

WOAI (1200 AM)/THE TICKET (760 AM)
 Phone (210) 736-9700
 Fax (210) 736-9738
 6222 NW I-10, San Antonio, TX 78201
 Silver Stars Play-by-Blay: Andrew Monaco, Andy Everett

ESPN RADIO (1250 AM)
 Phone (210) 654-5100
 Fax (210) 855-5076
 4050 Eisenhower Rd., San Antonio, TX 78218
 Talent: Chris Duel, Jason Minnix

TELEVISION

KABB (FOX, Channel 29)
 Phone (210) 442-6318
 Fax (210) 442-6333
 4335 NW Loop 410, San Antonio, TX 78229
 Sports Department: Chuck Miketinac, Hector Ledesma

KENS (CBS, Channel 5)
 Phone (210) 377-8649
 Fax (210) 377-8757
 P.O. Box TV-5, San Antonio, TX 78229
 Sports Department: Marcus Floyd

KSAT (ABC, Channel 12)
 Phone (210) 351-1270
 Fax (210) 351-1310
 1408 N. St. Mary's, San Antonio, TX 78298
 Sports Department: Greg Simmons, Larry Ramirez,
 Mark Mendez, Brett Baker, Daniel Villanueva

WOAI (NBC, Channel 4)
 Phone (210) 476-1025
 Fax (210) 476-1088
 P.O. Box 2641, San Antonio, TX 78299
 Sports Department: Don Harris, David Chancellor,
 Mike Klein, Keith Van Prooyen, Humberto Cervera

KVDA (Spanish, Channel 60)
 Phone (210) 340-8862
 Fax (210) 341-2051
 6234 San Pedro, San Antonio, TX 78216

KWEX (Spanish, Channel 41)
 Phone (210) 227-4141
 Fax (210) 226-0131
 411 E. Durango, San Antonio, TX 78204





INFORMATION

AT&T CENTER

As the premier entertainment venue in South Texas, the AT&T Center opened in November of 2002. The AT&T Center was built by the initiatives of a public-private venture amongst Bexar County, the Coliseum Advisory Board, the San Antonio Livestock Show & Rodeo and Spurs Sports & Entertainment.

The facility hosts four anchor tenants: the NBA Spurs, the AHL Rampage, the WNBA Silver Stars and the San Antonio Stock Show & Rodeo. Additionally, the venue attracts a multitude of concerts, family shows and special events. In six years of operation, the AT&T Center has hosted more than 850 events with entertaining in excess of nine million guests. George Strait, the Rolling Stones, Billy Joel & Elton John, The Police, Luciano Pavarotti, George Lopez, Cirque du Soleil and Hannah Montana are just a few of the musical acts that have visited the AT&T Center. Other events include NCAA Basketball, WWE Royal Rumble, The Wiggles, and Professional Mixed Martial Arts Cage Fighting.

The AT&T Center offers diverse events to the San Antonio community and all of South Texas thanks in part to its various seating capabilities, building configurations, curtaining system and technology upgrades. Configurations from an ice show, to basketball, to rodeo, to boxing, to theater can all be accomplished at the AT&T Center. Complementing every event held at the venue is a 360 in-arena LED ring, four video/scoring panels to the Scoreboard, two Lobby LED Color Matrix displays and over six hundred LCD HDTVs throughout the arena.

To leverage its ancillary meeting spaces and exhibition/trade configurations, the AT&T Center offers MSEs, Meetings and Special Events, throughout the year. This additional amenity further illustrates the facility's full-service approach and has resulted in non-traditional bookings such as Toyota's 2007 National Dealer Meeting and Product Launch, Ford's Customer Appreciation Concert with Toby Keith, and AT&T's 2007 National Leadership Meeting.

Built in a "ranch tech" style, the AT&T Center is designed to present a sense of place, both inside and out. The external view, in addition to its distinctive architecture, features park-like landscaping that's both visually appealing and environmentally friendly. Inside, the design continues to capture the South Texas ambiance with festive colors and imaginative details. Adding to the interior appeal of the AT&T Center is a collection of fine art commissioned by Spurs owners Peter and Julianna Holt. The diverse collection is valued in excess of one million dollars and features Texas modern and basketball styled themes.

"We are enormously proud of the AT&T Center and what it brings to the community," said Holt, chairman of Spurs Sports & Entertainment. "We're proud to have been part of the effort. Now we can provide South Texas with some of the best sports and entertainment available anywhere in the U.S."



GAMEDAY ENTERTAINMENT

THE FOX

The Fox is the official mascot of the San Antonio Silver Stars. He began his WNBA career on May 25, 2003 and has been entertaining fans at every home game since. The Fox also appears at various community events in and around San Antonio all year round.



APPEARANCES

Complete the appearance request form on SASilverStars.com to schedule The Fox or the Star Squad to appear at your upcoming event.

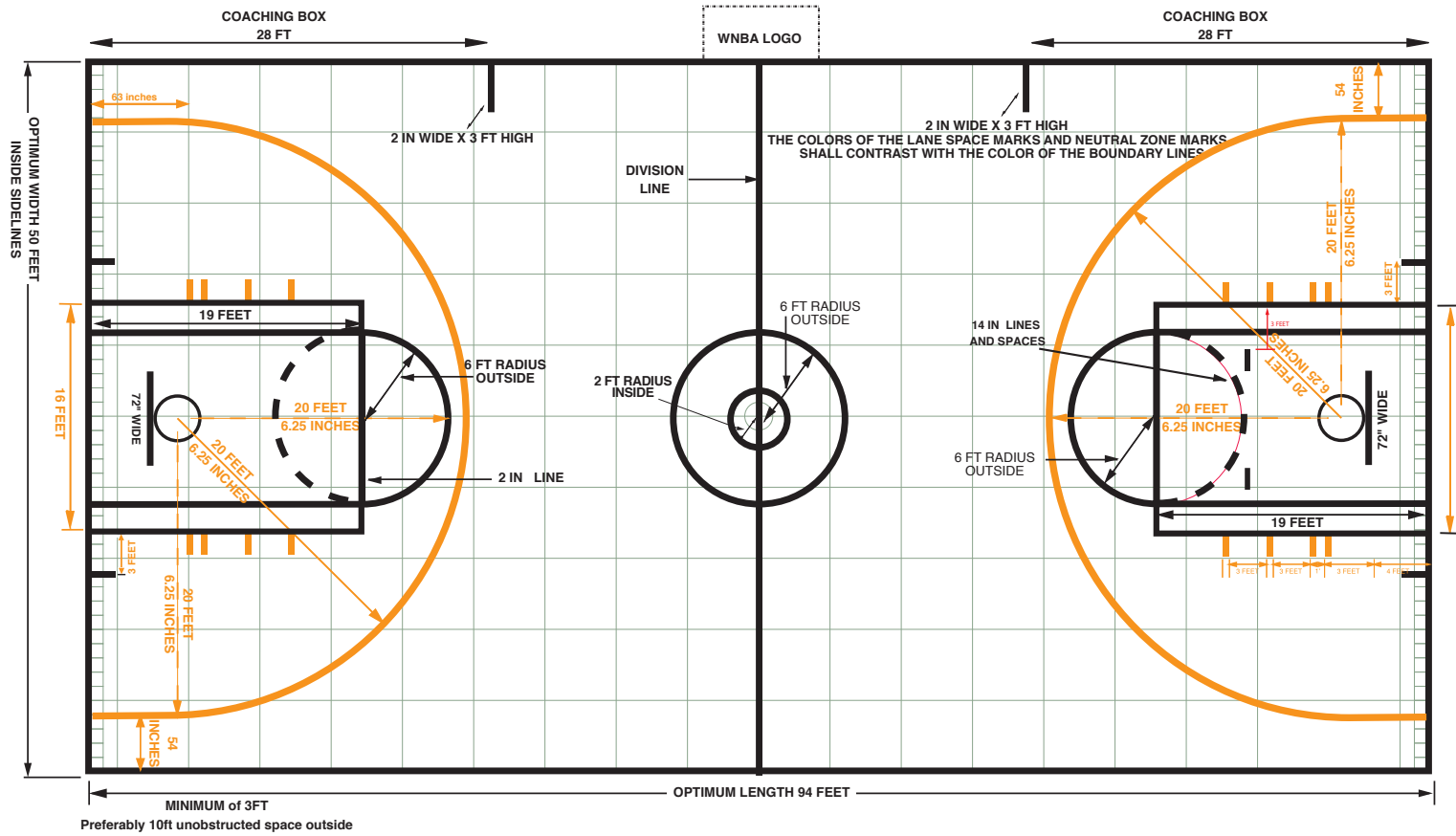
THE STAR SQUAD

The San Antonio Silver Stars Star Squad is a group of highly energetic men and women, 18 years of age or older, who entertain fans at every Silver Stars home game. The Star Squad is a unique, interactive team that not only performs, but serves as a vital part of the implementation and activation of all in-game promotions.

The Star Squad is led by choreographer Rachel Garcia, who oversees all interactive teams for the Spurs Sports & Entertainment family, including the Spurs Silver Dancers and Rampage Ice Girls.



COURT DIAGRAM



OFFICIAL WNBA COURT DIAGRAM

2 3 4 5 6 7 8 9 10 11 12 13 14 15 16 17 18 19 20 21 22 23 24 25 26 27 28 29



2011 TV/RADIO ROSTER




#23 DANIELLE ADAMS
F-C • 6-1 • Texas A&M



#32 JAYNE APPEL
C • 6-4 • Stanford



#41 TULLY BEVILAQUA
G • 5-7 • Australia



#25 BECKY HAMMON
G • 5-6 • Colorado State



#5 RONEEKA HODGES
G • 5-11 • Florida State



#7 JIA PERKINS
G • 5-8 • Texas Tech



#21 PORSHA PHILLIPS
F • 6-2 • Georgia



#00 RUTH RILEY
C • 6-5 • Notre Dame



#13 DANIELLE ROBINSON
G • 5-9 • Oklahoma



#3 SCHOLANDA ROBINSON
G • 5-11 • Louisiana State



#33 SOPHIA YOUNG
F • 6-1 • Baylor



DAN HUGHES
Head Coach • Sixth Season



STEVE SHUMAN
Asst. Coach • First Season



VICKIE JOHNSON
Asst. Coach • First Season



TONYA HOLLEY
Ath. Trainer • Sixth Season

NOISE

Go silver stars!

COXMEDIATM
GROUP San Antonio

Y100
the MOST country

MAGIC
105.3

COUNTRY LEGENDS * 680
KKYX

X1067
THE MOST COMMERCIAL FREE CLASSIC ROCK

KONO
101.1
San Antonio's Greatest Hits!

99.5 KISS
Rocks San Antonio



MORE THAN JUST QUALITY FUELS



The All-American gasoline. All across America.



America's largest independent refiner

From plastics to polymers, sulfur to asphalt, Valero products can be found in many items which improve people's lives.



An American brand of gasoline

Headquartered in San Antonio, TX with stations all across America, Valero is your perfect travel companion.



One of America's largest ethanol producers

Valero produces clean-burning ethanol from its 10 U.S. based plants.



Investing in wind power and bio-fuels

Valero is embracing the development of alternative fuels and other energy sources.



Sharing and caring

Volunteerism and charity are at the heart of Valero's culture. Each year Valero provides over \$25 million in charitable donations, and its employees donate over 100,000 hours in volunteer time in communities where they live and work.



valero.com



@ 6:30 PM

San Antonio's **Only**
6:30 Evening Newscast



RANDY BEAMER



ELSA RAMON

