



ATHENS 2004



# Volleyball

14 - 29 August

# Volley-ball

14 - 29 août

OFFICIAL RESULTS BOOK

BROCHURE DES RESULTATS OFFICIELS





## Medallists

Κάτοχοι Μεταλλίων / Médaillés

GOLD	SILVER	BRONZE
<b>CHN - China</b>	<b>RUS - Russia</b>	<b>CUB - Cuba</b>
2 C FENG Kun	2 TEBENIKHINA Irina	1 C RUIZ LUACES Yumilka
3 YANG Hao	4 L TYURINA Elena	3 CARRILLO de la PAZ Nancy
4 LIU Yanan	5 SHASHKOVA Liubov	5 L MARTINEZ ADLUN Maybelis
6 LI Shan	7 SAFRONOVA Natalia	6 RAMIREZ ECHEVARRIA Daimi
7 ZHOU Suhong	8 C ARTAMONOVA Evgenya	8 ORTIZ CHARRO Yaima
8 ZHAO Ruirui	9 TISHCHENKO Elizaveta	10 FERNANDEZ VALLE Ana Ivis
9 ZHANG Yuehong	10 CHUKANOVA Olga	11 MESA LUACES Liana
10 CHEN Jing	11 GAMOVA Ekaterina	12 CALDERON DIAZ Rosir
12 SONG Nina	12 SHESHENINA Marina	13 MUNOZ CARRAZANA Aniara
15 WANG Lina	13 KORUKOVETS Alexandra	16 TELLEZ PALACIO Dulce M.
16 L ZHANG Na	14 PLOTNIKOVA Elena	17 SANCHEZ SALFRAN Marta
18 ZHANG Ping	16 NIKOLAEVA Olga	18 BARROS FERNANDEZ Zoila

**Legend:**

C - Captain L - Libero



**Peace & Friendship Stadium**  
Στάδιο Ειρήνης και Φιλίας  
Stade de la Paix et de l'Amitié

**Volleyball**  
Πετοσφαίριση / Volleyball

**Women**  
Γυναικών / Femmes



**P4**

## Final Standings

Τελική Κατάταξη / Classement final

As of SAT 28 AUG 2004

Medal	Rank	Team
Gold	1	CHN - China
Silver	2	RUS - Russia
Bronze	3	CUB - Cuba
	4	BRA - Brazil
	5	ITA - Italy
	5	JPN - Japan
	5	KOR - Korea
	5	USA - United States
	9	GER - Germany
	9	GRE - Greece
	11	DOM - Dominican Republic
	11	KEN - Kenya



## Team Roster

Σύνθεση Ομάδας / Composition de l'équipe

### BRA - Brazil As of THU 12 AUG 2004 AT 18:16

No	C/L Name	Height m/ft in	Weight kb/lbs	Highest Reach		Date of Birth	Club	National Selections			
				Spike cm	Block cm			WCH	OG	Oth	Tot
1	OLIVEIRA Walewska	1.90/6'3"	77/170	310	290	01 OCT 1979	CBV	4	8	117	129
2	OLIVEIRA Elisangela	1.84/6'0"	84/185	302	282	30 OCT 1978	CBV	7	7	95	109
3	COIMBRA Erika	1.80/5'11"	64/141	301	280	23 MAR 1980	CBV	11	8	145	164
5	STEINBRECHER Marianne	1.88/6'2"	70/154	310	290	23 AUG 1983	CBV	0	0	0	0
7	SOUZA Helia	1.73/5'8"	73/161	283	264	10 MAR 1970	CBV	6	14	234	254
8	MENEZES Valeska	1.80/5'11"	62/137	302	290	23 APR 1976	CBV	10	0	38	48
9	GONZAGA Welissa	1.80/5'11"	73/161	300	287	09 SEP 1982	CBV	17	0	28	45
10	DIAS Virna	1.85/6'1"	70/154	306	294	31 AUG 1971	CBV	12	16	231	259
11	CHAGAS Ana	1.79/5'10"	59/130	296	286	18 OCT 1971	CBV	0	0	5	5
14	C VENTURINI Fernanda	1.81/5'11"	68/150	292	280	24 OCT 1970	CBV	37	19	286	342
15	L XAVIER Arlene	1.84/6'0"	74/163	399	290	20 DEC 1969	CBV	8	0	18	26
16	CLAUDINO Fabiana	1.94/6'4"	74/163	314	293	24 JAN 1985	MINAS TENIS CLUB	14	0	11	25
	<b>Team Minimum</b>	1.73/5'8"	59/130	283	264						0
	<b>Team Average</b>	1.83/6'0"	70/156	309	285						117
	<b>Team Maximum</b>	1.94/6'4"	84/185	399	294						342

Uniform Colours	Shirt	Shorts
<b>Main</b>	YELLOW	GREEN
<b>2nd</b>	GREEN	GREEN
<b>3rd</b>	WHITE	GREEN

#### Technical Staff:

<b>Team Manager</b>	PROENCA Jose
<b>Head Coach</b>	GUIMARAES Jose
<b>Assistant Coach</b>	BARROS Paulo Jr.
<b>Doctor</b>	NARDELLI Julio
<b>Therapist/Trainer</b>	BIZZOCCHI Carlos

#### Legend:

L - Libero Player   C - Team Captain   **WCH** - World Championships   **OG** - Olympic Games   **Oth** - Other International Competitions  
**Tot** - Total

**Note: The number of National Selections of Brazilian player OLIVEIRA Elisangela were corrected .**



## Team Roster

Σύνθεση Ομάδας / Composition de l'équipe

### CHN - China

As of THU 12 AUG 2004 AT 18:16

No	C/L Name	Height m/ft in	Weight kg/lbs	Highest Reach		Date of Birth	Club	National Selections			
				Spike cm	Block cm			WCH	OG	Oth	Tot
2	C FENG Kun	1.83/6'0"	75/165	319	310	28 DEC 1978	BEIJING	0	0	86	86
3	YANG Hao	1.83/6'0"	75/165	319	314	21 MAR 1980	LIAONING	0	0	39	39
4	LIU Yanan	1.86/6'1"	73/161	320	313	29 SEP 1980	LIAONING	0	0	36	36
6	LI Shan	1.85/6'1"	72/159	317	300	21 MAY 1980	TIANJIN	0	8	65	73
7	ZHOU Suhong	1.82/6'0"	72/159	313	305	23 APR 1979	ZHEJIANG	0	0	105	105
8	ZHAO Ruirui	1.97/6'6"	75/165	326	315	08 OCT 1981	ARMY	0	0	66	66
9	ZHANG Yuehong	1.82/6'0"	73/161	324	322	09 NOV 1975	LIAONING	0	8	45	53
10	CHEN Jing	1.82/6'0"	75/165	312	306	03 SEP 1975	SICHUAN	0	8	42	50
12	SONG Nina	1.79/5'10"	65/143	303	293	07 APR 1980	ARMY	0	0	56	56
15	WANG Lina	1.81/5'11"	75/165	319	300	05 FEB 1978	ARMY	8	0	65	73
16	L ZHANG Na	1.81/5'11"	70/154	302	292	19 APR 1980	TIANJIN	0	0	23	23
18	ZHANG Ping	1.87/6'2"	73/161	312	301	23 MAR 1982	TIANJIN	0	0	0	0
	<b>Team Minimum</b>	1.79/5'10"	65/143	302	292						0
	<b>Team Average</b>	1.84/6'0"	72/160	315	305						55
	<b>Team Maximum</b>	1.97/6'6"	75/165	326	322						105

Uniform Colours	Shirt	Shorts
<b>Main</b>	RED	RED
<b>2nd</b>	WHITE	BLUE
<b>3rd</b>	BLUE	BLUE

#### Technical Staff:

<b>Team Manager</b>	XU Li
<b>Head Coach</b>	CHEN Zhonghe
<b>Assistant Coach</b>	LAI Yawen
<b>Doctor</b>	WEI Yongji
<b>Therapist/Trainer</b>	ZHANG Jianzhang

#### Legend:

L - Libero Player   C - Team Captain   **WCH** - World Championships   **OG** - Olympic Games   **Oth** - Other International Competitions  
**Tot** - Total

**Note: The number of National Selections of Brazilian player OLIVEIRA Elisangela were corrected .**



## Team Roster

Σύνθεση Ομάδας / Composition de l'équipe

### CUB - Cuba As of THU 12 AUG 2004 AT 18:16

No	C/L	Name	Height m/ft in	Weight kg/lbs	Highest Reach		Date of Birth	Club	National Selections			
					Spike cm	Block cm			WCH	OG	Oth	Tot
1	C	RUIZ LUACES Yumiika	1.78/5'10"	63/139	326	305	08 MAY 1978	CAMAGUEY	25	16	30	71
3		CARRILLO de la PAZ Nancy	1.75/5'9"	74/163	320	315	11 JAN 1986	CIUDAD HABANA	3	0	60	63
5	L	MARTINEZ ADLUN Maybelis	1.78/5'10"	78/172	324	304	12 JUN 1977	CIUDAD HABANA	0	0	25	25
6		RAMIREZ ECHEVARRIA Daimi	1.80/5'11"	67/148	305	290	08 OCT 1983	CAMAGUEY	0	0	33	33
8		ORTIZ CHARRO Yaima	1.79/5'10"	72/159	326	303	09 NOV 1981	CIUDADN HABANA	0	0	15	15
10		FERNANDEZ VALLE Ana Ivis	1.84/6'0"	80/176	324	310	03 AUG 1973	SANCTI SPIRITUS	30	24	130	184
11		MESA LUACES Liana	1.82/6'0"	73/161	316	300	26 DEC 1977	CAMAGUEY	10	0	20	30
12		CALDERON DIAZ Rosir	1.89/6'2"	70/154	330	307	28 DEC 1984	CIUDADA HABANA	0	0	6	6
13		MUNOZ CARRAZANA Aniara	1.83/6'0"	66/146	306	289	24 JAN 1980	CIENFUEGOS	0	0	0	0
16		TELLEZ PALACIO Dulce M.	1.79/5'10"	74/163	319	302	12 SEP 1983	SANTIAGO DE CUBA	0	0	0	0
17		SANCHEZ SALFRAN Marta	1.78/5'10"	75/165	320	303	17 MAY 1973	HOLGUIN	30	8	35	73
18		BARROS FERNANDEZ Zoila	1.88/6'2"	72/159	328	307	06 AUG 1976	CIUDAD HABANA	20	8	35	63
		<b>Team Minimum</b>	1.75/5'9"	63/139	305	289						
		<b>Team Average</b>	1.81/5'11"	72/159	320	302						
		<b>Team Maximum</b>	1.89/6'2"	80/176	330	315						

Uniform Colours	Shirt	Shorts
<b>Main</b>	BLUE	BLUE
<b>2nd</b>	RED	RED
<b>3rd</b>	WHITE	WHITE

#### Technical Staff:

<b>Team Manager</b>	CASTILLO PEREZ Omelio
<b>Head Coach</b>	CALDERON BIET Luis Felipe
<b>Assistant Coach</b>	GEORGE LAFFITA Eugenio
<b>Therapist/Trainer</b>	GEORGE LAFFITA Elder

#### Legend:

L - Libero Player   C - Team Captain   **WCH** - World Championships   **OG** - Olympic Games   **Oth** - Other International Competitions  
**Tot** - Total

**Note: The number of National Selections of Brazilian player OLIVEIRA Elisangela were corrected .**



## Team Roster

Σύνθεση Ομάδας / Composition de l'équipe

### DOM - Dominican Republic As of THU 12 AUG 2004 AT 18:16

No	C/L Name	Height m/ft in	Weight kb/lbs	Highest Reach		Date of Birth	Club	National Selections			
				Spike cm	Block cm			WCH	OG	Oth	Tot
1	VARGAS VALDEZ Annerys	1.91/6'3"	70/154	303	298	07 AUG 1982	MODECA	14	0	102	116
3	BAUTISTA Yudelkys	1.93/6'4"	68/150	312	308	05 DEC 1974	MIRADOR	18	0	199	217
5	L CARRERA PICHARDO Evelyn	1.82/6'0"	70/154	301	297	05 OCT 1971	LOS PRADOS	14	0	206	220
6	CASO SIERRA Alexandra	1.68/5'6"	59/130	243	241	25 APR 1987	MIRADOR	0	0	76	76
7	MERCEDES HEREDIA Sofia E.	1.85/6'1"	70/154	185	306	25 MAY 1976	INDEPENDENCIA	0	0	110	110
8	SAVINON PEREZ Juana	1.81/5'11"	75/165	305	300	13 SEP 1980	EVOSANCRIS	11	0	99	110
10	CABRAL DELA CRUZ Milagros	1.85/6'1"	63/139	308	305	17 OCT 1978	LOS CACHORROS	11	0	241	252
11	GONZALEZ SANCHEZ Juana M.	1.85/6'1"	70/154	295	290	03 JAN 1979	MODECA	0	0	75	75
12	C JACKSON CABRERA Francia	1.68/5'6"	71/157	280	275	08 NOV 1975	MIRADOR	11	0	253	264
14	RIVERA BRENS Prisilla	1.83/6'0"	67/148	309	305	29 DEC 1986	DEPORTIVO NACIONAL	11	0	126	137
15	RODRIGUEZ ANDINO Cosiris	1.91/6'3"	72/159	313	305	30 AUG 1977	SAN CRISTOBAL	11	0	239	250
16	MORETA PEREZ Kenia	1.91/6'3"	76/168	310	305	07 APR 1981	MIRADOR	8	0	173	181
	<b>Team Minimum</b>	1.68/5'6"	59/130	185	241						75
	<b>Team Average</b>	1.83/6'0"	69/153	288	294						167
	<b>Team Maximum</b>	1.93/6'4"	76/168	313	308						264

Uniform Colours	Shirt	Shorts
<b>Main</b>	RED	RED
<b>2nd</b>	WHITE	WHITE
<b>3rd</b>	BLUE	BLUE

#### Technical Staff:

<b>Team Manager</b>	ARIAS Ricardo
<b>Head Coach</b>	GARBAY CASTILLO Jorge Ignacio
<b>Assistant Coach</b>	ROMERO MEDINA Hector
<b>Doctor</b>	FIGUEROA Victor Migrel
<b>Therapist/Trainer</b>	SANCHEZ DURAN Wilson Antonio

#### Legend:

L - Libero Player   C - Team Captain   **WCH** - World Championships   **OG** - Olympic Games   **Oth** - Other International Competitions  
**Tot** - Total

**Note: The number of National Selections of Brazilian player OLIVEIRA Elisangela were corrected .**



## Team Roster

Σύνθεση Ομάδας / Composition de l'équipe

### GER - Germany As of THU 12 AUG 2004 AT 18:16

No	C/L Name	Height m/ft in	Weight kg/lbs	Highest Reach		Date of Birth	Club	National Selections			
				Spike cm	Block cm			WCH	OG	Oth	Tot
3	HART Tanja	1.76/5'9"	63/139	291	275	24 JAN 1974	N.N.	8	13	135	156
4	L TZSCHERLICH Kerstin	1.79/5'10"	71/157	295	282	15 FEB 1978	DRESDNER SC	11	8	101	120
6	SCHLECHT Julia	1.78/5'10"	65/143	298	277	16 MAR 1980	TSV BAYER 04 LEVERKUSEN	0	0	47	47
8	DUMLER Cornelia	1.80/5'11"	68/150	309	285	22 JAN 1982	TSV BAYER 04 LEVERKUSEN	0	0	49	49
9	BENECKE Christina	1.90/6'3"	76/168	314	291	14 OCT 1974	TV FISCHBEK HAMBURG	1	7	123	131
11	FURST Christiane	1.92/6'4"	78/172	305	291	29 MAR 1985	DRESDNER SC	0	0	16	16
12	KULAKOVA Olessya	1.91/6'3"	75/165	315	298	31 JAN 1977	SCHWERINER SC	8	0	58	66
13	BOUAGAA Atika	1.81/5'11"	68/150	306	289	22 MAY 1982	MODENA (ITA)	6	0	52	58
14	RADZUWEIT Kathy	1.96/6'5"	77/170	319	300	02 MAR 1982	TSV BAYER 04 LEVERKUSEN	3	0	72	75
15	C GRUN Angelina	1.85/6'1"	67/148	309	287	02 DEC 1979	FOPPAPEDRETTI BERGAMO	11	7	143	161
16	SYLVESTER Judith	1.94/6'4"	88/194	312	296	13 OCT 1977	LODI	8	8	124	140
17	THUMM Birgit	1.86/6'1"	73/161	310	289	03 JUL 1980	ROTE RADEN VILSBIBURG	8	0	66	74
	<b>Team Minimum</b>	1.76/5'9"	63/139	291	275						16
	<b>Team Average</b>	1.85/6'1"	72/160	306	288						91
	<b>Team Maximum</b>	1.96/6'5"	88/194	319	300						161

Uniform Colours	Shirt	Shorts
<b>Main</b>	BLACK	BLACK
<b>2nd</b>	WHITE	BLACK
<b>3rd</b>	RED	BLACK

#### Technical Staff:

<b>Team Manager</b>	ENDRES Thorsten
<b>Head Coach</b>	LEE Hee Wan
<b>Assistant Coach</b>	von SOOSTEN Helmut
<b>Doctor</b>	KASS Antonius
<b>Therapist/Trainer</b>	KLASSEN Uwe

#### Legend:

L - Libero Player   C - Team Captain   WCH - World Championships   OG - Olympic Games   Oth - Other International Competitions  
 Tot - Total

Note: The number of National Selections of Brazilian player OLIVEIRA Elisangela were corrected .





## Team Roster

Σύνθεση Ομάδας / Composition de l'équipe

### GRE - Greece

As of THU 12 AUG 2004 AT 18:16

No	C/L Name	Height m/ft in	Weight kb/lbs	Highest Reach		Date of Birth	Club	National Selections			
				Spike cm	Block cm			WCH	OG	Oth	Tot
1	PRONIADOU Zanna	1.90/6'3"	82/181	305	300	13 DEC 1978	FILATHLITIKOS	8	0	42	50
2	C GKARAGKOUNI Maria	1.81/5'11"	79/174	307	290	21 DEC 1975	FO VRILISSIA	0	0	181	181
4	GKARAGKOUNI Niki	1.85/6'1"	84/185	313	295	12 MAR 1977	PANATHINAIKOS	8	0	53	61
6	MEMETZI Eleni	1.82/6'0"	70/154	293	287	12 JAN 1975	FO VRILISSIA	6	0	115	121
8	SAKKOULA Charikleia	1.80/5'11"	65/143	193	287	18 DEC 1973	PANATHINAIKOS	8	0	154	162
9	CHATZINIKOU Eleftheria	1.83/6'0"	63/139	288	280	20 APR 1978	FILATHLITIKOS	8	0	93	101
10	L VLACHOU Ioanna	1.67/5'6"	63/139	278	270	14 MAY 1981	FILATHLITIKOS	8	0	103	111
11	PAPAZOGLU Vasiliki	1.85/6'1"	83/183	299	292	24 AUG 1979	GS PANELLINIOS	6	0	111	117
14	IORDANIDOU Sofia	1.91/6'3"	79/174	304	297	03 MAY 1974	OFA APOLLINIOS	0	0	148	148
15	TZANAKAKI Georgia	1.89/6'2"	85/187	280	278	01 DEC 1980	GS PANELLINIOS	0	0	23	23
16	KIOSI Eleni	1.84/6'0"	69/152	278	267	27 FEB 1985	GS IRAKLIS	4	0	4	8
18	NTOUMITRESKOU Rouxantra-Kon	1.86/6'1"	71/157	298	287	20 APR 1977	PANATHINAIKOS	0	0	5	5
	<b>Team Minimum</b>	1.67/5'6"	63/139	193	267						5
	<b>Team Average</b>	1.83/6'0"	74/164	286	285						90
	<b>Team Maximum</b>	1.91/6'3"	85/187	313	300						181

Uniform Colours	Shirt	Shorts
<b>Main</b>	D.BLUE	D.BLUE
<b>2nd</b>	L.BLUE	D.BLUE
<b>3rd</b>	WHITE	D.BLUE

#### Technical Staff:

<b>Team Manager</b>	BOUSMPOUKIS Nikolaos
<b>Head Coach</b>	FLOROS Dimitrios
<b>Assistant Coach</b>	ANDREOPOULOS Dimitrios
<b>Therapist/Trainer</b>	VERTA Ioulia

#### Legend:

L - Libero Player   C - Team Captain   **WCH** - World Championships   **OG** - Olympic Games   **Oth** - Other International Competitions  
**Tot** - Total

**Note: The number of National Selections of Brazilian player OLIVEIRA Elisangela were corrected .**



## Team Roster

Σύνθεση Ομάδας / Composition de l'équipe

### ITA - Italy As of THU 12 AUG 2004 AT 18:16

No	C/L Name	Height m/ft in	Weight kg/lbs	Highest Reach		Date of Birth	Club	National Selections			
				Spike cm	Block cm			WCH	OG	Oth	Tot
2	RINIERI DENNIS Simona	1.90/6'3"	83/183	307	281	01 SEP 1977	CANNES	19	5	252	276
3	TOGUT Elisa	1.93/6'4"	73/161	320	295	14 MAY 1978	VINI MONTE SCHIAVO	19	5	207	231
4	C LEGGERI Manuela	1.83/6'0"	74/163	312	281	09 MAY 1976	VINI MONTE SCHIAVO	19	5	262	286
8	BARAZZA Jenny	1.88/6'2"	77/170	300	285	24 JUN 1981	FOPPAPEDRETTI	0	0	75	75
9	CENTONI Nadia	1.85/6'1"	70/154	307	291	19 JUN 1981	SCAVOLINI	0	0	104	104
10	PAGGI Paola	1.82/6'0"	75/165	306	278	06 DEC 1976	FOPPAPEDRETTI	11	5	157	173
12	PICCININI Francesca	1.84/6'0"	74/163	304	279	10 JAN 1979	FOPPAPEDRETTI	19	5	227	251
13	SECOLO Manuela	1.80/5'11"	70/154	302	279	22 FEB 1977	FOPPAPEDRETTI	0	0	14	14
14	LO BIANCO Eleonora	1.73/5'8"	68/150	287	273	22 DEC 1979	VINI MONTE SCHIAVO	19	5	217	241
15	del CORE Antonella	1.80/5'11"	73/161	296	279	05 NOV 1980	SCAVOLINI	0	0	5	5
16	FERRETTI Francesca	1.80/5'11"	72/159	296	280	15 FEB 1984	VOLLEY MODENA	0	0	14	14
17	L CARDULLO Paola	1.63/5'4"	56/123	275	268	18 MAR 1982	ASYSTEL	11	0	98	109
	<b>Team Minimum</b>	1.63/5'4"	56/123	275	268						5
	<b>Team Average</b>	1.81/5'11"	72/159	301	280						148
	<b>Team Maximum</b>	1.93/6'4"	83/183	320	295						286

Uniform Colours	Shirt	Shorts
<b>Main</b>	ROYAL BLUE	ROYAL BLUE
<b>2nd</b>	WHITE	ROYAL BLUE
<b>3rd</b>	DARK BLUE	ROYAL BLUE

#### Technical Staff:

<b>Team Manager</b>	GHEZZI Alberto
<b>Head Coach</b>	BONITTA Marco
<b>Assistant Coach</b>	MENCARELLI Marco
<b>Doctor</b>	CARPI Massimo
<b>Therapist/Trainer</b>	NOCENTINI Luca

#### Legend:

L - Libero Player   C - Team Captain   **WCH** - World Championships   **OG** - Olympic Games   **Oth** - Other International Competitions  
**Tot** - Total

**Note: The number of National Selections of Brazilian player OLIVEIRA Elisangela were corrected .**



## Team Roster

Σύνθεση Ομάδας / Composition de l'équipe

### JPN - Japan

As of THU 12 AUG 2004 AT 18:16

No	C/L	Name	Height m/ft in	Weight kg/lbs	Highest Reach		Date of Birth	Club	National Selections			
					Spike cm	Block cm			WCH	OG	Oth	Tot
1	C	YOSHIHARA Tomoko	1.80/5'11"	63/139	305	295	04 FEB 1970	PIONEER RED WINGS	16	10	197	223
2		TSUJI Chie	1.77/5'10"	68/150	298	285	09 AUG 1969	MOBARA ALUKAS	16	0	114	130
3	L	NARITA Ikumi	1.73/5'8"	68/150	297	276	01 JAN 1976	HISAMITSU SPRINGS	8	5	133	146
4		SASAKI Miki	1.82/6'0"	77/170	317	307	15 DEC 1976	PIONEER RED WINGS	8	0	80	88
5		OMURA Kanako	1.84/6'0"	69/152	319	290	15 DEC 1976	HISAMITSU SPRINGS	0	0	38	38
7		TAKESHITA Yoshie	1.59/5'3"	55/121	280	270	18 MAR 1978	JT MARVELOUS	0	0	78	78
9		TAKAHASHI Miyuki	1.70/5'7"	67/148	285	280	25 DEC 1978	NEC RED ROCKETS	5	0	78	83
12		SUGIYAMA Sachiko	1.84/6'0"	69/152	310	305	19 OCT 1979	NEC RED ROCKETS	5	0	78	83
13		OTOMO Ai	1.83/6'0"	71/157	312	305	24 MAR 1982	NEC RED ROCKETS	0	0	48	48
14		OYAMA Kana	1.87/6'2"	83/183	308	287	19 JUN 1984	TORAY ARROWS	0	0	48	48
16		KURIHARA Megumi	1.86/6'1"	71/157	305	285	31 JUL 1984	NEC RED ROCKETS	0	0	33	33
18		KIMURA Saori	1.83/6'0"	66/146	298	293	19 AUG 1986	SHIMOKITAZAWA SEITOKU	0	0	24	24
<b>Team Minimum</b>			1.59/5'3"	55/121	280	270						
<b>Team Average</b>			1.79/5'10"	68/152	302	289						
<b>Team Maximum</b>			1.87/6'2"	83/183	319	307						

Uniform Colours	Shirt	Shorts
<b>Main</b>	NAVY BLUE	NAVY BLUE
<b>2nd</b>	BLACK	BLACK
<b>3rd</b>	WHITE	BLACK

#### Technical Staff:

<b>Team Manager</b>	NAKAMURA Masae
<b>Head Coach</b>	YANAGIMOTO Shoichi
<b>Assistant Coach</b>	NISHIMURA Yoshitaka
<b>Doctor</b>	YAMAGUCHI Hiroshi
<b>Therapist/Trainer</b>	NAKAMURA Kazumi

#### Legend:

L - Libero Player   C - Team Captain   **WCH** - World Championships   **OG** - Olympic Games   **Oth** - Other International Competitions  
**Tot** - Total

**Note: The number of National Selections of Brazilian player OLIVEIRA Elisangela were corrected .**



## Team Roster

Σύνθεση Ομάδας / Composition de l'équipe

### KEN - Kenya

As of THU 12 AUG 2004 AT 18:16

No	C/L Name	Height m/ft in	Weight kb/lbs	Highest Reach		Date of Birth	Club	National Selections			
				Spike cm	Block cm			WCH	OG	Oth	Tot
1	JEBET Philister	1.85/6'1"	70/154	290	280	12 SEP 1984	INDIAN HILLS UNIV.	1	0	4	5
4	TARUS Abigael	1.75/5'9"	66/146	282	261	26 AUG 1982	KENYA PIPECING	1	0	4	5
5	NYONGESA Nancy	1.75/5'9"	68/150	280	260	18 JUN 1987	LUGULU	1	0	6	7
6	WANJIRU Catherine	1.83/6'0"	83/183	285	265	07 AUG 1978	KENYA PIPELINE	1	0	6	7
7	WANJA Janet	1.73/5'8"	65/143	289	280	24 FEB 1984	KENYA PIPELINE	1	0	1	2
9	NAKHOMICHA Dorcas	1.74/5'9"	70/154	295	285	31 MAR 1971	TELKOM	1	1	11	13
11	OBUNAGA Roselidah	1.80/5'11"	70/154	284	272	23 DEC 1973	SOUTHWEST MISSOURI	1	1	11	13
13	KAMENDE Leonidas	1.83/6'0"	78/172	291	277	28 AUG 1979	KENYA PIPELINE	1	0	7	8
14	C BARASA Violet	1.78/5'10"	66/146	308	295	21 JUN 1975	G.S. PANELLINIOS	2	1	13	16
15	NASIKANDA Gladys	1.82/6'0"	75/165	240	300	25 JUL 1978	UNION UNIVERSITY	1	0	8	9
17	L WESUTILA Mercy	1.53/5'0"	60/132	270	250	08 MAR 1976	KENYA PIPELINE	2	1	19	22
18	SERENGE Judith	1.55/5'1"	64/141	256	245	21 JAN 1976	KENYA PIPELINE	1	1	18	20
	<b>Team Minimum</b>	1.53/5'0"	60/132	240	245						2
	<b>Team Average</b>	1.74/5'9"	69/153	280	272						10
	<b>Team Maximum</b>	1.85/6'1"	83/183	308	300						22

Uniform Colours	Shirt	Shorts
<b>Main</b>	GREEN	GREEN
<b>2nd</b>	RED	RED
<b>3rd</b>	BLACK	BLACK

#### Technical Staff:

<b>Team Manager</b>	MINJA Grace Achieng
<b>Head Coach</b>	MUGE Abdulriman Kibet
<b>Assistant Coach</b>	LUNGAHO David
<b>Therapist/Trainer</b>	KIRONGO Sammy

#### Legend:

L - Libero Player   C - Team Captain   **WCH** - World Championships   **OG** - Olympic Games   **Oth** - Other International Competitions  
**Tot** - Total

**Note: The number of National Selections of Brazilian player OLIVEIRA Elisangela were corrected .**



## Team Roster

Σύνθεση Ομάδας / Composition de l'équipe

### KOR - Korea

As of THU 12 AUG 2004 AT 18:16

No	C/L Name	Height m/ft in	Weight kg/lbs	Highest Reach		Date of Birth	Club	National Selections			
				Spike cm	Block cm			WCH	OG	Oth	Tot
1	LEE Jung Ok	1.79/5'10"	72/159	280	272	19 JUL 1983	LG CALTEXOIL	4	0	11	15
3	KANG Hye Mi	1.73/5'8"	62/137	300	285	27 APR 1974	HYUNDAI	13	16	158	187
4	C KU Min Jung	1.81/5'11"	73/161	315	300	25 AUG 1973	HYUNDAI	6	8	119	133
5	KIM Sa Nee	1.80/5'11"	72/159	302	292	21 JUN 1981	KOREA HIGHWAY	11	0	95	106
6	CHOI Kwang Hee	1.73/5'8"	73/161	304	289	25 MAY 1974	KT and G	11	16	175	202
8	L NAM Jie Youn	1.72/5'8"	63/139	290	278	25 MAY 1983	LG CALTEX OIL	4	0	31	35
9	CHANG So Yun	1.84/6'0"	76/168	312	301	11 NOV 1974	HYUNDAI	13	16	158	187
11	KIM Mi Jin	1.82/6'0"	65/143	300	290	22 JUL 1979	KOREA HIGHWAY	11	0	53	64
12	PAK Sun Mi	1.78/5'10"	65/143	275	268	03 FEB 1982	HYUNDAI	0	0	4	4
13	JUNG Dae Young	1.83/6'0"	73/161	315	308	12 AUG 1981	HYUNDAI	11	0	69	80
14	HAN Song Yi	1.85/6'1"	67/148	304	291	05 SEP 1984	KOREA HIGHWAY	0	0	14	14
15	KIM Se Young	1.90/6'3"	71/157	315	300	04 JUN 1981	KT and G	0	0	38	38
	<b>Team Minimum</b>	1.72/5'8"	62/137	275	268						4
	<b>Team Average</b>	1.80/5'11"	69/153	301	289						88
	<b>Team Maximum</b>	1.90/6'3"	76/168	315	308						202

Uniform Colours	Shirt	Shorts
<b>Main</b>	WHITE	BLACK
<b>2nd</b>	BLUE	DARK BLUE
<b>3rd</b>	RED	BLACK

#### Technical Staff:

<b>Team Manager</b>	LEE Sang Kyun
<b>Head Coach</b>	KIM Cheol Yong
<b>Assistant Coach</b>	SHIN Man Geun
<b>Therapist/Trainer</b>	SHIN Key-Moon

#### Legend:

L - Libero Player   C - Team Captain   **WCH** - World Championships   **OG** - Olympic Games   **Oth** - Other International Competitions  
**Tot** - Total

**Note: The number of National Selections of Brazilian player OLIVEIRA Elisangela were corrected .**



## Team Roster

Σύνθεση Ομάδας / Composition de l'équipe

### RUS - Russia

As of THU 12 AUG 2004 AT 18:16

No	C/L Name	Height m/ft in	Weight kb/lbs	Highest Reach		Date of Birth	Club	National Selections			
				Spike cm	Block cm			WCH	OG	Oth	Tot
2	TEBENIKHINA Irina	1.90/6'3"	76/168	308	299	05 DEC 1978	URALOCHKA	0	0	114	114
4	L TYURINA Elena	1.84/6'0"	82/181	297	286	12 APR 1971	URALOCHKA	24	24	471	519
5	SHASHKOVA Liubov	1.94/6'4"	76/168	308	304	04 DEC 1977	BERGAMO	8	11	152	171
7	SAFRONOVA Natalia	1.88/6'2"	69/152	300	293	06 FEB 1979	URALOCHKA	11	0	156	167
8	C ARTAMONOVA Evgenya	1.92/6'4"	76/168	315	306	17 JUL 1975	URALOCHKA	17	19	386	422
9	TISHCHENKO Elizaveta	1.90/6'3"	75/165	309	302	07 FEB 1975	URALOCHKA	26	16	393	435
10	CHUKANOVA Olga	1.80/5'11"	76/168	305	294	09 JUN 1980	URALOCHKA	18	0	145	163
11	GAMOVA Ekaterina	2.04/6'8"	80/176	321	310	17 OCT 1980	URALOCHKA	11	8	174	193
12	SHESHENINA Marina	1.80/5'11"	62/137	289	277	26 JUN 1985	URALOCHKA	0	0	52	52
13	KORUKOVETS Alexandra	1.83/6'0"	72/159	305	302	01 OCT 1976	UNIVERSITY	0	0	46	46
14	PLOTNIKOVA Elena	1.85/6'1"	73/161	306	298	26 JUL 1978	URALOCHKA	13	0	143	156
16	NIKOLAEVA Olga	1.90/6'3"	74/163	306	302	14 MAY 1972	LENINGRADKA	0	0	0	0
	<b>Team Minimum</b>	1.80/5'11"	62/137	289	277						0
	<b>Team Average</b>	1.88/6'2"	74/164	305	297						203
	<b>Team Maximum</b>	2.04/6'8"	82/181	321	310						519

Uniform Colours	Shirt	Shorts
<b>Main</b>	BLUE	BLUE
<b>2nd</b>	RED	RED
<b>3rd</b>	WHITE	BLUE/RED

#### Technical Staff:

<b>Team Manager</b>	OMELCHENKO Mikhail
<b>Head Coach</b>	KARPOL Nikolay
<b>Assistant Coach</b>	OGUIENKO Valentina
<b>Doctor</b>	MAMAYEV Yuri
<b>Therapist/Trainer</b>	ESTES Jeremiah Oiaio

#### Legend:

L - Libero Player   C - Team Captain   **WCH** - World Championships   **OG** - Olympic Games   **Oth** - Other International Competitions  
**Tot** - Total

Note: The number of National Selections of Brazilian player OLIVEIRA Elisangela were corrected .



## Team Roster

Σύνθεση Ομάδας / Composition de l'équipe

### USA - United States As of THU 12 AUG 2004 AT 18:16

No	C/L Name	Height m/ft in	Weight kb/lbs	Highest Reach		Date of Birth	Club	National Selections			
				Spike cm	Block cm			WCH	OG	Oth	Tot
1	PHIPPS Prikeba	1.90/6'3"	80/176	319	303	30 JUN 1969	MINAS TENNIS CLUBE	11	5	100	116
2	SCOTT Danielle	1.87/6'2"	83/183	325	302	01 OCT 1972	PALLAVOLO CHERI (ITA)	18	16	238	272
3	HANEEF Tayyiba	2.00/6'7"	81/179	328	312	23 MAR 1979	USA NATIONAL TEAM	11	0	67	78
4	BERG Lindsey	1.72/5'8"	74/163	287	274	16 JUL 1980	USA NATIONAL TEAM	0	0	49	49
5	L SYKORA Stacy	1.77/5'10"	58/128	305	295	24 JUN 1977	OLYMPIA THEODORA (ITA)	11	8	163	182
6	BACHMAN Elisabeth	1.93/6'4"	85/187	311	300	07 NOV 1978	USA NATIONAL TEAM	11	0	67	78
7	BOWN Heather	1.90/6'3"	88/194	301	290	29 NOV 1978	MODENA (ITA)	11	8	129	148
9	NNAMANI Ogonna	1.85/6'1"	77/170	315	305	29 JUL 1983	STANFORD UNIVERSITY	0	0	6	6
11	AH MOW SANTOS Robyn	1.72/5'8"	68/150	291	281	15 SEP 1975	USA NATIONAL TEAM	0	8	126	134
12	METCALF Nancy	1.85/6'1"	74/163	314	292	12 NOV 1978	DESPAR PERUGIA	11	0	85	96
13	C CROSS BATTLE Tara	1.82/6'0"	76/168	302	301	16 SEP 1968	USA NATIONAL TEAM	25	22	340	387
15	TOM Logan	1.85/6'1"	74/163	306	297	25 MAY 1981	GIANNO PIERALLSI (ITA)	11	8	98	117
	<b>Team Minimum</b>	1.72/5'8"	58/128	287	274						6
	<b>Team Average</b>	1.84/6'0"	76/169	308	296						138
	<b>Team Maximum</b>	2.00/6'7"	88/194	328	312						387

Uniform Colours	Shirt	Shorts
<b>Main</b>	BLUE	BLUE
<b>2nd</b>	WHITE	BLUE
<b>3rd</b>	RED	BLUE

#### Technical Staff:

<b>Team Manager</b>	PINGEL Tom
<b>Head Coach</b>	YOSHIDA Toshiaki
<b>Assistant Coach</b>	HAMBLY Kevin
<b>Doctor</b>	WEINSTEIN David
<b>Therapist/Trainer</b>	HILL JR Emery

#### Legend:

L - Libero Player   C - Team Captain   **WCH** - World Championships   **OG** - Olympic Games   **Oth** - Other International Competitions  
**Tot** - Total

**Note: The number of National Selections of Brazilian player OLIVEIRA Elisangela were corrected .**



**P4**

**Results Table - Final Round**

Πίνακας Αποτελεσμάτων - Τελικός Γύρος / Tableau des résultats - finale


Match	Phase	Date	Teams	Sets	Points per Set					Total Points	Match Duration	Spectators
					1	2	3	4	5			
31	Quarterfinal	24 AUG 2004	BRA vs USA	3 - 2	25-22	25-20	22-25	25-27	15-6	112-100	2h19m	8,150
32	Quarterfinal	24 AUG 2004	KOR vs RUS	0 - 3	17-25	15-25	22-25			54-75	1h15m	2,780
33	Quarterfinal	24 AUG 2004	ITA vs CUB	2 - 3	23-25	25-14	25-22	14-25	12-15	99-101	1h57m	7,680
34	Quarterfinal	24 AUG 2004	JPN vs CHN	0 - 3	20-25	22-25	20-25			62-75	1h21m	3,520
35	Semifinal	26 AUG 2004	BRA vs RUS	2 - 3	25-18	25-21	22-25	26-28	14-16	112-108	2h14m	8,150
36	Semifinal	26 AUG 2004	CUB vs CHN	2 - 3	22-25	20-25	25-17	25-23	10-15	102-105	2h03m	5,120
37	Bronze Medal	28 AUG 2004	BRA vs CUB	1 - 3	22-25	22-25	25-14	17-25		86-89	1h41m	4,200
38	Gold Medal	28 AUG 2004	RUS vs CHN	2 - 3	30-28	27-25	20-25	23-25	12-15	112-118	2h19m	4,242

Statistics of	Average match duration	Average spectators	Total spectators
<b>Preliminary Round</b>	1h30m	3,692	110,762
<b>Final Round</b>	1h53m	5,480	43,842
<b>Tournament</b>	1h35m	4,068	154,604

QUARTERFINAL

SEMIFINAL

FINAL







P2

**Match Results**

Αποτελέσματα Αγώνα / Résultats du match

Match No: 38 Start Time: 20:10 End Time: 22:29 Match Duration: 2h19m Spectators: 4,242

**RUS vs CHN**  
**2 3**

Team	Sets	1	2	3	4	5	Total
RUS	2	30	27	20	23	12	112
CHN	3	28	25	25	25	15	118
Playing Time		31m	30m	24m	26m	16m	2h07m

First Referee: PEREYRA Juan Angel (ARG)

Second Referee: SALVATORE Patricia A (USA)

RUS - Russia								
No	C/L	Name	1	2	3	4	5	Pts
2		TEBENIKHINA Irina	3	4	3	3	3	14
4	L	TYURINA Elena	L	L	L	L	L	
5		SHASHKOVA Liubov	1	2	1	1	1	23
7		SAFRONOVA Natalia						
8	C	ARTAMONOVA Evgenya						
9		TISHCHENKO Elizaveta	6	1	6	6	6	7
10		CHUKANOVA Olga		2				
11		GAMOVA Ekaterina	4	5	4	4	4	33
12		SHESHENINA Marina	2	3	2	2	2	2
13		KORUKOVETS Alexandra						
14		PLOTNIKOVA Elena	5	6	5	5	5	10
16		NIKOLAEVA Olga		9				
Head Coach:		KARPOL Nikolay (RUS)						
Assistant Coach:		OGUIENKO Valentina (RUS)						

CHN - China								
No	C/L	Name	1	2	3	4	5	Pts
2	C	FENG Kun	1	1	1	1	1	11
3		YANG Hao	5	5	5	5	5	21
4		LIU Yanan	3	3	3	3	3	12
6		LI Shan		7			9	
7		ZHOU Suhong	4	4	4	4	4	15
9		ZHANG Yuehong		15	2	2	2	15
10		CHEN Jing		15				
12		SONG Nina						
15		WANG Lina	2	2	4			5
16	L	ZHANG Na	L	L	L	L	L	
18		ZHANG Ping	6	6	6	6	6	25
Head Coach:		CHEN Zhonghe (CHN)						
Assistant Coach:		LAI Yawen (CHN)						

**TEAM AND PLAYER PERFORMANCES**

Won	Total Atts	No	Name
<b>74</b>	<b>175</b>	<b>Total Team</b>	
28	63	11	GAMOVA Ekaterina
20	62	5	SHASHKOVA Liubov
13	20	2	TEBENIKHINA Irina
<b>14</b>	<b>85</b>	<b>Total Team</b>	
4	17	11	GAMOVA Ekaterina
3	17	14	PLOTNIKOVA Elena
3	15	5	SHASHKOVA Liubov
<b>1</b>	<b>113</b>	<b>Total Team</b>	
1	21	11	GAMOVA Ekaterina
<b>23</b>		<b>Total Team</b>	
<b>112</b>	<b>373</b>	<b>Total Team</b>	
33	101	11	GAMOVA Ekaterina

Scoring Skills
<b>Spike</b>
<b>Block</b>
<b>Serve</b>
<b>Opp Error</b>
<b>Total</b>
<b>Best Scorer</b>

Won	Total Atts	No	Name
<b>87</b>	<b>177</b>	<b>Total Team</b>	
21	38	18	ZHANG Ping
19	42	3	YANG Hao
15	23	7	ZHOU Suhong
<b>15</b>	<b>88</b>	<b>Total Team</b>	
8	25	2	FENG Kun
3	23	18	ZHANG Ping
2	9	3	YANG Hao
<b>2</b>	<b>117</b>	<b>Total Team</b>	
1	22	18	ZHANG Ping
1	16	2	FENG Kun
<b>14</b>		<b>Total Team</b>	
<b>118</b>	<b>382</b>	<b>Total Team</b>	
25	83	18	ZHANG Ping

**Legend:**

C - Team Captain n - Starting Line-Up where n=starting position on Court (i.e. positions 1 to 6)  
 nn - Substitute where nn=jersey number of out going player L - Libero Player L - Substitute Libero Pts - Points scored  
 Atts - Attempts Opp - Opponent



P2

## Match Results

Αποτελέσματα Αγώνα / Résultats du match

Match No: 37 Start Time: 18:00 End Time: 19:41 Match Duration: 1h41m Spectators: 4,200

**BRA vs CUB**  
**1 3**

Team	Sets	1	2	3	4	Total
BRA	1	22	22	25	17	86
CUB	3	25	25	14	25	89
Playing Time		24m	25m	20m	23m	1h32m

First Referee: SALONEN Jarmo (FIN)

Second Referee: DIETRICH Ryszard (POL)

BRA - Brazil						
No	C/L Name	1	2	3	4	5 Pts
1	OLIVEIRA Walewska	2		3	3	3
2	OLIVEIRA Elisangela		14		14	
3	COIMBRA Erika	4	5	5	5	9
5	STEINBRECHER Marianne	3				1
7	SOUZA Helia		11		11	
8	MENEZES Valeska	5	6	6	6	13
9	GONZAGA Welissa		10		1	1
10	DIAS Virna	1	2	2	2	9
11	CHAGAS Ana	5	4	4	4	23
14	C VENTURINI Fernanda	6	1	1	1	3
15	L XAVIER Arlene	L	L	L	L	
16	CLAUDINO Fabiana	1	3		3	4
<b>Head Coach:</b>		GUIMARAES Jose (BRA)				
<b>Assistant Coach:</b>		BARROS Paulo Jr. (BRA)				

CUB - Cuba						
No	C/L Name	1	2	3	4	5 Pts
1	C RUIZ LUACES Yumilka	3	3	3	3	14
3	CARRILLO de la PAZ Nancy	4	4	4	4	16
5	L MARTINEZ ADLUN Maybelis	L	L	L	L	
6	RAMIREZ ECHEVARRIA Daimi	5	5	5	5	9
8	ORTIZ CHARRO Yaima	6	6	17		6
10	FERNANDEZ VALLE Ana Ivis					
11	MESA LUACES Liana	2	2	2	2	6
12	CALDERON DIAZ Rosir					
13	MUNOZ CARRAZANA Aniara			11		
16	TELLEZ PALACIO Dulce M.			18		
17	SANCHEZ SALFRAN Marta		8	6	6	9
18	BARROS FERNANDEZ Zoila	1	1	1	1	15
<b>Head Coach:</b>		CALDERON BIET Luis Felipe (CUB)				
<b>Assistant Coach:</b>		GEORGE LAFFITA Eugenio (CUB)				

## TEAM AND PLAYER PERFORMANCES

Won	Total Atts	No	Name
<b>52</b>	<b>115</b>	<b>Total Team</b>	
20	33	11	CHAGAS Ana
9	15	8	MENEZES Valeska
8	23	10	DIAS Virna
<b>8</b>	<b>72</b>	<b>Total Team</b>	
2	21	8	MENEZES Valeska
2	9	14	VENTURINI Fernanda
2	6	1	OLIVEIRA Walewska
<b>6</b>	<b>87</b>	<b>Total Team</b>	
3	13	11	CHAGAS Ana
2	15	8	MENEZES Valeska
1	17	3	COIMBRA Erika
<b>20</b>		<b>Total Team</b>	
<b>86</b>	<b>274</b>	<b>Total Team</b>	
23	58	11	CHAGAS Ana

Scoring Skills
<b>Spike</b>
<b>Block</b>
<b>Serve</b>
<b>Opp Error</b>
<b>Total</b>
<b>Best Scorer</b>

Won	Total Atts	No	Name
<b>65</b>	<b>131</b>	<b>Total Team</b>	
14	25	18	BARROS FERNANDEZ Zoila
13	21	3	CARRILLO de la PAZ Nancy
12	26	1	RUIZ LUACES Yumilka
<b>7</b>	<b>60</b>	<b>Total Team</b>	
2	15	6	RAMIREZ ECHEVARRIA Daimi
2	14	3	CARRILLO de la PAZ Nancy
1	5	8	ORTIZ CHARRO Yaima
<b>3</b>	<b>87</b>	<b>Total Team</b>	
1	21	1	RUIZ LUACES Yumilka
1	15	3	CARRILLO de la PAZ Nancy
1	13	18	BARROS FERNANDEZ Zoila
<b>14</b>		<b>Total Team</b>	
<b>89</b>	<b>278</b>	<b>Total Team</b>	
16	50	3	CARRILLO de la PAZ Nancy

### Legend:

C - Team Captain n - Starting Line-Up where n=starting position on Court (i.e. positions 1 to 6)  
nn - Substitute where nn=jersey number of out going player L - Libero Player L - Substitute Libero Pts - Points scored  
Atts - Attempts Opp - Opponent



P2

## Match Results

Αποτελέσματα Αγώνα / Résultats du match

Match No: 35 Start Time: 19:30 End Time: 21:44 Match Duration: 2h14m Spectators: 8,150

**BRA vs RUS**  
**2 3**

Team	Sets	1	2	3	4	5	Total
<b>BRA</b>	<b>2</b>	25	25	22	26	14	112
<b>RUS</b>	<b>3</b>	18	21	25	28	16	108
<b>Playing Time</b>		21m	30m	25m	29m	17m	2h02m

First Referee: KIM Kun Tae (KOR)

Second Referee: ITO Hiroyuki (JPN)

BRA - Brazil							
No	C/L Name	1	2	3	4	5	Pts
1	OLIVEIRA Walewska	3	3	3	1	3	14
2	OLIVEIRA Elisangela						
3	COIMBRA Erika	5	5				2
5	STEINBRECHER Marianne	4	4	4	2	4	37
7	SOUZA Helia		5	5	1		
8	MENEZES Valeska	6	6	6	4	6	13
9	GONZAGA Welissa	1	3	5	3	5	13
10	DIAS Virna	2	2	2	6	2	14
11	CHAGAS Ana		14	14			
14	C VENTURINI Fernanda	1	1	1	5	1	6
15	L XAVIER Arlene	L	L	L	L	L	
16	CLAUDINO Fabiana		14		9	14	
<b>Head Coach:</b>		GUIMARAES Jose (BRA)					
<b>Assistant Coach:</b>		BARROS Paulo Jr. (BRA)					

RUS - Russia							
No	C/L Name	1	2	3	4	5	Pts
2	TEBENIKHINA Irina	3	3	1	3	3	6
4	L TYURINA Elena	L	L	L	L	L	
5	SHASHKOVA Liubov	1	1	5	1	1	24
7	SAFRONOVA Natalia						
8	C ARTAMONOVA Evgenya		5				
9	TISHCHENKO Elizaveta	6	6	4	6	6	5
10	CHUKANOVA Olga		12				
11	GAMOVA Ekaterina	4	4	2	4	4	32
12	SHESHENINA Marina	2	2	6	2	2	4
13	KORUKOVETS Alexandra						
14	PLOTNIKOVA Elena	5	5	3	5	5	8
16	NIKOLAEVA Olga						
<b>Head Coach:</b>		KARPOL Nikolay (RUS)					
<b>Assistant Coach:</b>		OGUIENKO Valentina (RUS)					

## TEAM AND PLAYER PERFORMANCES

Won	Total Atts	No	Name	Scoring Skills	Won	Total Atts	No	Name
<b>77</b>	<b>161</b>	<b>Total Team</b>		<b>Spike</b>	<b>66</b>	<b>149</b>	<b>Total Team</b>	
31	51	5	STEINBRECHER Marianne		28	58	11	GAMOVA Ekaterina
13	35	10	DIAS Virna		22	50	5	SHASHKOVA Liubov
10	27	9	GONZAGA Welissa	6	15	14	PLOTNIKOVA Elena	
<b>20</b>	<b>80</b>	<b>Total Team</b>		<b>Block</b>	<b>12</b>	<b>83</b>	<b>Total Team</b>	
6	19	5	STEINBRECHER Marianne		3	18	12	SHESHENINA Marina
5	23	1	OLIVEIRA Walewska		3	16	11	GAMOVA Ekaterina
4	19	8	MENEZES Valeska	2	13	9	TISHCHENKO Elizaveta	
<b>2</b>	<b>112</b>	<b>Total Team</b>		<b>Serve</b>	<b>1</b>	<b>107</b>	<b>Total Team</b>	
1	25	1	OLIVEIRA Walewska		1	20	11	GAMOVA Ekaterina
1	14	14	VENTURINI Fernanda					
<b>13</b>		<b>Total Team</b>		<b>Opp Error</b>	<b>29</b>		<b>Total Team</b>	
<b>112</b>	<b>353</b>	<b>Total Team</b>		<b>Total</b>	<b>108</b>	<b>339</b>	<b>Total Team</b>	
37	84	5	STEINBRECHER Marianne	<b>Best Scorer</b>	32	94	11	GAMOVA Ekaterina

### Legend:

**C** - Team Captain **n** - Starting Line-Up where n=starting position on Court (i.e. positions 1 to 6)  
**nn** - Substitute where nn=jersey number of out going player **L** - Libero Player **L** - Substitute Libero **Pts** - Points scored  
**Atts** - Attempts **Opp** - Opponent



**P2**

**Match Results**

Αποτελέσματα Αγώνα / Résultats du match

**Match No: 36 Start Time: 22:15 End Time: 00:18 Match Duration: 2h03m Spectators: 5,120**

**CUB vs CHN**  
**2 3**

Team	Sets	1	2	3	4	5	Total
<b>CUB</b>	<b>2</b>	22	20	25	25	10	102
<b>CHN</b>	<b>3</b>	25	25	17	23	15	105
<b>Playing Time</b>		24m	26m	21m	26m	14m	1h51m

**First Referee:** GASPARI Luciano (ITA)

**Second Referee:** JOVANOVIC de Jan (SCG)

<b>CUB - Cuba</b>								
No	C/L	Name	1	2	3	4	5	Pts
1	C	RUIZ LUACES Yumilka	4	3	1	1	4	18
3		CARRILLO de la PAZ Nancy	5	4	2	2	5	9
5	L	MARTINEZ ADLUN Maybelis	L	L	L	L	L	
6		RAMIREZ ECHEVARRIA Daimi	6	5	3	3	6	8
8		ORTIZ CHARRO Yaima	1	6	4	4	1	13
10		FERNANDEZ VALLE Ana Ivis		3				2
11		MESA LUACES Liana	3	2	6	6	3	9
12		CALDERON DIAZ Rosir		11				
13		MUNOZ CARRAZANA Aniara		11				1
16		TELLEZ PALACIO Dulce M.						
17		SANCHEZ SALFRAN Marta		8			8	4
18		BARROS FERNANDEZ Zoila	2	1	5	5	2	17
<b>Head Coach:</b>		CALDERON BIET Luis Felipe (CUB)						
<b>Assistant Coach:</b>		GEORGE LAFFITA Eugenio (CUB)						

<b>CHN - China</b>								
No	C/L	Name	1	2	3	4	5	Pts
2	C	FENG Kun	5	4	5	6	4	5
3		YANG Hao	3	2	3	4	2	23
4		LIU Yanan	1	6	1	2	6	10
6		LI Shan	7	7		7		
7		ZHOU Suhong	2	1	2	3	1	15
9		ZHANG Yuehong						
10		CHEN Jing	15	15	15	15		
12		SONG Nina						
15		WANG Lina	6	5	6	1	5	15
16	L	ZHANG Na	L	L	L	L	L	
18		ZHANG Ping	4	3	4	5	3	15
<b>Head Coach:</b>		CHEN Zhonghe (CHN)						
<b>Assistant Coach:</b>		LAI Yawen (CHN)						

**TEAM AND PLAYER PERFORMANCES**

Won	Total Atts	No	Name
<b>65</b>	<b>128</b>	<b>Total Team</b>	
18	32	1	RUIZ LUACES Yumilka
14	28	18	BARROS FERNANDEZ Zoila
10	22	8	ORTIZ CHARRO Yaima
<b>13</b>	<b>71</b>	<b>Total Team</b>	
5	12	11	MESA LUACES Liana
3	21	18	BARROS FERNANDEZ Zoila
2	11	3	CARRILLO de la PAZ Nancy
<b>3</b>	<b>103</b>	<b>Total Team</b>	
1	15	8	ORTIZ CHARRO Yaima
1	15	3	CARRILLO de la PAZ Nancy
1	13	11	MESA LUACES Liana
<b>21</b>		<b>Total Team</b>	
<b>102</b>	<b>302</b>	<b>Total Team</b>	
18	54	1	RUIZ LUACES Yumilka

Scoring Skills
<b>Spike</b>
<b>Block</b>
<b>Serve</b>
<b>Opp Error</b>
<b>Total</b>

Won	Total Atts	No	Name
<b>67</b>	<b>143</b>	<b>Total Team</b>	
19	41	3	YANG Hao
13	32	15	WANG Lina
13	24	7	ZHOU Suhong
<b>10</b>	<b>61</b>	<b>Total Team</b>	
3	12	2	FENG Kun
2	17	18	ZHANG Ping
2	10	7	ZHOU Suhong
<b>6</b>	<b>104</b>	<b>Total Team</b>	
2	21	3	YANG Hao
2	15	15	WANG Lina
1	19	18	ZHANG Ping
<b>22</b>		<b>Total Team</b>	
<b>105</b>	<b>308</b>	<b>Total Team</b>	
23	68	3	YANG Hao

**Legend:**

**C** - Team Captain **n** - Starting Line-Up where n=starting position on Court (i.e. positions 1 to 6)  
**nn** - Substitute where nn=jersey number of out going player **L** - Libero Player **L** - Substitute Libero **Pts** - Points scored  
**Atts** - Attempts **Opp** - Opponent



P2

**Match Results**

Αποτελέσματα Αγώνα / Résultats du match

Match No: 31 Start Time: 21:55 End Time: 00:14 Match Duration: 2h19m Spectators: 8,150

**BRA vs USA**  
**3 2**

Team	Sets	1	2	3	4	5	Total
<b>BRA</b>	<b>3</b>	25	25	22	25	15	112
<b>USA</b>	<b>2</b>	22	20	25	27	6	100
<b>Playing Time</b>		26m	28m	29m	30m	14m	2h07m

First Referee: RACHARD Patrick (FRA)

Second Referee: LEKKAS Fotios (GRE)

BRA - Brazil							
No	C/L Name	1	2	3	4	5	Pts
1	OLIVEIRA Walewska	5	2	2	5	3	11
2	OLIVEIRA Elisangela						
3	COIMBRA Erika	1	4	4	1	5	20
5	STEINBRECHER Marianne	6	3	3	6	4	18
7	SOUZA Helia				1		
8	MENEZES Valeska	2	5	5	2	6	9
9	GONZAGA Welissa	1	1	10			
10	DIAS Virna	4	1	1	4	2	17
11	CHAGAS Ana			5			2
14	C VENTURINI Fernanda	3	6	6	3	1	3
15	L XAVIER Arlene	L	L	L	L	L	
16	CLAUDINO Fabiana			3	14		
<b>Head Coach:</b>		GUIMARAES Jose (BRA)					
<b>Assistant Coach:</b>		BARROS Paulo Jr. (BRA)					

USA - United States							
No	C/L Name	1	2	3	4	5	Pts
1	PHIPPS Prikeba	1	1	1	1	1	5
2	SCOTT Danielle	5	5	5	5	5	15
3	HANEEF Tayyiba	3	3	3	3	3	15
4	BERG Lindsey	3	3	3	3	3	
5	L SYKORA Stacy	L	L	L	L	L	
6	BACHMAN Elisabeth						
7	BOWN Heather	2	2	2	2	2	11
9	NNAMANI Ogonna	11	15	4	4		12
11	AH MOW SANTOS Robyn	6	6	6	6	6	1
12	METCALF Nancy	11	11	11	11		1
13	C CROSS BATTLE Tara	1	1			1	
15	TOM Logan	4	4	4	9	9	11
<b>Head Coach:</b>		YOSHIDA Toshiaki (USA)					
<b>Assistant Coach:</b>		HAMBLY Kevin (USA)					

**TEAM AND PLAYER PERFORMANCES**

Won	Total Atts	No	Name	Scoring Skills	Won	Total Atts	No	Name
<b>67</b>	<b>172</b>	<b>Total Team</b>		<b>Spike</b>	<b>58</b>	<b>179</b>	<b>Total Team</b>	
19	49	3	COIMBRA Erika		13	39	3	HANEEF Tayyiba
15	38	5	STEINBRECHER Marianne		12	30	9	NNAMANI Ogonna
13	42	10	DIAS Virna	10	17	7	BOWN Heather	
<b>10</b>	<b>82</b>	<b>Total Team</b>		<b>Block</b>	<b>13</b>	<b>93</b>	<b>Total Team</b>	
4	21	1	OLIVEIRA Walewska		6	25	2	SCOTT Danielle
4	14	10	DIAS Virna		2	13	15	TOM Logan
1	15	8	MENEZES Valeska	2	11	3	HANEEF Tayyiba	
<b>3</b>	<b>110</b>	<b>Total Team</b>		<b>Serve</b>	<b>0</b>	<b>101</b>	<b>Total Team</b>	
2	18	5	STEINBRECHER Marianne					
1	17	3	COIMBRA Erika					
<b>32</b>		<b>Total Team</b>		<b>Opp Error</b>	<b>29</b>		<b>Total Team</b>	
<b>112</b>	<b>364</b>	<b>Total Team</b>			<b>100</b>	<b>373</b>	<b>Total Team</b>	
20	74	3	COIMBRA Erika	<b>Best Scorer</b>	15	63	3	HANEEF Tayyiba

**Legend:**

C - Team Captain n - Starting Line-Up where n=starting position on Court (i.e. positions 1 to 6)  
 nn - Substitute where nn=jersey number of out going player L - Libero Player L - Substitute Libero Pts - Points scored  
 Atts - Attempts Opp - Opponent



P2

**Match Results**

Αποτελέσματα Αγώνα / Résultats du match

Match No: 32 Start Time: 16:00 End Time: 17:15 Match Duration: 1h15m Spectators: 2,780

**KOR vs RUS**

**0 3**

Team	Sets	1	2	3	Total
KOR	0	17	15	22	54
RUS	3	25	25	25	75
Playing Time		21m	22m	26m	1h09m

First Referee: NAVA Fernando (MEX)

Second Referee: MEDINA GUZMAN Francisco (CUB)

KOR - Korea						
No	C/L Name	1	2	3	4	5 Pts
1	LEE Jung Ok					
3	KANG Hye Mi			5	1	
4	C KU Min Jung	6	6	6		14
5	KIM Sa Nee	1	1	13		
6	CHOI Kwang Hee	3	3	3		8
8	L NAM Jie Youn	L	L	L		
9	CHANG So Yun	2	2	2		7
11	KIM Mi Jin			3		2
12	PAK Sun Mi		4			
13	JUNG Dae Young	4	4	4		6
14	HAN Song Yi					
15	KIM Se Young	5	5	5		5
Head Coach:		KIM Cheol Yong (KOR)				
Assistant Coach:		SHIN Man Geun (KOR)				

RUS - Russia						
No	C/L Name	1	2	3	4	5 Pts
2	TEBENIKHINA Irina	3	4	3		9
4	L TYURINA Elena	L	L	L		
5	SHASHKOVA Liubov	1	2	1		19
7	SAFRONOVA Natalia					
8	C ARTAMONOVA Evgenya					
9	TISHCHENKO Elizaveta	6	1	6		6
10	CHUKANOVA Olga			12		
11	GAMOVA Ekaterina	4	5	4		24
12	SHESHENINA Marina	2	3	2		2
13	KORUKOVETS Alexandra					
14	PLOTNIKOVA Elena	5	6	5		7
16	NIKOLAEVA Olga					
Head Coach:		KARPOL Nikolay (RUS)				
Assistant Coach:		OGUIENKO Valentina (RUS)				

**TEAM AND PLAYER PERFORMANCES**

Won	Total Atts	No	Name	Scoring Skills	Won	Total Atts	No	Name
<b>32</b>	<b>107</b>	<b>Total Team</b>		<b>Spike</b>	<b>50</b>	<b>113</b>	<b>Total Team</b>	
13	33	4	KU Min Jung		18	39	11	GAMOVA Ekaterina
8	24	6	CHOI Kwang Hee		17	37	5	SHASHKOVA Liubov
5	9	9	CHANG So Yun		5	14	14	PLOTNIKOVA Elena
<b>10</b>	<b>51</b>	<b>Total Team</b>		<b>Block</b>	<b>11</b>	<b>56</b>	<b>Total Team</b>	
3	13	15	KIM Se Young		4	12	2	TEBENIKHINA Irina
2	11	9	CHANG So Yun		2	10	14	PLOTNIKOVA Elena
2	9	13	JUNG Dae Young		2	9	11	GAMOVA Ekaterina
<b>0</b>	<b>55</b>	<b>Total Team</b>		<b>Serve</b>	<b>6</b>	<b>74</b>	<b>Total Team</b>	
					4	20	11	GAMOVA Ekaterina
					1	14	12	SHESHENINA Marina
					1	10	5	SHASHKOVA Liubov
<b>12</b>		<b>Total Team</b>		<b>Opp Error</b>	<b>8</b>		<b>Total Team</b>	
<b>54</b>	<b>213</b>	<b>Total Team</b>			<b>75</b>	<b>243</b>	<b>Total Team</b>	
14	46	4	KU Min Jung	<b>Best Scorer</b>	24	68	11	GAMOVA Ekaterina

**Legend:**

C - Team Captain n - Starting Line-Up where n=starting position on Court (i.e. positions 1 to 6)  
 nn - Substitute where nn=jersey number of out going player L - Libero Player L - Substitute Libero Pts - Points scored  
 Atts - Attempts Opp - Opponent



P2

## Match Results

Αποτελέσματα Αγώνα / Résultats du match

Match No: 33 Start Time: 19:30 End Time: 21:27 Match Duration: 1h57m Spectators: 7,680

**ITA vs CUB**  
**2 3**

Team	Sets	1	2	3	4	5	Total
ITA	2	23	25	25	14	12	99
CUB	3	25	14	22	25	15	101
Playing Time		23m	21m	25m	21m	15m	1h45m

First Referee: PEREYRA Juan Angel (ARG)

Second Referee: ABDEL MAGID Mahmoud (EGY)

ITA - Italy							
No	C/L Name	1	2	3	4	5	Pts
2	RINIERI DENNIS Simona	1	1	1	15	6	13
3	TOGUT Elisa	3	3	3	9	2	10
4	C LEGGERI Manuela	2	2	2		14	1
8	BARAZZA Jenny	14		4	2	1	9
9	CENTONI Nadia		3	3	3		2
10	PAGGI Paola	5	5	5	5	4	10
12	PICCININI Francesca	15	4	4	4	3	17
13	SECOLO Manuela				14		
14	LO BIANCO Eleonora	6	6	6	6	5	4
15	del CORE Antonella	4		2	1	2	7
16	FERRETTI Francesca						
17	L CARDULLO Paola	L	L	L	L	L	
<b>Head Coach:</b>		BONITTA Marco (ITA)					
<b>Assistant Coach:</b>		MENCARELLI Marco (ITA)					

CUB - Cuba							
No	C/L Name	1	2	3	4	5	Pts
1	C RUIZ LUACES Yumilka	4	4	4	3	4	13
3	CARRILLO de la PAZ Nancy	5	5	5	4	5	18
5	L MARTINEZ ADLUN Maybelis	L	L	L	L	L	
6	RAMIREZ ECHEVARRIA Daimi	6	6	6	5	6	6
8	ORTIZ CHARRO Yaima	1	1	1			6
10	FERNANDEZ VALLE Ana Ivis						
11	MESA LUACES Liana	3	3	3	2	3	8
12	CALDERON DIAZ Rosir	6	1				
13	MUNOZ CARRAZANA Aniara			11			1
16	TELLEZ PALACIO Dulce M.						
17	SANCHEZ SALFRAN Marta				8	6	1
18	BARROS FERNANDEZ Zoila	2	2	2	1	2	22
<b>Head Coach:</b>		CALDERON BIET Luis Felipe (CUB)					
<b>Assistant Coach:</b>		GEORGE LAFFITA Eugenio (CUB)					

## TEAM AND PLAYER PERFORMANCES

Won	Total Atts	No	Name
<b>59</b>	<b>149</b>	<b>Total Team</b>	
15	40	12	PICCININI Francesca
12	28	2	RINIERI DENNIS Simona
10	29	3	TOGUT Elisa
<b>10</b>	<b>82</b>	<b>Total Team</b>	
3	17	10	PAGGI Paola
2	15	8	BARAZZA Jenny
2	14	14	LO BIANCO Eleonora
<b>4</b>	<b>100</b>	<b>Total Team</b>	
2	10	8	BARAZZA Jenny
1	12	12	PICCININI Francesca
1	6	15	del CORE Antonella
<b>26</b>		<b>Total Team</b>	
<b>99</b>	<b>331</b>	<b>Total Team</b>	
17	63	12	PICCININI Francesca

Scoring Skills
<b>Spike</b>
<b>Block</b>
<b>Serve</b>
<b>Opp Error</b>
<b>Total</b>
<b>Best Scorer</b>

Won	Total Atts	No	Name
<b>62</b>	<b>137</b>	<b>Total Team</b>	
18	31	18	BARROS FERNANDEZ Zoila
13	32	3	CARRILLO de la PAZ Nancy
11	23	1	RUIZ LUACES Yumilka
<b>12</b>	<b>87</b>	<b>Total Team</b>	
4	21	3	CARRILLO de la PAZ Nancy
3	22	18	BARROS FERNANDEZ Zoila
3	11	11	MESA LUACES Liana
<b>6</b>	<b>99</b>	<b>Total Team</b>	
4	18	11	MESA LUACES Liana
1	16	18	BARROS FERNANDEZ Zoila
1	16	3	CARRILLO de la PAZ Nancy
<b>21</b>		<b>Total Team</b>	
<b>101</b>	<b>323</b>	<b>Total Team</b>	
22	69	18	BARROS FERNANDEZ Zoila

### Legend:

C - Team Captain n - Starting Line-Up where n=starting position on Court (i.e. positions 1 to 6)  
 nn - Substitute where nn=jersey number of out going player L - Libero Player L - Substitute Libero Pts - Points scored  
 Atts - Attempts Opp - Opponent



**P2**

**Match Results**

Αποτελέσματα Αγώνα / Résultats du match

Match No: 34 Start Time: 14:00 End Time: 15:21 Match Duration: 1h21m Spectators: 3,520

**JPN vs CHN**

**0 3**

Team	Sets	1	2	3	Total
JPN	0	20	22	20	62
CHN	3	25	25	25	75
Playing Time		25m	26m	24m	1h15m

First Referee: AL KHELAIFI Abdullah (KSA)

Second Referee: KARAMPETSOS Georgios (GRE)

JPN - Japan								
No	C/L	Name	1	2	3	4	5	Pts
1	C	YOSHIHARA Tomoko	6	6	6			8
2		TSUJI Chie						
3	L	NARITA Ikumi		L	L	L		
4		SASAKI Miki	16					
5		OMURA Kanako				7		
7		TAKESHITA Yoshie	1	1	1			2
9		TAKAHASHI Miyuki	4	4	4			9
12		SUGIYAMA Sachiko						
13		OTOMO Ai	3	3	3			9
14		OYAMA Kana	5	5	5			16
16		KURIHARA Megumi	2	2	2			5
18		KIMURA Saori				16		
Head Coach:		YANAGIMOTO Shoichi (JPN)						
Assistant Coach:		NISHIMURA Yoshitaka (JPN)						

CHN - China								
No	C/L	Name	1	2	3	4	5	Pts
2	C	FENG Kun	1	6	1			2
3		YANG Hao	5	4	5			11
4		LIU Yanan	3	2	3			7
6		LI Shan	7	7	7			
7		ZHOU Suhong	4	3	4			8
9		ZHANG Yuehong						
10		CHEN Jing		15	15	15		
12		SONG Nina						
15		WANG Lina	2	1	2			12
16	L	ZHANG Na		L	L	L		
18		ZHANG Ping	6	5	6			12
Head Coach:		CHEN Zhonghe (CHN)						
Assistant Coach:		LAI Yawen (CHN)						

**TEAM AND PLAYER PERFORMANCES**

Won	Total Atts	No	Name
<b>44</b>	<b>122</b>	<b>Total Team</b>	
14	38	14	OYAMA Kana
9	23	9	TAKAHASHI Miyuki
8	25	13	OTOMO Ai
<b>3</b>	<b>36</b>	<b>Total Team</b>	
1	10	13	OTOMO Ai
1	9	14	OYAMA Kana
1	5	7	TAKESHITA Yoshie
<b>2</b>	<b>64</b>	<b>Total Team</b>	
1	11	7	TAKESHITA Yoshie
1	8	14	OYAMA Kana
<b>13</b>		<b>Total Team</b>	
<b>62</b>	<b>222</b>	<b>Total Team</b>	
16	55	14	OYAMA Kana

Scoring Skills
<b>Spike</b>
<b>Block</b>
<b>Serve</b>
<b>Opp Error</b>
<b>Total</b>
<b>Best Scorer</b>

Won	Total Atts	No	Name
<b>36</b>	<b>91</b>	<b>Total Team</b>	
10	22	3	YANG Hao
8	18	7	ZHOU Suhong
8	18	18	ZHANG Ping
<b>10</b>	<b>71</b>	<b>Total Team</b>	
3	19	4	LIU Yanan
3	14	18	ZHANG Ping
2	14	15	WANG Lina
<b>6</b>	<b>73</b>	<b>Total Team</b>	
3	16	15	WANG Lina
1	15	3	YANG Hao
1	13	4	LIU Yanan
<b>23</b>		<b>Total Team</b>	
<b>75</b>	<b>235</b>	<b>Total Team</b>	
12	47	15	WANG Lina

**Legend:**

**C** - Team Captain **n** - Starting Line-Up where n=starting position on Court (i.e. positions 1 to 6)  
**nn** - Substitute where nn=jersey number of out going player **L** - Libero Player **L** - Substitute Libero **Pts** - Points scored  
**Atts** - Attempts **Opp** - Opponent





P4

## Results Table - Preliminary Round

Πίνακας Αποτελεσμάτων - Προκριματικός Γύρος / Tableau des résultats - éliminatoire

Pool A				Points per Set					Total Points	Match Duration	Spectators
Match	Date	Teams	Sets	1	2	3	4	5			
3	14 AUG 2004	JPN vs BRA	0 - 3	21-25	22-25	21-25			64-75	1h13m	2,600
4	14 AUG 2004	GRE vs KEN	3 - 0	25-7	25-22	25-14			75-43	1h05m	2,650
5	14 AUG 2004	KOR vs ITA	0 - 3	17-25	13-25	19-25			49-75	1h14m	2,200
7	16 AUG 2004	KEN vs BRA	0 - 3	16-25	27-29	12-25			55-79	1h16m	500
9	16 AUG 2004	ITA vs JPN	3 - 0	25-16	25-13	25-17			75-46	1h11m	2,800
10	16 AUG 2004	GRE vs KOR	1 - 3	25-20	19-25	15-25	22-25		81-95	1h42m	3,000
14	18 AUG 2004	KOR vs KEN	3 - 0	25-16	25-20	25-19			75-55	1h16m	750
16	18 AUG 2004	JPN vs GRE	3 - 1	25-10	20-25	25-21	25-22		95-78	1h42m	5,850
18	18 AUG 2004	BRA vs ITA	3 - 2	19-25	25-13	22-25	25-16	15-13	106-92	1h47m	5,300
21	20 AUG 2004	KOR vs JPN	3 - 0	25-21	26-24	25-21			76-66	1h27m	6,500
22	20 AUG 2004	GRE vs BRA	0 - 3	22-25	22-25	11-25			55-75	1h15m	8,500
23	20 AUG 2004	KEN vs ITA	0 - 3	17-25	13-25	14-25			44-75	1h12m	4,290
<b>Latest Matches</b>											
26	22 AUG 2004	JPN vs KEN	3 - 0	25-8	25-17	25-14			75-39	1h09m	2,800
28	22 AUG 2004	ITA vs GRE	3 - 0	25-19	25-19	25-22			75-60	1h14m	9,392
29	22 AUG 2004	BRA vs KOR	3 - 0	25-19	25-18	25-23			75-60	1h18m	8,020

Pool B				Points per Set					Total Points	Match Duration	Spectators
Match	Date	Teams	Sets	1	2	3	4	5			
1	14 AUG 2004	CUB vs GER	2 - 3	25-20	26-24	22-25	15-25	15-17	103-111	2h12m	1,100
2	14 AUG 2004	DOM vs RUS	0 - 3	17-25	13-25	16-25			46-75	1h30m	1,100
6	14 AUG 2004	CHN vs USA	3 - 1	25-21	23-25	25-22	25-18		98-86	1h58m	2,300
8	16 AUG 2004	CHN vs DOM	3 - 0	25-20	25-16	25-16			75-52	1h15m	474
11	16 AUG 2004	USA vs GER	3 - 1	25-22	25-22	22-25	27-25		99-94	2h01m	2,800
12	16 AUG 2004	RUS vs CUB	2 - 3	24-26	25-19	27-25	19-25	13-15	108-110	2h07m	2,900
13	18 AUG 2004	DOM vs USA	3 - 2	26-24	22-25	27-25	23-25	19-17	117-116	2h24m	750
15	18 AUG 2004	CUB vs CHN	3 - 2	25-19	22-25	15-25	25-21	15-13	102-103	2h03m	4,300
17	18 AUG 2004	GER vs RUS	0 - 3	29-31	11-25	18-25			58-81	1h24m	5,300
19	20 AUG 2004	CHN vs GER	3 - 0	25-18	25-15	25-16			75-49	1h14m	1,630
20	20 AUG 2004	DOM vs CUB	0 - 3	23-25	17-25	23-25			63-75	1h17m	2,323
24	20 AUG 2004	USA vs RUS	2 - 3	25-20	17-25	25-20	18-25	11-15	96-105	2h07m	4,473
<b>Latest Matches</b>											
25	22 AUG 2004	GER vs DOM	3 - 0	25-16	25-19	25-21			75-56	1h17m	2,300
27	22 AUG 2004	RUS vs CHN	0 - 3	15-25	16-25	26-28			57-78	1h20m	6,320
30	22 AUG 2004	CUB vs USA	0 - 3	22-25	12-25	19-25			53-75	1h13m	7,540

Statistics of	Average match duration	Average spectators	Total spectators
Preliminary Round	1h30m	3,692	110,762

Pool A											
Rk	Team	Matches				Sets			Points		
		Pts	Tot	W	L	W	L	Ratio	W	L	Ratio
1	BRA	10	5	5	0	15	2	7.500	410	326	1.258
2	ITA	9	5	4	1	14	3	4.667	392	305	1.285
3	KOR	8	5	3	2	9	7	1.286	355	352	1.009
4	JPN	7	5	2	3	6	10	0.600	346	343	1.009
5	GRE	6	5	1	4	5	12	0.417	349	383	0.911
6	KEN	5	5	0	5	0	15	0.000	236	379	0.623

Pool B											
Rk	Team	Matches				Sets			Points		
		Pts	Tot	W	L	W	L	Ratio	W	L	Ratio
1	CHN	9	5	4	1	14	4	3.500	429	346	1.240
2	RUS	8	5	3	2	11	8	1.375	426	388	1.098
3	CUB	8	5	3	2	11	10	1.100	443	460	0.963
4	USA	7	5	2	3	11	10	1.100	472	467	1.011
5	GER	7	5	2	3	7	11	0.636	387	414	0.935
6	DOM	6	5	1	4	3	14	0.214	334	416	0.803

Legend:

Rk - Rank Pts - Standings points Tot - Total W - Won L - Lost



P2

**Match Results**

Αποτελέσματα Αγώνα / Résultats du match

Match No: 3 Start Time: 14:00 End Time: 15:13 Match Duration: 1h13m Spectators: 2,600

**JPN vs BRA**  
**0 3**

Team	Sets	1	2	3	Total
JPN	0	21	22	21	64
BRA	3	25	25	25	75
Playing Time		22m	23m	22m	1h07m

First Referee: LEUTHAEUSSER Frank (GER)

Second Referee: RACHARD Patrick (FRA)

JPN - Japan								
No	C/L	Name	1	2	3	4	5	Pts
1	C	YOSHIHARA Tomoko	6	6	6			7
2		TSUJI Chie						
3	L	NARITA Ikumi		L	L	L		
4		SASAKI Miki			16	2		8
5		OMURA Kanako					7	
7		TAKESHITA Yoshie	1	1	1			4
9		TAKAHASHI Miyuki	4	4	4			7
12		SUGIYAMA Sachiko						
13		OTOMO Ai	3	3	3			11
14		OYAMA Kana	5	5	5			5
16		KURIHARA Megumi	2	2				2
18		KIMURA Saori						
Head Coach:		YANAGIMOTO Shoichi (JPN)						
Assistant Coach:		NISHIMURA Yoshitaka (JPN)						

BRA - Brazil								
No	C/L	Name	1	2	3	4	5	Pts
1		OLIVEIRA Walewska	3	3	3			9
2		OLIVEIRA Elisangela						
3		COIMBRA Erika	5	5	5			11
5		STEINBRECHER Marianne	4	4	4			13
7		SOUZA Helia					5	
8		MENEZES Valeska	6	6	6			7
9		GONZAGA Welissa						
10		DIAS Virna	2	2	2			13
11		CHAGAS Ana					14	
14	C	VENTURINI Fernanda	1	1	1			1
15	L	XAVIER Arlene		L	L	L		
16		CLAUDINO Fabiana						
Head Coach:		GUIMARAES Jose (BRA)						
Assistant Coach:		BARROS Paulo Jr. (BRA)						

**TEAM AND PLAYER PERFORMANCES**

Won	Total Atts	No	Name	Scoring Skills	Won	Total Atts	No	Name
<b>38</b>	<b>98</b>	<b>Total Team</b>			<b>45</b>	<b>88</b>	<b>Total Team</b>	
9	14	13	OTOMO Ai	<b>Spike</b>	11	24	5	STEINBRECHER Marianne
7	19	9	TAKAHASHI Miyuki		11	20	10	DIAS Virna
7	15	1	YOSHIHARA Tomoko		9	23	3	COIMBRA Erika
<b>2</b>	<b>30</b>	<b>Total Team</b>		<b>Block</b>	<b>8</b>	<b>54</b>	<b>Total Team</b>	
1	7	13	OTOMO Ai		2	12	3	COIMBRA Erika
1	7	14	OYAMA Kana		2	6	5	STEINBRECHER Marianne
<b>4</b>	<b>66</b>	<b>Total Team</b>		<b>Serve</b>	1	13	8	MENEZES Valeska
1	12	13	OTOMO Ai		<b>1</b>	<b>73</b>	<b>Total Team</b>	
1	10	7	TAKESHITA Yoshie		1	21	10	DIAS Virna
1	8	4	SASAKI Miki					
<b>20</b>		<b>Total Team</b>		<b>Opp Error</b>	<b>21</b>		<b>Total Team</b>	
<b>64</b>	<b>194</b>	<b>Total Team</b>		<b>Total</b>	<b>75</b>	<b>215</b>	<b>Total Team</b>	
11	33	13	OTOMO Ai	<b>Best Scorer</b>	13	46	10	DIAS Virna

**Legend:**

C - Team Captain n - Starting Line-Up where n=starting position on Court (i.e. positions 1 to 6)  
 nn - Substitute where nn=jersey number of out going player L - Libero Player L - Substitute Libero Pts - Points scored  
 Atts - Attempts Opp - Opponent



**P2**

**Match Results**

Αποτελέσματα Αγώνα / Résultats du match

**Match No: 4 Start Time: 16:00 End Time: 17:05 Match Duration: 1h05m Spectators: 2,650**

**GRE vs KEN**  
**3 0**

Team	Sets	1	2	3	Total
GRE	3	25	25	25	75
KEN	0	7	22	14	43
Playing Time		16m	23m	20m	59m

First Referee: SALVATORE Patricia A (USA)

Second Referee: AL NAAMA Ibrahim (QAT)

GRE - Greece						
No	C/L Name	1	2	3	4	5 Pts
1	PRONIADOU Zanna	6	6	6		11
2	C GKARAGKOUNI Maria	2	2	2		16
4	GKARAGKOUNI Niki	3	3	3		10
6	MEMETZI Eleni					
8	SAKKOULA Charikleia	5	5	5		8
9	CHATZINIKOU Eleftheria	1	1	1		1
10	L VLACHOU Ioanna	L	L	L		
11	PAPAZOGLU Vasiliki			1		
14	IORDANIDOU Sofia					
15	TZANAKAKI Georgia					
16	KIOSI Eleni					
18	NTOUMITRESKOU Rouxantra-Kon	4	4	4		12
<b>Head Coach:</b>		FLOROS Dimitrios (GRE)				
<b>Assistant Coach:</b>		ANDREOPOULOS Dimitrios (GRE)				

KEN - Kenya						
No	C/L Name	1	2	3	4	5 Pts
1	JEBET Philister	3				
4	TARUS Abigael					
5	NYONGESA Nancy					
6	WANJIRU Catherine		3	2		5
7	WANJA Janet	1				
9	NAKHOMICHA Dorcas	6	6	5		5
11	OBUNAGA Roselidah	2	2			4
13	KAMENDE Leonidas		11	1		2
14	C BARASA Violet	4	4	3		13
15	NASIKANDA Gladys	5	5	4		4
17	L WESUTILA Mercy	L	L	L		
18	SERENGE Judith	7	1	6		1
<b>Head Coach:</b>		MUGE Abdulriman Kibet (KEN)				
<b>Assistant Coach:</b>		LUNGAHO David (KEN)				

**TEAM AND PLAYER PERFORMANCES**

Won	Total Atts	No	Name	Scoring Skills	Won	Total Atts	No	Name
<b>45</b>	<b>92</b>	<b>Total Team</b>		<b>Spike</b>	<b>28</b>	<b>105</b>	<b>Total Team</b>	
13	24	2	GKARAGKOUNI Maria		12	31	14	BARASA Violet
11	22	18	NTOUMITRESKOU Rouxantra-Kon		5	29	9	NAKHOMICHA Dorcas
8	13	4	GKARAGKOUNI Niki	<b>Block</b>	5	11	6	WANJIRU Catherine
<b>10</b>	<b>48</b>	<b>Total Team</b>			<b>6</b>	<b>39</b>	<b>Total Team</b>	
4	10	1	PRONIADOU Zanna		3	11	11	OBUNAGA Roselidah
2	14	4	GKARAGKOUNI Niki	1	8	14	BARASA Violet	
2	7	2	GKARAGKOUNI Maria	1	7	13	KAMENDE Leonidas	
<b>3</b>	<b>73</b>	<b>Total Team</b>		<b>Serve</b>	<b>0</b>	<b>45</b>	<b>Total Team</b>	
2	19	8	SAKKOULA Charikleia					
1	16	2	GKARAGKOUNI Maria					
<b>17</b>		<b>Total Team</b>		<b>Opp Error</b>	<b>9</b>		<b>Total Team</b>	
<b>75</b>	<b>213</b>	<b>Total Team</b>		<b>Total</b>	<b>43</b>	<b>189</b>	<b>Total Team</b>	
16	47	2	GKARAGKOUNI Maria	<b>Best Scorer</b>	13	46	14	BARASA Violet

**Legend:**

**C** - Team Captain **n** - Starting Line-Up where n=starting position on Court (i.e. positions 1 to 6)  
**nn** - Substitute where nn=jersey number of out going player **L** - Libero Player **L** - Substitute Libero **Pts** - Points scored  
**Atts** - Attempts **Opp** - Opponent



**P2**

**Match Results**

Αποτελέσματα Αγώνα / Résultats du match

**Match No: 5 Start Time: 19:30 End Time: 20:44 Match Duration: 1h14m Spectators: 2,200**

**KOR vs ITA**  
**0 3**

Team	Sets	1	2	3	Total
KOR	0	17	13	19	49
ITA	3	25	25	25	75
Playing Time		21m	20m	27m	1h08m

**First Referee:** NAVA Fernando (MEX)

**Second Referee:** MEDINA GUZMAN Francisco (CUB)

KOR - Korea						
No	C/L Name	1	2	3	4	5 Pts
1	LEE Jung Ok					
3	KANG Hye Mi	13		13		
4	C KU Min Jung	6	3	3		9
5	KIM Sa Nee	1	1	1		4
6	CHOI Kwang Hee	3	6	6		8
8	L NAM Jie Youn	L	L	L		
9	CHANG So Yun	2	2	2		5
11	KIM Mi Jin	5	15	5		2
12	PAK Sun Mi	4		4		
13	JUNG Dae Young	4	4	4		7
14	HAN Song Yi					
15	KIM Se Young	5	5	5		1
<b>Head Coach:</b>		KIM Cheol Yong (KOR)				
<b>Assistant Coach:</b>		SHIN Man Geun (KOR)				

ITA - Italy						
No	C/L Name	1	2	3	4	5 Pts
2	RINIERI DENNIS Simona	1	1	1		14
3	TOGUT Elisa		14	14		1
4	C LEGGERI Manuela	5	5	5		10
8	BARAZZA Jenny	2	2	2		8
9	CENTONI Nadia	3	3	3		20
10	PAGGI Paola					
12	PICCININI Francesca					
13	SECOLO Manuela					
14	LO BIANCO Eleonora	6	6	6		1
15	del CORE Antonella	4	4	4		7
16	FERRETTI Francesca		9	9		
17	L CARDULLO Paola	L	L	L		
<b>Head Coach:</b>		BONITTA Marco (ITA)				
<b>Assistant Coach:</b>		MENCARELLI Marco (ITA)				

**TEAM AND PLAYER PERFORMANCES**

Won	Total Atts	No	Name
<b>33</b>	<b>112</b>	<b>Total Team</b>	
9	30	4	KU Min Jung
8	30	6	CHOI Kwang Hee
7	20	13	JUNG Dae Young
<b>3</b>	<b>50</b>	<b>Total Team</b>	
2	11	9	CHANG So Yun
1	10	5	KIM Sa Nee
<b>0</b>	<b>50</b>	<b>Total Team</b>	
<b>13</b>		<b>Total Team</b>	
<b>49</b>	<b>212</b>	<b>Total Team</b>	
9	45	4	KU Min Jung

Scoring Skills
<b>Spike</b>
<b>Block</b>
<b>Serve</b>
<b>Opp Error</b>
<b>Total</b>

Won	Total Atts	No	Name
<b>46</b>	<b>101</b>	<b>Total Team</b>	
14	27	9	CENTONI Nadia
12	25	2	RINIERI DENNIS Simona
8	14	4	LEGGERI Manuela
<b>8</b>	<b>57</b>	<b>Total Team</b>	
2	14	8	BARAZZA Jenny
2	7	9	CENTONI Nadia
1	16	4	LEGGERI Manuela
<b>7</b>	<b>74</b>	<b>Total Team</b>	
4	17	9	CENTONI Nadia
1	15	8	BARAZZA Jenny
1	13	2	RINIERI DENNIS Simona
<b>14</b>		<b>Total Team</b>	
<b>75</b>	<b>232</b>	<b>Total Team</b>	
20	51	9	CENTONI Nadia

**Legend:**

**C** - Team Captain **n** - Starting Line-Up where n=starting position on Court (i.e. positions 1 to 6)  
**nn** - Substitute where nn=jersey number of out going player **L** - Libero Player **L** - Substitute Libero **Pts** - Points scored  
**Atts** - Attempts **Opp** - Opponent



P2

**Match Results**

Αποτελέσματα Αγώνα / Résultats du match

Match No: 7 Start Time: 09:00 End Time: 10:16 Match Duration: 1h16m Spectators: 500

**KEN vs BRA**  
**0 3**

Team	Sets	1	2	3	Total
KEN	0	16	27	12	55
BRA	3	25	29	25	79
Playing Time		21m	28m	21m	1h10m

First Referee: ZAHORCOVA Karin (CZE)

Second Referee: SOKULLU Umit (TUR)

KEN - Kenya								
No	C/L	Name	1	2	3	4	5	Pts
1		JEBET Philister			18			
4		TARUS Abigael				6		
5		NYONGESA Nancy			6	9		
6		WANJIRU Catherine	3	3	3			7
7		WANJA Janet						
9		NAKHOMICHA Dorcas	6	6	6			5
11		OBUNAGA Roselidah	2	2				2
13		KAMENDE Leonidas			11	2		4
14	C	BARASA Violet	4	4	4			11
15		NASIKANDA Gladys	5	5	5			8
17	L	WESUTILA Mercy	L	L	L			
18		SERENGE Judith	1	1	1			1
Head Coach:		MUGE Abdulriman Kibet (KEN)						
Assistant Coach:		LUNGAHO David (KEN)						

BRA - Brazil								
No	C/L	Name	1	2	3	4	5	Pts
1		OLIVEIRA Walewska						
2		OLIVEIRA Elisangela				4		5
3		COIMBRA Erika	5	5	5			12
5		STEINBRECHER Marianne						
7		SOUZA Helia	1	1	1			4
8		MENEZES Valeska	6	6	6			5
9		GONZAGA Welissa	2	2	2			15
10		DIAS Virna						
11		CHAGAS Ana	4	4				7
14	C	VENTURINI Fernanda						
15	L	XAVIER Arlene	L	L	L			
16		CLAUDINO Fabiana	3	3	3			10
Head Coach:		GUIMARAES Jose (BRA)						
Assistant Coach:		BARROS Paulo Jr. (BRA)						

**TEAM AND PLAYER PERFORMANCES**

Won	Total Atts	No	Name
<b>35</b>	<b>113</b>	<b>Total Team</b>	
11	41	14	BARASA Violet
7	18	6	WANJIRU Catherine
7	14	15	NASIKANDA Gladys
<b>3</b>	<b>41</b>	<b>Total Team</b>	
2	8	13	KAMENDE Leonidas
1	10	15	NASIKANDA Gladys
<b>0</b>	<b>57</b>	<b>Total Team</b>	
<b>17</b>		<b>Total Team</b>	
<b>55</b>	<b>211</b>	<b>Total Team</b>	
11	56	14	BARASA Violet

Scoring Skills
<b>Spike</b>
<b>Block</b>
<b>Serve</b>
<b>Opp Error</b>
<b>Total</b>

Won	Total Atts	No	Name
<b>53</b>	<b>103</b>	<b>Total Team</b>	
15	29	9	GONZAGA Welissa
11	22	3	COIMBRA Erika
10	17	16	CLAUDINO Fabiana
<b>4</b>	<b>58</b>	<b>Total Team</b>	
1	12	8	MENEZES Valeska
1	11	7	SOUZA Helia
1	6	3	COIMBRA Erika
<b>1</b>	<b>77</b>	<b>Total Team</b>	
1	10	11	CHAGAS Ana
<b>21</b>		<b>Total Team</b>	
<b>79</b>	<b>238</b>	<b>Total Team</b>	
15	50	9	GONZAGA Welissa

**Legend:**

**C** - Team Captain **n** - Starting Line-Up where n=starting position on Court (i.e. positions 1 to 6)  
**nn** - Substitute where nn=jersey number of out going player **L** - Libero Player **L** - Substitute Libero **Pts** - Points scored  
**Atts** - Attempts **Opp** - Opponent



P2

## Match Results

Αποτελέσματα Αγώνα / Résultats du match

Match No: 9 Start Time: 14:00 End Time: 15:11 Match Duration: 1h11m Spectators: 2,800

**ITA vs JPN**  
**3 0**

Team	Sets	1	2	3	Total
ITA	3	25	25	25	75
JPN	0	16	13	17	46
Playing Time		22m	20m	23m	1h05m

First Referee: ABDEL MAGID Mahmoud (EGY)

Second Referee: NAVA Fernando (MEX)

ITA - Italy						
No	C/L Name	1	2	3	4	5 Pts
2	RINIERI DENNIS Simona	<b>1</b>	<b>2</b>	<b>1</b>		16
3	TOGUT Elisa	<b>3</b>	<b>4</b>	<b>3</b>		16
4	C LEGGERI Manuela	<b>5</b>	<b>6</b>	<b>5</b>		6
8	BARAZZA Jenny	<b>2</b>	<b>3</b>	<b>2</b>		4
9	CENTONI Nadia	<b>14</b>				
10	PAGGI Paola					
12	PICCININI Francesca					
13	SECOLO Manuela		<b>2</b>			3
14	LO BIANCO Eleonora	<b>6</b>	<b>1</b>	<b>6</b>		
15	del CORE Antonella	<b>4</b>	<b>5</b>	<b>4</b>		16
16	FERRETTI Francesca	<b>3</b>				
17	L CARDULLO Paola		<b>L</b>	<b>L</b>	<b>L</b>	
Head Coach:		BONITTA Marco (ITA)				
Assistant Coach:		MENCARELLI Marco (ITA)				

JPN - Japan						
No	C/L Name	1	2	3	4	5 Pts
1	C YOSHIHARA Tomoko	<b>6</b>	<b>6</b>	<b>6</b>		3
2	TSUJI Chie					
3	L NARITA Ikumi		<b>L</b>	<b>L</b>	<b>L</b>	
4	SASAKI Miki	<b>5</b>	<b>5</b>	<b>5</b>		12
5	OMURA Kanako	<b>7</b>				
7	TAKESHITA Yoshie	<b>1</b>	<b>1</b>	<b>1</b>		
9	TAKAHASHI Miyuki	<b>4</b>				
12	SUGIYAMA Sachiko		<b>13</b>	<b>3</b>		3
13	OTOMO Ai	<b>3</b>	<b>3</b>			
14	OYAMA Kana					
16	KURIHARA Megumi	<b>2</b>	<b>2</b>	<b>2</b>		10
18	KIMURA Saori	<b>9</b>	<b>4</b>	<b>4</b>		2
Head Coach:		YANAGIMOTO Shoichi (JPN)				
Assistant Coach:		NISHIMURA Yoshitaka (JPN)				

## TEAM AND PLAYER PERFORMANCES

Won	Total Atts	No	Name	Scoring Skills	Won	Total Atts	No	Name
<b>47</b>	<b>94</b>	<b>Total Team</b>		<b>Spike</b>	<b>25</b>	<b>96</b>	<b>Total Team</b>	
13	26	3	TOGUT Elisa		10	32	16	KURIHARA Megumi
13	25	2	RINIERI DENNIS Simona		10	26	4	SASAKI Miki
13	23	15	del CORE Antonella	2	10	18	KIMURA Saori	
<b>11</b>	<b>45</b>	<b>Total Team</b>		<b>Block</b>	<b>4</b>	<b>41</b>	<b>Total Team</b>	
3	9	15	del CORE Antonella		2	9	1	YOSHIHARA Tomoko
2	10	8	BARAZZA Jenny		1	6	12	SUGIYAMA Sachiko
2	7	4	LEGGERI Manuela	1	3	4	SASAKI Miki	
<b>3</b>	<b>74</b>	<b>Total Team</b>		<b>Serve</b>	<b>1</b>	<b>47</b>	<b>Total Team</b>	
2	16	2	RINIERI DENNIS Simona		1	9	4	SASAKI Miki
1	12	3	TOGUT Elisa					
<b>14</b>		<b>Total Team</b>		<b>Opp Error</b>	<b>16</b>		<b>Total Team</b>	
<b>75</b>	<b>213</b>	<b>Total Team</b>		<b>Total</b>	<b>46</b>	<b>184</b>	<b>Total Team</b>	
16	49	2	RINIERI DENNIS Simona	<b>Best Scorer</b>	12	38	4	SASAKI Miki

### Legend:

**C** - Team Captain **n** - Starting Line-Up where n=starting position on Court (i.e. positions 1 to 6)  
**nn** - Substitute where nn=jersey number of out going player **L** - Libero Player **L** - Substitute Libero **Pts** - Points scored  
**Atts** - Attempts **Opp** - Opponent



P2

## Match Results

Αποτελέσματα Αγώνα / Résultats du match

Match No: 10 Start Time: 16:00 End Time: 17:42 Match Duration: 1h42m Spectators: 3,000

**GRE vs KOR**

**1 3**

Team	Sets	1	2	3	4	Total
GRE	1	25	19	15	22	81
KOR	3	20	25	25	25	95
<b>Playing Time</b>		20m	23m	24m	26m	1h33m

First Referee: PEREYRA Juan Angel (ARG) Second Referee: MEDINA GUZMAN Francisco (CUB)

GRE - Greece						
No	C/L Name	1	2	3	4	5 Pts
1	PRONIADOU Zanna	6	6	6	6	6
2	C GKARAGKOUNI Maria	2	2	2	2	14
4	GKARAGKOUNI Niki	3	3	3	3	13
6	MEMETZI Eleni	18	9	1		2
8	SAKKOULA Charikleia	5	5	5		3
9	CHATZINIKOU Eleftheria	1	1	1		4
10	L VLACHOU Ioanna	L	L	L	L	
11	PAPAZOGLU Vasiliki	8	8	5		2
14	IORDANIDOU Sofia	9				1
15	TZANAKAKI Georgia				1	2
16	KIOSI Eleni		2			
18	NTOUMITRESKOU Rouxantra-Kon	4	4	4	4	23
<b>Head Coach:</b>		FLOROS Dimitrios (GRE)				
<b>Assistant Coach:</b>		ANDREOPOULOS Dimitrios (GRE)				

KOR - Korea						
No	C/L Name	1	2	3	4	5 Pts
1	LEE Jung Ok					
3	KANG Hye Mi		13	13	13	
4	C KU Min Jung	3	6	6	6	19
5	KIM Sa Nee	1	1	1	1	2
6	CHOI Kwang Hee	6	3	3	3	13
8	L NAM Jie Youn	L	L	L	L	
9	CHANG So Yun	2	2	2	2	12
11	KIM Mi Jin		5	5	5	1
12	PAK Sun Mi			15	4	
13	JUNG Dae Young	4	4	4	4	12
14	HAN Song Yi					
15	KIM Se Young	5	5	5	5	9
<b>Head Coach:</b>		KIM Cheol Yong (KOR)				
<b>Assistant Coach:</b>		SHIN Man Geun (KOR)				

## TEAM AND PLAYER PERFORMANCES

Won	Total Atts	No	Name	Scoring Skills	Won	Total Atts	No	Name
<b>57</b>	<b>150</b>	<b>Total Team</b>		<b>Spike</b>	<b>51</b>	<b>144</b>	<b>Total Team</b>	
16	31	18	NTOUMITRESKOU Rouxantra-Kon		15	40	4	KU Min Jung
13	39	2	GKARAGKOUNI Maria		12	37	6	CHOI Kwang Hee
12	28	4	GKARAGKOUNI Niki	9	22	13	JUNG Dae Young	
<b>7</b>	<b>78</b>	<b>Total Team</b>		<b>Block</b>	<b>11</b>	<b>71</b>	<b>Total Team</b>	
4	20	18	NTOUMITRESKOU Rouxantra-Kon		3	19	9	CHANG So Yun
1	20	4	GKARAGKOUNI Niki		3	10	4	KU Min Jung
1	11	9	CHATZINIKOU Eleftheria	2	12	15	KIM Se Young	
<b>6</b>	<b>82</b>	<b>Total Team</b>		<b>Serve</b>	<b>6</b>	<b>94</b>	<b>Total Team</b>	
3	15	18	NTOUMITRESKOU Rouxantra-Kon		2	16	13	JUNG Dae Young
1	13	2	GKARAGKOUNI Maria		2	14	15	KIM Se Young
1	13	9	CHATZINIKOU Eleftheria	1	17	4	KU Min Jung	
<b>11</b>		<b>Total Team</b>		<b>Opp Error</b>	<b>27</b>	<b>Total Team</b>		
<b>81</b>	<b>310</b>	<b>Total Team</b>		<b>Total</b>	<b>95</b>	<b>309</b>	<b>Total Team</b>	
23	66	18	NTOUMITRESKOU Rouxantra-Kon	<b>Best Scorer</b>	19	67	4	KU Min Jung

### Legend:

C - Team Captain n - Starting Line-Up where n=starting position on Court (i.e. positions 1 to 6)  
nn - Substitute where nn=jersey number of out going player L - Libero Player L - Substitute Libero Pts - Points scored  
Atts - Attempts Opp - Opponent



**P2**

**Match Results**

Αποτελέσματα Αγώνα / Résultats du match

Match No: 14 Start Time: 11:50 End Time: 13:06 Match Duration: 1h16m Spectators: 750

**KOR vs KEN**  
**3 0**

Team	Sets	1	2	3	Total
KOR	3	25	25	25	75
KEN	0	16	20	19	55
Playing Time		21m	26m	23m	1h10m

First Referee: JOVANOVIC de Jan (SCG)

Second Referee: ZAHORCOVA Karin (CZE)

KOR - Korea						
No	C/L Name	1	2	3	4	5 Pts
1	LEE Jung Ok					
3	KANG Hye Mi			13		
4	C KU Min Jung	6	6	6		7
5	KIM Sa Nee	1	1	1		2
6	CHOI Kwang Hee	3	3	3		11
8	L NAM Jie Youn	L	L	L		
9	CHANG So Yun	2	2	2		18
11	KIM Mi Jin			5		1
12	PAK Sun Mi	4	4			
13	JUNG Dae Young	4	4	4		7
14	HAN Song Yi				4	3
15	KIM Se Young	5	5	5		7
Head Coach:		KIM Cheol Yong (KOR)				
Assistant Coach:		SHIN Man Geun (KOR)				

KEN - Kenya						
No	C/L Name	1	2	3	4	5 Pts
1	JEBET Philister					
4	TARUS Abigael			9		
5	NYONGESA Nancy	18	18	3		6
6	WANJIRU Catherine	4	4	4		8
7	WANJA Janet	6	6	6		
9	NAKHOMICHA Dorcas	3	3	18		6
11	OBUNAGA Roselidah				2	3
13	KAMENDE Leonidas	2	2			2
14	C BARASA Violet	6	6	6		7
15	NASIKANDA Gladys	5	5	5		11
17	L WESUTILA Mercy	L	L	L		
18	SERENGE Judith	1	1	1		
Head Coach:		MUGE Abdulriman Kibet (KEN)				
Assistant Coach:		LUNGAHO David (KEN)				

**TEAM AND PLAYER PERFORMANCES**

Won	Total Atts	No	Name	Scoring Skills	Won	Total Atts	No	Name
<b>44</b>	<b>89</b>	<b>Total Team</b>		<b>Spike</b>	<b>35</b>	<b>98</b>	<b>Total Team</b>	
13	17	9	CHANG So Yun		8	14	15	NASIKANDA Gladys
10	27	6	CHOI Kwang Hee		7	26	14	BARASA Violet
7	17	4	KU Min Jung	<b>Block</b>	6	19	9	NAKHOMICHA Dorcas
<b>8</b>	<b>48</b>	<b>Total Team</b>			<b>6</b>	<b>33</b>	<b>Total Team</b>	
5	17	9	CHANG So Yun		3	7	15	NASIKANDA Gladys
2	13	15	KIM Se Young	<b>Serve</b>	2	8	6	WANJIRU Catherine
1	9	13	JUNG Dae Young		1	2	5	NYONGESA Nancy
<b>4</b>	<b>73</b>	<b>Total Team</b>			<b>2</b>	<b>57</b>	<b>Total Team</b>	
2	14	15	KIM Se Young	1	8	5	NYONGESA Nancy	
1	18	5	KIM Sa Nee	<b>Opp Error</b>	1	8	13	KAMENDE Leonidas
1	7	6	CHOI Kwang Hee		<b>Total Team</b>		<b>Total Team</b>	
<b>19</b>		<b>Total Team</b>			<b>12</b>		<b>Total Team</b>	
<b>75</b>	<b>210</b>	<b>Total Team</b>		<b>Total</b>	<b>55</b>	<b>188</b>	<b>Total Team</b>	
18	49	9	CHANG So Yun	<b>Best Scorer</b>	11	28	15	NASIKANDA Gladys

**Legend:**

**C** - Team Captain **n** - Starting Line-Up where n=starting position on Court (i.e. positions 1 to 6)  
**nn** - Substitute where nn=jersey number of out going player **L** - Libero Player **L** - Substitute Libero **Pts** - Points scored  
**Atts** - Attempts **Opp** - Opponent





P2

## Match Results

Αποτελέσματα Αγώνα / Résultats du match

Match No: 16 Start Time: 16:35 End Time: 18:17 Match Duration: 1h42m Spectators: 5,850

**JPN vs GRE**  
**3 1**

Team	Sets	1	2	3	4	Total
JPN	3	25	20	25	25	95
GRE	1	10	25	21	22	78
<b>Playing Time</b>		19m	24m	25m	25m	1h33m

First Referee: MEDINA GUZMAN Francisco (CUB)

Second Referee: DELLAQUA Valdir (BRA)

JPN - Japan								
No	C/L	Name	1	2	3	4	5	Pts
1	C	YOSHIHARA Tomoko	6	6	6	6		16
2		TSUJI Chie						
3	L	NARITA Ikumi	L	L	L	L		
4		SASAKI Miki	5	5	5	5		10
5		OMURA Kanako		7	7	7		
7		TAKESHITA Yoshie	1	1	1	1		2
9		TAKAHASHI Miyuki	4	4	4	4		15
12		SUGIYAMA Sachiko						
13		OTOMO Ai	3	3	3	3		16
14		OYAMA Kana						
16		KURIHARA Megumi	2	2	2	2		14
18		KIMURA Saori						
<b>Head Coach:</b>		YANAGIMOTO Shoichi (JPN)						
<b>Assistant Coach:</b>		NISHIMURA Yoshitaka (JPN)						

GRE - Greece								
No	C/L	Name	1	2	3	4	5	Pts
1		PRONIADOU Zanna	4	6	6	6		9
2	C	GKARAGKOUNI Maria	6	2	2	2		12
4		GKARAGKOUNI Niki	1	3	3	3		13
6		MEMETZI Eleni	18					
8		SAKKOULA Charikleia	3		1	1		1
9		CHATZINIKOU Eleftheria	5	1	1	1		6
10	L	VLACHOU Ioanna	L	L	L	L		
11		PAPAZOGLU Vasiliki		14	14	14		1
14		IORDANIDOU Sofia	9	5	5	5		9
15		TZANAKAKI Georgia						
16		KIOSI Eleni	8					1
18		NTOUMITRESKOU Rouxantra-Kon	2	4	4	4		10
<b>Head Coach:</b>		FLOROS Dimitrios (GRE)						
<b>Assistant Coach:</b>		ANDREOPOULOS Dimitrios (GRE)						

## TEAM AND PLAYER PERFORMANCES

Won	Total Atts	No	Name	Scoring Skills	Won	Total Atts	No	Name
<b>56</b>	<b>134</b>	<b>Total Team</b>			<b>50</b>	<b>124</b>	<b>Total Team</b>	
14	30	9	TAKAHASHI Miyuki	<b>Spike</b>	10	33	2	GKARAGKOUNI Maria
13	21	13	OTOMO Ai		10	19	4	GKARAGKOUNI Niki
11	22	1	YOSHIHARA Tomoko		9	22	18	NTOUMITRESKOU Rouxantra-Kon
<b>13</b>	<b>53</b>	<b>Total Team</b>		<b>Block</b>	<b>10</b>	<b>81</b>	<b>Total Team</b>	
5	20	1	YOSHIHARA Tomoko		3	19	4	GKARAGKOUNI Niki
3	5	4	SASAKI Miki		3	14	9	CHATZINIKOU Eleftheria
2	14	13	OTOMO Ai	2	8	2	GKARAGKOUNI Maria	
<b>4</b>	<b>94</b>	<b>Total Team</b>		<b>Serve</b>	<b>2</b>	<b>79</b>	<b>Total Team</b>	
2	23	16	KURIHARA Megumi		1	18	9	CHATZINIKOU Eleftheria
1	15	7	TAKESHITA Yoshie		1	6	11	PAPAZOGLU Vasiliki
1	14	13	OTOMO Ai					
<b>22</b>		<b>Total Team</b>		<b>Opp Error</b>	<b>16</b>		<b>Total Team</b>	
<b>95</b>	<b>281</b>	<b>Total Team</b>		<b>Total</b>	<b>78</b>	<b>284</b>	<b>Total Team</b>	
16	54	1	YOSHIHARA Tomoko	<b>Best Scorer</b>	13	51	4	GKARAGKOUNI Niki

### Legend:

C - Team Captain **n** - Starting Line-Up where n=starting position on Court (i.e. positions 1 to 6)  
**nn** - Substitute where nn=jersey number of out going player **L** - Libero Player **L** - Substitute Libero **Pts** - Points scored  
**Atts** - Attempts **Opp** - Opponent



P2

## Match Results

Αποτελέσματα Αγώνα / Résultats du match

Match No: 18 Start Time: 21:30 End Time: 23:17 Match Duration: 1h47m Spectators: 5,300

**BRA vs ITA**  
**3 2**

Team	Sets	1	2	3	4	5	Total
BRA	3	19	25	22	25	15	106
ITA	2	25	13	25	16	13	92
Playing Time		21m	18m	22m	20m	14m	1h35m

First Referee: SALVATORE Patricia A (USA)

Second Referee: KIM Kun Tae (KOR)

BRA - Brazil							
No	C/L Name	1	2	3	4	5	Pts
1	OLIVEIRA Walewska	5	3	3	2	3	15
2	OLIVEIRA Elisangela	14	14				
3	COIMBRA Erika	1	5	5	4	5	13
5	STEINBRECHER Marianne	6	4	4	3	4	16
7	SOUZA Helia	5	5				
8	MENEZES Valeska	2	6	6	5	6	20
9	GONZAGA Welissa	1					
10	DIAS Virna	4	2	2	1	2	15
11	CHAGAS Ana						
14	C VENTURINI Fernanda	3	1	1	6	1	5
15	L XAVIER Arlene	L	L	L	L	L	
16	CLAUDINO Fabiana			1			1
Head Coach:		GUIMARAES Jose (BRA)					
Assistant Coach:		BARROS Paulo Jr. (BRA)					

ITA - Italy							
No	C/L Name	1	2	3	4	5	Pts
2	RINIERI DENNIS Simona	1	2	5	6	1	13
3	TOGUT Elisa	3	4	1	2	3	20
4	C LEGGERI Manuela				8	2	1
8	BARAZZA Jenny	2	3	6	1	14	8
9	CENTONI Nadia	14	14	14	3		3
10	PAGGI Paola	5	6	3	4	5	15
12	PICCININI Francesca				15		
13	SECOLO Manuela			15	2		4
14	LO BIANCO Eleonora	6	1	4	5	6	1
15	del CORE Antonella	4	5	2	3	4	8
16	FERRETTI Francesca		3				
17	L CARDULLO Paola	L	L	L	L	L	
Head Coach:		BONITTA Marco (ITA)					
Assistant Coach:		MENCARELLI Marco (ITA)					

## TEAM AND PLAYER PERFORMANCES

Won	Total Atts	No	Name	Scoring Skills	Won	Total Atts	No	Name
<b>73</b>	<b>151</b>	<b>Total Team</b>		<b>Spike</b>	<b>61</b>	<b>139</b>	<b>Total Team</b>	
17	25	8	MENEZES Valeska		18	44	3	TOGUT Elisa
14	41	5	STEINBRECHER Marianne		12	31	2	RINIERI DENNIS Simona
14	17	1	OLIVEIRA Walewska		12	19	10	PAGGI Paola
<b>10</b>	<b>62</b>	<b>Total Team</b>		<b>Block</b>	<b>12</b>	<b>74</b>	<b>Total Team</b>	
4	12	10	DIAS Virna		3	11	10	PAGGI Paola
3	17	8	MENEZES Valeska		3	11	15	del CORE Antonella
1	8	3	COIMBRA Erika		2	6	3	TOGUT Elisa
<b>2</b>	<b>105</b>	<b>Total Team</b>		<b>Serve</b>	<b>0</b>	<b>93</b>	<b>Total Team</b>	
1	22	5	STEINBRECHER Marianne					
1	2	16	CLAUDINO Fabiana					
<b>21</b>		<b>Total Team</b>		<b>Opp Error</b>	<b>19</b>		<b>Total Team</b>	
<b>106</b>	<b>318</b>	<b>Total Team</b>			<b>92</b>	<b>306</b>	<b>Total Team</b>	
20	56	8	MENEZES Valeska	<b>Best Scorer</b>	20	66	3	TOGUT Elisa

### Legend:

C - Team Captain n - Starting Line-Up where n=starting position on Court (i.e. positions 1 to 6)  
 nn - Substitute where nn=jersey number of out going player L - Libero Player L - Substitute Libero Pts - Points scored  
 Atts - Attempts Opp - Opponent



P2

**Match Results**

Αποτελέσματα Αγώνα / Résultats du match

Match No: 21 Start Time: 14:00 End Time: 15:27 Match Duration: 1h27m Spectators: 6,500

**KOR vs JPN**  
**3 0**

Team	Sets	1	2	3	Total
KOR	3	25	26	25	76
JPN	0	21	24	21	66
Playing Time		25m	29m	27m	1h21m

First Referee: LEUTHAEUSSER Frank (GER)

Second Referee: RACHARD Patrick (FRA)

KOR - Korea						
No	C/L Name	1	2	3	4	5 Pts
1	LEE Jung Ok					
3	KANG Hye Mi				13	
4	C KU Min Jung	6	6	6		15
5	KIM Sa Nee	1	1	1		3
6	CHOI Kwang Hee	3	3	3		10
8	L NAM Jie Youn	L	L	L		
9	CHANG So Yun	2	2	2		12
11	KIM Mi Jin				5	
12	PAK Sun Mi					
13	JUNG Dae Young	4	4	4		14
14	HAN Song Yi					
15	KIM Se Young	5	5	5		4
Head Coach:		KIM Cheol Yong (KOR)				
Assistant Coach:		SHIN Man Geun (KOR)				

JPN - Japan						
No	C/L Name	1	2	3	4	5 Pts
1	C YOSHIHARA Tomoko	6	6	6		10
2	TSUJI Chie					
3	L NARITA Ikumi	L	L	L		
4	SASAKI Miki	5	5	5		13
5	OMURA Kanako			12	3	5
7	TAKESHITA Yoshie	1	1	1		
9	TAKAHASHI Miyuki	4	4	18		2
12	SUGIYAMA Sachiko	3	3			5
13	OTOMO Ai					
14	OYAMA Kana	16	2	2		13
16	KURIHARA Megumi	2		4		5
18	KIMURA Saori			9	4	3
Head Coach:		YANAGIMOTO Shoichi (JPN)				
Assistant Coach:		NISHIMURA Yoshitaka (JPN)				

**TEAM AND PLAYER PERFORMANCES**

Won	Total Atts	No	Name
<b>48</b>	<b>147</b>	<b>Total Team</b>	
14	38	4	KU Min Jung
11	27	13	JUNG Dae Young
9	38	6	CHOI Kwang Hee
<b>10</b>	<b>82</b>	<b>Total Team</b>	
4	27	9	CHANG So Yun
3	13	13	JUNG Dae Young
1	21	15	KIM Se Young
<b>0</b>	<b>74</b>	<b>Total Team</b>	
<b>18</b>		<b>Total Team</b>	
<b>76</b>	<b>303</b>	<b>Total Team</b>	
15	54	4	KU Min Jung

Scoring Skills
<b>Spike</b>
<b>Block</b>
<b>Serve</b>
<b>Opp Error</b>
<b>Total</b>
<b>Best Scorer</b>

Won	Total Atts	No	Name
<b>49</b>	<b>159</b>	<b>Total Team</b>	
13	29	14	OYAMA Kana
11	41	4	SASAKI Miki
10	22	1	YOSHIHARA Tomoko
<b>5</b>	<b>75</b>	<b>Total Team</b>	
3	18	12	SUGIYAMA Sachiko
2	9	5	OMURA Kanako
<b>2</b>	<b>68</b>	<b>Total Team</b>	
2	12	4	SASAKI Miki
<b>10</b>		<b>Total Team</b>	
<b>66</b>	<b>302</b>	<b>Total Team</b>	
13	58	4	SASAKI Miki

**Legend:**

C - Team Captain n - Starting Line-Up where n=starting position on Court (i.e. positions 1 to 6)  
nn - Substitute where nn=jersey number of out going player L - Libero Player L - Substitute Libero Pts - Points scored  
Atts - Attempts Opp - Opponent



**P2**

**Match Results**

Αποτελέσματα Αγώνα / Résultats du match

Match No: 22 Start Time: 16:00 End Time: 17:15 Match Duration: 1h15m Spectators: 8,500

**GRE vs BRA**

**0 3**

Team	Sets	1	2	3	Total
GRE	0	22	22	11	55
BRA	3	25	25	25	75
Playing Time		24m	26m	19m	1h09m

First Referee: AL KHELAIIFI Abdullah (KSA)

Second Referee: NAVA Fernando (MEX)

GRE - Greece						
No	C/L Name	1	2	3	4	5 Pts
1	PRONIADOU Zanna	6	6	6		4
2	C GKARAGKOUNI Maria	2	2	2		8
4	GKARAGKOUNI Niki	3	3	3		11
6	MEMETZI Eleni	9	1	1		4
8	SAKKOULA Charikleia		1	18		
9	CHATZINIKOU Eleftheria	1				1
10	L VLACHOU Ioanna	L	L	L		
11	PAPAZOGLU Vasiliki	14	14			
14	IORDANIDOU Sofia	4	4	4		8
15	TZANAKAKI Georgia			1		1
16	KIOSI Eleni		2	14		2
18	NTOUMITRESKOU Rouxantra-Kon	5	5	5		6
Head Coach:		FLOROS Dimitrios (GRE)				
Assistant Coach:		ANDREOPOULOS Dimitrios (GRE)				

BRA - Brazil						
No	C/L Name	1	2	3	4	5 Pts
1	OLIVEIRA Walewska	4	3			3
2	OLIVEIRA Elisangela	14	14			
3	COIMBRA Erika	6	5	5		13
5	STEINBRECHER Marianne	5	4	4		13
7	SOUZA Helia	5	5	14		
8	MENEZES Valeska	1	6	6		7
9	GONZAGA Welissa	1		10		2
10	DIAS Virna	3	2	2		10
11	CHAGAS Ana			5		3
14	C VENTURINI Fernanda	2	1	1		1
15	L XAVIER Arlene	L	L	L		
16	CLAUDINO Fabiana	1	3			14
Head Coach:		GUIMARAES Jose (BRA)				
Assistant Coach:		BARROS Paulo Jr. (BRA)				

**TEAM AND PLAYER PERFORMANCES**

Won	Total Atts	No	Name
<b>35</b>	<b>89</b>	<b>Total Team</b>	
8	23	14	IORDANIDOU Sofia
7	16	4	GKARAGKOUNI Niki
6	12	18	NTOUMITRESKOU Rouxantra-Kon
<b>8</b>	<b>57</b>	<b>Total Team</b>	
4	13	4	GKARAGKOUNI Niki
2	10	2	GKARAGKOUNI Maria
1	3	15	TZANAKAKI Georgia
<b>2</b>	<b>57</b>	<b>Total Team</b>	
1	10	2	GKARAGKOUNI Maria
1	6	9	CHATZINIKOU Eleftheria
<b>10</b>		<b>Total Team</b>	
<b>55</b>	<b>203</b>	<b>Total Team</b>	
11	38	4	GKARAGKOUNI Niki

Scoring Skills
<b>Spike</b>
<b>Block</b>
<b>Serve</b>
<b>Opp Error</b>
<b>Total</b>
<b>Best Scorer</b>

Won	Total Atts	No	Name
<b>52</b>	<b>102</b>	<b>Total Team</b>	
12	27	5	STEINBRECHER Marianne
12	22	3	COIMBRA Erika
9	18	10	DIAS Virna
<b>9</b>	<b>39</b>	<b>Total Team</b>	
4	10	16	CLAUDINO Fabiana
2	7	8	MENEZES Valeska
1	8	3	COIMBRA Erika
<b>5</b>	<b>73</b>	<b>Total Team</b>	
2	9	16	CLAUDINO Fabiana
2	8	9	GONZAGA Welissa
1	9	5	STEINBRECHER Marianne
<b>9</b>		<b>Total Team</b>	
<b>75</b>	<b>214</b>	<b>Total Team</b>	
14	29	16	CLAUDINO Fabiana

**Legend:**

**C** - Team Captain **n** - Starting Line-Up where n=starting position on Court (i.e. positions 1 to 6)  
**nn** - Substitute where nn=jersey number of out going player **L** - Libero Player **L** - Substitute Libero **Pts** - Points scored  
**Atts** - Attempts **Opp** - Opponent



P2

**Match Results**

Αποτελέσματα Αγώνα / Résultats du match

Match No: 23 Start Time: 19:30 End Time: 20:42 Match Duration: 1h12m Spectators: 4,290

**KEN vs ITA**  
**0 3**

Team	Sets	1	2	3	Total
KEN	0	17	13	14	44
ITA	3	25	25	25	75
Playing Time		24m	20m	22m	1h06m

First Referee: MEDINA GUZMAN Francisco (CUB)

Second Referee: SALVATORE Patricia A (USA)

KEN - Kenya								
No	C/L	Name	1	2	3	4	5	Pts
1		JEBET Philister	7	7	6			4
4		TARUS Abigael						
5		NYONGESA Nancy	3	4	4			2
6		WANJIRU Catherine	4					5
7		WANJA Janet	1	1	1			
9		NAKHOMICHA Dorcas		3	3			9
11		OBUNAGA Roselidah						
13		KAMENDE Leonidas	2	2	2			5
14	C	BARASA Violet	6	6				5
15		NASIKANDA Gladys	5	5	5			6
17	L	WESUTILA Mercy	L	L	L			
18		SERENGE Judith	6	5	7			
Head Coach:		MUGE Abdulriman Kibet (KEN)						
Assistant Coach:		LUNGAHO David (KEN)						

ITA - Italy								
No	C/L	Name	1	2	3	4	5	Pts
2		RINIERI DENNIS Simona						
3		TOGUT Elisa						
4	C	LEGGERI Manuela	3	2	3			9
8		BARAZZA Jenny						
9		CENTONI Nadia	4	3	4			14
10		PAGGI Paola	6	5	6			12
12		PICCININI Francesca	5	4	5			13
13		SECOLO Manuela	2	1	2			7
14		LO BIANCO Eleonora	1	6				2
15		del CORE Antonella						
16		FERRETTI Francesca	14	14	1			2
17	L	CARDULLO Paola	L	L	L			
Head Coach:		BONITTA Marco (ITA)						
Assistant Coach:		MENCARELLI Marco (ITA)						

**TEAM AND PLAYER PERFORMANCES**

Won	Total Atts	No	Name
<b>30</b>	<b>102</b>	<b>Total Team</b>	
8	21	9	NAKHOMICHA Dorcas
5	15	13	KAMENDE Leonidas
5	11	6	WANJIRU Catherine
<b>6</b>	<b>31</b>	<b>Total Team</b>	
2	11	15	NASIKANDA Gladys
2	5	14	BARASA Violet
1	6	9	NAKHOMICHA Dorcas
<b>0</b>	<b>45</b>	<b>Total Team</b>	
<b>8</b>		<b>Total Team</b>	
<b>44</b>	<b>178</b>	<b>Total Team</b>	
9	32	9	NAKHOMICHA Dorcas

Scoring Skills
<b>Spike</b>
<b>Block</b>
<b>Serve</b>
<b>Opp Error</b>
<b>Total</b>

Won	Total Atts	No	Name
<b>44</b>	<b>89</b>	<b>Total Team</b>	
13	28	9	CENTONI Nadia
12	22	12	PICCININI Francesca
8	10	10	PAGGI Paola
<b>12</b>	<b>52</b>	<b>Total Team</b>	
5	15	4	LEGGERI Manuela
4	13	10	PAGGI Paola
1	7	12	PICCININI Francesca
<b>3</b>	<b>74</b>	<b>Total Team</b>	
2	14	4	LEGGERI Manuela
1	9	16	FERRETTI Francesca
<b>16</b>		<b>Total Team</b>	
<b>75</b>	<b>215</b>	<b>Total Team</b>	
14	49	9	CENTONI Nadia

**Legend:**

**C** - Team Captain **n** - Starting Line-Up where n=starting position on Court (i.e. positions 1 to 6)  
**nn** - Substitute where nn=jersey number of out going player **L** - Libero Player **L** - Substitute Libero **Pts** - Points scored  
**Atts** - Attempts **Opp** - Opponent



**P2**

**Match Results**

Αποτελέσματα Αγώνα / Résultats du match

Match No: 26 Start Time: 11:00 End Time: 12:09 Match Duration: 1h09m Spectators: 2,800

**JPN vs KEN**  
**3 0**

Team	Sets	1	2	3	Total
JPN	3	25	25	25	75
KEN	0	8	17	14	39
Playing Time		18m	24m	21m	1h03m

First Referee: KARAMPETSOS Georgios (GRE)

Second Referee: SOKULLU Umit (TUR)

JPN - Japan								
No	C/L	Name	1	2	3	4	5	Pts
1	C	YOSHIHARA Tomoko	6	6	6			10
2		TSUJI Chie						
3	L	NARITA Ikumi		L	L	L		
4		SASAKI Miki						
5		OMURA Kanako						
7		TAKESHITA Yoshie	1	1	1			
9		TAKAHASHI Miyuki	4	4	4			11
12		SUGIYAMA Sachiko	3	3	3			12
13		OTOMO Ai						
14		OYAMA Kana	5	5	5			13
16		KURIHARA Megumi	2	2	2			11
18		KIMURA Saori						
Head Coach:		YANAGIMOTO Shoichi (JPN)						
Assistant Coach:		NISHIMURA Yoshitaka (JPN)						

KEN - Kenya								
No	C/L	Name	1	2	3	4	5	Pts
1		JEBET Philister					9	3
4		TARUS Abigael				14		1
5		NYONGESA Nancy	3	1	1			5
6		WANJIRU Catherine			14			
7		WANJA Janet		18	5	5		2
9		NAKHOMICHA Dorcas	6	4	4			6
11		OBUNAGA Roselidah		2				1
13		KAMENDE Leonidas		5	3	3		5
14	C	BARASA Violet		4	2	2		3
15		NASIKANDA Gladys			6	6		8
17	L	WESUTILA Mercy		L	L	L		
18		SERENGE Judith			1			
Head Coach:		MUGE Abdulriman Kibet (KEN)						
Assistant Coach:		LUNGAHO David (KEN)						

**TEAM AND PLAYER PERFORMANCES**

Won	Total Atts	No	Name	Scoring Skills	Won	Total Atts	No	Name
<b>45</b>	<b>88</b>	<b>Total Team</b>			<b>21</b>	<b>80</b>	<b>Total Team</b>	
12	25	14	OYAMA Kana	<b>Spike</b>	6	20	9	NAKHOMICHA Dorcas
10	19	9	TAKAHASHI Miyuki		5	12	15	NASIKANDA Gladys
9	15	16	KURIHARA Megumi		2	14	14	BARASA Violet
<b>7</b>	<b>41</b>	<b>Total Team</b>		<b>Block</b>	<b>10</b>	<b>43</b>	<b>Total Team</b>	
5	19	12	SUGIYAMA Sachiko		4	13	13	KAMENDE Leonidas
1	6	9	TAKAHASHI Miyuki		3	8	15	NASIKANDA Gladys
1	5	14	OYAMA Kana	1	5	14	BARASA Violet	
<b>5</b>	<b>73</b>	<b>Total Team</b>		<b>Serve</b>	<b>3</b>	<b>41</b>	<b>Total Team</b>	
2	24	16	KURIHARA Megumi		3	8	5	NYONGESA Nancy
2	13	1	YOSHIHARA Tomoko					
1	12	12	SUGIYAMA Sachiko					
<b>18</b>		<b>Total Team</b>		<b>Opp Error</b>	<b>5</b>		<b>Total Team</b>	
<b>75</b>	<b>202</b>	<b>Total Team</b>		<b>Total</b>	<b>39</b>	<b>164</b>	<b>Total Team</b>	
13	38	14	OYAMA Kana	<b>Best Scorer</b>	8	25	15	NASIKANDA Gladys

**Legend:**

**C** - Team Captain **n** - Starting Line-Up where n=starting position on Court (i.e. positions 1 to 6)  
**nn** - Substitute where nn=jersey number of out going player **L** - Libero Player **L** - Substitute Libero **Pts** - Points scored  
**Atts** - Attempts **Opp** - Opponent



P2

## Match Results

Αποτελέσματα Αγώνα / Résultats du match

Match No: 28 Start Time: 16:00 End Time: 17:14 Match Duration: 1h14m Spectators: 9,392

**ITA vs GRE**  
**3 0**

Team	Sets	1	2	3	Total
ITA	3	25	25	25	75
GRE	0	19	19	22	60
Playing Time		21m	22m	25m	1h08m

First Referee: SALONEN Jarmo (FIN)

Second Referee: RACHARD Patrick (FRA)

ITA - Italy						
No	C/L Name	1	2	3	4	5 Pts
2	RINIERI DENNIS Simona	1	6	1		8
3	TOGUT Elisa	3	2			7
4	C LEGGERI Manuela	5	4	5		10
8	BARAZZA Jenny	2	1	2		7
9	CENTONI Nadia	14	14	3		8
10	PAGGI Paola				8	
12	PICCININI Francesca	4	3	4		15
13	SECOLO Manuela				14	
14	LO BIANCO Eleonora	6	5	6		1
15	del CORE Antonella				2	1
16	FERRETTI Francesca	3	3			
17	L CARDULLO Paola	L	L	L		
Head Coach:		BONITTA Marco (ITA)				
Assistant Coach:		MENCARELLI Marco (ITA)				

GRE - Greece						
No	C/L Name	1	2	3	4	5 Pts
1	PRONIADOU Zanna	6	5	5		3
2	C GKARAGKOUNI Maria	2	1	1		11
4	GKARAGKOUNI Niki	3	2	2		8
6	MEMETZI Eleni	1	6	6		2
8	SAKKOULA Charikleia					
9	CHATZINIKOU Eleftheria					
10	L VLACHOU Ioanna	L	L	L		
11	PAPAZOGLU Vasiliki			14	14	
14	IORDANIDOU Sofia	4	3	3		7
15	TZANAKAKI Georgia				1	3
16	KIOSI Eleni					
18	NTOUMITRESKOU Rouxantra-Kon	5	4	4		15
Head Coach:		FLOROS Dimitrios (GRE)				
Assistant Coach:		ANDREOPOULOS Dimitrios (GRE)				

## TEAM AND PLAYER PERFORMANCES

Won	Total Atts	No	Name
<b>41</b>	<b>88</b>	<b>Total Team</b>	
10	17	12	PICCININI Francesca
7	14	3	TOGUT Elisa
6	17	2	RINIERI DENNIS Simona
<b>8</b>	<b>43</b>	<b>Total Team</b>	
5	8	4	LEGGERI Manuela
1	6	2	RINIERI DENNIS Simona
1	5	12	PICCININI Francesca
<b>8</b>	<b>73</b>	<b>Total Team</b>	
4	18	12	PICCININI Francesca
1	13	8	BARAZZA Jenny
1	9	4	LEGGERI Manuela
<b>18</b>		<b>Total Team</b>	
<b>75</b>	<b>204</b>	<b>Total Team</b>	
15	40	12	PICCININI Francesca

Scoring Skills
<b>Spike</b>
<b>Block</b>
<b>Serve</b>
<b>Opp Error</b>
<b>Total</b>
<b>Best Scorer</b>

Won	Total Atts	No	Name
<b>37</b>	<b>88</b>	<b>Total Team</b>	
12	26	18	NTOUMITRESKOU Rouxantra-Kon
9	16	2	GKARAGKOUNI Maria
8	15	4	GKARAGKOUNI Niki
<b>10</b>	<b>53</b>	<b>Total Team</b>	
2	9	1	PRONIADOU Zanna
2	9	2	GKARAGKOUNI Maria
2	7	18	NTOUMITRESKOU Rouxantra-Kon
<b>2</b>	<b>62</b>	<b>Total Team</b>	
1	16	18	NTOUMITRESKOU Rouxantra-Kon
1	9	14	IORDANIDOU Sofia
<b>11</b>		<b>Total Team</b>	
<b>60</b>	<b>203</b>	<b>Total Team</b>	
15	49	18	NTOUMITRESKOU Rouxantra-Kon

### Legend:

**C** - Team Captain **n** - Starting Line-Up where n=starting position on Court (i.e. positions 1 to 6)  
**nn** - Substitute where nn=jersey number of out going player **L** - Libero Player **L** - Substitute Libero **Pts** - Points scored  
**Atts** - Attempts **Opp** - Opponent



P2

## Match Results

Αποτελέσματα Αγώνα / Résultats du match

Match No: 29 Start Time: 19:30 End Time: 20:48 Match Duration: 1h18m Spectators: 8,020

**BRA vs KOR**

**3 0**

Team	Sets	1	2	3	Total
BRA	3	25	25	25	75
KOR	0	19	18	23	60
Playing Time		24m	23m	25m	1h12m

First Referee: JOVANOVIC de Jan (SCG)

Second Referee: ZAHORCOVA Karin (CZE)

BRA - Brazil								
No	C/L	Name	1	2	3	4	5	Pts
1		OLIVEIRA Walewska	3	3	3			8
2		OLIVEIRA Elisangela						
3		COIMBRA Erika	5	5	5			17
5		STEINBRECHER Marianne	4	4	4			16
7		SOUZA Helia		14	1			1
8		MENEZES Valeska	6	6	6			3
9		GONZAGA Welissa						
10		DIAS Virna	2	2	2			12
11		CHAGAS Ana				7		1
14	C	VENTURINI Fernanda	1	1	5			1
15	L	XAVIER Arlene		L	L	L		
16		CLAUDINO Fabiana						
Head Coach:		GUIMARAES Jose (BRA)						
Assistant Coach:		BARROS Paulo Jr. (BRA)						

KOR - Korea								
No	C/L	Name	1	2	3	4	5	Pts
1		LEE Jung Ok						
3		KANG Hye Mi			13			
4	C	KU Min Jung	6	6	6			10
5		KIM Sa Nee	1	1	1			3
6		CHOI Kwang Hee	3	3	3			4
8	L	NAM Jie Youn		L	L	L		
9		CHANG So Yun	2	2	2			7
11		KIM Mi Jin			5			1
12		PAK Sun Mi			4			
13		JUNG Dae Young	4	4	4			10
14		HAN Song Yi						
15		KIM Se Young	5	5	5			5
Head Coach:		KIM Cheol Yong (KOR)						
Assistant Coach:		SHIN Man Geun (KOR)						

## TEAM AND PLAYER PERFORMANCES

Won	Total Atts	No	Name	Scoring Skills	Won	Total Atts	No	Name
<b>52</b>	<b>130</b>	<b>Total Team</b>		<b>Spike</b>	<b>33</b>	<b>123</b>	<b>Total Team</b>	
16	31	5	STEINBRECHER Marianne		9	35	4	KU Min Jung
15	34	3	COIMBRA Erika		9	30	13	JUNG Dae Young
10	32	10	DIAS Virna	5	19	9	CHANG So Yun	
<b>3</b>	<b>65</b>	<b>Total Team</b>		<b>Block</b>	<b>7</b>	<b>54</b>	<b>Total Team</b>	
1	18	1	OLIVEIRA Walewska		2	15	15	KIM Se Young
1	13	3	COIMBRA Erika		2	10	9	CHANG So Yun
1	7	10	DIAS Virna	1	10	5	KIM Sa Nee	
<b>4</b>	<b>74</b>	<b>Total Team</b>		<b>Serve</b>	<b>0</b>	<b>61</b>	<b>Total Team</b>	
1	16	1	OLIVEIRA Walewska					
1	13	3	COIMBRA Erika					
1	10	10	DIAS Virna					
<b>16</b>		<b>Total Team</b>		<b>Opp Error</b>	<b>20</b>		<b>Total Team</b>	
<b>75</b>	<b>269</b>	<b>Total Team</b>		<b>Total</b>	<b>60</b>	<b>238</b>	<b>Total Team</b>	
17	60	3	COIMBRA Erika	<b>Best Scorer</b>	10	53	4	KU Min Jung

### Legend:

C - Team Captain n - Starting Line-Up where n=starting position on Court (i.e. positions 1 to 6)  
 nn - Substitute where nn=jersey number of out going player L - Libero Player L - Substitute Libero Pts - Points scored  
 Atts - Attempts Opp - Opponent





P2

## Match Results

Αποτελέσματα Αγώνα / Résultats du match

Match No: 1 Start Time: 09:00 End Time: 11:15 Match Duration: 2h15m Spectators: 1,100

**CUB vs GER**  
**2 3**

Team	Sets	1	2	3	4	5	Total
CUB	2	25	26	22	15	15	103
GER	3	20	24	25	25	17	111
Playing Time		23m	30m	26m	22m	19m	2h00m

First Referee: ITO Hiroyuki (JPN) Second Referee: AL KHELAIIFI Abdullah (KSA)

CUB - Cuba								
No	C/L	Name	1	2	3	4	5	Pts
1	C	RUIZ LUACES Yumilka	4	4	4	4	4	14
3		CARRILLO de la PAZ Nancy	5	5	5	5	5	16
5	L	MARTINEZ ADLUN Maybelis	L	L	L	L	L	
6		RAMIREZ ECHEVARRIA Daimi	6	6	6	6	6	11
8		ORTIZ CHARRO Yaima			17	17		
10		FERNANDEZ VALLE Ana Ivis						
11		MESA LUACES Liana	3	3	3	3	3	7
12		CALDERON DIAZ Rosir	11	6	6	1	17	3
13		MUNOZ CARRAZANA Aniara				11	11	
16		TELLEZ PALACIO Dulce M.				3		2
17		SANCHEZ SALFRAN Marta	1	1	1	1	1	14
18		BARROS FERNANDEZ Zoila	2	2	2	2	2	15
Head Coach:		CALDERON BIET Luis Felipe (CUB)						
Assistant Coach:		GEORGE LAFFITA Eugenio (CUB)						

GER - Germany								
No	C/L	Name	1	2	3	4	5	Pts
3		HART Tanja	2	1	2	1	2	1
4	L	TZSCHERLICH Kerstin	L	L	L	L	L	
6		SCHLECHT Julia				15		
8		DUMLER Cornelia	12	17	17		17	
9		BENECKE Christina	3	3	12	3		2
11		FURST Christiane	4	3	4	3	4	15
12		KULAKOVA Olessya	1	6	1	6	1	15
13		BOUAGAA Atika	6	5	6	5	6	10
14		RADZUWEIT Kathy			13	11		
15	C	GRUN Angelina	5	4	5	4	5	20
16		SYLVESTER Judith	13	13		3		
17		THUMM Birgit	3	2	3	2	3	10
Head Coach:		LEE Hee Wan (GER)						
Assistant Coach:		von SOOSTEN Helmut (GER)						

## TEAM AND PLAYER PERFORMANCES

Won	Total Atts	No	Name	Scoring Skills	Won	Total Atts	No	Name
<b>64</b>	<b>183</b>	<b>Total Team</b>		Spike	<b>52</b>	<b>166</b>	<b>Total Team</b>	
12	37	18	BARROS FERNANDEZ Zoila		14	52	15	GRUN Angelina
12	34	17	SANCHEZ SALFRAN Marta		9	43	13	BOUAGAA Atika
11	36	1	RUIZ LUACES Yumilka	9	24	12	KULAKOVA Olessya	
<b>16</b>	<b>85</b>	<b>Total Team</b>		Block	<b>19</b>	<b>83</b>	<b>Total Team</b>	
5	24	3	CARRILLO de la PAZ Nancy		6	20	11	FURST Christiane
3	18	18	BARROS FERNANDEZ Zoila		6	19	12	KULAKOVA Olessya
2	14	6	RAMIREZ ECHEVARRIA Daimi	4	12	15	GRUN Angelina	
<b>2</b>	<b>104</b>	<b>Total Team</b>		Serve	<b>2</b>	<b>110</b>	<b>Total Team</b>	
1	21	1	RUIZ LUACES Yumilka		2	21	15	GRUN Angelina
1	13	3	CARRILLO de la PAZ Nancy					
<b>21</b>		<b>Total Team</b>		Opp Error	<b>38</b>		<b>Total Team</b>	
<b>103</b>	<b>372</b>	<b>Total Team</b>		Total	<b>111</b>	<b>359</b>	<b>Total Team</b>	
16	58	3	CARRILLO de la PAZ Nancy	Best Scorer	20	85	15	GRUN Angelina

### Legend:

C - Team Captain n - Starting Line-Up where n=starting position on Court (i.e. positions 1 to 6)  
 nn - Substitute where nn=jersey number of out going player L - Libero Player L - Substitute Libero Pts - Points scored  
 Atts - Attempts Opp - Opponent



**P2**

**Match Results**

Αποτελέσματα Αγώνα / Résultats du match

**Match No: 2 Start Time: 11:35 End Time: 13:05 Match Duration: 1h30m Spectators: 1,100**

**DOM vs RUS**

**0 3**

Team	Sets	1	2	3	Total
<b>DOM</b>	<b>0</b>	17	13	16	46
<b>RUS</b>	<b>3</b>	25	25	25	75
<b>Playing Time</b>		20m	20m	20m	1h00m

**First Referee:** PEREYRA Juan Angel (ARG)

**Second Referee:** ABDEL MAGID Mahmoud (EGY)

<b>DOM - Dominican Republic</b>									
No	C/L	Name	1	2	3	4	5	Pts	
1		VARGAS VALDEZ Annerys	4	4				2	
3		BAUTISTA Yudelkys	1	1	1			3	
5	L	CARRERA PICHARDO Evelyn	L	L	L				
6		CASO SIERRA Alexandra	16	16					
7		MERCEDES HEREDIA Sofia E.			16				
8		SAVINON PEREZ Juana							
10		CABRAL DELA CRUZ Milagros	6	6	6			16	
11		GONZALEZ SANCHEZ Juana M.	2	2	2				
12	C	JACKSON CABRERA Francia			11				
14		RIVERA BRENS Prisilla	1	1	4			3	
15		RODRIGUEZ ANDINO Cosiris	5	5	5			2	
16		MORETA PEREZ Kenia	3	3	3			11	
<b>Head Coach:</b>		GARBEY CASTILLO Jorge Ignacio (DOM)							
<b>Assistant Coach:</b>		ROMERO MEDINA Hector (DOM)							

<b>RUS - Russia</b>									
No	C/L	Name	1	2	3	4	5	Pts	
2		TEBENIKHINA Irina	4	3	4			6	
4	L	TYURINA Elena	L	L	L				
5		SHASHKOVA Liubov	2	1	2			13	
7		SAFRONOVA Natalia							
8	C	ARTAMONOVA Evgenya							
9		TISHCHENKO Elizaveta	1	6	1			5	
10		CHUKANOVA Olga							
11		GAMOVA Ekaterina	5	4	5			22	
12		SHESHENINA Marina	3	2	3			2	
13		KORUKOVETS Alexandra							
14		PLOTNIKOVA Elena	6	5	6			8	
16		NIKOLAEVA Olga				9			
<b>Head Coach:</b>		KARPOL Nikolay (RUS)							
<b>Assistant Coach:</b>		OGUIENKO Valentina (RUS)							

**TEAM AND PLAYER PERFORMANCES**

Won	Total Atts	No	Name	Scoring Skills	Won	Total Atts	No	Name
<b>32</b>	<b>102</b>	<b>Total Team</b>			<b>39</b>	<b>77</b>	<b>Total Team</b>	
15	26	10	CABRAL DELA CRUZ Milagros	<b>Spike</b>	13	23	11	GAMOVA Ekaterina
10	28	16	MORETA PEREZ Kenia		12	26	5	SHASHKOVA Liubov
3	9	3	BAUTISTA Yudelkys		7	12	14	PLOTNIKOVA Elena
<b>3</b>	<b>30</b>	<b>Total Team</b>		<b>Block</b>	<b>14</b>	<b>64</b>	<b>Total Team</b>	
1	8	14	RIVERA BRENS Prisilla		8	18	11	GAMOVA Ekaterina
1	7	16	MORETA PEREZ Kenia		2	15	2	TEBENIKHINA Irina
1	2	10	CABRAL DELA CRUZ Milagros	2	9	9	TISHCHENKO Elizaveta	
<b>2</b>	<b>48</b>	<b>Total Team</b>		<b>Serve</b>	<b>3</b>	<b>73</b>	<b>Total Team</b>	
1	6	14	RIVERA BRENS Prisilla		1	19	5	SHASHKOVA Liubov
1	3	1	VARGAS VALDEZ Annerys		1	14	2	TEBENIKHINA Irina
					1	8	11	GAMOVA Ekaterina
<b>9</b>		<b>Total Team</b>		<b>Opp Error</b>	<b>19</b>		<b>Total Team</b>	
<b>46</b>	<b>180</b>	<b>Total Team</b>			<b>75</b>	<b>214</b>	<b>Total Team</b>	
				<b>Total</b>				
16	34	10	CABRAL DELA CRUZ Milagros		<b>Best Scorer</b>	22	49	11

**Legend:**

**C** - Team Captain **n** - Starting Line-Up where n=starting position on Court (i.e. positions 1 to 6)  
**nn** - Substitute where nn=jersey number of out going player **L** - Libero Player **L** - Substitute Libero **Pts** - Points scored  
**Atts** - Attempts **Opp** - Opponent



P2

**Match Results**

Αποτελέσματα Αγώνα / Résultats du match

Match No: 6 Start Time: 21:30 End Time: 23:28 Match Duration: 1h58m Spectators: 2,300

**CHN vs USA**  
**3 1**

Team	Sets	1	2	3	4	Total
CHN	3	25	23	25	25	98
USA	1	21	25	22	18	86
<b>Playing Time</b>		28m	29m	29m	23m	1h49m

First Referee: SALONEN Jarmo (FIN)

Second Referee: LEKKAS Fotios (GRE)

CHN - China								
No	C/L	Name	1	2	3	4	5	Pts
2	C	FENG Kun	5	5	5	5		8
3		YANG Hao	3	3	3	3		20
4		LIU Yanan	1	1	1	1		8
6		LI Shan			15	15		
7		ZHOU Suhong	2	2	2	2		10
8		ZHAO Ruirui	4					
9		ZHANG Yuehong						
10		CHEN Jing	15		4			
12		SONG Nina						
15		WANG Lina	6	6	6	6		12
16	L	ZHANG Na	L	L	L	L		
18		ZHANG Ping	8	4	4	4		17
<b>Head Coach:</b>		CHEN Zhonghe (CHN)						
<b>Assistant Coach:</b>		LAI Yawen (CHN)						

USA - United States								
No	C/L	Name	1	2	3	4	5	Pts
1		PHIPPS Prikeba	4	5	9	5		5
2		SCOTT Danielle	2	3	2	3		11
3		HANEEF Tayyiba	6	1	6	1		8
4		BERG Lindsey	3	3				
5	L	SYKORA Stacy	L	L	L	L		
6		BACHMAN Elisabeth			7			1
7		BOWN Heather	5	6	5	6		8
9		NNAMANI Ogonna	1	4	1			9
11		AH MOW SANTOS Robyn	3	4	3	4		2
12		METCALF Nancy	11	11	3	3		4
13	C	CROSS BATTLE Tara	1					
15		TOM Logan	1	2	1	2		14
<b>Head Coach:</b>		YOSHIDA Toshiaki (USA)						
<b>Assistant Coach:</b>		HAMBLY Kevin (USA)						

**TEAM AND PLAYER PERFORMANCES**

Won	Total Atts	No	Name
<b>61</b>	<b>136</b>	<b>Total Team</b>	
19	44	3	YANG Hao
14	25	18	ZHANG Ping
8	23	15	WANG Lina
<b>9</b>	<b>61</b>	<b>Total Team</b>	
3	16	2	FENG Kun
2	16	18	ZHANG Ping
2	8	15	WANG Lina
<b>5</b>	<b>97</b>	<b>Total Team</b>	
2	18	15	WANG Lina
1	23	7	ZHOU Suhong
1	14	4	LIU Yanan
<b>23</b>		<b>Total Team</b>	
<b>98</b>	<b>294</b>	<b>Total Team</b>	
20	73	3	YANG Hao

Scoring Skills
<b>Spike</b>
<b>Block</b>
<b>Serve</b>
<b>Opp Error</b>
<b>Total</b>

Won	Total Atts	No	Name
<b>48</b>	<b>133</b>	<b>Total Team</b>	
10	30	15	TOM Logan
9	17	2	SCOTT Danielle
8	17	9	NNAMANI Ogonna
<b>11</b>	<b>62</b>	<b>Total Team</b>	
4	15	7	BOWN Heather
2	13	2	SCOTT Danielle
2	10	15	TOM Logan
<b>3</b>	<b>87</b>	<b>Total Team</b>	
2	17	15	TOM Logan
1	9	3	HANEEF Tayyiba
<b>24</b>		<b>Total Team</b>	
<b>86</b>	<b>282</b>	<b>Total Team</b>	
14	57	15	TOM Logan

**Legend:**

C - Team Captain n - Starting Line-Up where n=starting position on Court (i.e. positions 1 to 6)  
 nn - Substitute where nn=jersey number of out going player L - Libero Player L - Substitute Libero Pts - Points scored  
 Atts - Attempts Opp - Opponent



P2

**Match Results**

Αποτελέσματα Αγώνα / Résultats du match

Match No: 8 Start Time: 11:00 End Time: 12:15 Match Duration: 1h15m Spectators: 474

**CHN vs DOM**  
**3 0**

Team	Sets	1	2	3	Total
CHN	3	25	25	25	75
DOM	0	20	16	16	52
Playing Time		22m	24m	23m	1h09m

First Referee: LEKKAS Fotios (GRE)

Second Referee: SALONEN Jarmo (FIN)

CHN - China									
No	C/L	Name	1	2	3	4	5	Pts	
2	C	FENG Kun	1	6	1			4	
3		YANG Hao	5	4	5			9	
4		LIU Yanan	3	2	3			15	
6		LI Shan	15	15	7				
7		ZHOU Suhong	4	3	4			6	
9		ZHANG Yuehong				3		2	
10		CHEN Jing				15			
12		SONG Nina		3	2				
15		WANG Lina	2	1	2			9	
16	L	ZHANG Na	L	L	L				
18		ZHANG Ping	6	5	6			8	
Head Coach:		CHEN Zhonghe (CHN)							
Assistant Coach:		LAI Yawen (CHN)							

DOM - Dominican Republic									
No	C/L	Name	1	2	3	4	5	Pts	
1		VARGAS VALDEZ Annerys	4	4	4			9	
3		BAUTISTA Yudelkys	1	1	1			6	
5	L	CARRERA PICHARDO Evelyn	L	L	L				
6		CASO SIERRA Alexandra	16	1	3				
7		MERCEDES HEREDIA Sofia E.			16				
8		SAVINON PEREZ Juana							
10		CABRAL DELA CRUZ Milagros	6	6	6			12	
11		GONZALEZ SANCHEZ Juana M.	2	2	2			2	
12	C	JACKSON CABRERA Francia				15			
14		RIVERA BRENS Prisilla		15	11			1	
15		RODRIGUEZ ANDINO Cosiris	5	5	5			2	
16		MORETA PEREZ Kenia	3	3	3			9	
Head Coach:		GARBEY CASTILLO Jorge Ignacio (DOM)							
Assistant Coach:		ROMERO MEDINA Hector (DOM)							

**TEAM AND PLAYER PERFORMANCES**

Won	Total Atts	No	Name	Scoring Skills	Won	Total Atts	No	Name
<b>38</b>	<b>85</b>	<b>Total Team</b>		<b>Spike</b>	<b>32</b>	<b>97</b>	<b>Total Team</b>	
11	17	4	LIU Yanan		10	30	10	CABRAL DELA CRUZ Milagros
7	21	3	YANG Hao		9	25	16	MORETA PEREZ Kenia
7	16	18	ZHANG Ping	5	12	1	VARGAS VALDEZ Annerys	
<b>10</b>	<b>44</b>	<b>Total Team</b>		<b>Block</b>	<b>9</b>	<b>40</b>	<b>Total Team</b>	
3	9	4	LIU Yanan		4	13	1	VARGAS VALDEZ Annerys
2	7	2	FENG Kun		2	7	10	CABRAL DELA CRUZ Milagros
1	8	18	ZHANG Ping	1	9	3	BAUTISTA Yudelkys	
<b>5</b>	<b>73</b>	<b>Total Team</b>		<b>Serve</b>	<b>0</b>	<b>54</b>	<b>Total Team</b>	
3	24	15	WANG Lina					
1	11	4	LIU Yanan					
1	10	3	YANG Hao					
<b>22</b>		<b>Total Team</b>		<b>Opp Error</b>	<b>11</b>		<b>Total Team</b>	
<b>75</b>	<b>202</b>	<b>Total Team</b>		<b>Total</b>	<b>52</b>	<b>191</b>	<b>Total Team</b>	
15	37	4	LIU Yanan	<b>Best Scorer</b>	12	44	10	CABRAL DELA CRUZ Milagros

**Legend:**

C - Team Captain n - Starting Line-Up where n=starting position on Court (i.e. positions 1 to 6)  
 nn - Substitute where nn=jersey number of out going player L - Libero Player L - Substitute Libero Pts - Points scored  
 Atts - Attempts Opp - Opponent



P2

**Match Results**

Αποτελέσματα Αγώνα / Résultats du match

Match No: 11 Start Time: 19:30 End Time: 21:31 Match Duration: 2h01m Spectators: 2,800

**USA vs GER**  
**3 1**

Team	Sets	1	2	3	4	Total
USA	3	25	25	22	27	99
GER	1	22	22	25	25	94
	Playing Time	25m	27m	29m	31m	1h52m

First Referee: ITO Hiroyuki (JPN) Second Referee: AL NAAMA Ibrahim (QAT)

USA - United States						
No	C/L Name	1	2	3	4	5 Pts
1	PHIPPS Prikeba	1	1	1	1	16
2	SCOTT Danielle	5	5	5	5	4
3	HANEEF Tayyiba	3	3	3	3	19
4	BERG Lindsey	3	3	3	3	
5	L SYKORA Stacy	L	L	L	L	
6	BACHMAN Elisabeth					
7	BOWN Heather	2	2	2	2	8
9	NNAMANI Ogonna			11	11	6
11	AH MOW SANTOS Robyn	6	6	6	6	1
12	METCALF Nancy	11	11			1
13	C CROSS BATTLE Tara		7	1	1	3
15	TOM Logan	4	4	4	4	14
<b>Head Coach:</b>		YOSHIDA Toshiaki (USA)				
<b>Assistant Coach:</b>		HAMBLY Kevin (USA)				

GER - Germany						
No	C/L Name	1	2	3	4	5 Pts
3	HART Tanja	1	1	1	1	
4	L TZSCHERLICH Kerstin	L	L	L	L	
6	SCHLECHT Julia			15		
8	DUMLER Cornelia			17		
9	BENECKE Christina	3	12	12	6	3
11	FURST Christiane	3	3	3	3	9
12	KULAKOVA Olessya	6	6	6	9	7
13	BOUAGAA Atika	5	5	5	5	12
14	RADZUWEIT Kathy			13		
15	C GRUN Angelina	4	4	4	4	20
16	SYLVESTER Judith	13	3	3	3	1
17	THUMM Birgit	2	2	2	2	16
<b>Head Coach:</b>		LEE Hee Wan (GER)				
<b>Assistant Coach:</b>		von SOOSTEN Helmut (GER)				

**TEAM AND PLAYER PERFORMANCES**

Won	Total Atts	No	Name
<b>53</b>	<b>137</b>	<b>Total Team</b>	
17	39	3	HANEEF Tayyiba
11	24	1	PHIPPS Prikeba
10	35	15	TOM Logan
<b>11</b>	<b>78</b>	<b>Total Team</b>	
5	17	1	PHIPPS Prikeba
2	15	15	TOM Logan
1	19	7	BOWN Heather
<b>8</b>	<b>98</b>	<b>Total Team</b>	
3	20	7	BOWN Heather
2	20	15	TOM Logan
1	16	2	SCOTT Danielle
<b>27</b>		<b>Total Team</b>	
<b>99</b>	<b>313</b>	<b>Total Team</b>	
19	54	3	HANEEF Tayyiba

Scoring Skills
<b>Spike</b>
<b>Block</b>
<b>Serve</b>
<b>Opp Error</b>
<b>Total</b>

Won	Total Atts	No	Name
<b>52</b>	<b>145</b>	<b>Total Team</b>	
16	45	15	GRUN Angelina
14	40	17	THUMM Birgit
9	25	13	BOUAGAA Atika
<b>11</b>	<b>62</b>	<b>Total Team</b>	
3	10	12	KULAKOVA Olessya
2	10	13	BOUAGAA Atika
2	9	17	THUMM Birgit
<b>5</b>	<b>95</b>	<b>Total Team</b>	
3	15	15	GRUN Angelina
1	16	13	BOUAGAA Atika
1	15	11	FURST Christiane
<b>26</b>		<b>Total Team</b>	
<b>94</b>	<b>302</b>	<b>Total Team</b>	
20	68	15	GRUN Angelina

**Legend:**

C - Team Captain n - Starting Line-Up where n=starting position on Court (i.e. positions 1 to 6)  
 nn - Substitute where nn=jersey number of out going player L - Libero Player L - Substitute Libero Pts - Points scored  
 Atts - Attempts Opp - Opponent



P2

## Match Results

Αποτελέσματα Αγώνα / Résultats du match

Match No: 12 Start Time: 22:05 End Time: 00:12 Match Duration: 2h07m Spectators: 2,900

**RUS vs CUB**  
**2 3**

Team	Sets	1	2	3	4	5	Total
RUS	2	24	25	27	19	13	108
CUB	3	26	19	25	25	15	110
Playing Time		25m	22m	29m	23m	16m	1h55m

First Referee: KIM Kun Tae (KOR) Second Referee: DELLAQUA Valdir (BRA)

RUS - Russia								
No	C/L	Name	1	2	3	4	5	Pts
2		TEBENIKHINA Irina	4	2	3	2	4	6
4	L	TYURINA Elena	L	L	L	L	L	
5		SHASHKOVA Liubov	2	6	1	6	2	30
7		SAFRONOVA Natalia						
8	C	ARTAMONOVA Evgenya						
9		TISHCHENKO Elizaveta	1					
10		CHUKANOVA Olga						
11		GAMOVA Ekaterina	5	3	4	3	5	24
12		SHESHENINA Marina	3	1	2	1	3	1
13		KORUKOVETS Alexandra						
14		PLOTNIKOVA Elena	6	4	5	4	6	9
16		NIKOLAEVA Olga	9	5	6	5	1	8
Head Coach:		KARPOL Nikolay (RUS)						
Assistant Coach:		OGUIENKO Valentina (RUS)						

CUB - Cuba								
No	C/L	Name	1	2	3	4	5	Pts
1	C	RUIZ LUACES Yumilka	4	4	4	4	4	16
3		CARRILLO de la PAZ Nancy	5	5	5	5	5	25
5	L	MARTINEZ ADLUN Maybelis	L	L	L	L	L	
6		RAMIREZ ECHEVARRIA Daimi	6	6	6	6	6	8
8		ORTIZ CHARRO Yaima	1	1	1	1	1	13
10		FERNANDEZ VALLE Ana Ivis						
11		MESA LUACES Liana	3	3	3	3	3	4
12		CALDERON DIAZ Rosir	11	6	11			
13		MUNOZ CARRAZANA Aniara				6	11	2
16		TELLEZ PALACIO Dulce M.	6		6			
17		SANCHEZ SALFRAN Marta						
18		BARROS FERNANDEZ Zoila	2	2	2	2	2	25
Head Coach:		CALDERON BIET Luis Felipe (CUB)						
Assistant Coach:		GEORGE LAFFITA Eugenio (CUB)						

## TEAM AND PLAYER PERFORMANCES

Won	Total Atts	No	Name
<b>57</b>	<b>143</b>	<b>Total Team</b>	
29	60	5	SHASHKOVA Liubov
16	51	11	GAMOVA Ekaterina
6	12	2	TEBENIKHINA Irina
<b>12</b>	<b>77</b>	<b>Total Team</b>	
5	22	11	GAMOVA Ekaterina
5	22	16	NIKOLAEVA Olga
2	11	14	PLOTNIKOVA Elena
<b>9</b>	<b>108</b>	<b>Total Team</b>	
3	22	11	GAMOVA Ekaterina
2	17	14	PLOTNIKOVA Elena
2	13	16	NIKOLAEVA Olga
<b>30</b>		<b>Total Team</b>	
<b>108</b>	<b>328</b>	<b>Total Team</b>	
30	84	5	SHASHKOVA Liubov

Scoring Skills
<b>Spike</b>
<b>Block</b>
<b>Serve</b>
<b>Opp Error</b>
<b>Total</b>
<b>Best Scorer</b>

Won	Total Atts	No	Name
<b>69</b>	<b>145</b>	<b>Total Team</b>	
20	29	3	CARRILLO de la PAZ Nancy
13	25	18	BARROS FERNANDEZ Zoila
13	23	8	ORTIZ CHARRO Yaima
<b>16</b>	<b>70</b>	<b>Total Team</b>	
7	20	18	BARROS FERNANDEZ Zoila
3	15	3	CARRILLO de la PAZ Nancy
3	7	1	RUIZ LUACES Yumilka
<b>8</b>	<b>110</b>	<b>Total Team</b>	
5	22	18	BARROS FERNANDEZ Zoila
2	18	3	CARRILLO de la PAZ Nancy
1	21	1	RUIZ LUACES Yumilka
<b>17</b>		<b>Total Team</b>	
<b>110</b>	<b>325</b>	<b>Total Team</b>	
25	67	18	BARROS FERNANDEZ Zoila

### Legend:

C - Team Captain n - Starting Line-Up where n=starting position on Court (i.e. positions 1 to 6)  
 nn - Substitute where nn=jersey number of out going player L - Libero Player L - Substitute Libero Pts - Points scored  
 Atts - Attempts Opp - Opponent



**P2**

**Match Results**

Αποτελέσματα Αγώνα / Résultats du match

Match No: 13 Start Time: 09:00 End Time: 11:24 Match Duration: 2h24m Spectators: 750

**DOM vs USA**  
**3 2**

Team	Sets	1	2	3	4	5	Total
<b>DOM</b>	<b>3</b>	26	22	27	23	19	117
<b>USA</b>	<b>2</b>	24	25	25	25	17	116
<b>Playing Time</b>		28m	26m	30m	28m	20m	2h12m

First Referee: DIETRICH Ryszard (POL)

Second Referee: LEKKAS Fotios (GRE)

DOM - Dominican Republic							
No	C/L Name	1	2	3	4	5	Pts
1	VARGAS VALDEZ Annerys	3	3	3	3	3	11
3	BAUTISTA Yudelkys	6	6	6	6	6	20
5	L CARRERA PICHARDO Evelyn	L	L	L	L	L	
6	CASO SIERRA Alexandra	16	1	16	16	16	
7	MERCEDES HEREDIA Sofia E.						
8	SAVINON PEREZ Juana						
10	CABRAL DELA CRUZ Milagros	5	5	5	5	5	21
11	GONZALEZ SANCHEZ Juana M.	1	1	1	1	1	5
12	C JACKSON CABRERA Francia						
14	RIVERA BRENS Prisilla	4	4	4			5
15	RODRIGUEZ ANDINO Cosiris	14	14	4	4		5
16	MORETA PEREZ Kenia	2	2	2	2	2	19
<b>Head Coach:</b>		GARBEY CASTILLO Jorge Ignacio (DOM)					
<b>Assistant Coach:</b>		ROMERO MEDINA Hector (DOM)					

USA - United States							
No	C/L Name	1	2	3	4	5	Pts
1	PHIPPS Prikeba	6	5	6			10
2	SCOTT Danielle	4	3	4	5	5	9
3	HANEEF Tayyiba	2	1	2	3	3	20
4	BERG Lindsey	3	3	3	3	3	
5	L SYKORA Stacy	L	L	L	L	L	
6	BACHMAN Elisabeth						
7	BOWN Heather	1	6	1	2	2	10
9	NNAMANI Ogonna		1		13	1	6
11	AH MOW SANTOS Robyn	5	4	5	6	6	1
12	METCALF Nancy	11	11	11	11	11	4
13	C CROSS BATTLE Tara		1	1	9		3
15	TOM Logan	3	2	3	4	4	19
<b>Head Coach:</b>		YOSHIDA Toshiaki (USA)					
<b>Assistant Coach:</b>		HAMBLY Kevin (USA)					

**TEAM AND PLAYER PERFORMANCES**

Won	Total Atts	No	Name
<b>66</b>	<b>174</b>	<b>Total Team</b>	
18	47	10	CABRAL DELA CRUZ Milagros
16	45	16	MORETA PEREZ Kenia
15	29	3	BAUTISTA Yudelkys
<b>16</b>	<b>94</b>	<b>Total Team</b>	
5	22	3	BAUTISTA Yudelkys
3	17	1	VARGAS VALDEZ Annerys
3	14	10	CABRAL DELA CRUZ Milagros
<b>4</b>	<b>117</b>	<b>Total Team</b>	
2	24	1	VARGAS VALDEZ Annerys
1	19	11	GONZALEZ SANCHEZ Juana M.
1	19	16	MORETA PEREZ Kenia
<b>31</b>		<b>Total Team</b>	
<b>117</b>	<b>385</b>	<b>Total Team</b>	
21	80	10	CABRAL DELA CRUZ Milagros

Scoring Skills
<b>Spike</b>
<b>Block</b>
<b>Serve</b>
<b>Opp Error</b>
<b>Total</b>

Won	Total Atts	No	Name
<b>69</b>	<b>177</b>	<b>Total Team</b>	
18	51	3	HANEEF Tayyiba
16	45	15	TOM Logan
8	17	2	SCOTT Danielle
<b>10</b>	<b>82</b>	<b>Total Team</b>	
3	19	15	TOM Logan
3	8	1	PHIPPS Prikeba
1	16	2	SCOTT Danielle
<b>3</b>	<b>116</b>	<b>Total Team</b>	
2	16	3	HANEEF Tayyiba
1	15	7	BOWN Heather
<b>34</b>		<b>Total Team</b>	
<b>116</b>	<b>375</b>	<b>Total Team</b>	
20	76	3	HANEEF Tayyiba

**Legend:**

**C** - Team Captain **n** - Starting Line-Up where n=starting position on Court (i.e. positions 1 to 6)  
**nn** - Substitute where nn=jersey number of out going player **L** - Libero Player **L** - Substitute Libero **Pts** - Points scored  
**Atts** - Attempts **Opp** - Opponent



**P2**

**Match Results**

Αποτελέσματα Αγώνα / Résultats du match

Match No: 15 Start Time: 14:00 End Time: 16:03 Match Duration: 2h03m Spectators: 4,300

**CUB vs CHN**

**3 2**

Team	Sets	1	2	3	4	5	Total
CUB	3	25	22	15	25	15	102
CHN	2	19	25	25	21	13	103
Playing Time		23m	24m	22m	26m	16m	1h51m

First Referee: RACHARD Patrick (FRA)

Second Referee: SOKULLU Umit (TUR)

CUB - Cuba								
No	C/L	Name	1	2	3	4	5	Pts
1	C	RUIZ LUACES Yumilka	4	4	4	4	4	22
3		CARRILLO de la PAZ Nancy	5	5	5	5	5	12
5	L	MARTINEZ ADLUN Maybelis	L	L	L	L	L	
6		RAMIREZ ECHEVARRIA Daimi	6	6	6	6	6	4
8		ORTIZ CHARRO Yaima	1	1	1	1	1	13
10		FERNANDEZ VALLE Ana Ivis		6				
11		MESA LUACES Liana	3	3	3	3	3	7
12		CALDERON DIAZ Rosir		8	8		11	3
13		MUNOZ CARRAZANA Aniara			11			
16		TELLEZ PALACIO Dulce M.						
17		SANCHEZ SALFRAN Marta						
18		BARROS FERNANDEZ Zoila	2	2	2	2	2	24
<b>Head Coach:</b>		CALDERON BIET Luis Felipe (CUB)						
<b>Assistant Coach:</b>		GEORGE LAFFITA Eugenio (CUB)						

CHN - China								
No	C/L	Name	1	2	3	4	5	Pts
2	C	FENG Kun	1	6		12	12	2
3		YANG Hao	5	4	6	5	6	22
4		LIU Yanan	3	2	4	3	4	11
6		LI Shan		15	15		7	1
7		ZHOU Suhong	4	3	5	4	5	11
9		ZHANG Yuehong				15		
10		CHEN Jing		15			15	
12		SONG Nina		2	2	1	2	3
15		WANG Lina	2	1	3	2	3	20
16	L	ZHANG Na	L	L	L	L	L	
18		ZHANG Ping	6	5	1	6	1	12
<b>Head Coach:</b>		CHEN Zhonghe (CHN)						
<b>Assistant Coach:</b>		LAI Yawen (CHN)						

**TEAM AND PLAYER PERFORMANCES**

Won	Total Atts	No	Name	Scoring Skills	Won	Total Atts	No	Name
<b>65</b>	<b>136</b>	<b>Total Team</b>			<b>67</b>	<b>137</b>	<b>Total Team</b>	
19	28	1	RUIZ LUACES Yumilka	<b>Spike</b>	20	36	3	YANG Hao
14	31	18	BARROS FERNANDEZ Zoila		17	36	15	WANG Lina
13	27	8	ORTIZ CHARRO Yaima		10	18	18	ZHANG Ping
<b>10</b>	<b>63</b>	<b>Total Team</b>		<b>Block</b>	<b>7</b>	<b>70</b>	<b>Total Team</b>	
3	22	18	BARROS FERNANDEZ Zoila		4	20	4	LIU Yanan
3	11	11	MESA LUACES Liana		1	8	7	ZHOU Suhong
3	4	1	RUIZ LUACES Yumilka	1	4	3	YANG Hao	
<b>10</b>	<b>102</b>	<b>Total Team</b>		<b>Serve</b>	<b>8</b>	<b>103</b>	<b>Total Team</b>	
7	32	18	BARROS FERNANDEZ Zoila		3	18	15	WANG Lina
2	15	11	MESA LUACES Liana		2	18	7	ZHOU Suhong
1	12	3	CARRILLO de la PAZ Nancy	2	16	18	ZHANG Ping	
<b>17</b>		<b>Total Team</b>		<b>Opp Error</b>	<b>21</b>		<b>Total Team</b>	
<b>102</b>	<b>301</b>	<b>Total Team</b>		<b>Total</b>	<b>103</b>	<b>310</b>	<b>Total Team</b>	
24	85	18	BARROS FERNANDEZ Zoila	<b>Best Scorer</b>	22	59	3	YANG Hao

**Legend:**

C - Team Captain n - Starting Line-Up where n=starting position on Court (i.e. positions 1 to 6)  
 nn - Substitute where nn=jersey number of out going player L - Libero Player L - Substitute Libero Pts - Points scored  
 Atts - Attempts Opp - Opponent





P2

**Match Results**

Αποτελέσματα Αγώνα / Résultats du match

Match No: 17 Start Time: 19:30 End Time: 20:54 Match Duration: 1h24m Spectators: 5,300

**GER vs RUS**

**0 3**

Team	Sets	1	2	3	Total
GER	0	29	11	18	58
RUS	3	31	25	25	81
Playing Time		31m	21m	26m	1h18m

First Referee: HOBOR Bela (HUN)

Second Referee: KARAMPETSOS Georgios (GRE)

GER - Germany						
No	C/L Name	1	2	3	4	5 Pts
3	HART Tanja	1	1	1		3
4	L TZSCHERLICH Kerstin	L	L	L		
6	SCHLECHT Julia		3	16		
8	DUMLER Cornelia		12			
9	BENECKE Christina	3	12	12		4
11	FURST Christiane	3	3	3		5
12	KULAKOVA Olessya	6	6	6		6
13	BOUAGAA Atika	5	5	5		8
14	RADZUWEIT Kathy		11			
15	C GRUN Angelina	4	4	2		13
16	SYLVESTER Judith		17	4		3
17	THUMM Birgit	2	2	3		4
Head Coach:		LEE Hee Wan (GER)				
Assistant Coach:		von SOOSTEN Helmut (GER)				

RUS - Russia						
No	C/L Name	1	2	3	4	5 Pts
2	TEBENIKHINA Irina	4	3	4		7
4	L TYURINA Elena	L	L	L		
5	SHASHKOVA Liubov	2	1	2		19
7	SAFRONOVA Natalia					
8	C ARTAMONOVA Evgenya			11		
9	TISHCHENKO Elizaveta	16	6	1		7
10	CHUKANOVA Olga					
11	GAMOVA Ekaterina	5	4	5		23
12	SHESHENINA Marina	3	2	3		3
13	KORUKOVETS Alexandra					
14	PLOTNIKOVA Elena	6	5	6		6
16	NIKOLAEVA Olga	1				
Head Coach:		KARPOL Nikolay (RUS)				
Assistant Coach:		OGUIENKO Valentina (RUS)				

**TEAM AND PLAYER PERFORMANCES**

Won	Total Atts	No	Name
<b>37</b>	<b>110</b>	<b>Total Team</b>	
12	35	15	GRUN Angelina
7	21	13	BOUAGAA Atika
4	11	17	THUMM Birgit
<b>7</b>	<b>44</b>	<b>Total Team</b>	
2	9	11	FURST Christiane
2	6	12	KULAKOVA Olessya
1	9	15	GRUN Angelina
<b>2</b>	<b>60</b>	<b>Total Team</b>	
1	12	13	BOUAGAA Atika
1	4	12	KULAKOVA Olessya
<b>12</b>		<b>Total Team</b>	
<b>58</b>	<b>214</b>	<b>Total Team</b>	
13	54	15	GRUN Angelina

Scoring Skills
<b>Spike</b>
<b>Block</b>
<b>Serve</b>
<b>Opp Error</b>
<b>Total</b>

Won	Total Atts	No	Name
<b>55</b>	<b>106</b>	<b>Total Team</b>	
20	39	11	GAMOVA Ekaterina
18	40	5	SHASHKOVA Liubov
7	9	2	TEBENIKHINA Irina
<b>7</b>	<b>51</b>	<b>Total Team</b>	
3	11	11	GAMOVA Ekaterina
2	10	9	TISHCHENKO Elizaveta
2	6	12	SHESHENINA Marina
<b>3</b>	<b>79</b>	<b>Total Team</b>	
1	17	5	SHASHKOVA Liubov
1	15	12	SHESHENINA Marina
1	13	14	PLOTNIKOVA Elena
<b>16</b>		<b>Total Team</b>	
<b>81</b>	<b>236</b>	<b>Total Team</b>	
23	61	11	GAMOVA Ekaterina

**Legend:**

C - Team Captain n - Starting Line-Up where n=starting position on Court (i.e. positions 1 to 6)  
 nn - Substitute where nn=jersey number of out going player L - Libero Player L - Substitute Libero Pts - Points scored  
 Atts - Attempts Opp - Opponent



**P2**

**Match Results**

Αποτελέσματα Αγώνα / Résultats du match

Match No: 19 Start Time: 09:00 End Time: 10:14 Match Duration: 1h14m Spectators: 1,630

**CHN vs GER**

**3 0**

Team	Sets	1	2	3	Total
CHN	3	25	25	25	75
GER	0	18	15	16	49
Playing Time		23m	23m	22m	1h08m

First Referee: DELLAQUA Valdir (BRA)

Second Referee: ABDEL MAGID Mahmoud (EGY)

CHN - China									
No	C/L	Name	1	2	3	4	5	Pts	
2	C	FENG Kun	1	6	1			7	
3		YANG Hao	5	4	5			14	
4		LIU Yanan	3	2	3			6	
6		LI Shan		15					
7		ZHOU Suhong	4	3	4			12	
9		ZHANG Yuehong							
10		CHEN Jing							
12		SONG Nina							
15		WANG Lina	2	1	2			6	
16	L	ZHANG Na	L	L	L				
18		ZHANG Ping	6	5	6			14	
Head Coach:		CHEN Zhonghe (CHN)							
Assistant Coach:		LAI Yawen (CHN)							

GER - Germany									
No	C/L	Name	1	2	3	4	5	Pts	
3		HART Tanja	1	1	16			1	
4	L	TZSCHERLICH Kerstin	L	L	L				
6		SCHLECHT Julia		3	1				
8		DUMLER Cornelia							
9		BENECKE Christina	12	12	3			5	
11		FURST Christiane	3	3	6			7	
12		KULAKOVA Olessya	6	6	6			3	
13		BOUAGAA Atika	5	17					
14		RADZUWEIT Kathy							
15	C	GRUN Angelina	4	2	5			13	
16		SYLVESTER Judith	13	4	4			6	
17		THUMM Birgit	2	5	2			4	
Head Coach:		LEE Hee Wan (GER)							
Assistant Coach:		von SOOSTEN Helmut (GER)							

**TEAM AND PLAYER PERFORMANCES**

Won	Total Atts	No	Name
<b>46</b>	<b>102</b>	<b>Total Team</b>	
12	21	7	ZHOU Suhong
10	30	3	YANG Hao
10	22	18	ZHANG Ping
<b>8</b>	<b>46</b>	<b>Total Team</b>	
4	9	2	FENG Kun
2	7	3	YANG Hao
1	10	18	ZHANG Ping
<b>5</b>	<b>73</b>	<b>Total Team</b>	
3	13	18	ZHANG Ping
2	13	3	YANG Hao
<b>16</b>		<b>Total Team</b>	
<b>75</b>	<b>221</b>	<b>Total Team</b>	
14	50	3	YANG Hao

Scoring Skills
<b>Spike</b>
<b>Block</b>
<b>Serve</b>
<b>Opp Error</b>
<b>Total</b>
<b>Best Scorer</b>

Won	Total Atts	No	Name
<b>29</b>	<b>99</b>	<b>Total Team</b>	
11	24	15	GRUN Angelina
4	14	16	SYLVESTER Judith
4	10	11	FURST Christiane
<b>9</b>	<b>45</b>	<b>Total Team</b>	
3	8	11	FURST Christiane
2	6	16	SYLVESTER Judith
1	9	17	THUMM Birgit
<b>1</b>	<b>51</b>	<b>Total Team</b>	
1	13	15	GRUN Angelina
<b>10</b>		<b>Total Team</b>	
<b>49</b>	<b>195</b>	<b>Total Team</b>	
13	45	15	GRUN Angelina

**Legend:**

**C** - Team Captain **n** - Starting Line-Up where n=starting position on Court (i.e. positions 1 to 6)  
**nn** - Substitute where nn=jersey number of out going player **L** - Libero Player **L** - Substitute Libero **Pts** - Points scored  
**Atts** - Attempts **Opp** - Opponent



**P2**

**Match Results**

Αποτελέσματα Αγώνα / Résultats du match

Match No: 20 Start Time: 11:00 End Time: 12:17 Match Duration: 1h17m Spectators: 2,323

**DOM vs CUB**

**0 3**

Team	Sets	1	2	3	Total
DOM	0	23	17	23	63
CUB	3	25	25	25	75
Playing Time		24m	22m	25m	1h11m

First Referee: ZAHORCOVA Karin (CZE)

Second Referee: KARAMETSOS Georgios (GRE)

DOM - Dominican Republic						
No	C/L Name	1	2	3	4	5 Pts
1	VARGAS VALDEZ Annerys	4	4	4		7
3	BAUTISTA Yudelkys	1	1	1		7
5	L CARRERA PICHARDO Evelyn	L	L	L		
6	CASO SIERRA Alexandra	16	16	16		
7	MERCEDES HEREDIA Sofia E.					
8	SAVINON PEREZ Juana					
10	CABRAL DELA CRUZ Milagros	6	6	6		13
11	GONZALEZ SANCHEZ Juana M.	2	2	2		2
12	C JACKSON CABRERA Francia			11		
14	RIVERA BRENS Prisilla			15	11	1
15	RODRIGUEZ ANDINO Cosiris	5	5	5		6
16	MORETA PEREZ Kenia	3	3	3		11
Head Coach:		GARBEY CASTILLO Jorge Ignacio (DOM)				
Assistant Coach:		ROMERO MEDINA Hector (DOM)				

CUB - Cuba						
No	C/L Name	1	2	3	4	5 Pts
1	C RUIZ LUACES Yumilka	4	4	4		13
3	CARRILLO de la PAZ Nancy	5	5	5		7
5	L MARTINEZ ADLUN Maybelis	L	L	L		
6	RAMIREZ ECHEVARRIA Daimi	6	6	6		8
8	ORTIZ CHARRO Yaima	1	1	1		8
10	FERNANDEZ VALLE Ana Ivis					
11	MESA LUACES Liana	3	3	3		5
12	CALDERON DIAZ Rosir	11		11		
13	MUNOZ CARRAZANA Aniara					
16	TELLEZ PALACIO Dulce M.					
17	SANCHEZ SALFRAN Marta					
18	BARROS FERNANDEZ Zoila	2	2	2		12
Head Coach:		CALDERON BIET Luis Felipe (CUB)				
Assistant Coach:		GEORGE LAFFITA Eugenio (CUB)				

**TEAM AND PLAYER PERFORMANCES**

Won	Total Atts	No	Name	Scoring Skills	Won	Total Atts	No	Name
<b>39</b>	<b>87</b>	<b>Total Team</b>			<b>38</b>	<b>85</b>	<b>Total Team</b>	
13	25	10	CABRAL DELA CRUZ Milagros	<b>Spike</b>	10	18	18	BARROS FERNANDEZ Zoila
10	24	16	MORETA PEREZ Kenia		9	25	1	RUIZ LUACES Yumilka
6	11	3	BAUTISTA Yudelkys		7	13	8	ORTIZ CHARRO Yaima
<b>6</b>	<b>40</b>	<b>Total Team</b>		<b>Block</b>	<b>13</b>	<b>45</b>	<b>Total Team</b>	
2	11	1	VARGAS VALDEZ Annerys		4	13	3	CARRILLO de la PAZ Nancy
1	12	3	BAUTISTA Yudelkys		4	4	1	RUIZ LUACES Yumilka
1	7	11	GONZALEZ SANCHEZ Juana M.	2	8	18	BARROS FERNANDEZ Zoila	
<b>2</b>	<b>65</b>	<b>Total Team</b>		<b>Serve</b>	<b>2</b>	<b>73</b>	<b>Total Team</b>	
1	15	1	VARGAS VALDEZ Annerys		2	11	6	RAMIREZ ECHEVARRIA Daimi
1	13	16	MORETA PEREZ Kenia					
<b>16</b>		<b>Total Team</b>		<b>Opp Error</b>	<b>22</b>		<b>Total Team</b>	
<b>63</b>	<b>192</b>	<b>Total Team</b>			<b>75</b>	<b>203</b>	<b>Total Team</b>	
		<b>Total Team</b>		<b>Total</b>			<b>Total Team</b>	
13	34	10	CABRAL DELA CRUZ Milagros		<b>Best Scorer</b>	13	41	1

**Legend:**

**C** - Team Captain **n** - Starting Line-Up where n=starting position on Court (i.e. positions 1 to 6)  
**nn** - Substitute where nn=jersey number of out going player **L** - Libero Player **L** - Substitute Libero **Pts** - Points scored  
**Atts** - Attempts **Opp** - Opponent



P2

**Match Results**

Αποτελέσματα Αγώνα / Résultats du match

Match No: 24 Start Time: 21:30 End Time: 23:37 Match Duration: 2h07m Spectators: 4,473

**USA vs RUS**  
**2 3**

Team	Sets	1	2	3	4	5	Total
USA	2	25	17	25	18	11	96
RUS	3	20	25	20	25	15	105
Playing Time		26m	24m	25m	25m	15m	1h55m

First Referee: KIM Kun Tae (KOR)

Second Referee: ITO Hiroyuki (JPN)

USA - United States							
No	C/L Name	1	2	3	4	5	Pts
1	PHIPPS Prikeba	1	1	1	6	1	15
2	SCOTT Danielle	5	5	5	4	5	8
3	HANEEF Tayyiba	3	3	3	2	3	25
4	BERG Lindsey	3	3		3	3	
5	L SYKORA Stacy	L	L	L	L	L	
6	BACHMAN Elisabeth		7				1
7	BOWN Heather	2	2	2	1	2	2
9	NNAMANI Ogonna	11	11		11		3
11	AH MOW SANTOS Robyn	6	6	6	5	6	1
12	METCALF Nancy					11	
13	C CROSS BATTLE Tara				1		
15	TOM Logan	4	4	4	3	4	24
<b>Head Coach:</b>		YOSHIDA Toshiaki (USA)					
<b>Assistant Coach:</b>		HAMBLY Kevin (USA)					

RUS - Russia							
No	C/L Name	1	2	3	4	5	Pts
2	TEBENIKHINA Irina	3	3	3	3	2	9
4	L TYURINA Elena	L	L	L	L	L	
5	SHASHKOVA Lioubov	1	1	1	1	6	23
7	SAFRONOVA Natalia						
8	C ARTAMONOVA Evgenya				5		
9	TISHCHENKO Elizaveta	6	6	6	6	5	6
10	CHUKANOVA Olga						
11	GAMOVA Ekaterina	4	4	4	4	3	28
12	SHESHENINA Marina	2	2	2	2	1	1
13	KORUKOVETS Alexandra						
14	PLOTNIKOVA Elena	5	5	5	5	4	10
16	NIKOLAEVA Olga						
<b>Head Coach:</b>		KARPOL Nikolay (RUS)					
<b>Assistant Coach:</b>		OGUIENKO Valentina (RUS)					

**TEAM AND PLAYER PERFORMANCES**

Won	Total Atts	No	Name
<b>62</b>	<b>155</b>	<b>Total Team</b>	
21	58	3	HANEEF Tayyiba
19	40	15	TOM Logan
11	24	1	PHIPPS Prikeba
<b>14</b>	<b>74</b>	<b>Total Team</b>	
5	19	15	TOM Logan
3	19	1	PHIPPS Prikeba
2	13	2	SCOTT Danielle
<b>3</b>	<b>96</b>	<b>Total Team</b>	
2	14	3	HANEEF Tayyiba
1	20	1	PHIPPS Prikeba
<b>17</b>		<b>Total Team</b>	
<b>96</b>	<b>325</b>	<b>Total Team</b>	
25	80	3	HANEEF Tayyiba

Scoring Skills
<b>Spike</b>
<b>Block</b>
<b>Serve</b>
<b>Opp Error</b>
<b>Total</b>
<b>Best Scorer</b>

Won	Total Atts	No	Name
<b>60</b>	<b>152</b>	<b>Total Team</b>	
22	45	11	GAMOVA Ekaterina
20	61	5	SHASHKOVA Lioubov
7	13	2	TEBENIKHINA Irina
<b>14</b>	<b>76</b>	<b>Total Team</b>	
4	14	11	GAMOVA Ekaterina
4	13	14	PLOTNIKOVA Elena
3	12	5	SHASHKOVA Lioubov
<b>3</b>	<b>105</b>	<b>Total Team</b>	
2	17	11	GAMOVA Ekaterina
1	18	2	TEBENIKHINA Irina
<b>28</b>		<b>Total Team</b>	
<b>105</b>	<b>333</b>	<b>Total Team</b>	
28	76	11	GAMOVA Ekaterina

**Legend:**

C - Team Captain n - Starting Line-Up where n=starting position on Court (i.e. positions 1 to 6)  
 nn - Substitute where nn=jersey number of out going player L - Libero Player L - Substitute Libero Pts - Points scored  
 Atts - Attempts Opp - Opponent



P2

## Match Results

Αποτελέσματα Αγώνα / Résultats du match

Match No: 25 Start Time: 09:00 End Time: 10:17 Match Duration: 1h17m Spectators: 2,300

**GER vs DOM**  
**3 0**

Team	Sets	1	2	3	Total
GER	3	25	25	25	75
DOM	0	16	19	21	56
Playing Time		21m	25m	25m	1h11m

First Referee: DELLAQUA Valdir (BRA)

Second Referee: ABDEL MAGID Mahmoud (EGY)

GER - Germany						
No	C/L Name	1	2	3	4	5 Pts
3	HART Tanja	2	1	2		2
4	L TZSCHERLICH Kerstin	L	L	L		
6	SCHLECHT Julia	16	16			
8	DUMLER Cornelia	12				
9	BENECKE Christina	3				
11	FURST Christiane	4	3	4		6
12	KULAKOVA Olessya	1	6	1		8
13	BOUAGAA Atika			16		5
14	RADZUWEIT Kathy		3	3		
15	C GRUN Angelina	3	2	3		16
16	SYLVESTER Judith	5	4	5		6
17	THUMM Birgit	6	5	6		8
Head Coach:		LEE Hee Wan (GER)				
Assistant Coach:		von SOOSTEN Helmut (GER)				

DOM - Dominican Republic						
No	C/L Name	1	2	3	4	5 Pts
1	VARGAS VALDEZ Annerys	4	4	3		9
3	BAUTISTA Yudelkys	1	1	6		6
5	L CARRERA PICHARDO Evelyn	L	L	L		
6	CASO SIERRA Alexandra	16	16	3		
7	MERCEDES HEREDIA Sofia E.	10	10			
8	SAVINON PEREZ Juana			16		
10	CABRAL DELA CRUZ Milagros	6	6	5		8
11	GONZALEZ SANCHEZ Juana M.	2	2			1
12	C JACKSON CABRERA Francia	11	11	1		
14	RIVERA BRENS Prisilla			1		
15	RODRIGUEZ ANDINO Cosiris	5	5	4		8
16	MORETA PEREZ Kenia	3	3	2		9
Head Coach:		GARBEY CASTILLO Jorge Ignacio (DOM)				
Assistant Coach:		ROMERO MEDINA Hector (DOM)				

## TEAM AND PLAYER PERFORMANCES

Won	Total Atts	No	Name
<b>37</b>	<b>102</b>	<b>Total Team</b>	
12	32	15	GRUN Angelina
6	20	17	THUMM Birgit
5	16	16	SYLVESTER Judith
<b>10</b>	<b>48</b>	<b>Total Team</b>	
4	8	15	GRUN Angelina
2	14	12	KULAKOVA Olessya
2	7	11	FURST Christiane
<b>4</b>	<b>73</b>	<b>Total Team</b>	
2	15	17	THUMM Birgit
2	13	12	KULAKOVA Olessya
<b>24</b>		<b>Total Team</b>	
<b>75</b>	<b>223</b>	<b>Total Team</b>	
16	49	15	GRUN Angelina

Scoring Skills
<b>Spike</b>
<b>Block</b>
<b>Serve</b>
<b>Opp Error</b>
<b>Total</b>

Won	Total Atts	No	Name
<b>33</b>	<b>104</b>	<b>Total Team</b>	
8	26	16	MORETA PEREZ Kenia
8	21	10	CABRAL DELA CRUZ Milagros
6	21	15	RODRIGUEZ ANDINO Cosiris
<b>8</b>	<b>53</b>	<b>Total Team</b>	
4	21	1	VARGAS VALDEZ Annerys
2	5	15	RODRIGUEZ ANDINO Cosiris
1	8	3	BAUTISTA Yudelkys
<b>0</b>	<b>58</b>	<b>Total Team</b>	
<b>15</b>		<b>Total Team</b>	
<b>56</b>	<b>215</b>	<b>Total Team</b>	
9	47	1	VARGAS VALDEZ Annerys

### Legend:

**C** - Team Captain **n** - Starting Line-Up where n=starting position on Court (i.e. positions 1 to 6)  
**nn** - Substitute where nn=jersey number of out going player **L** - Libero Player **L** - Substitute Libero **Pts** - Points scored  
**Atts** - Attempts **Opp** - Opponent



P2

**Match Results**

Αποτελέσματα Αγώνα / Résultats du match

Match No: 27 Start Time: 14:00 End Time: 15:20 Match Duration: 1h20m Spectators: 6,320

**RUS vs CHN**

**0 3**

Team	Sets	1	2	3	Total
RUS	0	15	16	26	57
CHN	3	25	25	28	78
Playing Time		22m	22m	30m	1h14m

First Referee: PEREYRA Juan Angel (ARG)

Second Referee: SALVATORE Patricia A (USA)

RUS - Russia									
No	C/L	Name	1	2	3	4	5	Pts	
2		TEBENIKHINA Irina	4	2	3			4	
4	L	TYURINA Elena	L	L	L				
5		SHASHKOVA Liubov	2	6	1			11	
7		SAFRONOVA Natalia							
8	C	ARTAMONOVA Evgenya		5	5				
9		TISHCHENKO Elizaveta	1	5	6			5	
10		CHUKANOVA Olga							
11		GAMOVA Ekaterina	5	3	4			18	
12		SHESHENINA Marina	3	1	2			1	
13		KORUKOVETS Alexandra							
14		PLOTNIKOVA Elena	6	4	5			7	
16		NIKOLAEVA Olga							
Head Coach:		KARPOL Nikolay (RUS)							
Assistant Coach:		OGUIENKO Valentina (RUS)							

CHN - China									
No	C/L	Name	1	2	3	4	5	Pts	
2	C	FENG Kun	1	1	1			9	
3		YANG Hao	5	5	5			16	
4		LIU Yanan	3	3	3			13	
6		LI Shan	15	15	15				
7		ZHOU Suhong	4	4	4			9	
9		ZHANG Yuehong							
10		CHEN Jing							
12		SONG Nina							
15		WANG Lina	2	2	2			9	
16	L	ZHANG Na	L	L	L				
18		ZHANG Ping	6	6	6			11	
Head Coach:		CHEN Zhonghe (CHN)							
Assistant Coach:		LAI Yawen (CHN)							

**TEAM AND PLAYER PERFORMANCES**

Won	Total Atts	No	Name	Scoring Skills	Won	Total Atts	No	Name
<b>38</b>	<b>95</b>	<b>Total Team</b>			<b>53</b>	<b>99</b>	<b>Total Team</b>	
15	31	11	GAMOVA Ekaterina	Spike	12	16	4	LIU Yanan
10	34	5	SHASHKOVA Liubov		11	25	3	YANG Hao
5	7	14	PLOTNIKOVA Elena		9	14	18	ZHANG Ping
<b>6</b>	<b>47</b>	<b>Total Team</b>		Block	<b>7</b>	<b>47</b>	<b>Total Team</b>	
2	14	11	GAMOVA Ekaterina		2	7	3	YANG Hao
2	9	14	PLOTNIKOVA Elena		2	5	2	FENG Kun
1	5	9	TISHCHENKO Elizaveta	1	13	15	WANG Lina	
<b>2</b>	<b>58</b>	<b>Total Team</b>		Serve	<b>7</b>	<b>77</b>	<b>Total Team</b>	
1	12	11	GAMOVA Ekaterina		3	17	3	YANG Hao
1	8	5	SHASHKOVA Liubov		2	15	15	WANG Lina
					1	14	18	ZHANG Ping
<b>11</b>		<b>Total Team</b>		Opp Error	<b>11</b>		<b>Total Team</b>	
<b>57</b>	<b>200</b>	<b>Total Team</b>		Total	<b>78</b>	<b>223</b>	<b>Total Team</b>	
18	57	11	GAMOVA Ekaterina	Best Scorer	16	49	3	YANG Hao

**Legend:**

C - Team Captain n - Starting Line-Up where n=starting position on Court (i.e. positions 1 to 6)  
 nn - Substitute where nn=jersey number of out going player L - Libero Player L - Substitute Libero Pts - Points scored  
 Atts - Attempts Opp - Opponent



**P2**

**Match Results**

Αποτελέσματα Αγώνα / Résultats du match

Match No: 30 Start Time: 21:30 End Time: 22:43 Match Duration: 1h13m Spectators: 7,540

**CUB vs USA**  
**0 3**

Team	Sets	1	2	3	Total
CUB	0	22	12	19	53
USA	3	25	25	25	75
Playing Time		23m	20m	24m	1h07m

First Referee: GASPARI Luciano (ITA)

Second Referee: DIETRICH Ryszard (POL)

CUB - Cuba								
No	C/L	Name	1	2	3	4	5	Pts
1	C	RUIZ LUACES Yumilka	4	3	4			9
3		CARRILLO de la PAZ Nancy	5	4	5			5
5	L	MARTINEZ ADLUN Maybelis	L	L	L			
6		RAMIREZ ECHEVARRIA Daimi	6	5	6			4
8		ORTIZ CHARRO Yaima	1	6				2
10		FERNANDEZ VALLE Ana Ivis				3		2
11		MESA LUACES Liana	3	2	3			9
12		CALDERON DIAZ Rosir		6				
13		MUNOZ CARRAZANA Aniara		11	11			1
16		TELLEZ PALACIO Dulce M.						
17		SANCHEZ SALFRAN Marta		8	1			5
18		BARROS FERNANDEZ Zoila	2	1	2			9
Head Coach:		CALDERON BIET Luis Felipe (CUB)						
Assistant Coach:		GEORGE LAFFITA Eugenio (CUB)						

USA - United States								
No	C/L	Name	1	2	3	4	5	Pts
1		PHIPPS Prikeba	1	2	1			8
2		SCOTT Danielle	5	6	5			8
3		HANEEF Tayyiba	3	4	3			9
4		BERG Lindsey		3	3			1
5	L	SYKORA Stacy	L	L	L			
6		BACHMAN Elisabeth						
7		BOWN Heather	2	3	2			9
9		NNAMANI Ogonna						
11		AH MOW SANTOS Robyn	6	1	6			
12		METCALF Nancy		11	11			2
13	C	CROSS BATTLE Tara						
15		TOM Logan	4	5	4			19
Head Coach:		YOSHIDA Toshiaki (USA)						
Assistant Coach:		HAMBLY Kevin (USA)						

**TEAM AND PLAYER PERFORMANCES**

Won	Total Atts	No	Name
<b>36</b>	<b>81</b>	<b>Total Team</b>	
8	21	1	RUIZ LUACES Yumilka
8	13	11	MESA LUACES Liana
5	13	17	SANCHEZ SALFRAN Marta
<b>3</b>	<b>33</b>	<b>Total Team</b>	
1	6	11	MESA LUACES Liana
1	2	10	FERNANDEZ VALLE Ana Ivis
1	2	13	MUNOZ CARRAZANA Aniara
<b>7</b>	<b>54</b>	<b>Total Team</b>	
4	13	18	BARROS FERNANDEZ Zoila
2	8	3	CARRILLO de la PAZ Nancy
1	8	1	RUIZ LUACES Yumilka
<b>7</b>		<b>Total Team</b>	
<b>53</b>	<b>168</b>	<b>Total Team</b>	
9	33	18	BARROS FERNANDEZ Zoila

Scoring Skills
<b>Spike</b>
<b>Block</b>
<b>Serve</b>
<b>Opp Error</b>
<b>Total</b>

Won	Total Atts	No	Name
<b>45</b>	<b>82</b>	<b>Total Team</b>	
15	26	15	TOM Logan
8	27	3	HANEEF Tayyiba
8	10	7	BOWN Heather
<b>6</b>	<b>41</b>	<b>Total Team</b>	
3	11	2	SCOTT Danielle
1	11	7	BOWN Heather
1	6	3	HANEEF Tayyiba
<b>5</b>	<b>74</b>	<b>Total Team</b>	
3	17	15	TOM Logan
1	16	1	PHIPPS Prikeba
1	3	4	BERG Lindsey
<b>19</b>		<b>Total Team</b>	
<b>75</b>	<b>197</b>	<b>Total Team</b>	
19	47	15	TOM Logan

**Best Scorer**

**Legend:**

**C** - Team Captain **n** - Starting Line-Up where n=starting position on Court (i.e. positions 1 to 6)  
**nn** - Substitute where nn=jersey number of out going player **L** - Libero Player **L** - Substitute Libero **Pts** - Points scored  
**Atts** - Attempts **Opp** - Opponent



P5

**Players Ranking by Skills**

Κατάταξη Παικτών ανά Επιδειξιότητες / Classement des joueurs par aptitudes

As of SAT 28 AUG 2004

**BEST SCORERS**

Rk	No	Name	NOC	Spike	Block	Serve	Total
1	11	GAMOVA Ekaterina	RUS	160	31	13	204
2	5	SHASHKOVA Liubov	RUS	148	9	5	162
3	18	BARROS FERNANDEZ Zoila	CUB	100	21	18	139
4	3	YANG Hao	CHN	115	11	10	136
5	1	RUIZ LUACES Yumilka	CUB	100	15	4	119
6	5	STEINBRECHER Marianne	BRA	100	10	4	114
6	18	ZHANG Ping	CHN	91	13	10	114
8	3	CARRILLO de la PAZ Nancy	CUB	78	21	9	108
9	15	TOM Logan	USA	79	15	7	101
10	3	COIMBRA Erika	BRA	87	7	3	97
11	3	HANEEF Tayyiba	USA	84	6	6	96
12	10	DIAS Virna	BRA	75	13	2	90
13	15	WANG Lina	CHN	66	7	15	88
14	7	ZHOU Suhong	CHN	77	5	4	86
15	4	LIU Yanan	CHN	65	13	4	82
16	8	MENEZES Valeska	BRA	61	14	2	77
17	4	KU Min Jung	KOR	67	6	1	74
18	14	PLOTNIKOVA Elena	RUS	46	16	3	65
19	2	RINIERI DENNIS Simona	ITA	55	5	4	64
20	1	OLIVEIRA Walewska	BRA	46	15	2	63
21	8	ORTIZ CHARRO Yaima	CUB	56	4	1	61
21	9	CHANG So Yun	KOR	42	18	1	61
21	2	TEBENIKHINA Irina	RUS	51	8	2	61
24	1	PHIPPS Prikeba	USA	45	12	2	59
25	6	RAMIREZ ECHEVARRIA Daimi	CUB	49	7	2	58
26	13	JUNG Dae Young	KOR	46	8	2	56
27	11	MESA LUACES Liana	CUB	32	16	7	55
27	2	SCOTT Danielle	USA	39	15	1	55
29	3	TOGUT Elisa	ITA	49	4	1	54
29	1	YOSHIHARA Tomoko	JPN	45	7	2	54
29	6	CHOI Kwang Hee	KOR	51	2	1	54
32	2	FENG Kun	CHN	23	24	1	48
32	7	BOWN Heather	USA	36	8	4	48
34	9	CENTONI Nadia	ITA	37	5	5	47
34	14	OYAMA Kana	JPN	43	3	1	47
34	16	KURIHARA Megumi	JPN	40	2	5	47
37	12	PICCININI Francesca	ITA	37	3	5	45
38	9	TAKAHASHI Miyuki	JPN	42	2		44
39	4	SASAKI Miki	JPN	35	4	4	43
40	9	TISHCHENKO Elizaveta	RUS	30	11		41
41	15	del CORE Antonella	ITA	31	7	1	39
42	17	SANCHEZ SALFRAN Marta	CUB	36	2		38
43	4	LEGGERI Manuela	ITA	19	14	4	37
43	10	PAGGI Paola	ITA	27	10		37
45	11	CHAGAS Ana	BRA	32		4	36
45	8	BARAZZA Jenny	ITA	25	7	4	36
45	13	OTOMO Ai	JPN	30	4	2	36
45	9	NNAMANI Ogonna	USA	34	2		36
49	9	GONZAGA Welissa	BRA	26	3	2	31
49	15	KIM Se Young	KOR	17	10	4	31
<b>Tournament Totals</b>				3742	711	254	4707

**Legend:**

Rk - Rank

**Note:** Only Teams Advancing to the quarterfinals are ranked

50 players are listed, except where ties would extend the list beyond 50 in which case the tied players are not listed.






**P5**

## Players Ranking by Skills


Κατάταξη Παικτών ανά Επιδειξιότητες / Classement des joueurs par aptitudes

As of SAT 28 AUG 2004


### BEST SPIKERS

Scoring	RK	No	Name	NOC	Spikes	Faults	Shots	Total Attempts	Eff %
<b>Spikers</b>	1	18	ZHANG Ping	CHN	91	17	74	182	40.66
	2	18	BARROS FERNANDEZ Zoila	CUB	100	17	91	208	39.90
	3	11	GAMOVA Ekaterina	RUS	160	36	153	349	35.53
	4	3	CARRILLO de la PAZ Nancy	CUB	78	22	59	159	35.22
	5	7	ZHOU Suhong	CHN	77	21	62	160	35.00
	6	3	YANG Hao	CHN	115	28	118	261	33.33
	7	3	COIMBRA Erika	BRA	87	19	108	214	31.78
	8	1	RUIZ LUACES Yumilka	CUB	100	28	99	227	31.72
	9	2	RINIERI DENNIS Simona	ITA	55	16	55	126	30.95
	10	5	STEINBRECHER Marianne	BRA	100	34	81	215	30.70
<b>Limit</b>	Tournament Totals				3742	1187	4268	9197	27.78
15 %									

### BEST BLOCKERS

Scoring	RK	No	Name	NOC	Kill Blocks	Faults	Rebounds	Total Attempts	Avg by Set
<b>Blockers</b>	1	11	GAMOVA Ekaterina	RUS	31	38	52	121	0.97
	2	9	CHANG So Yun	KOR	18	19	58	95	0.95
	3	2	FENG Kun	CHN	24	17	45	86	0.77
	4	4	LEGGERI Manuela	ITA	14	8	33	55	0.64
	5	18	BARROS FERNANDEZ Zoila	CUB	21	36	71	128	0.60
	5	3	CARRILLO de la PAZ Nancy	CUB	21	32	62	115	0.60
	7	2	SCOTT Danielle	USA	15	20	51	86	0.58
	7	15	TOM Logan	USA	15	19	46	80	0.58
	9	15	KIM Se Young	KOR	10	20	48	78	0.53
	10	14	PLOTNIKOVA Elena	RUS	16	24	44	84	0.50
	Tournament Totals				711	1187	2613	4511	5.04

### BEST SERVERS

Scoring	RK	No	Name	NOC	Aces	Faults	Serve Hits	Total Attempts	Avg by Set
<b>Servers</b>	1	18	BARROS FERNANDEZ Zoila	CUB	18	20	120	158	0.51
	2	15	WANG Lina	CHN	15	10	99	124	0.48
	3	11	GAMOVA Ekaterina	RUS	13	6	112	131	0.41
	4	3	YANG Hao	CHN	10	8	122	140	0.32
	4	18	ZHANG Ping	CHN	10	15	88	113	0.32
	6	15	TOM Logan	USA	7	11	79	97	0.27
	7	16	KURIHARA Megumi	JPN	5	4	75	84	0.26
	8	3	CARRILLO de la PAZ Nancy	CUB	9	15	82	106	0.26
	9	3	HANEEF Tayyiba	USA	6	5	54	65	0.23
		Tournament Totals				254	472	5359	6085

#### Legend:

**Rk** - Rank **Eff %** - Efficiency % **Avg** - Average

**Note:** Only Teams Advancing to the quarterfinals are ranked

10 players are listed, except where ties would extend the list beyond 10 in which case the tied players are not listed.




**P5**

## Players Ranking by Skills


Κατάταξη Παικτών ανά Επιδειξιότητες / Classement des joueurs par aptitudes

As of SAT 28 AUG 2004


### BEST DIGGERS

Non-Scoring	RK	No	Name	NOC	Digs	Faults	Receptions	Total Attempts	Avg by Set
<b>Diggers</b>	1	5	SYKORA Stacy	USA	69	45	86	200	2.65
	2	3	NARITA Ikumi	JPN	50	31	62	143	2.63
	3	15	XAVIER Arlene	BRA	70	60	84	214	2.26
	4	17	CARDULLO Paola	ITA	41	37	52	130	1.86
	5	9	TAKAHASHI Miyuki	JPN	34	20	41	95	1.79
	6	8	NAM Jie Youn	KOR	32	38	91	161	1.68
	7	4	TYURINA Elena	RUS	50	70	102	222	1.56
	8	16	ZHANG Na	CHN	46	72	72	190	1.48
	9	1	RUIZ LUACES Yumilka	CUB	49	41	63	153	1.40
	10	7	ZHOU Suhong	CHN	43	35	72	150	1.39
	Tournament Totals				1661	2420	4013	8094	11.78

### BEST SETTERS

Non-Scoring	RK	No	Name	NOC	Running Sets	Faults	Still Sets	Total Attempts	Avg by Set
<b>Setters</b>	1	2	FENG Kun	CHN	295	5	387	687	9.52
	2	5	KIM Sa Nee	KOR	153	3	335	491	8.05
	3	7	TAKESHITA Yoshie	JPN	122	5	443	570	6.42
	4	14	VENTURINI Fernanda	BRA	196	1	473	670	6.32
	5	14	LO BIANCO Eleonora	ITA	130	3	370	503	5.91
	6	11	AH MOW SANTOS Robyn	USA	93	3	549	645	3.58
	7	12	SHESHENINA Marina	RUS	98	5	714	817	3.06
	8	11	MESA LUACES Liana	CUB	83	2	306	391	2.37
	9	6	RAMIREZ ECHEVARRIA Daimi	CUB	71	10	366	447	2.03
	10	7	SOUZA Helia	BRA	39	-	94	133	1.26
	Tournament Totals				1647	95	6952	8694	11.68

### BEST RECEIVERS

Non-Scoring	RK	No	Name	NOC	Excellents	Faults	Serve Receptions	Total Attempts	Succ %
<b>Receivers</b>	1	16	ZHANG Na	CHN	108	8	29	145	74.48
	2	3	NARITA Ikumi	JPN	92	3	30	125	73.60
	3	15	XAVIER Arlene	BRA	151	4	54	209	72.25
	4	7	ZHOU Suhong	CHN	161	3	67	231	69.70
	5	5	SHASHKOVA Liubov	RUS	128	3	54	185	69.19
	6	8	NAM Jie Youn	KOR	101	10	35	146	69.18
	7	10	DIAS Vira	BRA	104	3	51	158	65.82
	8	6	CHOI Kwang Hee	KOR	77	11	35	123	62.60
	9	14	PLOTNIKOVA Elena	RUS	134	8	74	216	62.04
<b>Limit</b>	10	17	CARDULLO Paola	ITA	72	5	40	117	61.54
25 %	Tournament Totals				3339	235	2028	5602	59.60

**Legend:**

**Rk** - Rank **Avg** - Average **Succ %** - Success %

**Note:** Only Teams Advancing to the quarterfinals are ranked

10 players are listed, except where ties would extend the list beyond 10 in which case the tied players are not listed.




**P6**


**Teams Ranking by Skills**

Κατάταξη Ομάδων ανά Επιδειξιότητες / Classement des équipes par aptitudes


As of SAT 28 AUG 2004

Scoring
Spikers


RK	Team	Spikes	Faults	Shots	Total Attempts	Eff %
1	CHN - CHINA	455	112	403	970	35.36
2	BRA - BRAZIL	471	126	425	1022	33.76
3	CUB - CUBA	464	125	437	1026	33.04
4	ITA - ITALY	298	80	282	660	33.03
5	RUS - RUSSIA	439	131	440	1010	30.50
6	USA - UNITED STATES	335	111	417	863	25.96
7	KOR - KOREA	241	66	415	722	24.24
8	JPN - JAPAN	257	94	346	697	23.39
Tournament Totals		3742	1187	4268	9197	27.78

Scoring
Blockers


RK	Team	Kill Blocks	Faults	Rebounds	Total Attempts	Avg by Set
1	RUS - RUSSIA	90	151	298	539	2.81
2	ITA - ITALY	61	82	210	353	2.77
3	KOR - KOREA	49	100	207	356	2.58
4	CUB - CUBA	90	165	259	514	2.57
5	USA - UNITED STATES	65	126	239	430	2.50
6	CHN - CHINA	76	112	300	488	2.45
7	BRA - BRAZIL	72	120	320	512	2.32
8	JPN - JAPAN	34	61	181	276	1.79
Tournament Totals		711	1187	2613	4511	5.04

Scoring
Servers


RK	Team	Aces	Faults	Serve Hits	Total Attempts	Avg by Set
1	CHN - CHINA	44	62	611	717	1.42
2	CUB - CUBA	41	75	616	732	1.17
3	ITA - ITALY	25	34	429	488	1.14
4	JPN - JAPAN	18	27	367	412	0.95
5	RUS - RUSSIA	28	29	660	717	0.88
6	USA - UNITED STATES	22	53	497	572	0.85
7	BRA - BRAZIL	24	56	631	711	0.77
8	KOR - KOREA	10	18	379	407	0.53
Tournament Totals		254	472	5359	6085	1.80

**Legend:**

**Rk** - Rank **Eff %** - Efficiency % **Avg** - Average

**Note:** Only Teams Advancing to the quarterfinals are ranked




**P6**


**Teams Ranking by Skills**

Κατάταξη Ομάδων ανά Επιδειξιότητες / Classement des équipes par aptitudes


As of SAT 28 AUG 2004

Non-Scoring
<b>Diggers</b>


RK	Team	Digs	Faults	Receptions	Total Attempts	Avg by Set
1	JPN - JAPAN	157	162	304	623	8.26
2	BRA - BRAZIL	212	263	464	939	6.84
3	ITA - ITALY	146	157	272	575	6.64
4	CHN - CHINA	192	266	389	847	6.19
5	KOR - KOREA	108	178	409	695	5.68
6	RUS - RUSSIA	176	275	415	866	5.50
7	CUB - CUBA	188	282	365	835	5.37
8	USA - UNITED STATES	130	226	392	748	5.00
Tournament Totals		1661	2420	4013	8094	11.78

Non-Scoring
<b>Setters</b>


RK	Team	Running Sets	Faults	Still Sets	Total Attempts	Avg by Set
1	CHN - CHINA	310	7	578	895	10.00
2	KOR - KOREA	168	5	512	685	8.84
3	BRA - BRAZIL	237	3	700	940	7.65
4	JPN - JAPAN	124	6	540	670	6.53
5	ITA - ITALY	142	3	490	635	6.45
6	CUB - CUBA	170	21	779	970	4.86
7	USA - UNITED STATES	102	8	710	820	3.92
8	RUS - RUSSIA	101	9	858	968	3.16
Tournament Totals		1647	95	6952	8694	11.68

Non-Scoring
<b>Receivers</b>


RK	Team	Excellents	Faults	Serve Receptions	Total Attempts	Succ %
1	CHN - CHINA	413	17	149	579	71.33
2	BRA - BRAZIL	389	10	180	579	67.18
3	KOR - KOREA	253	27	120	400	63.25
4	ITA - ITALY	234	11	127	372	62.90
5	RUS - RUSSIA	387	23	207	617	62.72
6	JPN - JAPAN	227	14	141	382	59.42
7	CUB - CUBA	380	37	279	696	54.60
8	USA - UNITED STATES	283	28	215	526	53.80
Tournament Totals		3339	235	2028	5602	59.60

**Legend:**

**Rk** - Rank **Avg** - Average **Succ %** - Success %

**Note:** Only Teams Advancing to the quarterfinals are ranked



## Medallists

Κάτοχοι Μεταλλίων / Médaillés

GOLD	SILVER	BRONZE
<b>BRA - Brazil</b>	<b>ITA - Italy</b>	<b>RUS - Russia</b>
3 GAVIO Giovane	1 MASTRANGELO Luigi	1 DINEYKIN Stanislav
4 HELLER Andre	5 VERMIGLIO Valerio	4 BARANOV Sergey
6 LIMA Mauricio	6 PAPI Samuele	5 ABRAMOV Pavel
7 GODOY FILHO Gilberto	7 SARTORETTI Andrea	7 KAZAKOV Alexey
9 NASCIMENTO Andre	8 CISOLLA Alberto	8 TETYUKHIN Serguey
10 L SANTOS Sergio Dutra	11 SIMEONOV Ventzislav	9 C KHAMUTTSKIKH Vadim
11 RODRIGUES Anderson	12 L PIPPI Damiano	10 KOSAREV Alexander
12 C BITENCOURT Nalbert	13 C GIANI Andrea	11 USHAKOV Konstantin
13 ENDRES Gustavo	14 FEI Alessandro	12 KHTEY Taras
14 SANTANA Rodrigo	15 TOFOLI Paolo	14 EGORCHEV Andrey
17 GARCIA Ricardo	17 COZZI Paolo	16 L VERBOV Alexey
18 AMARAL Dante Guimaraes	18 CERNIC Matej	18 KULESHOV Alexey

**Legend:**

L - Libero C - Captain



**P4**

**Final Standings**

Τελική Κατάταξη / Classement final

As of SUN 29 AUG 2004

Medal	Rank	Team
Gold	1	BRA - Brazil
Silver	2	ITA - Italy
Bronze	3	RUS - Russia
	4	USA - United States
	5	GRE - Greece
	5	POL - Poland
	5	SCG - Serbia & Montenegro
	5	ARG - Argentina
	9	FRA - France
	9	NED - Netherlands
	11	AUS - Australia
	11	TUN - Tunisia



## Team Roster

Σύνθεση Ομάδας / Composition de l'équipe

### ARG - Argentina As of THU 12 AUG 2004 AT 20:40

No	C/L	Name	Height m/ft in	Weight kg/lbs	Highest Reach		Date of Birth	Club	National Selections			
					Spike cm	Block cm			WCH	OG	Oth	Tot
1	C	MILINKOVIC Marcos	2.05/6'9"	100/220	355	338	22 DEC 1971	UNISUL	31	17	242	290
2		ELGUETA Jorge Alberto	1.96/6'5"	96/212	353	333	21 NOV 1969	POPRTOL	19	7	198	224
3		PORPORATTO Gustavo	1.99/6'6"	91/201	353	323	07 MAY 1981	SOCIAL MONTEROS	0	0	3	3
7		GUTIERREZ Diego	1.86/6'1"	85/187	330	315	27 MAY 1976	EVIVO DUREN	0	0	7	7
8		FERRARO Hernan	1.71/5'7"	74/163	300	300	13 MAY 1968	R.P. CORONEL	7	0	6	13
10		SPAJIC Alejandro	2.04/6'8"	94/207	360	340	07 MAY 1976	BOLIVAR	24	8	113	145
11		BIDEGAIN Jeronimo	2.00/6'7"	93/205	352	335	16 JAN 1977	SOCIAL MONTEROS	8	8	39	55
12		PERALTA Pablo	2.04/6'8"	100/220	350	330	09 DEC 1979	TENERIFE	0	0	15	15
13		DARRAIDOU Santiago	1.94/6'4"	95/209	345	335	24 NOV 1980	ORESTIADA	7	0	14	21
15		PATTI Leonardo	1.88/6'2"	88/194	340	320	06 JUL 1978	BOLIVAR	2	1	9	12
17	L	MEANA Pablo	1.87/6'2"	84/185	325	315	10 JUN 1975	LOKOMOTIV	10	8	34	52
18		GIANI Gaston	1.94/6'4"	86/190	345	330	26 APR 1979	TENERIFE	0	0	18	18
		<b>Team Minimum</b>	1.71/5'7"	74/163	300	300						3
		<b>Team Average</b>	1.94/6'4"	90/200	342	326						71
		<b>Team Maximum</b>	2.05/6'9"	100/220	360	340						290

Uniform Colours	Shirt	Shorts
<b>Main</b>	WHITE	WHITE
<b>2nd</b>	BLUE	BLUE

#### Technical Staff:

<b>Team Manager</b>	GARCIA Sergio Leonel
<b>Head Coach</b>	ARMOA Alberto Fabian
<b>Assistant Coach</b>	NEJAMKIN Daniel Ruben
<b>Therapist/Trainer</b>	TRONCOSO Carlos Alberto

#### Legend:

L - Libero Player   C - Team Captain   WCH - World Championships   OG - Olympic Games   Oth - Other International Competitions  
 Tot - Total

Note: Uniform colours for France were corrected because they were translated in French



## Team Roster

Σύνθεση Ομάδας / Composition de l'équipe

### AUS - Australia As of THU 12 AUG 2004 AT 20:40

No	C/L	Name	Height m/ft in	Weight kb/lbs	Highest Reach		Date of Birth	Club	National Selections			
					Spike cm	Block cm			WCH	OG	Oth	Tot
1	C	HOWARD Daniel	2.08/6'10"	98/216	375	340	13 DEC 1976	MARMI LAMZA VERONA	6	8	242	256
3		SORENSEN Grant	1.98/6'6"	98/216	337	328	27 MAR 1982	AUST. IMST. OF SPORT	3	0	45	48
4		HARDY Benjamin	1.98/6'6"	97/214	335	320	21 SEP 1974	BRILL ROVER BOLZAMO	6	8	273	287
5		CAMPBELL Luke	2.02/6'8"	98/216	346	335	08 NOV 1979	SUBAYER- WOPPERTAL	3	0	103	106
7		YOUNG Matthew	1.87/6'2"	82/181	335	323	17 JUL 1981	JUSAM GRAN CANARIA	3	0	74	77
9		EARL Andrew	1.96/6'5"	88/194	336	322	15 SEP 1982	VIGO	3	0	66	69
10		BEARD David	1.96/6'5"	95/209	342	325	23 OCT 1973	AUST. IMST. OF SPORT	6	8	337	351
12	L	MORAN Travis	1.91/6'3"	92/203	336	320	16 AUG 1985	AUST. IMST. OF SPORT	0	0	62	62
13		FERGUSON David	2.04/6'8"	95/209	346	328	13 MAR 1982	GROMIMGEN LYCOREUS	3	0	34	37
14		CHRISTENSEN Zane	2.08/6'10"	104/229	368	342	19 JUL 1985	COPRA ASYTEL PIACENZA	3	0	55	58
15		van BEEST Hidde	2.06/6'9"	110/243	350	342	20 JUL 1979	ESTEMSE 4 TORRI FERRARA	6	8	181	195
18		ALDERMAN Brett	1.90/6'3"	91/201	343	328	27 FEB 1979	TSV UMTERHACHING	3	0	128	131
<b>Team Minimum</b>			1.87/6'2"	82/181	335	320						
<b>Team Average</b>			1.98/6'6"	95/211	345	329						
<b>Team Maximum</b>			2.08/6'10"	110/243	375	342						

Uniform Colours	Shirt	Shorts
<b>Main</b>	GREEN	GREEN
<b>2nd</b>	YELLOW	GREEN
<b>3rd</b>	WHITE	GREEN

#### Technical Staff:

<b>Team Manager</b>	STRUGNELL Andrew
<b>Head Coach</b>	URIARTE Jon
<b>Assistant Coach</b>	BORGEAUD Russell Charles
<b>Therapist/Trainer</b>	OLDMEADOW Damian

#### Legend:

L - Libero Player   C - Team Captain   **WCH** - World Championships   **OG** - Olympic Games   **Oth** - Other International Competitions  
**Tot** - Total

**Note: Uniform colours for France were corrected because they were translated in French**





## Team Roster

Σύνθεση Ομάδας / Composition de l'équipe

### BRA - Brazil As of THU 12 AUG 2004 AT 20:40

No	C/L Name	Height m/ft in	Weight kg/lbs	Highest Reach		Date of Birth	Club	National Selections			
				Spike cm	Block cm			WCH	OG	Oth	Tot
3	GAVIO Giovane	1.96/6'5"	94/207	340	322	07 SEP 1970	CBV	30	23	343	396
4	HELLER Andre	1.97/6'6"	87/192	339	321	17 DEC 1975	CBV	5	4	132	141
6	LIMA Mauricio	1.84/6'0"	79/174	321	304	27 JAN 1968	CBV	43	29	488	560
7	GODOY FILHO Gilberto	1.92/6'4"	79/174	325	312	23 DEC 1976	CBV	34	8	269	311
9	NASCIMENTO Andre	1.94/6'4"	88/194	340	320	04 MAR 1979	CBV	21	0	133	154
10	L SANTOS Sergio Dutra	1.84/6'0"	77/170	325	310	15 OCT 1975	CBV	9	0	67	76
11	RODRIGUES Anderson	1.90/6'3"	95/209	330	321	21 MAY 1974	CBV	9	0	95	104
12	C BITENCOURT Nalbert	1.96/6'5"	91/201	329	309	09 MAR 1974	CBV	36	10	262	308
13	ENDRES Gustavo	2.03/6'8"	96/212	337	325	23 AUG 1975	CBV	27	7	258	292
14	SANTANA Rodrigo	2.00/6'7"	80/176	350	328	17 APR 1979	CBV	18	0	123	141
17	GARCIA Ricardo	1.91/6'3"	90/198	337	320	19 NOV 1975	CBV	30	0	267	297
18	AMARAL Dante Guimaraes	2.02/6'8"	86/190	345	327	30 SEP 1980	CBV	16	8	127	151
	<b>Team Minimum</b>	1.84/6'0"	77/170	321	304						76
	<b>Team Average</b>	1.94/6'4"	86/191	334	318						244
	<b>Team Maximum</b>	2.03/6'8"	96/212	350	328						560

Uniform Colours	Shirt	Shorts
<b>Main</b>	YELLOW	GREEN
<b>2nd</b>	GREEN	GREEN
<b>3rd</b>	WHITE	GREEN

#### Technical Staff:

<b>Team Manager</b>	SALLES NETO Jose
<b>Head Coach</b>	REZENDE Bernardo
<b>Assistant Coach</b>	TABACH Ricardo
<b>Doctor</b>	CHAMECKI Alvaro
<b>Therapist/Trainer</b>	SANTOS Jose

#### Legend:

L - Libero Player   C - Team Captain   **WCH** - World Championships   **OG** - Olympic Games   **Oth** - Other International Competitions  
**Tot** - Total

Note: Uniform colours for France were corrected because they were translated in French



## Team Roster

Σύνθεση Ομάδας / Composition de l'équipe

### FRA - France

As of THU 12 AUG 2004 AT 20:40

No	C/L	Name	Height m/ft in	Weight kb/lbs	Highest Reach		Date of Birth	Club	National Selections			
					Spike cm	Block cm			WCH	OG	Oth	Tot
2	L	HENNO Hubert	1.88/6'2"	83/183	330	310	06 OCT 1976	TOURS VB	9	0	123	132
3	C	DAQUIN Dominique	1.97/6'6"	85/187	352	325	10 NOV 1972	MOSCOU, DINAMO	9	0	223	232
7		ANTIGA Stephane	2.00/6'7"	94/207	344	321	03 FEB 1976	CUNEO (ITA)	9	0	156	165
8		CAPET Laurent	2.02/6'8"	92/203	350	325	05 MAY 1972	TOURCOING LMVB	9	0	278	287
9		GRANVORKA Frantz	1.95/6'5"	90/198	364	327	10 MAR 1976	G.S. IRAKLIS	9	0	200	209
10		MONTMEAT Vincent	1.96/6'5"	88/194	348	330	01 SEP 1977	POITIERS (FRA)	9	0	84	93
11		de KERGRET Loic	1.93/6'4"	89/196	335	315	20 AUG 1970	TOURS VB	9	0	199	208
14		BARCA CYSIQUE Philippe	1.94/6'4"	88/194	347	325	22 APR 1977	NICE VB	9	0	36	45
15		SAMICA Guillaume	1.96/6'5"	82/181	343	318	28 SEP 1981	CUNEO (ITA)	0	0	4	4
16		PATIN Mathias	1.85/6'1"	73/161	325	315	25 APR 1974	PARIS VOLLEY	9	0	82	91
17		KIEFFER Oliver	2.00/6'7"	85/187	355	335	27 AUG 1979	PARIS VOLLEY	9	0	52	61
18		FRANGOLACCI Sebastien	1.92/6'4"	88/194	340	322	31 MAR 1976	PARIS VOLLEY	9	0	73	82
		<b>Team Minimum</b>	1.85/6'1"	73/161	325	310						4
		<b>Team Average</b>	1.94/6'4"	86/191	344	322						134
		<b>Team Maximum</b>	2.02/6'8"	94/207	364	335						287

Uniform Colours	Shirt	Shorts
<b>Main</b>	WHITE	WHITE/BLUE
<b>2nd</b>	BLUE	WHITE/BLUE
<b>3rd</b>	RED	WHITE/BLUE

#### Technical Staff:

<b>Team Manager</b>	CASTAN Gerard
<b>Head Coach</b>	BLAIN Philippe
<b>Assistant Coach</b>	HOAG Glenn
<b>Doctor</b>	BLANC Jacques
<b>Therapist/Trainer</b>	TARBOURIECH Jean

#### Legend:

L - Libero Player   C - Team Captain   **WCH** - World Championships   **OG** - Olympic Games   **Oth** - Other International Competitions  
**Tot** - Total

**Note: Uniform colours for France were corrected because they were translated in French**



## Team Roster

Σύνθεση Ομάδας / Composition de l'équipe

### GRE - Greece

As of THU 12 AUG 2004 AT 20:40

No	C/L Name	Height m/ft in	Weight kb/lbs	Highest Reach		Date of Birth	Club	National Selections			
				Spike cm	Block cm			WCH	OG	Oth	Tot
1	CHRISTOFIDELIS Konstantinos	1.96/6'5"	87/192	341	320	26 JUN 1977	OLYMPIAKOS	6	0	88	94
2	C GKIOURDAS Marios	2.02/6'8"	90/198	356	341	02 MAR 1973	G.S. IRAKLIS	26	0	248	274
3	CHATZIANTONIOU Theodoros	2.04/6'8"	95/209	360	350	16 MAR 1974	OLYMPIAKOS	26	0	244	270
6	KOURNETAS Vasileios	1.92/6'4"	82/181	336	320	02 AUG 1976	OLYMPIAKOS	18	0	164	182
7	L STEFANOU Georgios	1.87/6'2"	82/181	295	305	12 JAN 1981	PANATHINAIKOS	0	0	40	40
10	TSAKIROPOULOS Antonios	2.03/6'8"	93/205	350	336	01 JUL 1969	OLYMPIAKOS	26	0	317	343
11	ROUMELIOTIS Nikolaos	1.98/6'6"	97/214	343	320	12 OCT 1978	EA PATRON	9	0	104	113
14	PANTALEON Sotirios	1.98/6'6"	77/170	330	312	21 JUN 1980	PANATHINAIKOS	9	0	79	88
15	LAPPAS Ilias	1.95/6'5"	92/203	335	320	20 JUL 1979	PANATHINAIKOS	8	0	76	84
16	KRAVARIK Antrej	2.04/6'8"	97/214	360	350	28 JUL 1971	G.S. IRAKLIS	0	0	4	4
17	PROUSALIS Konstantinos	1.92/6'4"	83/183	320	295	06 OCT 1980	PAOK	0	0	16	16
18	BAEV Tontor-Zlatko	2.00/6'7"	95/209	340	333	31 MAY 1977	G.S. IRAKLIS	9	0	105	114
	<b>Team Minimum</b>	1.87/6'2"	77/170	295	295						4
	<b>Team Average</b>	1.97/6'6"	89/197	338	325						135
	<b>Team Maximum</b>	2.04/6'8"	97/214	360	350						343

Uniform Colours	Shirt	Shorts
<b>Main</b>	D.BLUE	D.BLUE
<b>2nd</b>	L.BLUE	L.BLUE
<b>3rd</b>	WHITE	D.BLUE

#### Technical Staff:

<b>Team Manager</b>	DIMITRAKOPOULOS Dimitrios
<b>Head Coach</b>	PROSALIKAS Stylianos
<b>Assistant Coach</b>	TRIANAFYLLIDIS Michail
<b>Doctor</b>	DIMITRAKOPOULOS Konstantinos
<b>Therapist/Trainer</b>	PAPAGEORGIOU Nikolaos

#### Legend:

L - Libero Player   C - Team Captain   **WCH** - World Championships   **OG** - Olympic Games   **Oth** - Other International Competitions  
**Tot** - Total

**Note: Uniform colours for France were corrected because they were translated in French**



## Team Roster

Σύνθεση Ομάδας / Composition de l'équipe

### ITA - Italy As of THU 12 AUG 2004 AT 20:40

No	C/L Name	Height m/ft in	Weight kb/lbs	Highest Reach		Date of Birth	Club	National Selections			
				Spike cm	Block cm			WCH	OG	Oth	Tot
1	MASTRANGELO Luigi	2.02/6'8"	90/198	368	336	17 AUG 1975	LUBE BANCA MARCHE	0	8	122	130
5	VERMIGLIO Valerio	1.90/6'3"	83/183	342	320	01 MAR 1976	SISLEY	0	0	118	118
6	PAPI Samuele	1.90/6'3"	84/185	345	308	20 MAY 1973	SISLEY	19	16	232	267
7	SARTORETTI Andrea	1.94/6'4"	88/194	353	319	19 JUN 1971	ITAS DIATEC	12	16	249	277
8	CISOLLA Alberto	1.97/6'6"	86/190	367	345	10 OCT 1977	SISLEY	0	0	38	38
11	SIMEONOV Ventzislav	2.00/6'7"	105/231	358	335	03 FEB 1977	PADOVA	0	0	0	0
12	L PIPPI Damiano	1.93/6'4"	84/185	323	305	23 AUG 1971	KERAKOLL	7	0	161	168
13	C GIANI Andrea	1.96/6'5"	97/214	356	322	22 APR 1970	KERAKOLL	35	31	382	448
14	FEI Alessandro	2.04/6'8"	90/198	352	321	29 NOV 1978	SISLEY	12	8	382	402
15	TOFOLI Paolo	1.88/6'2"	81/179	345	321	14 AUG 1966	ITAS DIATEC	14	24	304	342
17	COZZI Paolo	2.00/6'7"	86/190	363	328	26 MAY 1980	KERAKOLL	0	0	5	5
18	CERNIC Matej	1.92/6'4"	80/176	354	335	13 SEP 1978	KERAKOLL	0	0	47	47
	<b>Team Minimum</b>	1.88/6'2"	80/176	323	305						0
	<b>Team Average</b>	1.95/6'5"	87/194	352	324						186
	<b>Team Maximum</b>	2.04/6'8"	105/231	368	345						448

Uniform Colours	Shirt	Shorts
<b>Main</b>	ROYAL BLUE	ROYAL BLUE
<b>2nd</b>	WHITE	WHITE
<b>3rd</b>	DARK BLUE	DARK BLUE

#### Technical Staff:

<b>Team Manager</b>	CONTI Libenzio
<b>Head Coach</b>	MONTALI Gianpaolo
<b>Assistant Coach</b>	DAGIONI Massimo
<b>Doctor</b>	BENENTI Claudio
<b>Therapist/Trainer</b>	TEMPESTA Paolo

#### Legend:

L - Libero Player   C - Team Captain   WCH - World Championships   OG - Olympic Games   Oth - Other International Competitions  
 Tot - Total

Note: Uniform colours for France were corrected because they were translated in French



## Team Roster

Σύνθεση Ομάδας / Composition de l'équipe

### NED - Netherlands As of THU 12 AUG 2004 AT 20:40

No	C/L Name	Height m/ft in	Weight kg/lbs	Highest Reach		Date of Birth	Club	National Selections			
				Spike cm	Block cm			WCH	OG	Oth	Tot
1	van GENDT Dirk-Jan	1.85/6'1"	76/168	332	313	18 JUL 1974	ORTEC. NESSELANDE	6	0	127	133
2	FRERIKS Nico	1.92/6'4"	86/190	327	306	22 DEC 1981	VC OMNIWORLD	6	0	126	132
3	L KLOK Marko	1.94/6'4"	90/198	342	329	14 MAR 1968	ORTEC NESSELANDE	12	8	245	265
4	C NUMMERDOR Reinder	1.94/6'4"	85/187	342	321	10 SEP 1976	FERRARA	18	8	304	330
5	GORTZEN Guido	2.02/6'8"	90/198	349	340	09 NOV 1970	PERUGIA	25	16	343	384
6	SCHUIJL Richard	2.02/6'8"	92/203	347	329	02 MAY 1973	G.DEL COLLE	15	16	336	367
7	van de GOOR Mike	2.07/6'9"	96/212	350	322	14 MAY 1973	PIET ZOOMERS/D	12	16	315	343
9	TROMMEL Jeroen	1.94/6'4"	90/198	340	310	01 AUG 1980	VC OMNIWORLD	0	0	90	90
12	HORSTINK Robert	2.01/6'7"	90/198	326	311	26 DEC 1981	PIET ZOOMERS/D	6	0	57	63
14	van DIJK Kay	2.13/7'0"	104/229	352	345	25 JUN 1984	VC ZWOLLE	0	0	41	41
17	BONTJE Rob	2.06/6'9"	91/201	355	318	12 MAY 1981	ORTEC. NESSELANDE	0	0	62	62
18	CRISTINA Albert	1.94/6'4"	95/209	342	320	18 NOV 1970	VC OMNIWORLD	5	0	158	163
	<b>Team Minimum</b>	1.85/6'1"	76/168	326	306						41
	<b>Team Average</b>	1.98/6'6"	90/199	342	322						197
	<b>Team Maximum</b>	2.13/7'0"	104/229	355	345						384

Uniform Colours	Shirt	Shorts
<b>Main</b>	ORANGE	BLUE
<b>2nd</b>	BLUE	BLUE
<b>3rd</b>	WHITE	BLUE

#### Technical Staff:

<b>Team Manager</b>	PETER Humphry
<b>Head Coach</b>	GOEDKOOP Bert
<b>Assistant Coach</b>	van REE Arnold
<b>Doctor</b>	LANGENHORST Ton
<b>Therapist/Trainer</b>	ONINK Ruud

#### Legend:

L - Libero Player   C - Team Captain   **WCH** - World Championships   **OG** - Olympic Games   **Oth** - Other International Competitions  
**Tot** - Total

Note: Uniform colours for France were corrected because they were translated in French



## Team Roster

Σύνθεση Ομάδας / Composition de l'équipe

### POL - Poland

As of THU 12 AUG 2004 AT 20:40

No	C/L Name	Height m/ft in	Weight kg/lbs	Highest Reach		Date of Birth	Club	National Selections			
				Spike cm	Block cm			WCH	OG	Oth	Tot
1	STELMACH Andrzej	2.00/6'7"	94/207	330	320	15 AUG 1972	SKRA BELCHATOW	3	5	185	193
3	GRUSZKA Piotr	2.05/6'9"	102/225	350	325	08 MAR 1977	TOURCOING LILLE METR.	9	5	169	183
5	C ZAGUMNY Pawel	2.00/6'7"	87/192	336	317	18 OCT 1977	PZU AZS OLSZTYN	3	5	150	158
6	MUREK Dawid	1.96/6'5"	94/207	341	325	24 JUL 1977	PANATHINAIKOS ATHENS	9	0	157	166
8	L IGNACZAK Krzysztof	1.87/6'2"	84/185	330	315	15 MAY 1978	SKRA BELCHATOW	9	0	92	101
11	KADZIEWICZ Lukasz	2.06/6'9"	89/196	348	323	20 SEP 1980	PZU AZS OLSZTYN	0	0	27	27
12	RYBAK Radoslaw	1.95/6'5"	90/198	356	330	25 MAR 1973	IVETT JASTRZEBIE BORYNIA	0	0	33	33
13	SWIDERSKI Sebastian	1.93/6'4"	88/194	354	325	26 JUN 1977	RPA PERUGIA VOLLEY	9	0	135	144
14	GABRYCH Piotr	1.97/6'6"	95/209	342	318	05 JUL 1972	IVETT JASTRZEBIE BORYNIA	0	0	25	25
16	GOLAS Arkadiusz	2.01/6'7"	83/183	365	342	10 MAY 1981	PAMAPOL AZS CZESTOCHD	6	0	48	54
17	BAKIEWICZ Michal	1.97/6'6"	87/192	340	324	22 MAR 1981	SKRA BELCHATOW	6	0	60	66
18	SZCZERBANIUK Robert	1.99/6'6"	90/198	350	327	29 MAY 1977	MOSTOSTAL AZOTY KEDZ-K	0	0	65	65
	<b>Team Minimum</b>	1.87/6'2"	83/183	330	315						25
	<b>Team Average</b>	1.98/6'6"	90/199	345	324						101
	<b>Team Maximum</b>	2.06/6'9"	102/225	365	342						193

Uniform Colours	Shirt	Shorts
<b>Main</b>	WHITE	RED
<b>2nd</b>	RED	RED
<b>3rd</b>	DARK BLUE	DARK BLUE

#### Technical Staff:

<b>Team Manager</b>	BIESIADA Janusz
<b>Head Coach</b>	GOSCINIAK Stanislaw
<b>Assistant Coach</b>	PRIELOZNY Igor
<b>Doctor</b>	PAWLIK Zygmunt
<b>Therapist/Trainer</b>	STYCHNO Jacek

#### Legend:

L - Libero Player   C - Team Captain   **WCH** - World Championships   **OG** - Olympic Games   **Oth** - Other International Competitions  
**Tot** - Total

Note: Uniform colours for France were corrected because they were translated in French



## Team Roster

Σύνθεση Ομάδας / Composition de l'équipe

### RUS - Russia

As of THU 12 AUG 2004 AT 20:40

No	C/L Name	Height m/ft in	Weight kg/lbs	Highest Reach		Date of Birth	Club	National Selections			
				Spike cm	Block cm			WCH	OG	Oth	Tot
1	DINEYKIN Stanislav	2.15/7'1"	101/223	353	342	10 OCT 1973	SISLEY TREVISO	11	13	257	281
4	BARANOV Sergey	2.08/6'10"	94/207	355	343	10 AUG 1981	LOKOMOTIV	0	0	69	69
5	ABRAMOV Pavel	1.98/6'6"	89/196	347	336	23 APR 1979	TORAY ARROWS	9	0	120	129
7	KAZAKOV Alexey	2.17/7'1"	102/225	355	342	18 MAR 1976	TRENTINO	15	11	230	256
8	TETYUKHIN Serguey	1.97/6'6"	89/196	345	338	23 SEP 1975	LOKOMOTIV	24	13	275	312
9	C KHAMUTTSKIKH Vadim	1.96/6'5"	85/187	342	331	26 NOV 1969	LOKOMOTIV	24	19	221	264
10	KOSAREV Alexander	2.00/6'7"	90/198	339	328	30 SEP 1977	LOKOMOTIV	21	8	144	173
11	USHAKOV Konstantin	1.98/6'6"	77/170	343	332	24 MAR 1970	DINAMO	31	22	418	471
12	KHTEY Taras	2.05/6'9"	92/203	345	335	22 MAY 1982	DINAMO	9	0	91	100
14	EGORCHEV Andrey	2.05/6'9"	103/227	343	330	08 FEB 1978	LOKOMOTIV	9	0	120	129
16	L VERBOV Alexey	1.83/6'0"	75/165	315	310	31 JAN 1982	LOKOMOTIV	0	0	18	18
18	KULESHOV Alexey	2.06/6'9"	92/203	353	340	24 FEB 1979	LOKOMOTIV	9	8	154	171
	<b>Team Minimum</b>	1.83/6'0"	75/165	315	310						18
	<b>Team Average</b>	2.02/6'8"	90/200	344	333						197
	<b>Team Maximum</b>	2.17/7'1"	103/227	355	343						471

Uniform Colours	Shirt	Shorts
<b>Main</b>	RED	RED
<b>2nd</b>	BLUE	BLUE
<b>3rd</b>	WHITE	BLUE

#### Technical Staff:

<b>Team Manager</b>	BELYAEV Vladimir
<b>Head Coach</b>	SHIPULIN Gennady
<b>Assistant Coach</b>	KOLCINS Boriss
<b>Doctor</b>	KOSTYUCHENKOV Vladimir
<b>Therapist/Trainer</b>	ALFEROV Valeriy

#### Legend:

L - Libero Player C - Team Captain WCH - World Championships OG - Olympic Games Oth - Other International Competitions  
 Tot - Total

Note: Uniform colours for France were corrected because they were translated in French



## Team Roster

Σύνθεση Ομάδας / Composition de l'équipe

### SCG - Serbia & Montenegro As of THU 12 AUG 2004 AT 20:40

No	C/L Name	Height m/ft in	Weight kg/lbs	Highest Reach		Date of Birth	Club	National Selections			
				Spike cm	Block cm			WCH	OG	Oth	Tot
2	VASIC Milan	2.04/6'8"	98/216	355	330	02 SEP 1980	PALAVOLO LORETO S.r.l.	0	0	74	74
5	MITROVIC Aleksandar	1.93/6'4"	93/205	350	324	24 SEP 1982	PARTIZAN	0	0	58	58
6	DJORDJEVIC Vladan	1.94/6'4"	95/209	332	318	10 JAN 1983	PARTIZAN	0	0	43	43
7	MESTER Dula	2.03/6'8"	92/203	346	325	03 APR 1972	VOJVODINA NOVOLIN	21	16	187	224
8	L MIJIC Vasa	1.86/6'1"	80/176	332	307	11 APR 1973	VOJVODINA NOVOLIN	9	8	88	105
9	C GRBIC Nikola	1.94/6'4"	91/201	346	320	06 SEP 1973	COPRASYSSTEL	21	16	184	221
10	GRBIC Vladimir	1.93/6'4"	87/192	360	350	14 DEC 1970	DINAMO	21	8	202	231
12	GERIC Andrija	2.03/6'8"	101/223	350	323	24 JAN 1977	LUBE BANKA	21	16	145	182
13	VUJEVIC Goran	1.92/6'4"	94/207	339	315	27 FEB 1973	ICOM	21	16	232	269
14	MILJKOVIC Ivan	2.06/6'9"	88/194	354	333	13 SEP 1979	LUBE BANKA	21	8	102	131
15	ILIC Ivan	1.94/6'4"	85/187	337	318	19 DEC 1976	BUDUCNOST	0	0	38	38
17	MARKOVIC Milan	2.03/6'8"	101/223	348	321	20 JAN 1980	OLYMPIAKOS	0	0	60	60
	<b>Team Minimum</b>	1.86/6'1"	80/176	332	307						38
	<b>Team Average</b>	1.97/6'6"	92/203	345	323						136
	<b>Team Maximum</b>	2.06/6'9"	101/223	360	350						269

Uniform Colours	Shirt	Shorts
<b>Main</b>	BLUE	BLUE
<b>2nd</b>	WHITE	BLUE
<b>3rd</b>	RED	RED

#### Technical Staff:

<b>Team Manager</b>	MILOSEVIC Slobodan
<b>Head Coach</b>	TRAVICA Ljubomir
<b>Assistant Coach</b>	KOLAKOVIC Igor
<b>Doctor</b>	MARTINOVIC Ljuban
<b>Therapist/Trainer</b>	JOKSIMOVIC Sasa

#### Legend:

**L** - Libero Player   **C** - Team Captain   **WCH** - World Championships   **OG** - Olympic Games   **Oth** - Other International Competitions  
**Tot** - Total

**Note: Uniform colours for France were corrected because they were translated in French**





## Team Roster

Σύνθεση Ομάδας / Composition de l'équipe

### TUN - Tunisia As of THU 12 AUG 2004 AT 20:40

No	C/L Name	Height m/ft in	Weight kg/lbs	Highest Reach		Date of Birth	Club	National Selections			
				Spike cm	Block cm			WCH	OG	Oth	Tot
2	TRABELSI Mohamed	1.95/6'5"	87/192	340	309	15 SEP 1981	W.S.T. S Fax	7	0	7	14
3	GARA Mahdi	1.92/6'4"	89/196	332	317	01 MAR 1981	C.O. KEURIA	0	0	0	0
4	BEN ABBES Walid	1.88/6'2"	76/168	331	308	19 JUN 1980		0	0	14	14
5	SELLAMI Samir	1.96/6'5"	87/192	320	308	13 JUL 1977	E.S. SFAXIEN	0	0	25	25
7	GHEZAL Chaker	1.99/6'6"	90/198	305	199	14 JAN 1977	E.S. SAHEZ	0	0	72	72
9	BELAID Khaled	1.95/6'5"	87/192	326	312	30 DEC 1973	C.S. SFAXIEN	5	0	117	122
11	FEHRI Marouane	1.97/6'6"	91/201	325	306	01 JUL 1979	C.O. KELIBIA	0	0	105	105
13	HFAIEDH Noureddine	2.02/6'8"	97/214	350	315	27 AUG 1973	E.S. SAHEL	5	5	155	165
14	L BERRIRI Mehrez	1.90/6'3"	89/196	326	305	13 APR 1975	C.S. SFAXIEN	0	0	150	150
15	C GUIDARA Ghazi	1.87/6'2"	85/187	326	305	18 MAY 1974	E.S. TUNIS	0	0	0	0
17	CHEKILI Mohamed Salim	1.90/6'3"	87/192	328	309	15 MAR 1984	C.O. KEUBIA	6	0	6	12
18	KARAMOSLY Hosni	1.88/6'2"	82/181	338	315	01 JUN 1980	C.S. SFAXIEN	0	0	35	35
	<b>Team Minimum</b>	1.87/6'2"	76/168	305	199						0
	<b>Team Average</b>	1.93/6'4"	87/192	328	300						59
	<b>Team Maximum</b>	2.02/6'8"	97/214	350	317						165

Uniform Colours	Shirt	Shorts
<b>Main</b>	RED	
<b>2nd</b>	WHITE	
<b>3rd</b>	BLUE	

#### Technical Staff:

<b>Team Manager</b>	MESSELMANI Mohamed
<b>Head Coach</b>	GIACOBBE Antonio
<b>Assistant Coach</b>	BEN YOUNES Noureddine
<b>Doctor</b>	EL FALEH Firas
<b>Therapist/Trainer</b>	GDHAMI Ahmed

#### Legend:

L - Libero Player   C - Team Captain   **WCH** - World Championships   **OG** - Olympic Games   **Oth** - Other International Competitions  
**Tot** - Total

Note: Uniform colours for France were corrected because they were translated in French



## Team Roster

Σύνθεση Ομάδας / Composition de l'équipe

### USA - United States As of THU 12 AUG 2004 AT 20:40

No	C/L Name	Height m/ft in	Weight kb/lbs	Highest Reach		Date of Birth	Club	National Selections			
				Spike cm	Block cm			WCH	OG	Oth	Tot
1	C BALL Lloy	2.03/6'8"	99/218	351	316	17 FEB 1972	DAYTONA VALLEY	25	10	320	355
5	L SULLIVAN Erik	1.93/6'4"	88/194	340	320	09 AUG 1972	ISKRA MOSCOW	18	5	228	251
6	EATHERTON Phillip	2.05/6'9"	97/214	356	335	02 JAN 1974	NUMANCIA SORIA	12	0	104	116
7	SUXHO Donald	1.95/6'5"	99/218	337	319	21 FEB 1976	ERDEMIRSPOR	0	0	39	39
8	PRIDDY William	1.93/6'4"	88/194	353	330	01 OCT 1977	USA NATIONAL TEAM	6	0	64	70
9	MILLAR Ryan	2.03/6'8"	99/218	354	326	22 JAN 1978	GABECA BOSSINI MONTICHARI	6	5	127	138
10	SALMON Riley	1.90/6'3"	86/190	345	331	02 JUL 1976	ISKRA MOSCOW	6	0	63	69
11	BILLINGS Brook	1.98/6'6"	95/209	351	331	30 APR 1980	SAKAI BLAZERS	6	0	53	59
12	HOFF Thomas	2.03/6'8"	99/218	353	333	09 JUN 1973	G.S. IRAKLIS	12	5	179	196
13	STANLEY Clayton	2.05/6'9"	106/234	357	332	20 JAN 1978	PANATHINAIKOS	6	0	65	71
14	BARNETT Kevin	1.98/6'6"	95/209	353	340	14 MAY 1974	USA NATIONAL TEAM	12	5	162	179
15	GARDNER Gabriel	2.05/6'9"	99/218	353	335	18 MAR 1976	UNIAO SUZANO	0	0	67	67
<b>Team Minimum</b>		1.90/6'3"	86/190	337	316						39
<b>Team Average</b>		1.99/6'6"	95/211	350	329						134
<b>Team Maximum</b>		2.05/6'9"	106/234	357	340						355

Uniform Colours	Shirt	Shorts
<b>Main</b>	BLUE	BLUE
<b>2nd</b>	WHITE	BLUE
<b>3rd</b>	RED	BLUE

#### Technical Staff:

<b>Team Manager</b>	MONACO AI
<b>Head Coach</b>	BEAL Doug
<b>Assistant Coach</b>	McGOWN Carl
<b>Doctor</b>	WEINSTEIN David
<b>Therapist/Trainer</b>	McCUTCHEON Hugh

#### Legend:

**L** - Libero Player   **C** - Team Captain   **WCH** - World Championships   **OG** - Olympic Games   **Oth** - Other International Competitions  
**Tot** - Total

**Note: Uniform colours for France were corrected because they were translated in French**



**P4**

**Results Table - Final Round**

Πίνακας Αποτελεσμάτων - Τελικός Γύρος / Tableau des résultats - finale

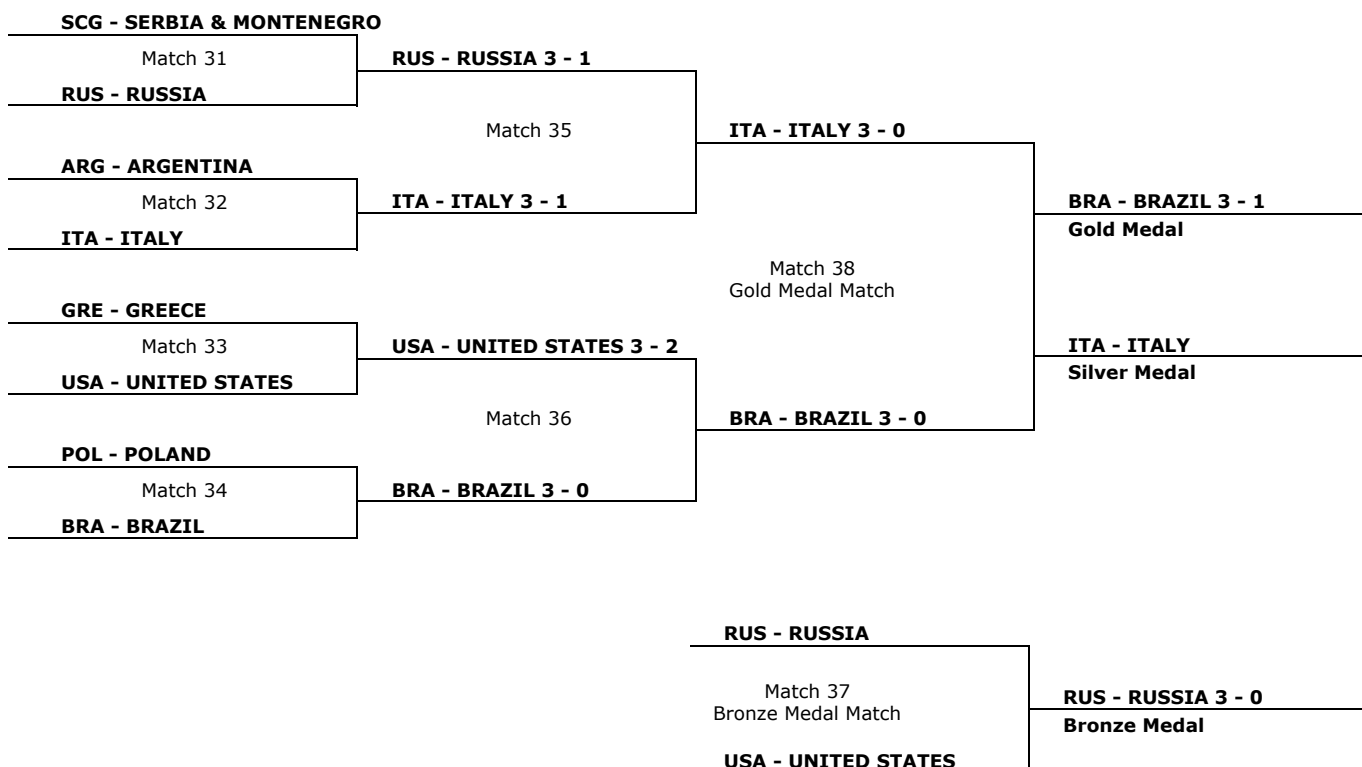
Match	Phase	Date	Teams	Sets	Points per Set					Total Points	Match Duration	Spectators
					1	2	3	4	5			
31	Quarterfinal	25 AUG 2004	SCG vs RUS	1 - 3	27-29	25-23	25-27	26-28		103-107	2h05m	8,850
32	Quarterfinal	25 AUG 2004	ARG vs ITA	1 - 3	25-22	22-25	24-26	26-28		97-101	1h48m	8,100
33	Quarterfinal	25 AUG 2004	GRE vs USA	2 - 3	20-25	25-22	27-25	23-25	15-17	110-114	2h28m	9,300
34	Quarterfinal	25 AUG 2004	POL vs BRA	0 - 3	22-25	25-27	18-25			65-77	1h29m	4,150
35	Semifinal	27 AUG 2004	RUS vs ITA	0 - 3	16-25	17-25	16-25			49-75	1h10m	9,380
36	Semifinal	27 AUG 2004	USA vs BRA	0 - 3	16-25	17-25	23-25			56-75	1h23m	9,380
37	Bronze Medal	29 AUG 2004	RUS vs USA	3 - 0	25-22	27-25	25-16			77-63	1h24m	7,650
38	Gold Medal	29 AUG 2004	ITA vs BRA	1 - 3	15-25	26-24	20-25	22-25		83-99	1h46m	9,350

Statistics of	Average match duration	Average spectators	Total spectators
<b>Preliminary Round</b>	1h40m	4,631	138,949
<b>Final Round</b>	1h41m	8,270	66,160
<b>Tournament</b>	1h40m	5,397	205,109

QUARTERFINAL

SEMIFINAL

FINAL





P2

## Match Results

Αποτελέσματα Αγώνα / Résultats du match

Match No: 38 Start Time: 14:30 End Time: 16:16 Match Duration: 1h46m Spectators: 9,350

ITA vs BRA  
1 3

Team	Sets	1	2	3	4	Total
ITA	1	15	26	20	22	83
BRA	3	25	24	25	25	99
Playing Time		21m	26m	24m	26m	1h37m

First Referee: ITO Hiroyuki (JPN)

Second Referee: WANG Ning (CHN)

ITA - Italy						
No	C/L Name	1	2	3	4	5 Pts
1	MASTRANGELO Luigi	4	5	4	2	18
5	VERMIGLIO Valerio	2	3	2	6	3
6	PAPI Samuele	3	4	3	1	11
7	SARTORETTI Andrea	5	6	5	3	14
8	CISOLLA Alberto					
11	SIMEONOV Ventzislav	7		6		
12	L PIPPI Damiano	L	L	L	L	
13	C GIANI Andrea	6	1			1
14	FEI Alessandro	1	2	1	5	8
15	TOFOLI Paolo	5				
17	COZZI Paolo					
18	CERNIC Matej		13	6	4	7
<b>Head Coach:</b>		MONTALI Gianpaolo (ITA)				
<b>Assistant Coach:</b>		DAGIONI Massimo (ITA)				

BRA - Brazil						
No	C/L Name	1	2	3	4	5 Pts
3	GAVIO Giovane					
4	HELLER Andre	5	5	5	5	9
6	LIMA Mauricio					
7	GODOY FILHO Gilberto	4	4	4	4	20
9	NASCIMENTO Andre	6	6	6	6	11
10	L SANTOS Sergio Dutra	L	L	L	L	
11	RODRIGUES Anderson	9	9	9		4
12	C BITENCOURT Naibert	4				
13	ENDRES Gustavo	2	2	2	2	14
14	SANTANA Rodrigo	17		17		
17	GARCIA Ricardo	3	3	3	3	1
18	AMARAL Dante Guimaraes	1	1	1	1	13
<b>Head Coach:</b>		REZENDE Bernardo (BRA)				
<b>Assistant Coach:</b>		TABACH Ricardo (BRA)				

## TEAM AND PLAYER PERFORMANCES

Won	Total Atts	No	Name
<b>47</b>	<b>106</b>	<b>Total Team</b>	
12	32	7	SARTORETTI Andrea
11	20	1	MASTRANGELO Luigi
9	18	6	PAPI Samuele
<b>11</b>	<b>60</b>	<b>Total Team</b>	
5	21	1	MASTRANGELO Luigi
2	7	6	PAPI Samuele
1	13	14	FEI Alessandro
<b>4</b>	<b>84</b>	<b>Total Team</b>	
2	17	1	MASTRANGELO Luigi
1	13	14	FEI Alessandro
1	11	7	SARTORETTI Andrea
<b>21</b>		<b>Total Team</b>	
<b>83</b>	<b>250</b>	<b>Total Team</b>	
18	58	1	MASTRANGELO Luigi

Scoring Skills
<b>Spike</b>
<b>Block</b>
<b>Serve</b>
<b>Opp Error</b>
<b>Total</b>

Won	Total Atts	No	Name
<b>53</b>	<b>107</b>	<b>Total Team</b>	
15	38	7	GODOY FILHO Gilberto
10	10	13	ENDRES Gustavo
9	23	9	NASCIMENTO Andre
<b>10</b>	<b>62</b>	<b>Total Team</b>	
3	7	18	AMARAL Dante Guimaraes
2	9	7	GODOY FILHO Gilberto
2	4	11	RODRIGUES Anderson
<b>9</b>	<b>98</b>	<b>Total Team</b>	
3	23	7	GODOY FILHO Gilberto
3	14	13	ENDRES Gustavo
2	14	18	AMARAL Dante Guimaraes
<b>27</b>		<b>Total Team</b>	
<b>99</b>	<b>267</b>	<b>Total Team</b>	
20	70	7	GODOY FILHO Gilberto

### Legend:

C - Team Captain n - Starting Line-Up where n=starting position on Court (i.e. positions 1 to 6)  
nn - Substitute where nn=jersey number of out going player L - Libero Player L - Substitute Libero Pts - Points scored  
Atts - Attempts Opp - Opponent



P2

## Match Results

Αποτελέσματα Αγώνα / Résultats du match

Match No: 37 Start Time: 12:30 End Time: 13:54 Match Duration: 1h24m Spectators: 7,650

**RUS vs USA**

**3 0**

Team	Sets	1	2	3	Total
RUS	3	25	27	25	77
USA	0	22	25	16	63
Playing Time		25m	29m	24m	1h18m

First Referee: KIM Kun Tae (KOR)

Second Referee: DELLAQUA Valdir (BRA)

RUS - Russia						
No	C/L Name	1	2	3	4	5 Pts
1	DINEYKIN Stanislav	9	9			
4	BARANOV Sergey	3	3	3		12
5	ABRAMOV Pavel			18		
7	KAZAKOV Alexey	2	2	2		9
8	TETYUKHIN Serguey	4	4	4		13
9	C KHAMUTTSKIKH Vadim	6	6	6		2
10	KOSAREV Alexander	1	1	1		8
11	USHAKOV Konstantin					
12	KHTEY Taras			8		
14	EGORCHEV Andrey					
16	L VERBOV Alexey	L	L	L		
18	KULESHOV Alexey	5	5	5		16
Head Coach:		SHIPULIN Gennady (RUS)				
Assistant Coach:		KOLCINS Boriss (RUS)				

USA - United States						
No	C/L Name	1	2	3	4	5 Pts
1	C BALL Lloy	2	1	5		1
5	L SULLIVAN Erik	L	L	L		
6	EATHERTON Phillip					
7	SUXHO Donald	9	12	13		
8	PRIDDY William	3	2	14		4
9	MILLAR Ryan	1	6	4		7
10	SALMON Riley		8	6		5
11	BILLINGS Brook				1	1
12	HOFF Thomas	4	3	1		6
13	STANLEY Clayton	5	4	2		13
14	BARNETT Kevin	6	5	3		9
15	GARDNER Gabriel			9		
Head Coach:		BEAL Doug (USA)				
Assistant Coach:		McGOWN Carl (USA)				

## TEAM AND PLAYER PERFORMANCES

Won	Total Atts	No	Name
<b>38</b>	<b>82</b>	<b>Total Team</b>	
11	19	8	TETYUKHIN Serguey
10	13	18	KULESHOV Alexey
8	26	4	BARANOV Sergey
<b>15</b>	<b>57</b>	<b>Total Team</b>	
6	12	18	KULESHOV Alexey
4	14	7	KAZAKOV Alexey
2	12	4	BARANOV Sergey
<b>7</b>	<b>75</b>	<b>Total Team</b>	
2	18	10	KOSAREV Alexander
2	14	7	KAZAKOV Alexey
2	13	4	BARANOV Sergey
<b>17</b>		<b>Total Team</b>	
<b>77</b>	<b>214</b>	<b>Total Team</b>	
16	32	18	KULESHOV Alexey

Scoring Skills
<b>Spike</b>
<b>Block</b>
<b>Serve</b>
<b>Opp Error</b>
<b>Total</b>
<b>Best Scorer</b>

Won	Total Atts	No	Name
<b>34</b>	<b>91</b>	<b>Total Team</b>	
10	25	13	STANLEY Clayton
5	20	14	BARNETT Kevin
5	9	9	MILLAR Ryan
<b>6</b>	<b>38</b>	<b>Total Team</b>	
2	9	9	MILLAR Ryan
2	3	14	BARNETT Kevin
1	13	12	HOFF Thomas
<b>6</b>	<b>64</b>	<b>Total Team</b>	
2	13	13	STANLEY Clayton
2	10	14	BARNETT Kevin
1	9	12	HOFF Thomas
<b>17</b>		<b>Total Team</b>	
<b>63</b>	<b>193</b>	<b>Total Team</b>	
13	43	13	STANLEY Clayton

### Legend:

C - Team Captain n - Starting Line-Up where n=starting position on Court (i.e. positions 1 to 6)  
 nn - Substitute where nn=jersey number of out going player L - Libero Player L - Substitute Libero Pts - Points scored  
 Atts - Attempts Opp - Opponent



P2

## Match Results

Αποτελέσματα Αγώνα / Résultats du match

Match No: 35 Start Time: 19:30 End Time: 20:40 Match Duration: 1h10m Spectators: 9,380

**RUS vs ITA**  
**0 3**

Team	Sets	1	2	3	Total
RUS	0	16	17	16	49
ITA	3	25	25	25	75
Playing Time		22m	21m	21m	1h04m

First Referee: HOBOR Bela (HUN)

Second Referee: RACHARD Patrick (FRA)

RUS - Russia						
No	C/L Name	1	2	3	4	5 Pts
1	DINEYKIN Stanislav	9	4			1
4	BARANOV Sergey	3	1	3		12
5	ABRAMOV Pavel	1		10		3
7	KAZAKOV Alexey		18	5		3
8	TETYUKHIN Serguey	4	5	4		4
9	C KHAMUTTSKIKH Vadim	6	1			1
10	KOSAREV Alexander	18	8	1		2
11	USHAKOV Konstantin	4	9	6		
12	KHTEY Taras	5	2			1
14	EGORCHEV Andrey	2	3	2		5
16	L VERBOV Alexey	L	L	L		
18	KULESHOV Alexey	5	6			4
Head Coach:		SHIPULIN Gennady (RUS)				
Assistant Coach:		KOLCINS Boriss (RUS)				

ITA - Italy						
No	C/L Name	1	2	3	4	5 Pts
1	MASTRANGELO Luigi	4	3	4		9
5	VERMIGLIO Valerio	2	1	2		1
6	PAPI Samuele	3	2	3		14
7	SARTORETTI Andrea	5	4	5		20
8	CISOLLA Alberto					
11	SIMEONOV Ventzislav					
12	L PIPPI Damiano	L	L	L		
13	C GIANI Andrea	6	5	6		8
14	FEI Alessandro	1	6	1		8
15	TOFOLI Paolo					
17	COZZI Paolo					
18	CERNIC Matej					
Head Coach:		MONTALI Gianpaolo (ITA)				
Assistant Coach:		DAGIONI Massimo (ITA)				

## TEAM AND PLAYER PERFORMANCES

Won	Total Atts	No	Name	Scoring Skills	Won	Total Atts	No	Name
<b>28</b>	<b>74</b>	<b>Total Team</b>			<b>40</b>	<b>73</b>	<b>Total Team</b>	
11	18	4	BARANOV Sergey	Spike	14	23	6	PAPI Samuele
3	13	8	TETYUKHIN Serguey		12	26	7	SARTORETTI Andrea
3	8	14	EGORCHEV Andrey		5	8	13	GIANI Andrea
<b>4</b>	<b>38</b>	<b>Total Team</b>		Block	<b>9</b>	<b>33</b>	<b>Total Team</b>	
2	17	14	EGORCHEV Andrey		3	11	1	MASTRANGELO Luigi
1	5	18	KULESHOV Alexey		2	6	14	FEI Alessandro
1	4	8	TETYUKHIN Serguey	2	5	7	SARTORETTI Andrea	
<b>4</b>	<b>51</b>	<b>Total Team</b>		Serve	<b>11</b>	<b>73</b>	<b>Total Team</b>	
1	6	5	ABRAMOV Pavel		6	16	7	SARTORETTI Andrea
1	6	4	BARANOV Sergey		3	15	14	FEI Alessandro
1	5	7	KAZAKOV Alexey	1	15	1	MASTRANGELO Luigi	
<b>13</b>		<b>Total Team</b>		Opp Error	<b>15</b>		<b>Total Team</b>	
<b>49</b>	<b>163</b>	<b>Total Team</b>		Total	<b>75</b>	<b>179</b>	<b>Total Team</b>	
12	26	4	BARANOV Sergey	Best Scorer	20	47	7	SARTORETTI Andrea

### Legend:

C - Team Captain n - Starting Line-Up where n=starting position on Court (i.e. positions 1 to 6)  
 nn - Substitute where nn=jersey number of out going player L - Libero Player L - Substitute Libero Pts - Points scored  
 Atts - Attempts Opp - Opponent



P2

## Match Results

Αποτελέσματα Αγώνα / Résultats du match

Match No: 36 Start Time: 21:30 End Time: 22:53 Match Duration: 1h23m Spectators: 9,380

**USA vs BRA**

**0 3**

Team	Sets	1	2	3	Total
USA	0	16	17	23	56
BRA	3	25	25	25	75
Playing Time		23m	25m	29m	1h17m

First Referee: SOKULLU Umit (TUR)

Second Referee: DIETRICH Ryszard (POL)

USA - United States								
No	C/L	Name	1	2	3	4	5	Pts
1	C	BALL Lloy	6	5	1			1
5	L	SULLIVAN Erik	L	L	L			
6		EATHERTON Phillip						
7		SUXHO Donald	9		11			
8		PRIDDY William	1	6	10			6
9		MILLAR Ryan	5	4	6			4
10		SALMON Riley			14	2		4
11		BILLINGS Brook	13	13	4			9
12		HOFF Thomas	2	1	3			6
13		STANLEY Clayton	3	2	12			6
14		BARNETT Kevin	4	3	5			7
15		GARDNER Gabriel			12			
Head Coach:		BEAL Doug (USA)						
Assistant Coach:		McGOWN Carl (USA)						

BRA - Brazil								
No	C/L	Name	1	2	3	4	5	Pts
3		GAVIO Giovane					9	
4		HELLER Andre	5	2	5			4
6		LIMA Mauricio					9	
7		GODOY FILHO Gilberto	4	1	4			14
9		NASCIMENTO Andre	6	3	6			11
10	L	SANTOS Sergio Dutra	L	L	L			
11		RODRIGUES Anderson					17	1
12	C	BITENCOURT Naibert					4	
13		ENDRES Gustavo	2	5	2			11
14		SANTANA Rodrigo						
17		GARCIA Ricardo	3	6	3			3
18		AMARAL Dante Guimaraes	1	4	1			15
Head Coach:		REZENDE Bernardo (BRA)						
Assistant Coach:		TABACH Ricardo (BRA)						

## TEAM AND PLAYER PERFORMANCES

Won	Total Atts	No	Name
<b>38</b>	<b>81</b>	<b>Total Team</b>	
8	13	11	BILLINGS Brook
7	15	14	BARNETT Kevin
6	12	13	STANLEY Clayton
<b>5</b>	<b>39</b>	<b>Total Team</b>	
1	12	12	HOFF Thomas
1	11	9	MILLAR Ryan
1	5	1	BALL Lloy
<b>0</b>	<b>58</b>	<b>Total Team</b>	
<b>13</b>		<b>Total Team</b>	
<b>56</b>	<b>178</b>	<b>Total Team</b>	
9	21	11	BILLINGS Brook

Scoring Skills
<b>Spike</b>
<b>Block</b>
<b>Serve</b>
<b>Opp Error</b>
<b>Total</b>

Won	Total Atts	No	Name
<b>45</b>	<b>81</b>	<b>Total Team</b>	
12	21	7	GODOY FILHO Gilberto
11	20	18	AMARAL Dante Guimaraes
10	14	13	ENDRES Gustavo
<b>9</b>	<b>40</b>	<b>Total Team</b>	
3	5	18	AMARAL Dante Guimaraes
1	11	4	HELLER Andre
1	8	7	GODOY FILHO Gilberto
<b>5</b>	<b>73</b>	<b>Total Team</b>	
2	15	9	NASCIMENTO Andre
1	14	18	AMARAL Dante Guimaraes
1	12	17	GARCIA Ricardo
<b>16</b>		<b>Total Team</b>	
<b>75</b>	<b>194</b>	<b>Total Team</b>	
15	39	18	AMARAL Dante Guimaraes

### Legend:

C - Team Captain n - Starting Line-Up where n=starting position on Court (i.e. positions 1 to 6)  
 nn - Substitute where nn=jersey number of out going player L - Libero Player L - Substitute Libero Pts - Points scored  
 Atts - Attempts Opp - Opponent



P2

## Match Results

Αποτελέσματα Αγώνα / Résultats du match

Match No: 31 Start Time: 14:00 End Time: 16:05 Match Duration: 2h05m Spectators: 8,850

### SCG vs RUS

1 3

Team	Sets	1	2	3	4	Total
SCG	1	27	25	25	26	103
RUS	3	29	23	27	28	107
Playing Time		30m	26m	30m	30m	1h56m

First Referee: SALONEN Jarmo (FIN)

Second Referee: LEUTHAEUSSER Frank (GER)

SCG - Serbia & Montenegro						
No	C/L Name	1	2	3	4	5 Pts
2	VASIC Milan	3	3	4	3	14
5	MITROVIC Aleksandar				10	2
6	DJORDJEVIC Vladan	7	2	7	2	
7	MESTER Dula	2	2	3	2	7
8	L MIJIC Vasa	L	L	L	L	
9	C GRBIC Nikola	6	6	1	6	5
10	GRBIC Vladimir	4	4	5	4	16
12	GERIC Andrija	5	5	6	5	8
13	VUJEVIC Goran	1	1	2	1	19
15	ILIC Ivan					
17	MARKOVIC Milan	13	13	13	7	1
<b>Head Coach:</b>		TRAVICA Ljubomir (SCG)				
<b>Assistant Coach:</b>		KOLAKOVIC Igor (SCG)				

RUS - Russia						
No	C/L Name	1	2	3	4	5 Pts
1	DINEYKIN Stanislav	9	9	8	11	3
4	BARANOV Sergey	3	3	3	3	17
5	ABRAMOV Pavel	18	10	1	1	10
7	KAZAKOV Alexey		14	2	2	7
8	TETYUKHIN Serguey	4	4	4	4	22
9	C KHAMUTTSKIKH Vadim	6	6	6		1
10	KOSAREV Alexander	1	1	18		1
11	USHAKOV Konstantin		4	9	6	
12	KHTEY Taras				5	1
14	EGORCHEV Andrey	2	2		18	4
16	L VERBOV Alexey	L	L	L	L	
18	KULESHOV Alexey	5	5	5	5	7
<b>Head Coach:</b>		SHIPULIN Gennady (RUS)				
<b>Assistant Coach:</b>		KOLCINS Boriss (RUS)				

## TEAM AND PLAYER PERFORMANCES

Won	Total Atts	No	Name
<b>60</b>	<b>144</b>	<b>Total Team</b>	
17	44	13	VUJEVIC Goran
13	32	10	GRBIC Vladimir
12	30	2	VASIC Milan
<b>7</b>	<b>62</b>	<b>Total Team</b>	
2	18	12	GERIC Andrija
2	8	10	GRBIC Vladimir
1	9	2	VASIC Milan
<b>5</b>	<b>104</b>	<b>Total Team</b>	
2	18	9	GRBIC Nikola
1	18	10	GRBIC Vladimir
1	14	2	VASIC Milan
<b>31</b>		<b>Total Team</b>	
<b>103</b>	<b>310</b>	<b>Total Team</b>	
19	65	13	VUJEVIC Goran

Scoring Skills
<b>Spike</b>
<b>Block</b>
<b>Serve</b>
<b>Opp Error</b>
<b>Total</b>
<b>Best Scorer</b>

Won	Total Atts	No	Name
<b>62</b>	<b>131</b>	<b>Total Team</b>	
21	38	8	TETYUKHIN Serguey
14	38	4	BARANOV Sergey
8	15	5	ABRAMOV Pavel
<b>9</b>	<b>75</b>	<b>Total Team</b>	
2	7	5	ABRAMOV Pavel
1	14	18	KULESHOV Alexey
1	13	4	BARANOV Sergey
<b>2</b>	<b>106</b>	<b>Total Team</b>	
2	19	4	BARANOV Sergey
<b>34</b>		<b>Total Team</b>	
<b>107</b>	<b>312</b>	<b>Total Team</b>	
22	60	8	TETYUKHIN Serguey

### Legend:

C - Team Captain n - Starting Line-Up where n=starting position on Court (i.e. positions 1 to 6)  
 nn - Substitute where nn=jersey number of out going player L - Libero Player L - Substitute Libero Pts - Points scored  
 Atts - Attempts Opp - Opponent





P2

## Match Results

Αποτελέσματα Αγώνα / Résultats du match

Match No: 32 Start Time: 16:30 End Time: 18:18 Match Duration: 1h48m Spectators: 8,100

**ARG vs ITA**  
**1 3**

Team	Sets	1	2	3	4	Total
ARG	1	25	22	24	26	97
ITA	3	22	25	26	28	101
Playing Time		24m	22m	24m	29m	1h39m

First Referee: ITO Hiroyuki (JPN) Second Referee: AL NAAMA Ibrahim (QAT)

ARG - Argentina									
No	C/L	Name	1	2	3	4	5	Pts	
1	C	MILINKOVIC Marcos	4	4	4	3		20	
2		ELGUETA Jorge Alberto	5	5	5	4		12	
3		PORPORATTO Gustavo	3	3	3	2		12	
7		GUTIERREZ Diego			1				
8		FERRARO Hernan	1	1	1	6			
10		SPAJIC Alejandro	6	6	6	5		12	
11		BIDEGAIN Jeronimo	8	8		18		4	
12		PERALTA Pablo				8			
13		DARRAIDOU Santiago	10		8	10		1	
15		PATTI Leonardo		3	10				
17	L	MEANA Pablo	L	L	L	L			
18		GIANI Gaston	2	2	2	1		8	
Head Coach:		ARMOA Alberto Fabian (ARG)							
Assistant Coach:		NEJAMKIN Daniel Ruben (ARG)							

ITA - Italy									
No	C/L	Name	1	2	3	4	5	Pts	
1		MASTRANGELO Luigi	5	1	6	1		10	
5		VERMIGLIO Valerio	3	5	4	5		3	
6		PAPI Samuele	4	6	5	6		12	
7		SARTORETTI Andrea	6	2	1	2		24	
8		CISOLLA Alberto				6			
11		SIMEONOV Ventzislav							
12	L	PIPPI Damiano	L	L	L	L			
13	C	GIANI Andrea		18	2	3		11	
14		FEI Alessandro	2	4	3	4		14	
15		TOFOLI Paolo							
17		COZZI Paolo							
18		CERNIC Matej	1	3				2	
Head Coach:		MONTALI Gianpaolo (ITA)							
Assistant Coach:		DAGIONI Massimo (ITA)							

## TEAM AND PLAYER PERFORMANCES

Won	Total Atts	No	Name
<b>56</b>	<b>125</b>	<b>Total Team</b>	
17	49	1	MILINKOVIC Marcos
11	15	10	SPAJIC Alejandro
10	26	2	ELGUETA Jorge Alberto
<b>10</b>	<b>64</b>	<b>Total Team</b>	
4	21	3	PORPORATTO Gustavo
2	9	2	ELGUETA Jorge Alberto
1	13	10	SPAJIC Alejandro
<b>3</b>	<b>98</b>	<b>Total Team</b>	
2	16	1	MILINKOVIC Marcos
1	14	18	GIANI Gaston
<b>28</b>		<b>Total Team</b>	
<b>97</b>	<b>287</b>	<b>Total Team</b>	
20	76	1	MILINKOVIC Marcos

Scoring Skills
<b>Spike</b>
<b>Block</b>
<b>Serve</b>
<b>Opp Error</b>
<b>Total</b>

Won	Total Atts	No	Name
<b>58</b>	<b>130</b>	<b>Total Team</b>	
20	41	7	SARTORETTI Andrea
9	22	6	PAPI Samuele
8	16	13	GIANI Andrea
<b>11</b>	<b>57</b>	<b>Total Team</b>	
3	7	7	SARTORETTI Andrea
3	7	13	GIANI Andrea
2	11	1	MASTRANGELO Luigi
<b>7</b>	<b>100</b>	<b>Total Team</b>	
5	19	14	FEI Alessandro
1	22	7	SARTORETTI Andrea
1	17	6	PAPI Samuele
<b>25</b>		<b>Total Team</b>	
<b>101</b>	<b>287</b>	<b>Total Team</b>	
24	70	7	SARTORETTI Andrea

### Legend:

C - Team Captain n - Starting Line-Up where n=starting position on Court (i.e. positions 1 to 6)  
 nn - Substitute where nn=jersey number of out going player L - Libero Player L - Substitute Libero Pts - Points scored  
 Atts - Attempts Opp - Opponent



P2

## Match Results

Αποτελέσματα Αγώνα / Résultats du match

Match No: 33 Start Time: 19:30 End Time: 21:58 Match Duration: 2h28m Spectators: 9,300

**GRE vs USA**  
**2 3**

Team	Sets	1	2	3	4	5	Total
GRE	2	20	25	27	23	15	110
USA	3	25	22	25	25	17	114
Playing Time		25m	28m	33m	29m	21m	2h16m

First Referee: KIM Kun Tae (KOR)

Second Referee: PEREYRA Juan Angel (ARG)

GRE - Greece							
No	C/L Name	1	2	3	4	5	Pts
1	CHRISTOFIDELIS Konstantinos	18	18	4	5		8
2	C GKIOURDAS Marios	1	1	2	1	2	17
3	CHATZIANTONIOU Theodoros	5	5	6			9
6	KOURNETAS Vasileios	6	6	1		17	1
7	L STEFANOU Georgios	L	L	L	L	L	
10	TSAKIROPOULOS Antonios	2	2	3	2	3	8
11	ROUMELIOTIS Nikolaos			10	14		1
14	PANTALEON Sotirios		6	3	5	6	3
15	LAPPAS Ilias					17	
16	KRAVARIK Antrej	3	3	4	3	4	26
17	PROUSALIS Konstantinos			6	6	1	
18	BAEV Tontor-Zlatko	4	4	5	1	2	9
<b>Head Coach:</b>		PROSALIKAS Stylianos (GRE)					
<b>Assistant Coach:</b>		TRIANAFYLLIDIS Michail (GRE)					

USA - United States								
No	C/L Name	1	2	3	4	5	Pts	
1	C BALL Lloy	1	1	1	1	12	5	
5	L SULLIVAN Erik	L	L	L	L	L		
6	EATHERTON Phillip							
7	SUXHO Donald		9	12	9	1	6	2
8	PRIDDY William		2	2	2	2	1	16
9	MILLAR Ryan		6	6	6	6	5	14
10	SALMON Riley			14	14	14		
11	BILLINGS Brook			13	13		5	
12	HOFF Thomas		3	3	3	3	2	7
13	STANLEY Clayton		4	4	4	4	3	15
14	BARNETT Kevin		5	5	5	5	4	20
15	GARDNER Gabriel			12				
<b>Head Coach:</b>		BEAL Doug (USA)						
<b>Assistant Coach:</b>		McGOWN Carl (USA)						

## TEAM AND PLAYER PERFORMANCES

Won	Total Atts	No	Name
<b>62</b>	<b>149</b>	<b>Total Team</b>	
22	55	16	KRAVARIK Antrej
10	29	2	GKIOURDAS Marios
8	10	1	CHRISTOFIDELIS Konstantinos
<b>12</b>	<b>58</b>	<b>Total Team</b>	
4	9	16	KRAVARIK Antrej
3	11	10	TSAKIROPOULOS Antonios
2	4	18	BAEV Tontor-Zlatko
<b>8</b>	<b>110</b>	<b>Total Team</b>	
6	32	2	GKIOURDAS Marios
1	7	3	CHATZIANTONIOU Theodoros
1	3	11	ROUMELIOTIS Nikolaos
<b>28</b>	<b>Total Team</b>		
<b>110</b>	<b>317</b>	<b>Total Team</b>	
26	81	16	KRAVARIK Antrej

Scoring Skills
<b>Spike</b>
<b>Block</b>
<b>Serve</b>
<b>Opp Error</b>
<b>Total</b>
<b>Best Scorer</b>

Won	Total Atts	No	Name
<b>60</b>	<b>134</b>	<b>Total Team</b>	
16	34	14	BARNETT Kevin
13	32	8	PRIDDY William
12	17	9	MILLAR Ryan
<b>16</b>	<b>83</b>	<b>Total Team</b>	
4	13	14	BARNETT Kevin
3	30	12	HOFF Thomas
3	8	8	PRIDDY William
<b>8</b>	<b>114</b>	<b>Total Team</b>	
5	18	13	STANLEY Clayton
2	13	1	BALL Lloy
1	12	7	SUXHO Donald
<b>30</b>	<b>Total Team</b>		
<b>114</b>	<b>331</b>	<b>Total Team</b>	
20	65	14	BARNETT Kevin

### Legend:

C - Team Captain n - Starting Line-Up where n=starting position on Court (i.e. positions 1 to 6)  
 nn - Substitute where nn=jersey number of out going player L - Libero Player L - Substitute Libero Pts - Points scored  
 Atts - Attempts Opp - Opponent



P2

## Match Results

Αποτελέσματα Αγώνα / Résultats du match

Match No: 34 Start Time: 22:25 End Time: 23:54 Match Duration: 1h29m Spectators: 4,150

**POL vs BRA**  
**0 3**

Team	Sets	1	2	3	Total
POL	0	22	25	18	65
BRA	3	25	27	25	77
Playing Time		25m	32m	26m	1h23m

First Referee: WANG Ning (CHN)

Second Referee: NAVA Fernando (MEX)

POL - Poland						
No	C/L Name	1	2	3	4	5 Pts
1	STELMACH Andrzej	6	1	6		2
3	GRUSZKA Piotr	3	4	3		18
5	C ZAGUMNY Pawel			3		
6	MUREK Dawid	1	2	1		8
8	L IGNACZAK Krzysztof	L	L	L		
11	KADZIEWICZ Lukasz	13				
12	RYBAK Radoslaw				1	
13	SWIDERSKI Sebastian	4	5	4		9
14	GABRYCH Piotr	1		6		3
16	GOLAS Arkadiusz	5	6	5		6
17	BAKIEWICZ Michal	18	1			
18	SZCZERBANIUK Robert	2	3	2		4
Head Coach:		GOSCINIAK Stanislaw (POL)				
Assistant Coach:		PRIELOZNY Igor (POL)				

BRA - Brazil						
No	C/L Name	1	2	3	4	5 Pts
3	GAVIO Giovane					
4	HELLER Andre	2	2	2		9
6	LIMA Mauricio		9	9		
7	GODOY FILHO Gilberto	1	1	1		15
9	NASCIMENTO Andre	3	3	3		14
10	L SANTOS Sergio Dutra	L	L	L		
11	RODRIGUES Anderson	17	17	17		
12	C BITENCOURT Naibert		7	4		1
13	ENDRES Gustavo	5	5	5		7
14	SANTANA Rodrigo			13		
17	GARCIA Ricardo	6	6	6		3
18	AMARAL Dante Guimaraes	4	4	4		11
Head Coach:		REZENDE Bernardo (BRA)				
Assistant Coach:		TABACH Ricardo (BRA)				

## TEAM AND PLAYER PERFORMANCES

Won	Total Atts	No	Name
<b>43</b>	<b>90</b>	<b>Total Team</b>	
17	28	3	GRUSZKA Piotr
9	23	13	SWIDERSKI Sebastian
6	14	6	MUREK Dawid
<b>4</b>	<b>35</b>	<b>Total Team</b>	
2	8	16	GOLAS Arkadiusz
1	11	18	SZCZERBANIUK Robert
1	2	14	GABRYCH Piotr
<b>3</b>	<b>67</b>	<b>Total Team</b>	
2	12	6	MUREK Dawid
1	13	3	GRUSZKA Piotr
<b>15</b>		<b>Total Team</b>	
<b>65</b>	<b>192</b>	<b>Total Team</b>	
18	44	3	GRUSZKA Piotr

Scoring Skills
<b>Spike</b>
<b>Block</b>
<b>Serve</b>
<b>Opp Error</b>
<b>Total</b>
<b>Best Scorer</b>

Won	Total Atts	No	Name
<b>48</b>	<b>85</b>	<b>Total Team</b>	
15	26	7	GODOY FILHO Gilberto
11	19	9	NASCIMENTO Andre
7	12	4	HELLER Andre
<b>9</b>	<b>46</b>	<b>Total Team</b>	
4	6	18	AMARAL Dante Guimaraes
2	9	4	HELLER Andre
2	3	9	NASCIMENTO Andre
<b>3</b>	<b>75</b>	<b>Total Team</b>	
1	17	9	NASCIMENTO Andre
1	12	18	AMARAL Dante Guimaraes
1	11	13	ENDRES Gustavo
<b>17</b>		<b>Total Team</b>	
<b>77</b>	<b>206</b>	<b>Total Team</b>	
15	42	7	GODOY FILHO Gilberto

### Legend:

C - Team Captain **n** - Starting Line-Up where n=starting position on Court (i.e. positions 1 to 6)  
**nn** - Substitute where nn=jersey number of out going player L - Libero Player **L** - Substitute Libero **Pts** - Points scored  
**Atts** - Attempts **Opp** - Opponent



P4

## Results Table - Preliminary Round

Πίνακας Αποτελεσμάτων - Προκριματικός Γύρος / Tableau des résultats - éliminatoire

Pool A				Points per Set					Total Points	Match Duration	Spectators
Match	Date	Teams	Sets	1	2	3	4	5			
1	15 AUG 2004	SCG vs POL	0 - 3	21-25	17-25	16-25			54-75	1h22m	2,000
3	15 AUG 2004	ARG vs FRA	3 - 0	25-15	25-23	25-22			75-60	1h20m	2,370
5	15 AUG 2004	TUN vs GRE	0 - 3	20-25	14-25	17-25			51-75	1h10m	8,200
7	17 AUG 2004	TUN vs ARG	2 - 3	20-25	25-23	16-25	25-22	10-15	96-110	1h59m	888
8	17 AUG 2004	FRA vs SCG	0 - 3	21-25	28-30	22-25			71-80	1h30m	1,000
11	17 AUG 2004	GRE vs POL	3 - 1	21-25	25-18	25-21	25-20		96-84	1h48m	8,600
15	19 AUG 2004	POL vs FRA	0 - 3	15-25	18-25	17-25			50-75	1h19m	5,230
16	19 AUG 2004	SCG vs TUN	3 - 0	25-16	25-18	25-21			75-55	1h10m	3,430
17	19 AUG 2004	ARG vs GRE	3 - 1	16-25	25-21	25-22	25-22		91-90	1h49m	9,403
21	21 AUG 2004	TUN vs POL	1 - 3	18-25	25-23	19-25	23-25		85-98	1h47m	4,600
22	21 AUG 2004	ARG vs SCG	1 - 3	25-21	17-25	21-25	23-25		86-96	1h43m	4,826
23	21 AUG 2004	GRE vs FRA	3 - 2	25-22	14-25	26-24	23-25	15-10	103-106	2h19m	9,360
<b>Latest Matches</b>											
25	23 AUG 2004	FRA vs TUN	3 - 1	25-23	18-25	25-19	25-19		93-86	1h39m	1,860
28	23 AUG 2004	POL vs ARG	3 - 2	25-19	25-22	23-25	22-25	20-18	115-109	2h19m	6,295
29	23 AUG 2004	SCG vs GRE	3 - 2	21-25	38-36	25-13	23-25	15-12	122-111	2h24m	9,415

Pool B				Points per Set					Total Points	Match Duration	Spectators
Match	Date	Teams	Sets	1	2	3	4	5			
2	15 AUG 2004	NED vs RUS	3 - 2	25-23	19-25	17-25	27-25	18-16	106-114	2h03m	2,060
4	15 AUG 2004	BRA vs AUS	3 - 1	23-25	25-19	25-12	25-21		98-77	1h43m	1,853
6	15 AUG 2004	ITA vs USA	3 - 1	25-21	21-25	25-17	25-23		96-86	1h46m	5,630
9	17 AUG 2004	AUS vs RUS	0 - 3	17-25	24-26	23-25			64-76	1h21m	2,815
10	17 AUG 2004	USA vs NED	3 - 0	26-24	25-20	25-18			76-62	1h21m	3,000
12	17 AUG 2004	BRA vs ITA	3 - 2	25-21	15-25	25-16	21-25	33-31	119-118	2h09m	6,500
13	19 AUG 2004	ITA vs AUS	3 - 0	25-20	25-18	25-21			75-59	1h17m	2,950
14	19 AUG 2004	NED vs BRA	1 - 3	22-25	26-24	21-25	19-25		88-99	1h53m	4,150
18	19 AUG 2004	RUS vs USA	3 - 1	22-25	25-20	25-16	25-23		97-84	1h51m	4,930
19	21 AUG 2004	AUS vs USA	1 - 3	19-25	25-23	13-25	19-25		76-98	1h49m	4,580
20	21 AUG 2004	ITA vs NED	3 - 0	25-19	25-21	25-20			75-60	1h13m	6,200
24	21 AUG 2004	BRA vs RUS	3 - 0	25-19	25-13	25-23			75-55	1h15m	5,400
<b>Latest Matches</b>											
26	23 AUG 2004	RUS vs ITA	3 - 2	25-16	25-22	22-25	23-25	15-13	110-101	2h00m	4,134
27	23 AUG 2004	NED vs AUS	3 - 0	25-22	25-17	25-16			75-55	1h10m	4,120
30	23 AUG 2004	USA vs BRA	3 - 1	25-22	25-23	18-25	25-22		93-92	1h42m	3,150

Statistics of	Average match duration	Average spectators	Total spectators
Preliminary Round	1h40m	4,631	138,949

Pool A											
Rk	Team	Matches				Sets			Points		
		Pts	Tot	W	L	W	L	Ratio	W	L	Ratio
1	SCG	9	5	4	1	12	6	2.000	427	398	1.073
2	GRE	8	5	3	2	12	9	1.333	475	454	1.046
3	ARG	8	5	3	2	12	9	1.333	471	457	1.031
4	POL	8	5	3	2	10	9	1.111	422	419	1.007
5	FRA	7	5	2	3	8	10	0.800	405	394	1.028
6	TUN	5	5	0	5	4	15	0.267	373	451	0.827

Pool B											
Rk	Team	Matches				Sets			Points		
		Pts	Tot	W	L	W	L	Ratio	W	L	Ratio
1	BRA	9	5	4	1	13	7	1.857	483	431	1.121
2	ITA	8	5	3	2	13	7	1.857	465	434	1.071
3	USA	8	5	3	2	11	8	1.375	437	423	1.033
4	RUS	8	5	3	2	11	9	1.222	452	430	1.051
5	NED	7	5	2	3	7	11	0.636	391	419	0.933
6	AUS	5	5	0	5	2	15	0.133	331	422	0.784

Legend:

Rk - Rank Pts - Standings points Tot - Total W - Won L - Lost



P2

## Match Results

Αποτελέσματα Αγώνα / Résultats du match

Match No: 1 Start Time: 09:00 End Time: 10:22 Match Duration: 1h22m Spectators: 2,000

**SCG vs POL**  
**0 3**

Team	Sets	1	2	3	Total
SCG	0	21	17	16	54
POL	3	25	25	25	75
Playing Time		24m	27m	25m	1h16m

First Referee: HOBOR Bela (HUN)

Second Referee: GASPARI Luciano (ITA)

SCG - Serbia & Montenegro						
No	C/L Name	1	2	3	4	5 Pts
2	VASIC Milan			14		
5	MITROVIC Aleksandar	4	4	4		9
6	DJORDJEVIC Vladan			5		
7	MESTER Dula				17	
8	L MIJIC Vasa	L	L	L		
9	C GRBIC Nikola	6	6	6		
10	GRBIC Vladimir	1	1	1		6
12	GERIC Andrija	5	5	5		5
13	VUJEVIC Goran				5	
14	MILJKOVIC Ivan	3	3	3		17
15	ILIC Ivan			9		
17	MARKOVIC Milan	2	2	2		7
<b>Head Coach:</b>		TRAVICA Ljubomir (SCG)				
<b>Assistant Coach:</b>		KOLAKOVIC Igor (SCG)				

POL - Poland						
No	C/L Name	1	2	3	4	5 Pts
1	STELMACH Andrzej	6	1	6		
3	GRUSZKA Piotr	3	4	3		15
5	C ZAGUMNY Pawel					
6	MUREK Dawid	1	2	1		12
8	L IGNACZAK Krzysztof	L	L	L		
11	KADZIEWICZ Lukasz					
12	RYBAK Radoslaw					
13	SWIDERSKI Sebastian	4	5	4		20
14	GABRYCH Piotr					
16	GOLAS Arkadiusz	5	6	5		4
17	BAKIEWICZ Michal	3	3	16		1
18	SZCZERBANIUK Robert	2	3	2		4
<b>Head Coach:</b>		GOSCINIAK Stanislaw (POL)				
<b>Assistant Coach:</b>		PRIELOZNY Igor (POL)				

## TEAM AND PLAYER PERFORMANCES

Won	Total Atts	No	Name	Scoring Skills	Won	Total Atts	No	Name
<b>31</b>	<b>81</b>	<b>Total Team</b>			<b>38</b>	<b>74</b>	<b>Total Team</b>	
12	34	14	MILJKOVIC Ivan	Spike	15	23	13	SWIDERSKI Sebastian
8	16	5	MITROVIC Aleksandar		11	25	3	GRUSZKA Piotr
5	17	10	GRBIC Vladimir		6	12	6	MUREK Dawid
<b>7</b>	<b>43</b>	<b>Total Team</b>		Block	<b>9</b>	<b>42</b>	<b>Total Team</b>	
3	12	12	GERIC Andrija		3	8	13	SWIDERSKI Sebastian
3	7	17	MARKOVIC Milan		3	7	3	GRUSZKA Piotr
1	9	14	MILJKOVIC Ivan	1	11	16	GOLAS Arkadiusz	
<b>6</b>	<b>55</b>	<b>Total Team</b>		Serve	<b>9</b>	<b>74</b>	<b>Total Team</b>	
4	12	14	MILJKOVIC Ivan		5	15	6	MUREK Dawid
1	8	5	MITROVIC Aleksandar		2	15	13	SWIDERSKI Sebastian
1	7	10	GRBIC Vladimir	1	10	3	GRUSZKA Piotr	
<b>10</b>		<b>Total Team</b>		Opp Error	<b>19</b>		<b>Total Team</b>	
<b>54</b>	<b>179</b>	<b>Total Team</b>		Total	<b>75</b>	<b>190</b>	<b>Total Team</b>	
17	55	14	MILJKOVIC Ivan	<b>Best Scorer</b>	20	46	13	SWIDERSKI Sebastian

### Legend:

C - Team Captain n - Starting Line-Up where n=starting position on Court (i.e. positions 1 to 6)  
 nn - Substitute where nn=jersey number of out going player L - Libero Player L - Substitute Libero Pts - Points scored  
 Atts - Attempts Opp - Opponent



P2

## Match Results

Αποτελέσματα Αγώνα / Résultats du match

Match No: 3 Start Time: 14:00 End Time: 15:20 Match Duration: 1h20m Spectators: 2,370

**ARG vs FRA**  
**3 0**

Team	Sets	1	2	3	Total
ARG	3	25	25	25	75
FRA	0	15	23	22	60
Playing Time		21m	28m	25m	1h14m

First Referee: WANG Ning (CHN)

Second Referee: ITO Hiroyuki (JPN)

ARG - Argentina									
No	C/L	Name	1	2	3	4	5	Pts	
1	C	MILINKOVIC Marcos	4	4	4			16	
2		ELGUETA Jorge Alberto	5	5	5			18	
3		PORPORATTO Gustavo	3	3	3			8	
7		GUTIERREZ Diego							
8		FERRARO Hernan	1	1	1				
10		SPAJIC Alejandro	6	6	6			7	
11		BIDEGAIN Jeronimo	8						
12		PERALTA Pablo		8	8				
13		DARRAIDOU Santiago		10					
15		PATTI Leonardo	3	18	18				
17	L	MEANA Pablo							
18		GIANI Gaston	2	2	2			11	
Head Coach:		ARMOA Alberto Fabian (ARG)							
Assistant Coach:		NEJAMKIN Daniel Ruben (ARG)							

FRA - France									
No	C/L	Name	1	2	3	4	5	Pts	
2	L	HENNO Hubert		L	L	L			
3	C	DAQUIN Dominique	6	5	6			12	
7		ANTIGA Stephane	2	1	2			8	
8		CAPET Laurent	14	3					
9		GRANVORKA Frantz	5	4	5			8	
10		MONTMEAT Vincent							
11		de KERGRET Loic	1	14					
14		BARCA CYSIQUE Philippe	4	3	4			15	
15		SAMICA Guillaume							
16		PATIN Mathias	11	6	1				
17		KIEFFER Oliver	3	2	3			6	
18		FRANGOLACCI Sebastien		16					
Head Coach:		BLAIN Philippe (FRA)							
Assistant Coach:		HOAG Glenn (FRA)							

## TEAM AND PLAYER PERFORMANCES

Won	Total Atts	No	Name
<b>47</b>	<b>94</b>	<b>Total Team</b>	
16	31	2	ELGUETA Jorge Alberto
14	26	1	MILINKOVIC Marcos
7	14	18	GIANI Gaston
<b>11</b>	<b>56</b>	<b>Total Team</b>	
4	13	18	GIANI Gaston
3	14	3	PORPORATTO Gustavo
2	13	10	SPAJIC Alejandro
<b>2</b>	<b>74</b>	<b>Total Team</b>	
1	13	1	MILINKOVIC Marcos
1	10	2	ELGUETA Jorge Alberto
<b>15</b>		<b>Total Team</b>	
<b>75</b>	<b>224</b>	<b>Total Team</b>	
18	49	2	ELGUETA Jorge Alberto

Scoring Skills
<b>Spike</b>
<b>Block</b>
<b>Serve</b>
<b>Opp Error</b>
<b>Total</b>
<b>Best Scorer</b>

Won	Total Atts	No	Name
<b>43</b>	<b>106</b>	<b>Total Team</b>	
13	24	14	BARCA CYSIQUE Philippe
11	17	3	DAQUIN Dominique
8	23	9	GRANVORKA Frantz
<b>3</b>	<b>36</b>	<b>Total Team</b>	
2	11	17	KIEFFER Oliver
1	10	3	DAQUIN Dominique
<b>3</b>	<b>61</b>	<b>Total Team</b>	
2	11	14	BARCA CYSIQUE Philippe
1	12	7	ANTIGA Stephane
<b>11</b>		<b>Total Team</b>	
<b>60</b>	<b>203</b>	<b>Total Team</b>	
15	39	14	BARCA CYSIQUE Philippe

### Legend:

C - Team Captain n - Starting Line-Up where n=starting position on Court (i.e. positions 1 to 6)  
 nn - Substitute where nn=jersey number of out going player L - Libero Player L - Substitute Libero Pts - Points scored  
 Atts - Attempts Opp - Opponent



**P2**

**Match Results**

Αποτελέσματα Αγώνα / Résultats du match

**Match No: 5 Start Time: 19:30 End Time: 20:40 Match Duration: 1h10m Spectators: 8,200**

**TUN vs GRE**  
**0 3**

Team	Sets	1	2	3	Total
<b>TUN</b>	<b>0</b>	20	14	17	51
<b>GRE</b>	<b>3</b>	25	25	25	75
<b>Playing Time</b>		22m	21m	21m	1h04m

**First Referee:** DELLAQUA Valdir (BRA)

**Second Referee:** NAVA Fernando (MEX)

<b>TUN - Tunisia</b>								
No	C/L	Name	1	2	3	4	5	Pts
2		TRABELSI Mohamed						
3		GARA Mahdi						
4		BEN ABBES Walid						11
5		SELLAMI Samir						
7		GHEZAL Chaker		5	5	4		3
9		BELAID Khaled		4	4	3		9
11		FEHRI Marouane		3	3	2		7
13		HFAIEDH Noureddine		1	1	6		10
14	L	BERRIRI Mehrez		L	L	L		
15	C	GUIDARA Ghazi		6	6	5		2
17		CHEKILI Mohamed Salim						
18		KARAMOSLY Hosni		2	2	1		3
<b>Head Coach:</b>		GIACOBBE Antonio (TUN)						
<b>Assistant Coach:</b>		BEN YOUNES Noureddine (TUN)						

<b>GRE - Greece</b>								
No	C/L	Name	1	2	3	4	5	Pts
1		CHRISTOFIDELIS Konstantinos						18
2	C	GKIOURDAS Marios		4	5	4		15
3		CHATZIANTONIOU Theodoros		2	3	2		5
6		KOURNETAS Vasileios		3	4	3		2
7	L	STEFANOU Georgios		L	L	L		
10		TSAKIROPOULOS Antonios		5	6	5		9
11		ROUMELIOTIS Nikolaos						3
14		PANTALEON Sotirios						6
15		LAPPAS Ilias						2
16		KRAVARIK Antrej		6	1	6		13
17		PROUSALIS Konstantinos						
18		BAEV Tontor-Zlatko		1	2	1		14
<b>Head Coach:</b>		PROSALIKAS Stylianos (GRE)						
<b>Assistant Coach:</b>		TRIANAFYLLIDIS Michail (GRE)						

**TEAM AND PLAYER PERFORMANCES**

Won	Total Atts	No	Name
<b>25</b>	<b>71</b>	<b>Total Team</b>	
9	19	13	HFAIEDH Noureddine
8	21	9	BELAID Khaled
5	12	11	FEHRI Marouane
<b>4</b>	<b>28</b>	<b>Total Team</b>	
1	6	15	GUIDARA Ghazi
1	5	7	GHEZAL Chaker
1	5	18	KARAMOSLY Hosni
<b>5</b>	<b>53</b>	<b>Total Team</b>	
2	13	11	FEHRI Marouane
1	10	18	KARAMOSLY Hosni
1	9	15	GUIDARA Ghazi
<b>17</b>		<b>Total Team</b>	
<b>51</b>	<b>152</b>	<b>Total Team</b>	
10	30	13	HFAIEDH Noureddine

Scoring Skills
<b>Spike</b>
<b>Block</b>
<b>Serve</b>
<b>Opp Error</b>
<b>Total</b>

Won	Total Atts	No	Name
<b>37</b>	<b>64</b>	<b>Total Team</b>	
11	20	16	KRAVARIK Antrej
9	16	2	GKIOURDAS Marios
8	13	18	BAEV Tontor-Zlatko
<b>12</b>	<b>33</b>	<b>Total Team</b>	
4	7	10	TSAKIROPOULOS Antonios
3	7	2	GKIOURDAS Marios
2	6	3	CHATZIANTONIOU Theodoros
<b>10</b>	<b>73</b>	<b>Total Team</b>	
5	14	18	BAEV Tontor-Zlatko
3	15	2	GKIOURDAS Marios
2	16	6	KOURNETAS Vasileios
<b>16</b>		<b>Total Team</b>	
<b>75</b>	<b>170</b>	<b>Total Team</b>	
15	38	2	GKIOURDAS Marios

**Legend:**

**C** - Team Captain **n** - Starting Line-Up where n=starting position on Court (i.e. positions 1 to 6)  
**nn** - Substitute where nn=jersey number of out going player **L** - Libero Player **L** - Substitute Libero **Pts** - Points scored  
**Atts** - Attempts **Opp** - Opponent



**P2**

**Match Results**

Αποτελέσματα Αγώνα / Résultats du match

**Match No: 7 Start Time: 09:00 End Time: 10:59 Match Duration: 1h59m Spectators: 888**

**TUN vs ARG**  
**2 3**

Team	Sets	1	2	3	4	5	Total
<b>TUN</b>	<b>2</b>	20	25	16	25	10	96
<b>ARG</b>	<b>3</b>	25	23	25	22	15	110
<b>Playing Time</b>		22m	24m	21m	26m	14m	1h47m

**First Referee:** AL NAAMA Ibrahim (QAT)

**Second Referee:** DIETRICH Ryszard (POL)

<b>TUN - Tunisia</b>							
No	C/L Name	1	2	3	4	5	Pts
2	TRABELSI Mohamed			18	18		1
3	GARA Mahdi						
4	BEN ABBES Walid						
5	SELLAMI Samir						
7	GHEZAL Chaker	3	3	3	3	3	9
9	BELAID Khaled	2	2	2	2	2	11
11	FEHRI Marouane	1	1	1	1	1	19
13	HFAIEDH Noureddine	5	5	5	5	5	20
14	L BERRIRI Mehrez	L	L	L	L	L	
15	C GUIDARA Ghazi	4	4	4	4	4	4
17	CHEKILI Mohamed Salim						
18	KARAMOSLY Hosni	6	6	6	6	6	10
<b>Head Coach:</b> GIACOBBE Antonio (TUN)							
<b>Assistant Coach:</b> BEN YOUNES Noureddine (TUN)							

<b>ARG - Argentina</b>							
No	C/L Name	1	2	3	4	5	Pts
1	C MILINKOVIC Marcos	4	4	4	4	4	22
2	ELGUETA Jorge Alberto	5	5	5	5	5	29
3	PORPORATTO Gustavo	3	3	3	3		8
7	GUTIERREZ Diego						
8	FERRARO Hernan	1	1	1	1	1	
10	SPAJIC Alejandro	6	6	6	6	6	15
11	BIDEGAIN Jeronimo	8	8	8			
12	PERALTA Pablo				3	3	5
13	DARRAIDOU Santiago			10			
15	PATTI Leonardo	18	18	18	18	2	1
17	L MEANA Pablo	L	L	L	L	L	
18	GIANI Gaston	2	2	2	2		8
<b>Head Coach:</b> ARMOA Alberto Fabian (ARG)							
<b>Assistant Coach:</b> NEJAMKIN Daniel Ruben (ARG)							

**TEAM AND PLAYER PERFORMANCES**

Won	Total Atts	No	Name
<b>68</b>	<b>144</b>	<b>Total Team</b>	
19	50	13	HFAIEDH Noureddine
18	33	11	FEHRI Marouane
11	22	9	BELAID Khaled
<b>5</b>	<b>49</b>	<b>Total Team</b>	
3	13	7	GHEZAL Chaker
1	9	18	KARAMOSLY Hosni
1	7	13	HFAIEDH Noureddine
<b>1</b>	<b>97</b>	<b>Total Team</b>	
1	19	11	FEHRI Marouane
<b>22</b>		<b>Total Team</b>	
<b>96</b>	<b>290</b>	<b>Total Team</b>	
20	70	13	HFAIEDH Noureddine

Scoring Skills
<b>Spike</b>
<b>Block</b>
<b>Serve</b>
<b>Opp Error</b>
<b>Total</b>
<b>Best Scorer</b>

Won	Total Atts	No	Name
<b>64</b>	<b>122</b>	<b>Total Team</b>	
24	35	2	ELGUETA Jorge Alberto
14	33	1	MILINKOVIC Marcos
13	23	10	SPAJIC Alejandro
<b>19</b>	<b>77</b>	<b>Total Team</b>	
6	20	1	MILINKOVIC Marcos
5	17	2	ELGUETA Jorge Alberto
3	13	3	PORPORATTO Gustavo
<b>5</b>	<b>109</b>	<b>Total Team</b>	
2	21	18	GIANI Gaston
2	18	1	MILINKOVIC Marcos
1	18	3	PORPORATTO Gustavo
<b>22</b>		<b>Total Team</b>	
<b>110</b>	<b>308</b>	<b>Total Team</b>	
29	64	2	ELGUETA Jorge Alberto

**Legend:**

**C** - Team Captain **n** - Starting Line-Up where n=starting position on Court (i.e. positions 1 to 6)  
**nn** - Substitute where nn=jersey number of out going player **L** - Libero Player **L** - Substitute Libero **Pts** - Points scored  
**Atts** - Attempts **Opp** - Opponent





P2

## Match Results

Αποτελέσματα Αγώνα / Résultats du match

Match No: 8 Start Time: 11:25 End Time: 12:55 Match Duration: 1h30m Spectators: 1,000

**FRA vs SCG**  
**0 3**

Team	Sets	1	2	3	Total
FRA	0	21	28	22	71
SCG	3	25	30	25	80
Playing Time		26m	33m	25m	1h24m

First Referee: LEUTHAEUSSER Frank (GER)

Second Referee: HOBOR Bela (HUN)

FRA - France								
No	C/L	Name	1	2	3	4	5	Pts
2	L	HENNO Hubert		L	L	L		
3	C	DAQUIN Dominique	6	6	5			4
7		ANTIGA Stephane	2	2	1			7
8		CAPET Laurent		14				2
9		GRANVORKA Frantz	5	5	4			12
10		MONTMEAT Vincent		17	2			3
11		de KERGRET Loic	1	1	6			1
14		BARCA CYSIQUE Philippe	4	4	3			7
15		SAMICA Guillaume		3	9			8
16		PATIN Mathias	3		11			
17		KIEFFER Oliver	3	3				1
18		FRANGOLACCI Sebastien	11		14			1
Head Coach:		BLAIN Philippe (FRA)						
Assistant Coach:		HOAG Glenn (FRA)						

SCG - Serbia & Montenegro								
No	C/L	Name	1	2	3	4	5	Pts
2		VASIC Milan						
5		MITROVIC Aleksandar						
6		DJORDJEVIC Vladan		7	7	7		
7		MESTER Dula	1	6	1			5
8	L	MIJIC Vasa		L	L	L		
9	C	GRBIC Nikola	5	4	5			3
10		GRBIC Vladimir	3	2	3			10
12		GERIC Andrija	4	3	4			12
13		VUJEVIC Goran	6	5	6			9
14		MILJKOVIC Ivan	2	1	2			23
15		ILIC Ivan						
17		MARKOVIC Milan			13			
Head Coach:		TRAVICA Ljubomir (SCG)						
Assistant Coach:		KOLAKOVIC Igor (SCG)						

## TEAM AND PLAYER PERFORMANCES

Won	Total Atts	No	Name	Scoring Skills	Won	Total Atts	No	Name
<b>39</b>	<b>100</b>	<b>Total Team</b>			<b>48</b>	<b>101</b>	<b>Total Team</b>	
10	20	9	GRANVORKA Frantz	Spike	21	39	14	MILJKOVIC Ivan
6	24	14	BARCA CYSIQUE Philippe		8	21	10	GRBIC Vladimir
6	15	7	ANTIGA Stephane		7	9	12	GERIC Andrija
<b>4</b>	<b>52</b>	<b>Total Team</b>		Block	<b>11</b>	<b>64</b>	<b>Total Team</b>	
1	17	3	DAQUIN Dominique		5	18	12	GERIC Andrija
1	11	9	GRANVORKA Frantz		2	14	13	VUJEVIC Goran
1	3	7	ANTIGA Stephane	2	9	7	MESTER Dula	
<b>3</b>	<b>73</b>	<b>Total Team</b>		Serve	<b>3</b>	<b>78</b>	<b>Total Team</b>	
1	11	9	GRANVORKA Frantz		1	16	10	GRBIC Vladimir
1	8	14	BARCA CYSIQUE Philippe		1	16	14	MILJKOVIC Ivan
1	5	15	SAMICA Guillaume	1	10	13	VUJEVIC Goran	
<b>25</b>		<b>Total Team</b>		Opp Error	<b>18</b>		<b>Total Team</b>	
<b>71</b>	<b>225</b>	<b>Total Team</b>		Total	<b>80</b>	<b>243</b>	<b>Total Team</b>	
12	42	9	GRANVORKA Frantz	Best Scorer	23	63	14	MILJKOVIC Ivan

### Legend:

C - Team Captain n - Starting Line-Up where n=starting position on Court (i.e. positions 1 to 6)  
 nn - Substitute where nn=jersey number of out going player L - Libero Player L - Substitute Libero Pts - Points scored  
 Atts - Attempts Opp - Opponent



P2

## Match Results

Αποτελέσματα Αγώνα / Résultats du match

Match No: 11 Start Time: 19:30 End Time: 21:18 Match Duration: 1h48m Spectators: 8,600

**GRE vs POL**  
**3 1**

Team	Sets	1	2	3	4	Total
GRE	3	21	25	25	25	96
POL	1	25	18	21	20	84
Playing Time		25m	23m	26m	25m	1h39m

First Referee: GASPARI Luciano (ITA)

Second Referee: SALONEN Jarmo (FIN)

GRE - Greece						
No	C/L Name	1	2	3	4	5 Pts
1	CHRISTOFIDELIS Konstantinos	2				1
2	C GKIOURDAS Marios	2	1	2	1	7
3	CHATZIANTONIOU Theodoros	6	5	6	5	13
6	KOURNETAS Vasileios	1	6	1	6	2
7	L STEFANOU Georgios	L	L	L	L	
10	TSAKIROPOULOS Antonios	3	2	3	2	8
11	ROUMELIOTIS Nikolaos				3	
14	PANTALEON Sotirios	6		6		
15	LAPPAS Ilias					
16	KRAVARIK Antrej	4	3	4	3	25
17	PROUSALIS Konstantinos					
18	BAEV Tontor-Zlatko	5	4	5	4	14
Head Coach:		PROSALIKAS Stylianos (GRE)				
Assistant Coach:		TRIANAFYLLIDIS Michail (GRE)				

POL - Poland						
No	C/L Name	1	2	3	4	5 Pts
1	STELMACH Andrzej	6	1	6	5	1
3	GRUSZKA Piotr	3	4	3	1	16
5	C ZAGUMNY Pawel	3	1	4		1
6	MUREK Dawid	1	2	1	5	15
8	L IGNACZAK Krzysztof	L	L	L	L	
11	KADZIEWICZ Lukasz			16		
12	RYBAK Radoslaw		1			4
13	SWIDERSKI Sebastian	4	5			6
14	GABRYCH Piotr		13	4	2	5
16	GOLAS Arkadiusz	5	6	5	3	7
17	BAKIEWICZ Michal		6			
18	SZCZARBANIUK Robert	2	3	2	6	7
Head Coach:		GOSCINIAK Stanislaw (POL)				
Assistant Coach:		PRIEZOZNY Igor (POL)				

## TEAM AND PLAYER PERFORMANCES

Won	Total Atts	No	Name	Scoring Skills	Won	Total Atts	No	Name
<b>54</b>	<b>97</b>	<b>Total Team</b>		<b>Spike</b>	<b>53</b>	<b>108</b>	<b>Total Team</b>	
21	35	16	KRAVARIK Antrej		16	29	3	GRUSZKA Piotr
12	23	18	BAEV Tontor-Zlatko		11	24	6	MUREK Dawid
8	10	3	CHATZIANTONIOU Theodoros	6	11	16	GOLAS Arkadiusz	
<b>12</b>	<b>55</b>	<b>Total Team</b>		<b>Block</b>	<b>5</b>	<b>44</b>	<b>Total Team</b>	
5	10	3	CHATZIANTONIOU Theodoros		2	8	6	MUREK Dawid
2	15	10	TSAKIROPOULOS Antonios		1	4	13	SWIDERSKI Sebastian
2	11	18	BAEV Tontor-Zlatko	1	3	1	STELMACH Andrzej	
<b>4</b>	<b>95</b>	<b>Total Team</b>		<b>Serve</b>	<b>4</b>	<b>85</b>	<b>Total Team</b>	
3	15	16	KRAVARIK Antrej		2	17	6	MUREK Dawid
1	17	2	GKIOURDAS Marios		1	15	18	SZCZARBANIUK Robert
					1	11	16	GOLAS Arkadiusz
<b>26</b>		<b>Total Team</b>		<b>Opp Error</b>	<b>22</b>		<b>Total Team</b>	
<b>96</b>	<b>247</b>	<b>Total Team</b>		<b>Total</b>	<b>84</b>	<b>237</b>	<b>Total Team</b>	
25	56	16	KRAVARIK Antrej	<b>Best Scorer</b>	16	43	3	GRUSZKA Piotr

### Legend:

C - Team Captain n - Starting Line-Up where n=starting position on Court (i.e. positions 1 to 6)  
nn - Substitute where nn=jersey number of out going player L - Libero Player L - Substitute Libero Pts - Points scored  
Atts - Attempts Opp - Opponent



P2

## Match Results

Αποτελέσματα Αγώνα / Résultats du match

Match No: 15 Start Time: 14:00 End Time: 15:19 Match Duration: 1h19m Spectators: 5,230

**POL vs FRA**  
**0 3**

Team	Sets	1	2	3	Total
<b>POL</b>	<b>0</b>	15	18	17	50
<b>FRA</b>	<b>3</b>	25	25	25	75
<b>Playing Time</b>		24m	25m	24m	1h13m

First Referee: SALONEN Jarmo (FIN)

Second Referee: GASPARI Luciano (ITA)

POL - Poland									
No	C/L	Name	1	2	3	4	5	Pts	
1		STELMACH Andrzej	6	1	6				
3		GRUSZKA Piotr	3	4	3			17	
5	C	ZAGUMNY Pawel	1						
6		MUREK Dawid	1	2	1			9	
8	L	IGNACZAK Krzysztof	L	L	L				
11		KADZIEWICZ Lukasz		18	2			3	
12		RYBAK Radoslaw	3						
13		SWIDERSKI Sebastian							
14		GABRYCH Piotr	4	5	4			3	
16		GOLAS Arkadiusz	5	6	5			2	
17		BAKIEWICZ Michal	14	14	11			1	
18		SZCZERBANIUK Robert	2	3					
<b>Head Coach:</b>		GOSCINIAK Stanislaw (POL)							
<b>Assistant Coach:</b>		PRIELOZNY Igor (POL)							

FRA - France									
No	C/L	Name	1	2	3	4	5	Pts	
2	L	HENNO Hubert	L	L	L				
3	C	DAQUIN Dominique	5	5	5			8	
7		ANTIGA Stephane	1	1	1			7	
8		CAPET Laurent							
9		GRANVORKA Frantz	4	4	4			15	
10		MONTMEAT Vincent	2	2	2			6	
11		de KERGRET Loic							
14		BARCA CYSIQUE Philippe	3	3	3			14	
15		SAMICA Guillaume	3						
16		PATIN Mathias	6	6	6			1	
17		KIEFFER Oliver	14		16				
18		FRANGOLACCI Sebastien	16	16				1	
<b>Head Coach:</b>		BLAIN Philippe (FRA)							
<b>Assistant Coach:</b>		HOAG Glenn (FRA)							

## TEAM AND PLAYER PERFORMANCES

Won	Total Atts	No	Name	Scoring Skills	Won	Total Atts	No	Name	
<b>29</b>	<b>79</b>	<b>Total Team</b>		<b>Spike</b>	<b>47</b>	<b>85</b>	<b>Total Team</b>		
15	35	3	GRUSZKA Piotr		15	24	9	GRANVORKA Frantz	
9	18	6	MUREK Dawid		13	29	14	BARCA CYSIQUE Philippe	
3	10	14	GABRYCH Piotr	<b>Block</b>	7	14	3	DAQUIN Dominique	
<b>4</b>	<b>45</b>	<b>Total Team</b>			<b>3</b>	<b>35</b>	<b>Total Team</b>		
2	10	16	GOLAS Arkadiusz		1	8	3	DAQUIN Dominique	
1	7	3	GRUSZKA Piotr	<b>Serve</b>	1	4	16	PATIN Mathias	
1	4	11	KADZIEWICZ Lukasz		1	3	14	BARCA CYSIQUE Philippe	
<b>2</b>	<b>52</b>	<b>Total Team</b>			<b>2</b>	<b>73</b>	<b>Total Team</b>		
1	9	3	GRUSZKA Piotr	<b>Opp Error</b>	2	19	7	ANTIGA Stephane	
1	4	17	BAKIEWICZ Michal		<b>Total</b>	<b>23</b>		<b>Total Team</b>	
<b>15</b>		<b>Total Team</b>				<b>75</b>	<b>193</b>	<b>Total Team</b>	
<b>50</b>	<b>176</b>	<b>Total Team</b>		<b>Best Scorer</b>		15	44	9	GRANVORKA Frantz
17	51	3	GRUSZKA Piotr						

### Legend:

**C** - Team Captain **n** - Starting Line-Up where n=starting position on Court (i.e. positions 1 to 6)  
**nn** - Substitute where nn=jersey number of out going player **L** - Libero Player **L** - Substitute Libero **Pts** - Points scored  
**Atts** - Attempts **Opp** - Opponent



P2

## Match Results

Αποτελέσματα Αγώνα / Résultats du match

Match No: 16 Start Time: 16:00 End Time: 17:10 Match Duration: 1h10m Spectators: 3,430

**SCG vs TUN**  
**3 0**

Team	Sets	1	2	3	Total
SCG	3	25	25	25	75
TUN	0	16	18	21	55
Playing Time		21m	21m	22m	1h04m

First Referee: AL KHELAIIFI Abdullah (KSA)

Second Referee: DELLAQUA Valdir (BRA)

SCG - Serbia & Montenegro						
No	C/L Name	1	2	3	4	5 Pts
2	VASIC Milan			14		1
5	MITROVIC Aleksandar		10	4		6
6	DJORDJEVIC Vladan	10		7		
7	MESTER Dula	2	2	2		5
8	L MIJIC Vasa	L	L	L		
9	C GRBIC Nikola	6	6	6		3
10	GRBIC Vladimir	4	4			10
12	GERIC Andrija	5	5	5		13
13	VUJEVIC Goran	1	1	1		7
14	MILJKOVIC Ivan	3	3	3		12
15	ILIC Ivan			9		
17	MARKOVIC Milan					
Head Coach:		TRAVICA Ljubomir (SCG)				
Assistant Coach:		KOLAKOVIC Igor (SCG)				

TUN - Tunisia						
No	C/L Name	1	2	3	4	5 Pts
2	TRABELSI Mohamed					
3	GARA Mahdi		9	9		3
4	BEN ABBES Walid			18		
5	SELLAMI Samir					
7	GHEZAL Chaker	5	3	3		6
9	BELAID Khaled	4	2	2		3
11	FEHRI Marouane	3	1	1		11
13	HFAIEDH Noureddine	1	5	5		6
14	L BERRIRI Mehrez	L	L	L		
15	C GUIDARA Ghazi	6	4	4		2
17	CHEKILI Mohamed Salim					
18	KARAMOSLY Hosni	2	6	6		6
Head Coach:		GIACOBBE Antonio (TUN)				
Assistant Coach:		BEN YOUNES Noureddine (TUN)				

## TEAM AND PLAYER PERFORMANCES

Won	Total Atts	No	Name	Scoring Skills	Won	Total Atts	No	Name
<b>36</b>	<b>68</b>	<b>Total Team</b>		Spike	<b>31</b>	<b>80</b>	<b>Total Team</b>	
8	17	14	MILJKOVIC Ivan		10	17	11	FEHRI Marouane
7	12	13	VUJEVIC Goran		6	22	13	HFAIEDH Noureddine
7	9	12	GERIC Andrija	5	10	7	GHEZAL Chaker	
<b>15</b>	<b>54</b>	<b>Total Team</b>		Block	<b>3</b>	<b>30</b>	<b>Total Team</b>	
5	12	10	GRBIC Vladimir		1	9	18	KARAMOSLY Hosni
5	8	12	GERIC Andrija		1	8	7	GHEZAL Chaker
2	9	9	GRBIC Nikola	1	6	15	GUIDARA Ghazi	
<b>6</b>	<b>73</b>	<b>Total Team</b>		Serve	<b>3</b>	<b>57</b>	<b>Total Team</b>	
3	20	14	MILJKOVIC Ivan		2	9	18	KARAMOSLY Hosni
1	18	7	MESTER Dula		1	11	11	FEHRI Marouane
1	10	12	GERIC Andrija					
<b>18</b>		<b>Total Team</b>		Opp Error	<b>18</b>		<b>Total Team</b>	
<b>75</b>	<b>195</b>	<b>Total Team</b>		Total	<b>55</b>	<b>167</b>	<b>Total Team</b>	
13	27	12	GERIC Andrija	Best Scorer	11	31	11	FEHRI Marouane

### Legend:

C - Team Captain n - Starting Line-Up where n=starting position on Court (i.e. positions 1 to 6)  
 nn - Substitute where nn=jersey number of out going player L - Libero Player L - Substitute Libero Pts - Points scored  
 Atts - Attempts Opp - Opponent



P2

## Match Results

Αποτελέσματα Αγώνα / Résultats du match

Match No: 17 Start Time: 19:30 End Time: 21:19 Match Duration: 1h49m Spectators: 9,403

**ARG vs GRE**

**3 1**

Team	Sets	1	2	3	4	Total
ARG	3	16	25	25	25	91
GRE	1	25	21	22	22	90
<b>Playing Time</b>		22m	24m	27m	27m	1h40m

First Referee: ABDEL MAGID Mahmoud (EGY)

Second Referee: SALVATORE Patricia A (USA)

ARG - Argentina									
No	C/L	Name	1	2	3	4	5	Pts	
1	C	MILINKOVIC Marcos	3	4	4	4		27	
2		ELGUETA Jorge Alberto	4	5	5	5		17	
3		PORPORATTO Gustavo	2	3	3	3		9	
7		GUTIERREZ Diego							
8		FERRARO Hernan	6	1	1	1			
10		SPAJIC Alejandro	5	6	6	6		8	
11		BIDEGAIN Jeronimo		18	2	2		7	
12		PERALTA Pablo		8		8			
13		DARRAIDOU Santiago					10		
15		PATTI Leonardo	2		3	3			
17	L	MEANA Pablo	L	L	L	L			
18		GIANI Gaston	1	2				4	
<b>Head Coach:</b>		ARMOA Alberto Fabian (ARG)							
<b>Assistant Coach:</b>		NEJAMKIN Daniel Ruben (ARG)							

GRE - Greece									
No	C/L	Name	1	2	3	4	5	Pts	
1		CHRISTOFIDELIS Konstantinos		2	2	1		8	
2	C	GKIOURDAS Marios	1	2	1	18		9	
3		CHATZIANTONIOU Theodoros	5	6	5	5		9	
6		KOURNETAS Vasileios	6	1	6	6		2	
7	L	STEFANOU Georgios	L	L	L	L			
10		TSAKIROPOULOS Antonios	2	3	2	2		10	
11		ROUMELIOTIS Nikolaos		16	16	3		6	
14		PANTALEON Sotirios		6	6	6			
15		LAPPAS Ilias							
16		KRAVARIK Antrej	3	4	3	10		13	
17		PROUSALIS Konstantinos							
18		BAEV Tontor-Zlatko	4	5	4	4		16	
<b>Head Coach:</b>		PROSALIKAS Stylianos (GRE)							
<b>Assistant Coach:</b>		TRIANAFYLLIDIS Michail (GRE)							

## TEAM AND PLAYER PERFORMANCES

Won	Total Atts	No	Name
<b>62</b>	<b>107</b>	<b>Total Team</b>	
22	42	1	MILINKOVIC Marcos
16	26	2	ELGUETA Jorge Alberto
9	15	3	PORPORATTO Gustavo
<b>4</b>	<b>43</b>	<b>Total Team</b>	
3	6	11	BIDEGAIN Jeronimo
1	8	1	MILINKOVIC Marcos
<b>6</b>	<b>90</b>	<b>Total Team</b>	
4	18	1	MILINKOVIC Marcos
1	14	2	ELGUETA Jorge Alberto
1	9	11	BIDEGAIN Jeronimo
<b>19</b>		<b>Total Team</b>	
<b>91</b>	<b>240</b>	<b>Total Team</b>	
27	68	1	MILINKOVIC Marcos

Scoring Skills
<b>Spike</b>
<b>Block</b>
<b>Serve</b>
<b>Opp Error</b>
<b>Total</b>

Won	Total Atts	No	Name
<b>51</b>	<b>92</b>	<b>Total Team</b>	
12	18	18	BAEV Tontor-Zlatko
8	24	16	KRAVARIK Antrej
7	14	2	GKIOURDAS Marios
<b>13</b>	<b>59</b>	<b>Total Team</b>	
5	13	10	TSAKIROPOULOS Antonios
3	19	3	CHATZIANTONIOU Theodoros
2	6	16	KRAVARIK Antrej
<b>9</b>	<b>91</b>	<b>Total Team</b>	
3	13	16	KRAVARIK Antrej
3	12	18	BAEV Tontor-Zlatko
1	16	2	GKIOURDAS Marios
<b>17</b>		<b>Total Team</b>	
<b>90</b>	<b>242</b>	<b>Total Team</b>	
16	37	18	BAEV Tontor-Zlatko

### Legend:

C - Team Captain n - Starting Line-Up where n=starting position on Court (i.e. positions 1 to 6)  
 nn - Substitute where nn=jersey number of out going player L - Libero Player L - Substitute Libero Pts - Points scored  
 Atts - Attempts Opp - Opponent



P2

## Match Results

Αποτελέσματα Αγώνα / Résultats du match

Match No: 21 Start Time: 14:00 End Time: 15:47 Match Duration: 1h47m Spectators: 4,600

**TUN vs POL**  
**1 3**

Team	Sets	1	2	3	4	Total
TUN	1	18	25	19	23	85
POL	3	25	23	25	25	98
Playing Time		21m	25m	25m	27m	1h38m

First Referee: SALVATORE Patricia A (USA)

Second Referee: AL NAAMA Ibrahim (QAT)

TUN - Tunisia						
No	C/L Name	1	2	3	4	5 Pts
2	TRABELSI Mohamed					
3	GARA Mahdi	9				
4	BEN ABBES Walid					
5	SELLAMI Samir					
7	GHEZAL Chaker	5	5	5	5	7
9	BELAID Khaled	4	4	4	4	10
11	FEHRI Marouane	3	3	3	3	19
14	L BERRIRI Mehrez	L	L	L	L	
15	C GUIDARA Ghazi	6	6	6	6	3
17	CHEKILI Mohamed Salim	1	1	1	1	6
18	KARAMOSLY Hosni	2	2	2	2	14
<b>Head Coach:</b> GIACOBBE Antonio (TUN)						
<b>Assistant Coach:</b> BEN YOUNES Noureddine (TUN)						

POL - Poland						
No	C/L Name	1	2	3	4	5 Pts
1	STELMACH Andrzej	1	6	1	6	2
3	GRUSZKA Piotr	4	3	4	3	14
5	C ZAGUMNY Pawel			3	3	
6	MUREK Dawid	2	1	2	1	12
8	L IGNACZAK Krzysztof	L	L	L	L	
11	KADZIEWICZ Lukasz	18				1
12	RYBAK Radoslaw			1	1	1
13	SWIDERSKI Sebastian					
14	GABRYCH Piotr			3		
16	GOLAS Arkadiusz	6	5	6	5	11
17	BAKIEWICZ Michal	5	4	5	4	18
18	SZCZERBANIUK Robert	3	2	3	2	8
<b>Head Coach:</b> GOSCINIAK Stanislaw (POL)						
<b>Assistant Coach:</b> PRIEZOZNY Igor (POL)						

## TEAM AND PLAYER PERFORMANCES

Won	Total Atts	No	Name
<b>52</b>	<b>126</b>	<b>Total Team</b>	
17	41	11	FEHRI Marouane
12	22	18	KARAMOSLY Hosni
9	29	9	BELAID Khaled
<b>5</b>	<b>57</b>	<b>Total Team</b>	
1	11	11	FEHRI Marouane
1	11	18	KARAMOSLY Hosni
1	9	7	GHEZAL Chaker
<b>2</b>	<b>86</b>	<b>Total Team</b>	
1	15	11	FEHRI Marouane
1	12	18	KARAMOSLY Hosni
<b>26</b>		<b>Total Team</b>	
<b>85</b>	<b>269</b>	<b>Total Team</b>	
19	67	11	FEHRI Marouane

Scoring Skills
<b>Spike</b>
<b>Block</b>
<b>Serve</b>
<b>Opp Error</b>
<b>Total</b>
<b>Best Scorer</b>

Won	Total Atts	No	Name
<b>56</b>	<b>118</b>	<b>Total Team</b>	
16	24	17	BAKIEWICZ Michal
14	42	3	GRUSZKA Piotr
12	29	6	MUREK Dawid
<b>9</b>	<b>60</b>	<b>Total Team</b>	
4	15	18	SZCZERBANIUK Robert
2	14	16	GOLAS Arkadiusz
2	7	1	STELMACH Andrzej
<b>2</b>	<b>97</b>	<b>Total Team</b>	
2	18	17	BAKIEWICZ Michal
<b>31</b>		<b>Total Team</b>	
<b>98</b>	<b>275</b>	<b>Total Team</b>	
18	48	17	BAKIEWICZ Michal

### Legend:

C - Team Captain **n** - Starting Line-Up where n=starting position on Court (i.e. positions 1 to 6)  
**nn** - Substitute where nn=jersey number of out going player L - Libero Player **L** - Substitute Libero **Pts** - Points scored  
**Atts** - Attempts **Opp** - Opponent



P2

## Match Results

Αποτελέσματα Αγώνα / Résultats du match

Match No: 22 Start Time: 16:10 End Time: 17:53 Match Duration: 1h43m Spectators: 4,826

**ARG vs SCG**  
**1 3**

Team	Sets	1	2	3	4	Total
ARG	1	25	17	21	23	86
SCG	3	21	25	25	25	96
<b>Playing Time</b>		21m	22m	23m	28m	1h34m

First Referee: NAVA Fernando (MEX)

Second Referee: WANG Ning (CHN)

ARG - Argentina									
No	C/L	Name	1	2	3	4	5	Pts	
1	C	MILINKOVIC Marcos	4	4	4	4		13	
2		ELGUETA Jorge Alberto	5	5	5	5		17	
3		PORPORATTO Gustavo	3	3	3	3		6	
7		GUTIERREZ Diego							
8		FERRARO Hernan	1	1	1	1		1	
10		SPAJIC Alejandro	6	6	6	6		9	
11		BIDEGAIN Jeronimo					18	2	
12		PERALTA Pablo	8	8		8			
13		DARRAIDOU Santiago			10				
15		PATTI Leonardo		3		3			
17	L	MEANA Pablo	L	L	L	L			
18		GIANI Gaston	2	2	2	2		6	
<b>Head Coach:</b>		ARMOA Alberto Fabian (ARG)							
<b>Assistant Coach:</b>		NEJAMKIN Daniel Ruben (ARG)							

SCG - Serbia & Montenegro									
No	C/L	Name	1	2	3	4	5	Pts	
2		VASIC Milan	3	3	4	3		15	
5		MITROVIC Aleksandar							
6		DJORDJEVIC Vladan	10	17	2	10		2	
7		MESTER Dula	2					1	
8	L	MIJIC Vasa	L	L	L	L			
9	C	GRBIC Nikola	6	6	1	6		7	
10		GRBIC Vladimir	4	4	5	4		17	
12		GERIC Andrija	5	5	6	5		7	
13		VUJEVIC Goran	1	1	2	1		17	
15		ILIC Ivan							
17		MARKOVIC Milan	7	2	3	2		8	
<b>Head Coach:</b>		TRAVICA Ljubomir (SCG)							
<b>Assistant Coach:</b>		KOLAKOVIC Igor (SCG)							

## TEAM AND PLAYER PERFORMANCES

Won	Total Atts	No	Name	Scoring Skills	Won	Total Atts	No	Name
<b>45</b>	<b>95</b>	<b>Total Team</b>		<b>Spike</b>	<b>56</b>	<b>108</b>	<b>Total Team</b>	
13	34	1	MILINKOVIC Marcos		14	27	10	GRBIC Vladimir
12	25	2	ELGUETA Jorge Alberto		13	30	2	VASIC Milan
7	10	10	SPAJIC Alejandro	13	27	13	VUJEVIC Goran	<b>Block</b>
<b>7</b>	<b>52</b>	<b>Total Team</b>		<b>8</b>	<b>44</b>	<b>Total Team</b>		
4	12	2	ELGUETA Jorge Alberto	3	11	10	GRBIC Vladimir	
2	9	10	SPAJIC Alejandro	2	8	2	VASIC Milan	<b>Serve</b>
1	15	3	PORPORATTO Gustavo	1	9	17	MARKOVIC Milan	
<b>2</b>	<b>87</b>	<b>Total Team</b>		<b>10</b>	<b>95</b>	<b>Total Team</b>		
1	15	2	ELGUETA Jorge Alberto	4	20	13	VUJEVIC Goran	<b>Opp Error</b>
1	13	3	PORPORATTO Gustavo	2	14	9	GRBIC Nikola	
				2	6	6	DJORDJEVIC Vladan	
<b>32</b>		<b>Total Team</b>		<b>22</b>		<b>Total Team</b>		<b>Total</b>
<b>86</b>	<b>234</b>	<b>Total Team</b>		<b>96</b>	<b>247</b>	<b>Total Team</b>		
17	52	2	ELGUETA Jorge Alberto	<b>Best Scorer</b>	17	50	13	

### Legend:

C - Team Captain n - Starting Line-Up where n=starting position on Court (i.e. positions 1 to 6)  
 nn - Substitute where nn=jersey number of out going player L - Libero Player L - Substitute Libero Pts - Points scored  
 Atts - Attempts Opp - Opponent



**P2**

**Match Results**

Αποτελέσματα Αγώνα / Résultats du match

**Match No: 23 Start Time: 19:30 End Time: 21:49 Match Duration: 2h19m Spectators: 9,360**

**GRE vs FRA**  
**3 2**

Team	Sets	1	2	3	4	5	Total
<b>GRE</b>	<b>3</b>	25	14	26	23	15	103
<b>FRA</b>	<b>2</b>	22	25	24	25	10	106
<b>Playing Time</b>		28m	23m	29m	31m	16m	2h07m

**First Referee:** SOKULLU Umit (TUR) **Second Referee:** LEUTHAEUSSER Frank (GER)

GRE - Greece		1	2	3	4	5	Pts
No	C/L Name						
1	CHRISTOFIDELIS Konstantinos			2	1	5	10
2	C GKIOURDAS Marios	6	5	2			14
3	CHATZIANTONIOU Theodoros	4	3	6	5		5
6	KOURNETAS Vasileios	5	4	1	6	4	4
7	L STEFANOU Georgios	L	L	L	L	L	
10	TSAKIROPOULOS Antonios	1	6	3	3	6	6
11	ROUMELIOTIS Nikolaos		3		6		
14	PANTALEON Sotirios	6	3	10	2	3	7
15	LAPPAS Ilias						
16	KRAVARIK Antrej	2	1	4	3	1	27
17	PROUSALIS Konstantinos			6			
18	BAEV Tontor-Zlatko	3	2	5	4	2	19
<b>Head Coach:</b> PROSALIKAS Stylianos (GRE)							
<b>Assistant Coach:</b> TRIANTAFYLLIDIS Michail (GRE)							

FRA - France		1	2	3	4	5	Pts
No	C/L Name						
2	L HENNO Hubert	L	L	L	L	L	
3	C DAQUIN Dominique	2	3	16	16	16	3
7	ANTIGA Stephane	4	5	2	1	1	16
8	CAPET Laurent						
9	GRANVORKA Frantz	1	2	5	4	4	15
10	MONTMEAT Vincent	5	6	3	2	2	3
11	de KERGRET Loic						
14	BARCA CYSIQUE Philippe	6	1	4	3	3	19
15	SAMICA Guillaume	3		10	9	9	3
16	PATIN Mathias	3	4	1	6	6	1
17	KIEFFER Oliver	16	3	6	5	5	8
18	FRANGOLACCI Sebastien	9			14	14	1
<b>Head Coach:</b> BLAIN Philippe (FRA)							
<b>Assistant Coach:</b> HOAG Glenn (FRA)							

**TEAM AND PLAYER PERFORMANCES**

Won	Total Atts	No	Name
<b>59</b>	<b>135</b>	<b>Total Team</b>	
23	45	16	KRAVARIK Antrej
15	31	18	BAEV Tontor-Zlatko
8	21	1	CHRISTOFIDELIS Konstantinos
<b>18</b>	<b>84</b>	<b>Total Team</b>	
4	11	14	PANTALEON Sotirios
3	19	10	TSAKIROPOULOS Antonios
3	14	6	KOURNETAS Vasileios
<b>5</b>	<b>103</b>	<b>Total Team</b>	
3	22	16	KRAVARIK Antrej
2	19	18	BAEV Tontor-Zlatko
<b>21</b>		<b>Total Team</b>	
<b>103</b>	<b>322</b>	<b>Total Team</b>	
27	71	16	KRAVARIK Antrej

Scoring Skills
<b>Spike</b>
<b>Block</b>
<b>Serve</b>
<b>Opp Error</b>
<b>Total</b>
<b>Best Scorer</b>

Won	Total Atts	No	Name
<b>55</b>	<b>137</b>	<b>Total Team</b>	
17	43	14	BARCA CYSIQUE Philippe
14	31	7	ANTIGA Stephane
12	28	9	GRANVORKA Frantz
<b>7</b>	<b>59</b>	<b>Total Team</b>	
2	12	17	KIEFFER Oliver
2	5	15	SAMICA Guillaume
1	10	10	MONTMEAT Vincent
<b>7</b>	<b>106</b>	<b>Total Team</b>	
3	15	9	GRANVORKA Frantz
2	20	14	BARCA CYSIQUE Philippe
1	14	7	ANTIGA Stephane
<b>37</b>		<b>Total Team</b>	
<b>106</b>	<b>302</b>	<b>Total Team</b>	
19	66	14	BARCA CYSIQUE Philippe

**Legend:**

**C** - Team Captain **n** - Starting Line-Up where n=starting position on Court (i.e. positions 1 to 6)  
**nn** - Substitute where nn=jersey number of out going player **L** - Libero Player **L** - Substitute Libero **Pts** - Points scored  
**Atts** - Attempts **Opp** - Opponent





**P2**

**Match Results**

Αποτελέσματα Αγώνα / Résultats du match

Match No: 25 Start Time: 09:00 End Time: 10:39 Match Duration: 1h39m Spectators: 1,860

**FRA vs TUN**  
**3 1**

Team	Sets	1	2	3	4	Total
FRA	3	25	18	25	25	93
TUN	1	23	25	19	19	86
<b>Playing Time</b>		23m	22m	22m	23m	1h30m

First Referee: MEDINA GUZMAN Francisco (CUB)

Second Referee: NAVA Fernando (MEX)

FRA - France								
No	C/L	Name	1	2	3	4	5	Pts
2	L	HENNO Hubert		L	L	L	L	
3	C	DAQUIN Dominique	1	6	1	6		13
7		ANTIGA Stephane	3	2	3	2		14
8		CAPET Laurent		14	5	4		12
9		GRANVORKA Frantz	6	5		3		3
10		MONTMEAT Vincent	16		4	3		7
11		de KERGRET Loic	16	2	1			4
14		BARCA CYSIQUE Philippe	5	4				6
15		SAMICA Guillaume		17		10		2
16		PATIN Mathias	2	1				
17		KIEFFER Oliver	4	3		8		1
18		FRANGOLACCI Sebastien	9	6	5			7
<b>Head Coach:</b>		BLAIN Philippe (FRA)						
<b>Assistant Coach:</b>		HOAG Glenn (FRA)						

TUN - Tunisia								
No	C/L	Name	1	2	3	4	5	Pts
2		TRABELSI Mohamed						
3		GARA Mahdi						
4		BEN ABBES Walid						
5		SELLAMI Samir						
7		GHEZAL Chaker		5	5	5	5	6
9		BELAID Khaled		17	4	4	4	11
11		FEHRI Marouane	3	3	3	3		21
13		HFAIEDH Noureddine	4	1	1	1		10
14	L	BERRIRI Mehrez		L	L	L	L	
15	C	GUIDARA Ghazi		6	6	6	6	1
17		CHEKILI Mohamed Salim	1		9			1
18		KARAMOSLY Hosni	2	2	2	2		11
<b>Head Coach:</b>		GIACOBBE Antonio (TUN)						
<b>Assistant Coach:</b>		BEN YOUNES Noureddine (TUN)						

**TEAM AND PLAYER PERFORMANCES**

Won	Total Atts	No	Name
<b>50</b>	<b>123</b>	<b>Total Team</b>	
12	36	7	ANTIGA Stephane
10	26	8	CAPET Laurent
8	11	3	DAQUIN Dominique
<b>15</b>	<b>71</b>	<b>Total Team</b>	
5	18	3	DAQUIN Dominique
2	10	7	ANTIGA Stephane
2	10	8	CAPET Laurent
<b>4</b>	<b>92</b>	<b>Total Team</b>	
2	5	15	SAMICA Guillaume
1	11	11	de KERGRET Loic
1	7	9	GRANVORKA Frantz
<b>24</b>		<b>Total Team</b>	
<b>93</b>	<b>286</b>	<b>Total Team</b>	
14	61	7	ANTIGA Stephane

Scoring Skills
<b>Spike</b>
<b>Block</b>
<b>Serve</b>
<b>Opp Error</b>
<b>Total</b>
<b>Best Scorer</b>

Won	Total Atts	No	Name
<b>50</b>	<b>122</b>	<b>Total Team</b>	
19	39	11	FEHRI Marouane
10	16	18	KARAMOSLY Hosni
9	21	9	BELAID Khaled
<b>10</b>	<b>65</b>	<b>Total Team</b>	
3	13	7	GHEZAL Chaker
2	10	9	BELAID Khaled
2	8	13	HFAIEDH Noureddine
<b>1</b>	<b>86</b>	<b>Total Team</b>	
1	21	11	FEHRI Marouane
<b>25</b>		<b>Total Team</b>	
<b>86</b>	<b>273</b>	<b>Total Team</b>	
21	67	11	FEHRI Marouane

**Legend:**

C - Team Captain n - Starting Line-Up where n=starting position on Court (i.e. positions 1 to 6)  
 nn - Substitute where nn=jersey number of out going player L - Libero Player L - Substitute Libero Pts - Points scored  
 Atts - Attempts Opp - Opponent



P2

## Match Results

Αποτελέσματα Αγώνα / Résultats du match

Match No: 28 Start Time: 16:00 End Time: 18:19 Match Duration: 2h19m Spectators: 6,295

**POL vs ARG**

**3 2**

Team	Sets	1	2	3	4	5	Total
POL	3	25	25	23	22	20	115
ARG	2	19	22	25	25	18	109
Playing Time		24m	25m	29m	27m	22m	2h07m

First Referee: KIM Kun Tae (KOR)

Second Referee: ITO Hiroyuki (JPN)

POL - Poland								
No	C/L	Name	1	2	3	4	5	Pts
1		STELMACH Andrzej	6	1	6	1	6	2
3		GRUSZKA Piotr	3	4	3	4	3	30
5	C	ZAGUMNY Pawel			3			
6		MUREK Dawid	1	2	1	2	1	22
8	L	IGNACZAK Krzysztof	L	L	L	L	L	
11		KADZIEWICZ Lukasz			18	1		1
12		RYBAK Radoslaw			1			
13		SWIDERSKI Sebastian	4	5	4			7
14		GABRYCH Piotr						
16		GOLAS Arkadiusz	5	6	5	6	5	13
17		BAKIEWICZ Michal	3	3	13	5	4	5
18		SZCZERBANIUK Robert	2	3	2	3	2	11
Head Coach:		GOSCINIAK Stanislaw (POL)						
Assistant Coach:		PRIELOZNY Igor (POL)						

ARG - Argentina								
No	C/L	Name	1	2	3	4	5	Pts
1	C	MILINKOVIC Marcos	4	4	4	4	4	31
2		ELGUETA Jorge Alberto	5	5	5	5	5	17
3		PORPORATTO Gustavo	3	3	12	3	3	12
7		GUTIERREZ Diego						
8		FERRARO Hernan	1	1	1	1	1	1
10		SPAJIC Alejandro	6	6	6	6	6	12
11		BIDEGAIN Jeronimo	18	2	2	2	2	5
12		PERALTA Pablo	8	3	3	8	8	
13		DARRAIDOU Santiago					10	
15		PATTI Leonardo	3			3	3	
17	L	MEANA Pablo	L	L	L	L	L	
18		GIANI Gaston	2	8	8			3
Head Coach:		ARMOA Alberto Fabian (ARG)						
Assistant Coach:		NEJAMKIN Daniel Ruben (ARG)						

## TEAM AND PLAYER PERFORMANCES

Won	Total Atts	No	Name
<b>77</b>	<b>144</b>	<b>Total Team</b>	
27	53	3	GRUSZKA Piotr
21	33	6	MUREK Dawid
9	15	16	GOLAS Arkadiusz
<b>9</b>	<b>59</b>	<b>Total Team</b>	
3	17	16	GOLAS Arkadiusz
3	16	18	SZCZERBANIUK Robert
1	8	3	GRUSZKA Piotr
<b>5</b>	<b>115</b>	<b>Total Team</b>	
2	13	3	GRUSZKA Piotr
1	19	1	STELMACH Andrzej
1	19	18	SZCZERBANIUK Robert
<b>24</b>	<b>Total Team</b>		
<b>115</b>	<b>318</b>	<b>Total Team</b>	
30	74	3	GRUSZKA Piotr

Scoring Skills
<b>Spike</b>
<b>Block</b>
<b>Serve</b>
<b>Opp Error</b>
<b>Total</b>
<b>Best Scorer</b>

Won	Total Atts	No	Name
<b>67</b>	<b>135</b>	<b>Total Team</b>	
28	52	1	MILINKOVIC Marcos
13	34	2	ELGUETA Jorge Alberto
10	17	10	SPAJIC Alejandro
<b>10</b>	<b>65</b>	<b>Total Team</b>	
4	19	2	ELGUETA Jorge Alberto
2	12	3	PORPORATTO Gustavo
1	10	1	MILINKOVIC Marcos
<b>4</b>	<b>108</b>	<b>Total Team</b>	
2	23	1	MILINKOVIC Marcos
1	18	11	BIDEGAIN Jeronimo
1	15	10	SPAJIC Alejandro
<b>28</b>	<b>Total Team</b>		
<b>109</b>	<b>308</b>	<b>Total Team</b>	
31	85	1	MILINKOVIC Marcos

### Legend:

C - Team Captain n - Starting Line-Up where n=starting position on Court (i.e. positions 1 to 6)  
 nn - Substitute where nn=jersey number of out going player L - Libero Player L - Substitute Libero Pts - Points scored  
 Atts - Attempts Opp - Opponent



P2

## Match Results

Αποτελέσματα Αγώνα / Résultats du match

Match No: 29 Start Time: 19:30 End Time: 21:54 Match Duration: 2h24m Spectators: 9,415

SCG vs GRE

3 2

Team	Sets	1	2	3	4	5	Total
SCG	3	21	38	25	23	15	122
GRE	2	25	36	13	25	12	111
Playing Time		25m	41m	22m	26m	18m	2h12m

First Referee: GASPARI Luciano (ITA)

Second Referee: SALONEN Jarmo (FIN)

SCG - Serbia & Montenegro							
No	C/L Name	1	2	3	4	5	Pts
2	VASIC Milan	3	4	3	4	3	15
5	MITROVIC Aleksandar	2	2				
6	DJORDJEVIC Vladan	17	7	10	2	2	1
7	MESTER Dula	2	3	2	3	2	6
8	L MIJIC Vasa	L	L	L	L	L	
9	C GRBIC Nikola	6	1	6	1	6	9
10	GRBIC Vladimir	4	5	4	5	4	25
12	GERIC Andrija		13				
13	VUJEVIC Goran	1	2	1	2	1	21
15	ILIC Ivan						
17	MARKOVIC Milan	5	6	5	6	5	13
<b>Head Coach:</b>		TRAVICA Ljubomir (SCG)					
<b>Assistant Coach:</b>		KOLAKOVIC Igor (SCG)					

GRE - Greece							
No	C/L Name	1	2	3	4	5	Pts
1	CHRISTOFIDELIS Konstantinos		18	5	5	5	15
2	C GKIOURDAS Marios	2	1	2	3	14	6
3	CHATZIANTONIOU Theodoros	6	5	6	3	3	3
6	KOURNETAS Vasileios	1	6	1	4	4	3
7	L STEFANOU Georgios	L	L	L	L	L	
10	TSAKIROPOULOS Antonios	3	2	3	6	6	6
11	ROUMELIOTIS Nikolaos			16	1	1	12
14	PANTALEON Sotirios		3		6	6	5
15	LAPPAS Ilias	3		2	2	2	12
16	KRAVARIK Antrej	4	3	4			14
17	PROUSALIS Konstantinos		6				
18	BAEV Tontor-Zlatko	5	4		15	15	3
<b>Head Coach:</b>		PROSALIKAS Stylianos (GRE)					
<b>Assistant Coach:</b>		TRIANAFYLLIDIS Michail (GRE)					

## TEAM AND PLAYER PERFORMANCES

Won	Total Atts	No	Name	Scoring Skills	Won	Total Atts	No	Name
<b>68</b>	<b>160</b>	<b>Total Team</b>		<b>Spike</b>	<b>66</b>	<b>158</b>	<b>Total Team</b>	
25	54	10	GRBIC Vladimir		13	27	1	CHRISTOFIDELIS Konstantinos
16	37	13	VUJEVIC Goran		12	35	16	KRAVARIK Antrej
12	34	2	VASIC Milan	<b>Block</b>	11	19	11	ROUMELIOTIS Nikolaos
<b>18</b>	<b>91</b>	<b>Total Team</b>			<b>8</b>	<b>72</b>	<b>Total Team</b>	
6	16	17	MARKOVIC Milan		2	12	14	PANTALEON Sotirios
4	22	9	GRBIC Nikola	1	11	3	CHATZIANTONIOU Theodoros	
4	10	13	VUJEVIC Goran	1	11	6	KOURNETAS Vasileios	
<b>4</b>	<b>121</b>	<b>Total Team</b>		<b>Serve</b>	<b>5</b>	<b>112</b>	<b>Total Team</b>	
2	12	17	MARKOVIC Milan		2	18	16	KRAVARIK Antrej
1	20	13	VUJEVIC Goran		1	10	11	ROUMELIOTIS Nikolaos
1	9	6	DJORDJEVIC Vladan	1	9	1	CHRISTOFIDELIS Konstantinos	
<b>32</b>		<b>Total Team</b>		<b>Opp Error</b>	<b>32</b>		<b>Total Team</b>	
<b>122</b>	<b>372</b>	<b>Total Team</b>			<b>111</b>	<b>342</b>	<b>Total Team</b>	
25	89	10	GRBIC Vladimir		<b>Best Scorer</b>	15	43	1

### Legend:

C - Team Captain n - Starting Line-Up where n=starting position on Court (i.e. positions 1 to 6)  
 nn - Substitute where nn=jersey number of out going player L - Libero Player L - Substitute Libero Pts - Points scored  
 Atts - Attempts Opp - Opponent



P2

## Match Results

Αποτελέσματα Αγώνα / Résultats du match

Match No: 2 Start Time: 11:00 End Time: 13:03 Match Duration: 2h03m Spectators: 2,060

**NED vs RUS**  
**3 2**

Team	Sets	1	2	3	4	5	Total
NED	3	25	19	17	27	18	106
RUS	2	23	25	25	25	16	114
Playing Time		23m	21m	21m	27m	19m	1h51m

First Referee: SOKULLU Umit (TUR)

Second Referee: JOVANOVIC de Jan (SCG)

NED - Netherlands		1	2	3	4	5	Pts
No	C/L Name						
1	van GENDT Dirk-Jan						
2	FRERIKS Nico	1	6	2	1	1	2
3	L KLOK Marko	L	L	L	L	L	
4	C NUMMERDOR Reinder	2	1	3	2	2	6
5	GORTZEN Guido	5	4	6	5	5	14
6	SCHUIL Richard	4	3	5	4	4	23
7	van de GOOR Mike	3	2	4	3	3	8
9	TROMMEL Jeroen	17	17	5	17		1
12	HORSTINK Robert						
14	van DIJK Kay	2	2	2	2		
17	BONTJE Rob	6	5	1	6	6	12
18	CRISTINA Albert	7	17	7			1
<b>Head Coach:</b>		GOEDKOOP Bert (NED)					
<b>Assistant Coach:</b>		van REE Arnold (NED)					

RUS - Russia		1	2	3	4	5	Pts
No	C/L Name						
1	DINEYKIN Stanislav	3	4	3	4	3	15
4	BARANOV Sergey	9					
5	ABRAMOV Pavel						
7	KAZAKOV Alexey	2	3	2	3	2	9
8	TETYUKHIN Serguey	4	5	4	5	4	17
9	C KHAMUTTSKIKH Vadim	6	1	6	1	6	2
10	KOSAREV Alexander	1	2	1	2	1	19
11	USHAKOV Konstantin	18		18	18		
12	KHTEY Taras			9	9		
14	EGORCHEV Andrey						
16	L VERBOV Alexey	L	L	L	L	L	
18	KULESHOV Alexey	5	6	5	6	5	12
<b>Head Coach:</b>		SHIPULIN Gennady (RUS)					
<b>Assistant Coach:</b>		KOLCINS Boriss (RUS)					

## TEAM AND PLAYER PERFORMANCES

Won	Total Atts	No	Name
<b>52</b>	<b>118</b>	<b>Total Team</b>	
22	48	6	SCHUIL Richard
11	26	5	GORTZEN Guido
7	13	17	BONTJE Rob
<b>8</b>	<b>62</b>	<b>Total Team</b>	
5	16	17	BONTJE Rob
1	11	6	SCHUIL Richard
1	8	5	GORTZEN Guido
<b>7</b>	<b>106</b>	<b>Total Team</b>	
2	19	7	van de GOOR Mike
2	16	5	GORTZEN Guido
1	16	2	FRERIKS Nico
<b>39</b>		<b>Total Team</b>	
<b>106</b>	<b>286</b>	<b>Total Team</b>	
23	78	6	SCHUIL Richard

Scoring Skills
<b>Spike</b>
<b>Block</b>
<b>Serve</b>
<b>Opp Error</b>
<b>Total</b>
<b>Best Scorer</b>

Won	Total Atts	No	Name
<b>56</b>	<b>113</b>	<b>Total Team</b>	
16	28	8	TETYUKHIN Serguey
12	32	1	DINEYKIN Stanislav
12	29	10	KOSAREV Alexander
<b>14</b>	<b>71</b>	<b>Total Team</b>	
6	23	18	KULESHOV Alexey
5	9	10	KOSAREV Alexander
2	9	1	DINEYKIN Stanislav
<b>4</b>	<b>114</b>	<b>Total Team</b>	
2	17	10	KOSAREV Alexander
1	23	8	TETYUKHIN Serguey
1	20	1	DINEYKIN Stanislav
<b>40</b>		<b>Total Team</b>	
<b>114</b>	<b>298</b>	<b>Total Team</b>	
19	55	10	KOSAREV Alexander

### Legend:

C - Team Captain n - Starting Line-Up where n=starting position on Court (i.e. positions 1 to 6)  
 nn - Substitute where nn=jersey number of out going player L - Libero Player L - Substitute Libero Pts - Points scored  
 Atts - Attempts Opp - Opponent



**P2**

**Match Results**

Αποτελέσματα Αγώνα / Résultats du match

**Match No: 4 Start Time: 16:00 End Time: 17:43 Match Duration: 1h43m Spectators: 1,853**

**BRA vs AUS**  
**3 1**

Team	Sets	1	2	3	4	Total
<b>BRA</b>	<b>3</b>	23	25	25	25	98
<b>AUS</b>	<b>1</b>	25	19	12	21	77
<b>Playing Time</b>		26m	23m	21m	24m	1h34m

**First Referee:** KARAMPETSOS Georgios (GRE)

**Second Referee:** DIETRICH Ryszard (POL)

BRA - Brazil						
No	C/L Name	1	2	3	4	5 Pts
3	GAVIO Giovane	18				
4	HELLER Andre	3	3	3	3	16
6	LIMA Mauricio	9	9		9	
7	GODOY FILHO Gilberto	2	2	2	2	18
9	NASCIMENTO Andre	4	4	4	4	17
10	L SANTOS Sergio Dutra	L	L	L	L	
11	RODRIGUES Anderson	17	17		17	2
12	C BITENCOURT Naibert					
13	ENDRES Gustavo	6	6	6	6	10
14	SANTANA Rodrigo					
17	GARCIA Ricardo	1	1	1	1	3
18	AMARAL Dante Guimaraes	5	5	5	5	13
<b>Head Coach:</b> REZENDE Bernardo (BRA)						
<b>Assistant Coach:</b> TABACH Ricardo (BRA)						

AUS - Australia						
No	C/L Name	1	2	3	4	5 Pts
1	C HOWARD Daniel	1	6	1	6	6
3	SORENSEN Grant			4		
4	HARDY Benjamin	3	2	3	2	9
5	CAMPBELL Luke	4	3	4	3	8
7	YOUNG Matthew	14	14		15	
9	EARL Andrew					
10	BEARD David	6	5	6	5	8
12	L MORAN Travis	L	L	L	L	
13	FERGUSON David					
14	CHRISTENSEN Zane	5	4	10	18	8
15	van BEEST Hidde	18	18	5	4	6
18	ALDERMAN Brett	2	1	2	1	3
<b>Head Coach:</b> URIARTE Jon (AUS)						
<b>Assistant Coach:</b> BORGEAUD Russell Charles (AUS)						

**TEAM AND PLAYER PERFORMANCES**

Won	Total Atts	No	Name
<b>60</b>	<b>101</b>	<b>Total Team</b>	
16	28	7	GODOY FILHO Gilberto
13	23	9	NASCIMENTO Andre
11	17	18	AMARAL Dante Guimaraes
<b>12</b>	<b>55</b>	<b>Total Team</b>	
4	9	4	HELLER Andre
3	16	13	ENDRES Gustavo
2	10	9	NASCIMENTO Andre
<b>7</b>	<b>97</b>	<b>Total Team</b>	
2	17	9	NASCIMENTO Andre
2	16	18	AMARAL Dante Guimaraes
1	18	4	HELLER Andre
<b>19</b>		<b>Total Team</b>	
<b>98</b>	<b>253</b>	<b>Total Team</b>	
18	54	7	GODOY FILHO Gilberto

Scoring Skills
<b>Spike</b>
<b>Block</b>
<b>Serve</b>
<b>Opp Error</b>
<b>Total</b>
<b>Best Scorer</b>

Won	Total Atts	No	Name
<b>40</b>	<b>88</b>	<b>Total Team</b>	
7	21	10	BEARD David
7	19	4	HARDY Benjamin
7	16	14	CHRISTENSEN Zane
<b>3</b>	<b>42</b>	<b>Total Team</b>	
1	14	1	HOWARD Daniel
1	10	5	CAMPBELL Luke
1	2	18	ALDERMAN Brett
<b>5</b>	<b>78</b>	<b>Total Team</b>	
2	15	4	HARDY Benjamin
1	15	18	ALDERMAN Brett
1	12	10	BEARD David
<b>29</b>		<b>Total Team</b>	
<b>77</b>	<b>208</b>	<b>Total Team</b>	
9	35	4	HARDY Benjamin

**Legend:**

**C** - Team Captain **n** - Starting Line-Up where n=starting position on Court (i.e. positions 1 to 6)  
**nn** - Substitute where nn=jersey number of out going player **L** - Libero Player **L** - Substitute Libero **Pts** - Points scored  
**Atts** - Attempts **Opp** - Opponent



P2

## Match Results

Αποτελέσματα Αγώνα / Résultats du match

Match No: 6 Start Time: 21:30 End Time: 23:16 Match Duration: 1h46m Spectators: 5,630

ITA vs USA  
3 1

Team	Sets	1	2	3	4	Total
ITA	3	25	21	25	25	96
USA	1	21	25	17	23	86
Playing Time		24m	24m	22m	27m	1h37m

First Referee: KIM Kun Tae (KOR) Second Referee: PEREYRA Juan Angel (ARG)

ITA - Italy						
No	C/L Name	1	2	3	4	5 Pts
1	MASTRANGELO Luigi	2	2	2	2	9
5	VERMIGLIO Valerio	6	6	6	6	7
6	PAPI Samuele	1	1	1	1	8
7	SARTORETTI Andrea	3	3	3	3	18
8	CISOLLA Alberto					
11	SIMEONOV Ventzislav		5			
12	L PIPPI Damiano	L	L	L	L	
13	C GIANI Andrea					
14	FEI Alessandro	5	5	5	5	17
15	TOFOLI Paolo		7			
17	COZZI Paolo					
18	CERNIC Matej	4	4	4	4	19
<b>Head Coach:</b>		MONTALI Gianpaolo (ITA)				
<b>Assistant Coach:</b>		DAGIONI Massimo (ITA)				

USA - United States						
No	C/L Name	1	2	3	4	5 Pts
1	C BALL Lloy	5	5	5	5	4
5	L SULLIVAN Erik	L	L	L	L	
6	EATHERTON Phillip	4	4	4		7
7	SUXHO Donald	12	6	12		
8	PRIDDY William	6		14	6	5
9	MILLAR Ryan				4	2
10	SALMON Riley	8	6	6		6
11	BILLINGS Brook	13		13		3
12	HOFF Thomas	1	1	1	1	8
13	STANLEY Clayton	2	2	2	2	21
14	BARNETT Kevin	3	3	3	3	10
15	GARDNER Gabriel					
<b>Head Coach:</b>		BEAL Doug (USA)				
<b>Assistant Coach:</b>		McGOWN Carl (USA)				

## TEAM AND PLAYER PERFORMANCES

Won	Total Atts	No	Name	Scoring Skills	Won	Total Atts	No	Name
<b>56</b>	<b>123</b>	<b>Total Team</b>			<b>46</b>	<b>109</b>	<b>Total Team</b>	
18	36	18	CERNIC Matej	<b>Spike</b>	14	41	13	STANLEY Clayton
11	35	7	SARTORETTI Andrea		7	9	12	HOFF Thomas
11	14	14	FEI Alessandro		6	16	14	BARNETT Kevin
<b>13</b>	<b>51</b>	<b>Total Team</b>		<b>Block</b>	<b>14</b>	<b>78</b>	<b>Total Team</b>	
4	15	1	MASTRANGELO Luigi		4	14	14	BARNETT Kevin
4	13	14	FEI Alessandro		3	11	13	STANLEY Clayton
2	12	5	VERMIGLIO Valerio	<b>Serve</b>	2	11	6	EATHERTON Phillip
<b>9</b>	<b>95</b>	<b>Total Team</b>			<b>6</b>	<b>87</b>	<b>Total Team</b>	
5	26	7	SARTORETTI Andrea		4	23	13	STANLEY Clayton
2	14	14	FEI Alessandro	<b>Opp Error</b>	2	15	1	BALL Lloy
1	20	1	MASTRANGELO Luigi		<b>20</b>		<b>Total Team</b>	
<b>18</b>		<b>Total Team</b>		<b>Total</b>	<b>86</b>	<b>274</b>	<b>Total Team</b>	
<b>96</b>	<b>269</b>	<b>Total Team</b>			<b>86</b>		<b>Total Team</b>	
19	48	18	CERNIC Matej	<b>Best Scorer</b>	21	75	13	STANLEY Clayton

### Legend:

C - Team Captain n - Starting Line-Up where n=starting position on Court (i.e. positions 1 to 6)  
 nn - Substitute where nn=jersey number of out going player L - Libero Player L - Substitute Libero Pts - Points scored  
 Atts - Attempts Opp - Opponent



**P2**

**Match Results**

Αποτελέσματα Αγώνα / Résultats du match

**Match No: 9 Start Time: 14:00 End Time: 15:21 Match Duration: 1h21m Spectators: 2,815**

**AUS vs RUS**  
**0 3**

Team	Sets	1	2	3	Total
<b>AUS</b>	<b>0</b>	17	24	23	64
<b>RUS</b>	<b>3</b>	25	26	25	76
<b>Playing Time</b>		21m	28m	26m	1h15m

**First Referee:** NAVA Fernando (MEX) **Second Referee:** ABDEL MAGID Mahmoud (EGY)

<b>AUS - Australia</b>								
No	C/L	Name	1	2	3	4	5	Pts
1	C	HOWARD Daniel	4	3	4			11
3		SORENSEN Grant						
4		HARDY Benjamin	6	5	6			9
5		CAMPBELL Luke	1	6	1			3
7		YOUNG Matthew	18	4	5			1
9		EARL Andrew						
10		BEARD David		14	3			5
12	L	MORAN Travis	L	L	L			
13		FERGUSON David			5			
14		CHRISTENSEN Zane	3	2	2			9
15		van BEEST Hidde	2	1	7			6
18		ALDERMAN Brett	5		14			
<b>Head Coach:</b>		URIARTE Jon (AUS)						
<b>Assistant Coach:</b>		BORGEAUD Russell Charles (AUS)						

<b>RUS - Russia</b>								
No	C/L	Name	1	2	3	4	5	Pts
1		DINEYKIN Stanislav	3	3	3			11
4		BARANOV Sergey						
5		ABRAMOV Pavel			8	4		7
7		KAZAKOV Alexey	2	2	2			10
8		TETYUKHIN Serguey	4	4				1
9	C	KHAMUTTSKIKH Vadim	6	6	6			2
10		KOSAREV Alexander	1	1	1			9
11		USHAKOV Konstantin						
12		KHTEY Taras						
14		EGORCHEV Andrey	5	5	5			8
16	L	VERBOV Alexey	L	L	L			
18		KULESHOV Alexey			9	9		1
<b>Head Coach:</b>		SHIPULIN Gennady (RUS)						
<b>Assistant Coach:</b>		KOLCINS Boriss (RUS)						

**TEAM AND PLAYER PERFORMANCES**

Won	Total Atts	No	Name
<b>38</b>	<b>90</b>	<b>Total Team</b>	
9	18	4	HARDY Benjamin
8	21	14	CHRISTENSEN Zane
8	15	1	HOWARD Daniel
<b>6</b>	<b>37</b>	<b>Total Team</b>	
3	11	1	HOWARD Daniel
1	4	7	YOUNG Matthew
1	4	10	BEARD David
<b>0</b>	<b>65</b>	<b>Total Team</b>	
<b>20</b>		<b>Total Team</b>	
<b>64</b>	<b>192</b>	<b>Total Team</b>	
11	34	1	HOWARD Daniel

Scoring Skills
<b>Spike</b>
<b>Block</b>
<b>Serve</b>
<b>Opp Error</b>
<b>Total</b>
<b>Best Scorer</b>

Won	Total Atts	No	Name
<b>40</b>	<b>81</b>	<b>Total Team</b>	
11	21	1	DINEYKIN Stanislav
7	16	10	KOSAREV Alexander
7	10	5	ABRAMOV Pavel
<b>6</b>	<b>49</b>	<b>Total Team</b>	
3	13	7	KAZAKOV Alexey
2	12	14	EGORCHEV Andrey
1	1	18	KULESHOV Alexey
<b>3</b>	<b>75</b>	<b>Total Team</b>	
2	13	10	KOSAREV Alexander
1	16	7	KAZAKOV Alexey
<b>27</b>		<b>Total Team</b>	
<b>76</b>	<b>205</b>	<b>Total Team</b>	
11	38	1	DINEYKIN Stanislav

**Legend:**

**C** - Team Captain **n** - Starting Line-Up where n=starting position on Court (i.e. positions 1 to 6)  
**nn** - Substitute where nn=jersey number of out going player **L** - Libero Player **L** - Substitute Libero **Pts** - Points scored  
**Atts** - Attempts **Opp** - Opponent



**P2**

**Match Results**

Αποτελέσματα Αγώνα / Résultats du match

Match No: 10 Start Time: 16:00 End Time: 17:21 Match Duration: 1h21m Spectators: 3,000

**USA vs NED**  
**3 0**

Team	Sets	1	2	3	Total
USA	3	26	25	25	76
NED	0	24	20	18	62
Playing Time		27m	23m	25m	1h15m

First Referee: PEREYRA Juan Angel (ARG)

Second Referee: AL KHELAIIFI Abdullah (KSA)

USA - United States								
No	C/L	Name	1	2	3	4	5	Pts
1	C	BALL Lloy	2	3	2			3
5	L	SULLIVAN Erik	L	L	L			
6		EATHERTON Phillip						
7		SUXHO Donald	12	9	9			1
8		PRIDDY William	3	4	3			10
9		MILLAR Ryan	1	2	1			6
10		SALMON Riley						
11		BILLINGS Brook						
12		HOFF Thomas	4	5	4			8
13		STANLEY Clayton	5	6	5			21
14		BARNETT Kevin	6	1	6			5
15		GARDNER Gabriel						
Head Coach:		BEAL Doug (USA)						
Assistant Coach:		McGOWN Carl (USA)						

NED - Netherlands								
No	C/L	Name	1	2	3	4	5	Pts
1		van GENDT Dirk-Jan						
2		FRERIKS Nico	5	2	2			2
3	L	KLOK Marko	L	L	L			
4	C	NUMMERDOR Reinder	6	3	3			11
5		GORTZEN Guido	3	6	6			9
6		SCHUIL Richard	2	5	5			10
7		van de GOOR Mike	1	4	4			4
9		TROMMEL Jeroen	17	7	7			
12		HORSTINK Robert				6		
14		van DIJK Kay	2					
17		BONTJE Rob	4	1	1			9
18		CRISTINA Albert	4	17				
Head Coach:		GOEDKOOP Bert (NED)						
Assistant Coach:		van REE Arnold (NED)						

**TEAM AND PLAYER PERFORMANCES**

Won	Total Atts	No	Name
<b>39</b>	<b>81</b>	<b>Total Team</b>	
15	28	13	STANLEY Clayton
9	22	8	PRIDDY William
7	8	12	HOFF Thomas
<b>9</b>	<b>53</b>	<b>Total Team</b>	
3	10	13	STANLEY Clayton
2	11	9	MILLAR Ryan
1	14	12	HOFF Thomas
<b>6</b>	<b>74</b>	<b>Total Team</b>	
3	13	13	STANLEY Clayton
1	17	14	BARNETT Kevin
1	11	1	BALL Lloy
<b>22</b>		<b>Total Team</b>	
<b>76</b>	<b>208</b>	<b>Total Team</b>	
21	51	13	STANLEY Clayton

Scoring Skills
<b>Spike</b>
<b>Block</b>
<b>Serve</b>
<b>Opp Error</b>
<b>Total</b>
<b>Best Scorer</b>

Won	Total Atts	No	Name
<b>35</b>	<b>82</b>	<b>Total Team</b>	
10	30	6	SCHUIL Richard
8	17	5	GORTZEN Guido
8	15	4	NUMMERDOR Reinder
<b>7</b>	<b>38</b>	<b>Total Team</b>	
3	13	7	van de GOOR Mike
2	5	4	NUMMERDOR Reinder
1	4	2	FRERIKS Nico
<b>3</b>	<b>64</b>	<b>Total Team</b>	
1	13	5	GORTZEN Guido
1	12	2	FRERIKS Nico
1	10	4	NUMMERDOR Reinder
<b>17</b>		<b>Total Team</b>	
<b>62</b>	<b>184</b>	<b>Total Team</b>	
11	30	4	NUMMERDOR Reinder

**Legend:**

**C** - Team Captain **n** - Starting Line-Up where n=starting position on Court (i.e. positions 1 to 6)  
**nn** - Substitute where nn=jersey number of out going player **L** - Libero Player **L** - Substitute Libero **Pts** - Points scored  
**Atts** - Attempts **Opp** - Opponent





P2

## Match Results

Αποτελέσματα Αγώνα / Résultats du match

Match No: 12 Start Time: 21:45 End Time: 23:54 Match Duration: 2h09m Spectators: 6,500

**BRA vs ITA**  
**3 2**

Team	Sets	1	2	3	4	5	Total
BRA	3	25	15	25	21	33	119
ITA	2	21	25	16	25	31	118
Playing Time		21m	19m	23m	23m	31m	1h57m

First Referee: WANG Ning (CHN)

Second Referee: KIM Kun Tae (KOR)

BRA - Brazil							
No	C/L Name	1	2	3	4	5	Pts
3	GAVIO Giovane					7	
4	HELLER Andre	4	5	5	6	6	13
6	LIMA Mauricio			9			
7	GODOY FILHO Gilberto	3	4	4	5	5	26
9	NASCIMENTO Andre	5	6	6	1		12
10	L SANTOS Sergio Dutra	L	L	L	L	L	
11	RODRIGUES Anderson		17		9	1	8
12	C BITENCOURT Naibert				18	2	7
13	ENDRES Gustavo	1	2	2	3	3	12
14	SANTANA Rodrigo				17	17	1
17	GARCIA Ricardo	2	3	3	4	4	4
18	AMARAL Dante Guimaraes	6	1	1	2	12	9
<b>Head Coach:</b>		REZENDE Bernardo (BRA)					
<b>Assistant Coach:</b>		TABACH Ricardo (BRA)					

ITA - Italy							
No	C/L Name	1	2	3	4	5	Pts
1	MASTRANGELO Luigi	2	3	2	3	3	15
5	VERMIGLIO Valerio	6	1	6	1	1	4
6	PAPI Samuele	1	2	1	2	2	11
7	SARTORETTI Andrea	3	4	3	4	4	19
8	CISOLLA Alberto						
11	SIMEONOV Ventzislav			5		5	
12	L PIPPI Damiano	L	L	L	L	L	
13	C GIANI Andrea			6		6	
14	FEI Alessandro	5	6	5	6	6	9
15	TOFOLI Paolo			7			
17	COZZI Paolo						
18	CERNIC Matej	4	5	4	5	5	20
<b>Head Coach:</b>		MONTALI Gianpaolo (ITA)					
<b>Assistant Coach:</b>		DAGIONI Massimo (ITA)					

## TEAM AND PLAYER PERFORMANCES

Won	Total Atts	No	Name
<b>67</b>	<b>138</b>	<b>Total Team</b>	
21	37	7	GODOY FILHO Gilberto
9	21	9	NASCIMENTO Andre
9	15	4	HELLER Andre
<b>13</b>	<b>61</b>	<b>Total Team</b>	
3	12	7	GODOY FILHO Gilberto
3	10	4	HELLER Andre
2	14	13	ENDRES Gustavo
<b>12</b>	<b>118</b>	<b>Total Team</b>	
3	20	13	ENDRES Gustavo
2	14	7	GODOY FILHO Gilberto
2	12	9	NASCIMENTO Andre
<b>27</b>		<b>Total Team</b>	
<b>119</b>	<b>317</b>	<b>Total Team</b>	
26	63	7	GODOY FILHO Gilberto

Scoring Skills
<b>Spike</b>
<b>Block</b>
<b>Serve</b>
<b>Opp Error</b>
<b>Total</b>
<b>Best Scorer</b>

Won	Total Atts	No	Name
<b>61</b>	<b>118</b>	<b>Total Team</b>	
19	30	18	CERNIC Matej
17	33	7	SARTORETTI Andrea
9	27	6	PAPI Samuele
<b>8</b>	<b>65</b>	<b>Total Team</b>	
5	21	1	MASTRANGELO Luigi
2	13	7	SARTORETTI Andrea
1	19	14	FEI Alessandro
<b>9</b>	<b>119</b>	<b>Total Team</b>	
4	24	1	MASTRANGELO Luigi
2	20	6	PAPI Samuele
1	26	5	VERMIGLIO Valerio
<b>40</b>		<b>Total Team</b>	
<b>118</b>	<b>302</b>	<b>Total Team</b>	
20	48	18	CERNIC Matej

### Legend:

C - Team Captain n - Starting Line-Up where n=starting position on Court (i.e. positions 1 to 6)  
 nn - Substitute where nn=jersey number of out going player L - Libero Player L - Substitute Libero Pts - Points scored  
 Atts - Attempts Opp - Opponent



**P2**

**Match Results**

Αποτελέσματα Αγώνα / Résultats du match

Match No: 13 Start Time: 09:00 End Time: 10:17 Match Duration: 1h17m Spectators: 2,950

**ITA vs AUS**  
**3 0**

Team	Sets	1	2	3	Total
ITA	3	25	25	25	75
AUS	0	20	18	21	59
Playing Time		23m	23m	25m	1h11m

First Referee: AL NAAMA Ibrahim (QAT)

Second Referee: PEREYRA Juan Angel (ARG)

ITA - Italy							
No	C/L Name	1	2	3	4	5	Pts
1	MASTRANGELO Luigi	3	2	3			6
5	VERMIGLIO Valerio	1	6	1			2
6	PAPI Samuele	2	1	2			10
7	SARTORETTI Andrea	4	3	4			12
8	CISOLLA Alberto						
11	SIMEONOV Ventzislav		7				1
12	L PIPPI Damiano	L	L	L			
13	C GIANI Andrea						
14	FEI Alessandro	6	5	6			8
15	TOFOLI Paolo						
17	COZZI Paolo						
18	CERNIC Matej	5	4	5			10
Head Coach:		MONTALI Gianpaolo (ITA)					
Assistant Coach:		DAGIONI Massimo (ITA)					

AUS - Australia							
No	C/L Name	1	2	3	4	5	Pts
1	C HOWARD Daniel	1	6	1			7
3	SORENSEN Grant						
4	HARDY Benjamin	6	5	6			10
5	CAMPBELL Luke	4	3	4			4
7	YOUNG Matthew	18	1				
9	EARL Andrew						
10	BEARD David	14	14	14			
12	L MORAN Travis	L	L	L			
13	FERGUSON David			5			2
14	CHRISTENSEN Zane	3	2	3			11
15	van BEEST Hidde	5	4	5			9
18	ALDERMAN Brett	2	7	2			5
Head Coach:		URIARTE Jon (AUS)					
Assistant Coach:		BORGEAUD Russell Charles (AUS)					

**TEAM AND PLAYER PERFORMANCES**

Won	Total Atts	No	Name	Scoring Skills	Won	Total Atts	No	Name
<b>37</b>	<b>75</b>	<b>Total Team</b>		<b>Spike</b>	<b>32</b>	<b>85</b>	<b>Total Team</b>	
9	18	7	SARTORETTI Andrea		9	22	4	HARDY Benjamin
8	19	18	CERNIC Matej		7	22	15	van BEEST Hidde
8	17	6	PAPI Samuele	<b>Block</b>	7	17	14	CHRISTENSEN Zane
<b>5</b>	<b>37</b>	<b>Total Team</b>			<b>10</b>	<b>36</b>	<b>Total Team</b>	
2	7	14	FEI Alessandro		3	8	18	ALDERMAN Brett
2	3	6	PAPI Samuele	<b>Serve</b>	2	6	1	HOWARD Daniel
1	9	7	SARTORETTI Andrea		1	9	5	CAMPBELL Luke
<b>7</b>	<b>74</b>	<b>Total Team</b>			<b>6</b>	<b>60</b>	<b>Total Team</b>	
3	16	14	FEI Alessandro	3	15	14	CHRISTENSEN Zane	
2	17	18	CERNIC Matej	2	10	18	ALDERMAN Brett	
2	11	7	SARTORETTI Andrea	1	11	15	van BEEST Hidde	
<b>26</b>		<b>Total Team</b>		<b>Opp Error</b>	<b>11</b>		<b>Total Team</b>	
<b>75</b>	<b>186</b>	<b>Total Team</b>		<b>Total</b>	<b>59</b>	<b>181</b>	<b>Total Team</b>	
12	38	7	SARTORETTI Andrea	<b>Best Scorer</b>	11	37	14	CHRISTENSEN Zane

**Legend:**

**C** - Team Captain **n** - Starting Line-Up where n=starting position on Court (i.e. positions 1 to 6)  
**nn** - Substitute where nn=jersey number of out going player **L** - Libero Player **L** - Substitute Libero **Pts** - Points scored  
**Atts** - Attempts **Opp** - Opponent



P2

## Match Results

Αποτελέσματα Αγώνα / Résultats du match

Match No: 14 Start Time: 11:00 End Time: 12:53 Match Duration: 1h53m Spectators: 4,150

**NED vs BRA**

**1 3**

Team	Sets	1	2	3	4	Total
NED	1	22	26	21	19	88
BRA	3	25	24	25	25	99
Playing Time		25m	30m	25m	24m	1h44m

First Referee: NAVA Fernando (MEX)

Second Referee: MEDINA GUZMAN Francisco (CUB)

NED - Netherlands						
No	C/L Name	1	2	3	4	5 Pts
1	van GENDT Dirk-Jan	17			17	
2	FRERIKS Nico	3	6	1	3	2
3	L KLOK Marko	L	L	L	L	
4	C NUMMERDOR Reinder	4	1	2	4	6
5	GORTZEN Guido	9	4	5	1	14
6	SCHUIL Richard	6	3	4	6	30
7	van de GOOR Mike	5	2	3	5	7
9	TROMMEL Jeroen	1	17	17		
12	HORSTINK Robert					
14	van DIJK Kay	2	2	2	2	
17	BONTJE Rob	2	5	6	2	6
18	CRISTINA Albert	7	7	7	7	
Head Coach:		GOEDKOOP Bert (NED)				
Assistant Coach:		van REE Arnold (NED)				

BRA - Brazil						
No	C/L Name	1	2	3	4	5 Pts
3	GAVIO Giovane					
4	HELLER Andre	2	2	5	2	9
6	LIMA Mauricio		9			
7	GODOY FILHO Gilberto	1	1	4	1	19
9	NASCIMENTO Andre	3	3	6	3	20
10	L SANTOS Sergio Dutra	L	L	L	L	
11	RODRIGUES Anderson		17	17	17	1
12	C BITENCOURT Naibert					
13	ENDRES Gustavo	5	5	2	5	12
14	SANTANA Rodrigo					
17	GARCIA Ricardo	6	6	3	6	1
18	AMARAL Dante Guimaraes	4	4	1	4	16
Head Coach:		REZENDE Bernardo (BRA)				
Assistant Coach:		TABACH Ricardo (BRA)				

## TEAM AND PLAYER PERFORMANCES

Won	Total Atts	No	Name
<b>58</b>	<b>107</b>	<b>Total Team</b>	
28	49	6	SCHUIL Richard
13	20	5	GORTZEN Guido
7	11	7	van de GOOR Mike
<b>4</b>	<b>49</b>	<b>Total Team</b>	
1	15	17	BONTJE Rob
1	8	5	GORTZEN Guido
1	7	4	NUMMERDOR Reinder
<b>3</b>	<b>89</b>	<b>Total Team</b>	
1	18	2	FRERIKS Nico
1	17	6	SCHUIL Richard
1	10	17	BONTJE Rob
<b>23</b>		<b>Total Team</b>	
<b>88</b>	<b>245</b>	<b>Total Team</b>	
30	71	6	SCHUIL Richard

Scoring Skills
<b>Spike</b>
<b>Block</b>
<b>Serve</b>
<b>Opp Error</b>
<b>Total</b>

Won	Total Atts	No	Name
<b>69</b>	<b>109</b>	<b>Total Team</b>	
19	30	9	NASCIMENTO Andre
18	30	7	GODOY FILHO Gilberto
15	22	18	AMARAL Dante Guimaraes
<b>5</b>	<b>62</b>	<b>Total Team</b>	
3	16	13	ENDRES Gustavo
1	11	7	GODOY FILHO Gilberto
1	9	9	NASCIMENTO Andre
<b>4</b>	<b>96</b>	<b>Total Team</b>	
2	15	13	ENDRES Gustavo
1	20	4	HELLER Andre
1	18	18	AMARAL Dante Guimaraes
<b>21</b>		<b>Total Team</b>	
<b>99</b>	<b>267</b>	<b>Total Team</b>	
20	55	9	NASCIMENTO Andre

### Legend:

C - Team Captain n - Starting Line-Up where n=starting position on Court (i.e. positions 1 to 6)  
 nn - Substitute where nn=jersey number of out going player L - Libero Player L - Substitute Libero Pts - Points scored  
 Atts - Attempts Opp - Opponent



**P2**

**Match Results**

Αποτελέσματα Αγώνα / Résultats du match

Match No: 18 Start Time: 21:45 End Time: 23:36 Match Duration: 1h51m Spectators: 4,930

**RUS vs USA**  
**3 1**

Team	Sets	1	2	3	4	Total
<b>RUS</b>	<b>3</b>	22	25	25	25	97
<b>USA</b>	<b>1</b>	25	20	16	23	84
<b>Playing Time</b>		27m	24m	23m	28m	1h42m

First Referee: ITO Hiroyuki (JPN)

Second Referee: WANG Ning (CHN)

RUS - Russia								
No	C/L	Name	1	2	3	4	5	Pts
1		DINEYKIN Stanislav	3	4	3	3		25
4		BARANOV Sergey						
5		ABRAMOV Pavel	18		18			
7		KAZAKOV Alexey	2	3				3
8		TETYUKHIN Serguey	4	5	4	4		15
9	C	KHAMUTTSKIKH Vadim	6	1	6	6		1
10		KOSAREV Alexander	1	2	1	1		10
11		USHAKOV Konstantin						
12		KHTEY Taras				9		
14		EGORCHEV Andrey		7	2	2		9
16	L	VERBOV Alexey	L	L	L	L		
18		KULESHOV Alexey	5	6	5	5		18
<b>Head Coach:</b>		SHIPULIN Gennady (RUS)						
<b>Assistant Coach:</b>		KOLCINS Boriss (RUS)						

USA - United States								
No	C/L	Name	1	2	3	4	5	Pts
1	C	BALL Lloy	5	4	5	4		4
5	L	SULLIVAN Erik	L	L	L	L		
6		EATHERTON Phillip				12		1
7		SUXHO Donald	9	9		12		
8		PRIDDY William	6	5	6	5		19
9		MILLAR Ryan	4	3	4	3		11
10		SALMON Riley		14	3	14		1
11		BILLINGS Brook						
12		HOFF Thomas	1	6	1	6		4
13		STANLEY Clayton	2	1	2	1		22
14		BARNETT Kevin	3	2	10	2		8
15		GARDNER Gabriel		12		9		
<b>Head Coach:</b>		BEAL Doug (USA)						
<b>Assistant Coach:</b>		McGOWN Carl (USA)						

**TEAM AND PLAYER PERFORMANCES**

Won	Total Atts	No	Name	Scoring Skills	Won	Total Atts	No	Name
<b>56</b>	<b>110</b>	<b>Total Team</b>			<b>60</b>	<b>116</b>	<b>Total Team</b>	
20	31	1	DINEYKIN Stanislav	<b>Spike</b>	19	35	13	STANLEY Clayton
12	28	8	TETYUKHIN Serguey		17	33	8	PRIDDY William
9	18	18	KULESHOV Alexey		9	17	9	MILLAR Ryan
<b>19</b>	<b>66</b>	<b>Total Team</b>		<b>Block</b>	<b>8</b>	<b>61</b>	<b>Total Team</b>	
9	15	18	KULESHOV Alexey		2	18	9	MILLAR Ryan
4	14	14	EGORCHEV Andrey		2	7	14	BARNETT Kevin
3	5	1	DINEYKIN Stanislav	2	6	13	STANLEY Clayton	
<b>6</b>	<b>96</b>	<b>Total Team</b>		<b>Serve</b>	<b>2</b>	<b>85</b>	<b>Total Team</b>	
2	26	8	TETYUKHIN Serguey		1	21	13	STANLEY Clayton
2	19	10	KOSAREV Alexander		1	13	8	PRIDDY William
2	18	1	DINEYKIN Stanislav					
<b>16</b>		<b>Total Team</b>		<b>Opp Error</b>	<b>14</b>		<b>Total Team</b>	
<b>97</b>	<b>272</b>	<b>Total Team</b>		<b>Total</b>	<b>84</b>	<b>262</b>	<b>Total Team</b>	
25	54	1	DINEYKIN Stanislav	<b>Best Scorer</b>	22	62	13	STANLEY Clayton

**Legend:**

**C** - Team Captain **n** - Starting Line-Up where n=starting position on Court (i.e. positions 1 to 6)  
**nn** - Substitute where nn=jersey number of out going player **L** - Libero Player **L** - Substitute Libero **Pts** - Points scored  
**Atts** - Attempts **Opp** - Opponent



P2

**Match Results**

Αποτελέσματα Αγώνα / Résultats du match

Match No: 19 Start Time: 09:00 End Time: 10:49 Match Duration: 1h49m Spectators: 4,580

**AUS vs USA**  
**1 3**

Team	Sets	1	2	3	4	Total
AUS	1	19	25	13	19	76
USA	3	25	23	25	25	98
Playing Time		23m	30m	21m	26m	1h40m

First Referee: LEKKAS Fotios (GRE) Second Referee: DIETRICH Ryszard (POL)

AUS - Australia								
No	C/L	Name	1	2	3	4	5	Pts
1	C	HOWARD Daniel	1	2	1	4		9
3		SORENSEN Grant					4	
4		HARDY Benjamin	6	1	6	6		10
5		CAMPBELL Luke	4	5	4			5
7		YOUNG Matthew			18	5		
9		EARL Andrew						
10		BEARD David	14	14	14	3		6
12	L	MORAN Travis	L	L	L	L		
13		FERGUSON David	5		5	1		1
14		CHRISTENSEN Zane	3	4	3	2		20
15		van BEEST Hidde	5	6	5			8
18		ALDERMAN Brett	2	3	2	7		
Head Coach:		URIARTE Jon (AUS)						
Assistant Coach:		BORGEAUD Russell Charles (AUS)						

USA - United States								
No	C/L	Name	1	2	3	4	5	Pts
1	C	BALL Lloy	5	5	5	5		7
5	L	SULLIVAN Erik	L	L	L	L		
6		EATHERTON Phillip						
7		SUXHO Donald		12	12		12	1
8		PRIDDY William	6	6	6	6		16
9		MILLAR Ryan	4	4	4	4		17
10		SALMON Riley		14	14	14		
11		BILLINGS Brook			13			1
12		HOFF Thomas	1	1	1	1		9
13		STANLEY Clayton	2	2	2	2		12
14		BARNETT Kevin	3	3	3	3		10
15		GARDNER Gabriel						
Head Coach:		BEAL Doug (USA)						
Assistant Coach:		MCGOWN Carl (USA)						

**TEAM AND PLAYER PERFORMANCES**

Won	Total Atts	No	Name
<b>49</b>	<b>114</b>	<b>Total Team</b>	
18	34	14	CHRISTENSEN Zane
9	20	4	HARDY Benjamin
7	25	15	van BEEST Hidde
<b>7</b>	<b>47</b>	<b>Total Team</b>	
2	10	1	HOWARD Daniel
2	10	5	CAMPBELL Luke
1	10	15	van BEEST Hidde
<b>3</b>	<b>77</b>	<b>Total Team</b>	
1	17	1	HOWARD Daniel
1	15	14	CHRISTENSEN Zane
1	6	13	FERGUSON David
<b>17</b>		<b>Total Team</b>	
<b>76</b>	<b>238</b>	<b>Total Team</b>	
20	53	14	CHRISTENSEN Zane

Scoring Skills
<b>Spike</b>
<b>Block</b>
<b>Serve</b>
<b>Opp Error</b>
<b>Total</b>

Won	Total Atts	No	Name
<b>54</b>	<b>108</b>	<b>Total Team</b>	
13	21	9	MILLAR Ryan
12	23	8	PRIDDY William
9	26	13	STANLEY Clayton
<b>11</b>	<b>69</b>	<b>Total Team</b>	
3	15	9	MILLAR Ryan
2	16	12	HOFF Thomas
2	7	8	PRIDDY William
<b>8</b>	<b>97</b>	<b>Total Team</b>	
2	22	13	STANLEY Clayton
2	15	8	PRIDDY William
2	11	1	BALL Lloy
<b>25</b>		<b>Total Team</b>	
<b>98</b>	<b>274</b>	<b>Total Team</b>	
17	53	9	MILLAR Ryan

**Legend:**

C - Team Captain n - Starting Line-Up where n=starting position on Court (i.e. positions 1 to 6)  
 nn - Substitute where nn=jersey number of out going player L - Libero Player L - Substitute Libero Pts - Points scored  
 Atts - Attempts Opp - Opponent



**P2**

**Match Results**

Αποτελέσματα Αγώνα / Résultats du match

Match No: 20 Start Time: 11:20 End Time: 12:33 Match Duration: 1h13m Spectators: 6,200

**ITA vs NED**  
**3 0**

Team	Sets	1	2	3	Total
ITA	3	25	25	25	75
NED	0	19	21	20	60
Playing Time		20m	23m	24m	1h07m

First Referee: RACHARD Patrick (FRA)

Second Referee: HOBOR Bela (HUN)

ITA - Italy						
No	C/L Name	1	2	3	4	5 Pts
1	MASTRANGELO Luigi	1	2	6		5
5	VERMIGLIO Valerio	5	6	4		5
6	PAPI Samuele	6	1	5		10
7	SARTORETTI Andrea	2	3	1		11
8	CISOLLA Alberto					
11	SIMEONOV Ventzislav					
12	L PIPPI Damiano	L	L	L		
13	C GIANI Andrea					
14	FEI Alessandro	4	5	3		4
15	TOFOLI Paolo					
17	COZZI Paolo				1	
18	CERNIC Matej	3	4	2		10
Head Coach:		MONTALI Gianpaolo (ITA)				
Assistant Coach:		DAGIONI Massimo (ITA)				

NED - Netherlands						
No	C/L Name	1	2	3	4	5 Pts
1	van GENDT Dirk-Jan		2	1		1
2	FRERIKS Nico	2	6	1		1
3	L KLOK Marko	L	L	L		
4	C NUMMERDOR Reinder	3	1	2		5
5	GORTZEN Guido	6	4	5		9
6	SCHUIL Richard	5	3	4		16
7	van de GOOR Mike	4	2	3		6
9	TROMMEL Jeroen	7	5			
12	HORSTINK Robert				4	2
14	van DIJK Kay					
17	BONTJE Rob	1	5	6		6
18	CRISTINA Albert	7	7			2
Head Coach:		GOEDKOOPT Bert (NED)				
Assistant Coach:		van REE Arnold (NED)				

**TEAM AND PLAYER PERFORMANCES**

Won	Total Atts	No	Name
<b>34</b>	<b>62</b>	<b>Total Team</b>	
9	17	6	PAPI Samuele
8	15	18	CERNIC Matej
7	14	7	SARTORETTI Andrea
<b>6</b>	<b>35</b>	<b>Total Team</b>	
2	8	18	CERNIC Matej
1	10	14	FEI Alessandro
1	6	6	PAPI Samuele
<b>5</b>	<b>74</b>	<b>Total Team</b>	
3	18	7	SARTORETTI Andrea
2	15	1	MASTRANGELO Luigi
<b>30</b>		<b>Total Team</b>	
<b>75</b>	<b>171</b>	<b>Total Team</b>	
11	36	7	SARTORETTI Andrea

Scoring Skills
<b>Spike</b>
<b>Block</b>
<b>Serve</b>
<b>Opp Error</b>
<b>Total</b>

Won	Total Atts	No	Name
<b>38</b>	<b>80</b>	<b>Total Team</b>	
14	35	6	SCHUIL Richard
7	12	5	GORTZEN Guido
5	12	4	NUMMERDOR Reinder
<b>8</b>	<b>32</b>	<b>Total Team</b>	
2	6	7	van de GOOR Mike
2	5	5	GORTZEN Guido
2	5	18	CRISTINA Albert
<b>2</b>	<b>61</b>	<b>Total Team</b>	
1	9	6	SCHUIL Richard
1	9	17	BONTJE Rob
<b>12</b>		<b>Total Team</b>	
<b>60</b>	<b>173</b>	<b>Total Team</b>	
16	45	6	SCHUIL Richard

**Legend:**

**C** - Team Captain **n** - Starting Line-Up where n=starting position on Court (i.e. positions 1 to 6)  
**nn** - Substitute where nn=jersey number of out going player **L** - Libero Player **L** - Substitute Libero **Pts** - Points scored  
**Atts** - Attempts **Opp** - Opponent



P2

## Match Results

Αποτελέσματα Αγώνα / Résultats du match

Match No: 24 Start Time: 22:20 End Time: 23:35 Match Duration: 1h15m Spectators: 5,400

**BRA vs RUS**  
**3 0**

Team	Sets	1	2	3	Total
BRA	3	25	25	25	75
RUS	0	19	13	23	55
Playing Time		23m	20m	26m	1h09m

First Referee: ITO Hiroyuki (JPN)

Second Referee: KIM Kun Tae (KOR)

BRA - Brazil						
No	C/L Name	1	2	3	4	5 Pts
3	GAVIO Giovane					
4	HELLER Andre	2	2	2		5
6	LIMA Mauricio					
7	GODOY FILHO Gilberto	1	1	1		14
9	NASCIMENTO Andre	3	3	3		8
10	L SANTOS Sergio Dutra	L	L	L		
11	RODRIGUES Anderson			17		1
12	C BITENCOURT Naibert					
13	ENDRES Gustavo	5	5	5		15
14	SANTANA Rodrigo					
17	GARCIA Ricardo	6	6	6		3
18	AMARAL Dante Guimaraes	4	4	4		14
Head Coach:		REZENDE Bernardo (BRA)				
Assistant Coach:		TABACH Ricardo (BRA)				

RUS - Russia						
No	C/L Name	1	2	3	4	5 Pts
1	DINEYKIN Stanislav	3	3			1
4	BARANOV Sergey	18	1	4		9
5	ABRAMOV Pavel		1			
7	KAZAKOV Alexey			18		
8	TETYUKHIN Serguey	4	4	5		10
9	C KHAMUTTSKIKH Vadim	6	6			3
10	KOSAREV Alexander	1	5	14		5
11	USHAKOV Konstantin	1	9	1		
12	KHTEY Taras	9	8	2		3
14	EGORCHEV Andrey	2	2	3		7
16	L VERBOV Alexey	L	L	L		
18	KULESHOV Alexey	5	5	6		6
Head Coach:		SHIPULIN Gennady (RUS)				
Assistant Coach:		KOLCINS Boriss (RUS)				

## TEAM AND PLAYER PERFORMANCES

Won	Total Atts	No	Name
<b>45</b>	<b>79</b>	<b>Total Team</b>	
13	22	7	GODOY FILHO Gilberto
10	17	18	AMARAL Dante Guimaraes
9	12	13	ENDRES Gustavo
<b>10</b>	<b>45</b>	<b>Total Team</b>	
4	10	18	AMARAL Dante Guimaraes
3	11	13	ENDRES Gustavo
2	4	17	GARCIA Ricardo
<b>5</b>	<b>73</b>	<b>Total Team</b>	
3	12	13	ENDRES Gustavo
1	19	9	NASCIMENTO Andre
1	10	7	GODOY FILHO Gilberto
<b>15</b>		<b>Total Team</b>	
<b>75</b>	<b>197</b>	<b>Total Team</b>	
15	35	13	ENDRES Gustavo

Scoring Skills
<b>Spike</b>
<b>Block</b>
<b>Serve</b>
<b>Opp Error</b>
<b>Total</b>
<b>Best Scorer</b>

Won	Total Atts	No	Name
<b>39</b>	<b>88</b>	<b>Total Team</b>	
10	23	8	TETYUKHIN Serguey
7	9	14	EGORCHEV Andrey
6	15	4	BARANOV Sergey
<b>5</b>	<b>36</b>	<b>Total Team</b>	
3	5	4	BARANOV Sergey
2	3	10	KOSAREV Alexander
<b>0</b>	<b>57</b>	<b>Total Team</b>	
<b>11</b>		<b>Total Team</b>	
<b>55</b>	<b>181</b>	<b>Total Team</b>	
10	36	8	TETYUKHIN Serguey

### Legend:

C - Team Captain n - Starting Line-Up where n=starting position on Court (i.e. positions 1 to 6)  
 nn - Substitute where nn=jersey number of out going player L - Libero Player L - Substitute Libero Pts - Points scored  
 Atts - Attempts Opp - Opponent



**P2**

**Match Results**

Αποτελέσματα Αγώνα / Résultats du match

Match No: 26 Start Time: 11:15 End Time: 13:15 Match Duration: 2h00m Spectators: 4,134

**RUS vs ITA**  
**3 2**

Team	Sets	1	2	3	4	5	Total
<b>RUS</b>	<b>3</b>	25	25	22	23	15	110
<b>ITA</b>	<b>2</b>	16	22	25	25	13	101
<b>Playing Time</b>		19m	25m	25m	25m	14m	1h48m

First Referee: LEUTHAEUSSER Frank (GER)

Second Referee: RACHARD Patrick (FRA)

RUS - Russia									
No	C/L	Name	1	2	3	4	5	Pts	
1		DINEYKIN Stanislav					4	1	
4		BARANOV Sergey	3	3	3	3	4	15	
5		ABRAMOV Pavel	1	1	1	4		15	
7		KAZAKOV Alexey			18	5	6	7	
8		TETYUKHIN Serguey	4	4	4		12	18	
9	C	KHAMUTTSKIKH Vadim	6	6	6	6	1	6	
10		KOSAREV Alexander					2	3	
11		USHAKOV Konstantin							
12		KHTEY Taras			9	1	5	7	
14		EGORCHEV Andrey	2	2	2	2	3	13	
16	L	VERBOV Alexey	L	L	L	L	L		
18		KULESHOV Alexey	5	5	5	9	9	6	
<b>Head Coach:</b>		SHIPULIN Gennady (RUS)							
<b>Assistant Coach:</b>		KOLCINS Boriss (RUS)							

ITA - Italy									
No	C/L	Name	1	2	3	4	5	Pts	
1		MASTRANGELO Luigi							
5		VERMIGLIO Valerio	5	6	5	5	4	1	
6		PAPI Samuele	6	1				2	
7		SARTORETTI Andrea	2	3	2	2	1	19	
8		CISOLLA Alberto					18		
11		SIMEONOV Ventzislav	5			5		1	
12	L	PIPPI Damiano	L	L	L	L	L		
13	C	GIANI Andrea		6	6	6	5	12	
14		FEI Alessandro	4	5	4	4	3	9	
15		TOFOLI Paolo	7			7			
17		COZZI Paolo	1	2	1	1	6	8	
18		CERNIC Matej	3	4	3	3	2	15	
<b>Head Coach:</b>		MONTALI Gianpaolo (ITA)							
<b>Assistant Coach:</b>		DAGIONI Massimo (ITA)							

**TEAM AND PLAYER PERFORMANCES**

Won	Total Atts	No	Name
<b>68</b>	<b>137</b>	<b>Total Team</b>	
15	32	5	ABRAMOV Pavel
15	29	8	TETYUKHIN Serguey
12	30	4	BARANOV Sergey
<b>14</b>	<b>76</b>	<b>Total Team</b>	
4	15	9	KHAMUTTSKIKH Vadim
4	13	14	EGORCHEV Andrey
3	7	7	KAZAKOV Alexey
<b>9</b>	<b>109</b>	<b>Total Team</b>	
2	22	4	BARANOV Sergey
2	15	9	KHAMUTTSKIKH Vadim
1	17	14	EGORCHEV Andrey
<b>19</b>		<b>Total Team</b>	
<b>110</b>	<b>322</b>	<b>Total Team</b>	
18	55	8	TETYUKHIN Serguey

Scoring Skills
<b>Spike</b>
<b>Block</b>
<b>Serve</b>
<b>Opp Error</b>
<b>Total</b>

Won	Total Atts	No	Name
<b>57</b>	<b>130</b>	<b>Total Team</b>	
17	38	7	SARTORETTI Andrea
13	33	18	CERNIC Matej
10	21	13	GIANI Andrea
<b>8</b>	<b>74</b>	<b>Total Team</b>	
3	24	17	COZZI Paolo
2	6	13	GIANI Andrea
1	20	14	FEI Alessandro
<b>2</b>	<b>102</b>	<b>Total Team</b>	
1	21	18	CERNIC Matej
1	16	7	SARTORETTI Andrea
<b>34</b>		<b>Total Team</b>	
<b>101</b>	<b>306</b>	<b>Total Team</b>	
19	64	7	SARTORETTI Andrea

**Legend:**

**C** - Team Captain **n** - Starting Line-Up where n=starting position on Court (i.e. positions 1 to 6)  
**nn** - Substitute where nn=jersey number of out going player **L** - Libero Player **L** - Substitute Libero **Pts** - Points scored  
**Atts** - Attempts **Opp** - Opponent





P2

## Match Results

Αποτελέσματα Αγώνα / Résultats du match

Match No: 27 Start Time: 14:00 End Time: 15:10 Match Duration: 1h10m Spectators: 4,120

**NED vs AUS**  
**3 0**

Team	Sets	1	2	3	Total
NED	3	25	25	25	75
AUS	0	22	17	16	55
Playing Time		23m	21m	20m	1h04m

First Referee: ABDEL MAGID Mahmoud (EGY)

Second Referee: PEREYRA Juan Angel (ARG)

NED - Netherlands						
No	C/L Name	1	2	3	4	5 Pts
1	van GENDT Dirk-Jan					
2	FRERIKS Nico	6	1	5		2
3	L KLOK Marko	L	L	L		
4	C NUMMERDOR Reinder	1	2	6		9
5	GORTZEN Guido	4	5	3		15
6	SCHUIL Richard	3	4	2		17
7	van de GOOR Mike	2	3	1		9
9	TROMMEL Jeroen	17				
12	HORSTINK Robert	4		5		
14	van DIJK Kay	2		6		
17	BONTJE Rob	5	6	4		7
18	CRISTINA Albert					
Head Coach:		GOEDKOOP Bert (NED)				
Assistant Coach:		van REE Arnold (NED)				

AUS - Australia						
No	C/L Name	1	2	3	4	5 Pts
1	C HOWARD Daniel	4	3	4		5
3	SORENSEN Grant		10			
4	HARDY Benjamin	6	5	6		6
5	CAMPBELL Luke	1	6	1		9
7	YOUNG Matthew		18	18		
9	EARL Andrew			15		2
10	BEARD David	3	2			1
12	L MORAN Travis	L	L	L		
13	FERGUSON David					
14	CHRISTENSEN Zane	2	1	3		13
15	van BEEST Hidde	18		2		3
18	ALDERMAN Brett	5	4	5		1
Head Coach:		URIARTE Jon (AUS)				
Assistant Coach:		BORGEAUD Russell Charles (AUS)				

## TEAM AND PLAYER PERFORMANCES

Won	Total Atts	No	Name	Scoring Skills	Won	Total Atts	No	Name
<b>44</b>	<b>82</b>	<b>Total Team</b>			<b>32</b>	<b>77</b>	<b>Total Team</b>	
14	26	6	SCHUIL Richard	Spike	13	28	14	CHRISTENSEN Zane
12	16	5	GORTZEN Guido		6	16	4	HARDY Benjamin
8	15	4	NUMMERDOR Reinder		6	8	5	CAMPBELL Luke
<b>9</b>	<b>32</b>	<b>Total Team</b>		Block	<b>7</b>	<b>41</b>	<b>Total Team</b>	
4	11	7	van de GOOR Mike		3	13	1	HOWARD Daniel
3	9	17	BONTJE Rob		3	10	5	CAMPBELL Luke
1	3	2	FRERIKS Nico	1	4	18	ALDERMAN Brett	
<b>6</b>	<b>74</b>	<b>Total Team</b>		Serve	<b>1</b>	<b>56</b>	<b>Total Team</b>	
3	11	5	GORTZEN Guido		1	4	9	EARL Andrew
2	13	6	SCHUIL Richard					
1	13	4	NUMMERDOR Reinder					
<b>16</b>		<b>Total Team</b>		Opp Error	<b>15</b>		<b>Total Team</b>	
<b>75</b>	<b>188</b>	<b>Total Team</b>		Total	<b>55</b>	<b>174</b>	<b>Total Team</b>	
17	41	6	SCHUIL Richard	Best Scorer	13	40	14	CHRISTENSEN Zane

### Legend:

C - Team Captain n - Starting Line-Up where n=starting position on Court (i.e. positions 1 to 6)  
 nn - Substitute where nn=jersey number of out going player L - Libero Player L - Substitute Libero Pts - Points scored  
 Atts - Attempts Opp - Opponent



P2

## Match Results

Αποτελέσματα Αγώνα / Résultats du match

Match No: 30 Start Time: 22:20 End Time: 00:02 Match Duration: 1h42m Spectators: 3,150

USA vs BRA

3 1

Team	Sets	1	2	3	4	Total
USA	3	25	25	18	25	93
BRA	1	22	23	25	22	92
Playing Time		24m	25m	22m	22m	1h33m

First Referee: HOBOR Bela (HUN) Second Referee: JOVANOVIC de Jan (SCG)

USA - United States									
No	C/L	Name	1	2	3	4	5	Pts	
1	C	BALL Lloy							
5	L	SULLIVAN Erik	L	L	L	L			
6		EATHERTON Phillip					3	2	
7		SUXHO Donald	3	3	3	1		2	
8		PRIDDY William	1	1	1			10	
9		MILLAR Ryan	2	2	2	6		9	
10		SALMON Riley	4	4	4	2		7	
11		BILLINGS Brook	6	6	6	4		9	
12		HOFF Thomas	5	5	5			4	
13		STANLEY Clayton	12	12		6			
14		BARNETT Kevin	9	9	9	10		3	
15		GARDNER Gabriel			8	5		2	
Head Coach:		BEAL Doug (USA)							
Assistant Coach:		McGOWN Carl (USA)							

BRA - Brazil									
No	C/L	Name	1	2	3	4	5	Pts	
3		GAVIO Giovane	4	2	2	2		15	
4		HELLER Andre			3	3	3	7	
6		LIMA Mauricio	9		1	1		2	
7		GODOY FILHO Gilberto							
9		NASCIMENTO Andre	6	4				5	
10	L	SANTOS Sergio Dutra	L	L	L	L			
11		RODRIGUES Anderson	17	9	4	4		15	
12	C	BITENCOURT Naibert	1						
13		ENDRES Gustavo	2					1	
14		SANTANA Rodrigo	5	6	6	6		15	
17		GARCIA Ricardo	3	1				1	
18		AMARAL Dante Guimaraes	5	5	5			10	
Head Coach:		REZENDE Bernardo (BRA)							
Assistant Coach:		TABACH Ricardo (BRA)							

## TEAM AND PLAYER PERFORMANCES

Won	Total Atts	No	Name
<b>39</b>	<b>100</b>	<b>Total Team</b>	
9	30	11	BILLINGS Brook
8	17	8	PRIDDY William
7	14	9	MILLAR Ryan
<b>6</b>	<b>55</b>	<b>Total Team</b>	
2	10	9	MILLAR Ryan
2	8	8	PRIDDY William
1	7	10	SALMON Riley
<b>3</b>	<b>92</b>	<b>Total Team</b>	
1	18	7	SUXHO Donald
1	8	14	BARNETT Kevin
1	5	15	GARDNER Gabriel
<b>45</b>		<b>Total Team</b>	
<b>93</b>	<b>247</b>	<b>Total Team</b>	
10	37	8	PRIDDY William

Scoring Skills
<b>Spike</b>
<b>Block</b>
<b>Serve</b>
<b>Opp Error</b>
<b>Total</b>
<b>Best Scorer</b>

Won	Total Atts	No	Name
<b>49</b>	<b>102</b>	<b>Total Team</b>	
11	16	14	SANTANA Rodrigo
9	25	3	GAVIO Giovane
9	21	11	RODRIGUES Anderson
<b>15</b>	<b>59</b>	<b>Total Team</b>	
4	17	14	SANTANA Rodrigo
4	6	3	GAVIO Giovane
2	15	4	HELLER Andre
<b>7</b>	<b>93</b>	<b>Total Team</b>	
4	15	11	RODRIGUES Anderson
2	19	3	GAVIO Giovane
1	10	18	AMARAL Dante Guimaraes
<b>21</b>		<b>Total Team</b>	
<b>92</b>	<b>254</b>	<b>Total Team</b>	
15	50	3	GAVIO Giovane

### Legend:

C - Team Captain n - Starting Line-Up where n=starting position on Court (i.e. positions 1 to 6)  
nn - Substitute where nn=jersey number of out going player L - Libero Player L - Substitute Libero Pts - Points scored  
Atts - Attempts Opp - Opponent



P5

## Players Ranking by Skills

Κατάταξη Παικτών ανά Επιδξιότητες / Classement des joueurs par aptitudes

As of SUN 29 AUG 2004

### BEST SCORERS

Rk	No	Name	NOC	Spike	Block	Serve	Total
1	7	SARTORETTI Andrea	ITA	105	13	19	137
2	1	MILINKOVIC Marcos	ARG	108	10	11	129
3	7	GODOY FILHO Gilberto	BRA	110	8	8	126
4	16	KRAVARIK Antrej	GRE	97	10	11	118
5	2	ELGUETA Jorge Alberto	ARG	91	16	3	110
5	3	GRUSZKA Piotr	POL	100	5	5	110
5	13	STANLEY Clayton	USA	83	10	17	110
8	18	AMARAL Dante Guimaraes	BRA	77	16	8	101
9	8	TETYUKHIN Serguey	RUS	89	6	5	100
10	9	NASCIMENTO Andre	BRA	81	8	9	98
11	8	PRIDDY William	USA	72	11	3	86
12	10	GRBIC Vladimir	SCG	70	11	3	84
13	18	CERNIC Matej	ITA	75	4	4	83
14	13	ENDRES Gustavo	BRA	54	15	13	82
15	6	PAPI Samuele	ITA	68	7	3	78
15	6	MUREK Dawid	POL	65	4	9	78
17	14	FEI Alessandro	ITA	49	13	15	77
18	18	BAEV Tontor-Zlatko	GRE	56	8	11	75
19	13	VUJEVIC Goran	SCG	59	7	7	73
20	4	HELLER Andre	BRA	56	13	3	72
20	1	MASTRANGELO Luigi	ITA	42	20	10	72
20	14	BARNETT Kevin	USA	54	14	4	72
23	18	KULESHOV Alexey	RUS	45	24	1	70
23	9	MILLAR Ryan	USA	53	16	1	70
25	4	BARANOV Sergey	RUS	51	7	7	65
26	10	SPAJIC Alejandro	ARG	54	8	1	63
27	2	GKIOURDAS Marios	GRE	40	7	11	58
28	1	DINEYKIN Stanislav	RUS	48	6	3	57
28	10	KOSAREV Alexander	RUS	40	9	8	57
30	3	PORPORATTO Gustavo	ARG	40	13	2	55
31	14	MILJKOVIC Ivan	SCG	41	3	8	52
31	12	HOFF Thomas	USA	42	9	1	52
33	7	KAZAKOV Alexey	RUS	32	11	5	48
34	10	TSAKIROPOULOS Antonios	GRE	29	18		47
35	14	EGORCHEV Andrey	RUS	32	13	1	46
36	2	VASIC Milan	SCG	38	6	1	45
36	12	GERIC Andrija	SCG	27	16	2	45
38	3	CHATZIANTONIOU Theodoros	GRE	29	14	1	44
39	16	GOLAS Arkadiusz	POL	31	10	2	43
40	1	CHRISTOFIDELIS Konstantinos	GRE	36	4	2	42
40	13	SWIDERSKI Sebastian	POL	36	4	2	42
42	18	GIANI Gaston	ARG	31	6	3	40
43	5	ABRAMOV Pavel	RUS	32	2	1	35
44	18	SZCZERBANIUK Robert	POL	23	9	2	34
45	11	RODRIGUES Anderson	BRA	20	6	6	32
45	13	GIANI Andrea	ITA	23	8	1	32
47	17	MARKOVIC Milan	SCG	16	10	3	29
48	11	BILLINGS Brook	USA	23	5		28
49	9	GRBIC Nikola	SCG	16	7	4	27
50	5	VERMIGLIO Valerio	ITA	21	3	2	26
<b>Tournament Totals</b>				3726	685	369	4780

**Legend:**

Rk - Rank

**Note:** Only Teams Advancing to the quarterfinals are ranked

50 players are listed, except where ties would extend the list beyond 50 in which case the tied players are not listed.




P5

## Players Ranking by Skills

Κατάταξη Παικτών ανά Επιδειξιότητες / Classement des joueurs par aptitudes

As of SUN 29 AUG 2004

### BEST SPIKERS

Scoring	RK	No	Name	NOC	Spikes	Faults	Shots	Total Attempts	Eff %
<b>Spikers</b>	1	18	AMARAL Dante Guimaraes	BRA	77	15	48	140	44.29
	2	9	NASCIMENTO Andre	BRA	81	17	55	153	41.83
	3	2	ELGUETA Jorge Alberto	ARG	91	17	69	177	41.81
	4	7	GODOY FILHO Gilberto	BRA	110	26	66	202	41.58
	5	18	BAEV Tontor-Zlatko	GRE	56	16	44	116	34.48
	6	8	TETYUKHIN Serguey	RUS	89	26	75	190	33.16
	7	10	GRBIC Vladimir	SCG	70	17	75	162	32.72
	8	1	MILINKOVIC Marcos	ARG	108	32	96	236	32.20
	9	13	VUJEVIC Goran	SCG	59	15	65	139	31.65
	10	3	GRUSZKA Piotr	POL	100	33	79	212	31.60
	<b>Limit</b>	Tournament Totals				3726	1235	2959	7920
15 %									

### BEST BLOCKERS

Scoring	RK	No	Name	NOC	Kill Blocks	Faults	Rebounds	Total Attempts	Avg by Set
<b>Blockers</b>	1	18	KULESHOV Alexey	RUS	24	28	34	86	0.80
	2	12	GERIC Andrija	SCG	16	23	26	65	0.73
	3	10	TSAKIROPOULOS Antonios	GRE	18	28	29	75	0.69
	4	1	MASTRANGELO Luigi	ITA	20	28	47	95	0.65
	5	2	ELGUETA Jorge Alberto	ARG	16	21	34	71	0.64
	6	3	CHATZIANTONIOU Theodoros	GRE	14	22	30	66	0.54
	7	9	MILLAR Ryan	USA	16	32	50	98	0.53
	7	18	AMARAL Dante Guimaraes	BRA	16	18	14	48	0.53
	9	3	PORPORATTO Gustavo	ARG	13	36	41	90	0.52
		Tournament Totals				685	1420	1940	4045

### BEST SERVERS

Scoring	RK	No	Name	NOC	Aces	Faults	Serve Hits	Total Attempts	Avg by Set
<b>Servers</b>	1	7	SARTORETTI Andrea	ITA	19	16	99	134	0.61
	2	13	STANLEY Clayton	USA	17	11	93	121	0.57
	3	14	FEI Alessandro	ITA	15	22	88	125	0.48
	4	1	MILINKOVIC Marcos	ARG	11	7	82	100	0.44
	5	13	ENDRES Gustavo	BRA	13	15	71	99	0.43
	6	2	GKIOURDAS Marios	GRE	11	16	77	104	0.42
	6	16	KRAVARIK Antrej	GRE	11	7	75	93	0.42
	6	18	BAEV Tontor-Zlatko	GRE	11	23	38	72	0.42
	9	6	MUREK Dawid	POL	9	15	63	87	0.41
	10	14	MILJKOVIC Ivan	SCG	8	5	35	48	0.36
		Tournament Totals				369	833	5276	6478

#### Legend:

Rk - Rank Eff % - Efficiency % Avg - Average

**Note:** Only Teams Advancing to the quarterfinals are ranked

10 players are listed, except where ties would extend the list beyond 10 in which case the tied players are not listed.



**P5**

## Players Ranking by Skills

Κατάταξη Παικτών ανά Επιδειξιότητες / Classement des joueurs par aptitudes

As of SUN 29 AUG 2004


### BEST DIGGERS

Non-Scoring	RK	No	Name	NOC	Digs	Faults	Receptions	Total Attempts	Avg by Set
<b>Diggers</b>	1	10	SANTOS Sergio Dutra	BRA	56	56	58	170	1.87
	2	17	MEANA Pablo	ARG	40	52	58	150	1.60
	3	5	SULLIVAN Erik	USA	42	51	46	139	1.40
	4	12	PIPPI Damiano	ITA	42	54	45	141	1.35
	5	16	VERBOV Alexey	RUS	35	54	62	151	1.17
	6	8	TETYUKHIN Serguey	RUS	32	24	44	100	1.07
	7	8	IGNACZAK Krzysztof	POL	21	43	45	109	0.95
	8	8	MIJIC Vasa	SCG	20	46	50	116	0.91
	9	13	VUJEVIC Goran	SCG	19	14	32	65	0.86
	10	6	PAPI Samuele	ITA	25	25	37	87	0.81
	Tournament Totals				1087	2179	2873	6139	7.55

### BEST SETTERS

Non-Scoring	RK	No	Name	NOC	Running Sets	Faults	Still Sets	Total Attempts	Avg by Set
<b>Setters</b>	1	17	GARCIA Ricardo	BRA	258	4	346	608	8.60
	2	8	FERRARO Hernan	ARG	209	5	338	552	8.36
	3	6	KOURNETAS Vasileios	GRE	184	2	343	529	7.08
	4	9	GRBIC Nikola	SCG	151	1	323	475	6.86
	5	5	VERMIGLIO Valerio	ITA	180	8	472	660	5.81
	6	9	KHAMUTTSKIKH Vadim	RUS	169	3	382	554	5.63
	7	1	STELMACH Andrzej	POL	123	6	327	456	5.59
	8	1	BALL Lloy	USA	158	6	389	553	5.27
	9	11	USHAKOV Konstantin	RUS	43	1	67	111	1.43
	10	7	SUXHO Donald	USA	31	-	97	128	1.03
	Tournament Totals				2015	71	5473	7559	13.99

### BEST RECEIVERS

Non-Scoring	RK	No	Name	NOC	Excellents	Faults	Serve Receptions	Total Attempts	Succ %
<b>Receivers</b>	1	10	SANTOS Sergio Dutra	BRA	129	8	52	189	68.25
	2	8	MIJIC Vasa	SCG	96	13	43	152	63.16
	3	7	STEFANOU Georgios	GRE	102	7	55	164	62.20
	4	17	MEANA Pablo	ARG	83	10	42	135	61.48
	5	2	GKIOURDAS Marios	GRE	79	7	47	133	59.40
	6	18	AMARAL Dante Guimaraes	BRA	124	9	77	210	59.05
	7	16	VERBOV Alexey	RUS	122	11	81	214	57.01
	8	8	IGNACZAK Krzysztof	POL	94	6	67	167	56.29
	9	5	SULLIVAN Erik	USA	100	10	79	189	52.91
<b>Limit</b>	10	8	PRIDY William	USA	91	13	68	172	52.91
25 %	Tournament Totals				3191	330	2098	5619	56.79

#### Legend:

Rk - Rank Avg - Average Succ % - Success %

**Note:** Only Teams Advancing to the quarterfinals are ranked

10 players are listed, except where ties would extend the list beyond 10 in which case the tied players are not listed.




**P6**


**Teams Ranking by Skills**

Κατάταξη Ομάδων ανά Επιδεξιότητες / Classement des équipes par aptitudes


As of SUN 29 AUG 2004

<b>Scoring</b>
<b>Spikers</b>


RK	Team	Spikes	Faults	Shots	Total Attempts	Eff %
1	BRA - BRAZIL	436	99	267	802	42.02
2	ARG - ARGENTINA	341	83	254	678	38.05
3	POL - POLAND	296	97	220	613	32.46
4	RUS - RUSSIA	387	126	303	816	31.99
5	GRE - GREECE	329	108	258	695	31.80
6	SCG - SERBIA and MONTENEGRO	299	89	274	662	31.72
7	ITA - ITALY	390	131	296	817	31.70
8	USA - UNITED STATES	370	150	300	820	26.83
Tournament Totals		3726	1235	2959	7920	31.45

<b>Scoring</b>
<b>Blockers</b>


RK	Team	Kill Blocks	Faults	Rebounds	Total Attempts	Avg by Set
1	SCG - SERBIA and MONTENEGRO	66	113	179	358	3.00
2	GRE - GREECE	75	121	165	361	2.88
3	RUS - RUSSIA	86	169	213	468	2.87
4	BRA - BRAZIL	83	147	200	430	2.77
5	USA - UNITED STATES	75	165	236	476	2.50
6	ARG - ARGENTINA	61	125	171	357	2.44
7	ITA - ITALY	71	148	193	412	2.29
8	POL - POLAND	40	107	138	285	1.82
Tournament Totals		685	1420	1940	4045	4.76

<b>Scoring</b>
<b>Servers</b>


RK	Team	Aces	Faults	Serve Hits	Total Attempts	Avg by Set
1	ITA - ITALY	54	78	589	721	1.74
2	BRA - BRAZIL	52	112	559	723	1.73
3	GRE - GREECE	41	70	473	584	1.58
4	SCG - SERBIA and MONTENEGRO	34	91	401	526	1.55
5	USA - UNITED STATES	39	67	565	671	1.30
6	RUS - RUSSIA	35	86	562	683	1.17
7	POL - POLAND	25	61	404	490	1.14
8	ARG - ARGENTINA	22	60	484	566	0.88
Tournament Totals		369	833	5276	6478	2.56

**Legend:**

**Rk** - Rank **Eff %** - Efficiency % **Avg** - Average

**Note:** Only Teams Advancing to the quarterfinals are ranked




**P6**


**Teams Ranking by Skills**

Κατάταξη Ομάδων ανά Επιδεξιότητες / Classement des équipes par aptitudes


As of SUN 29 AUG 2004

Non-Scoring
<b>Diggers</b>


RK	Team	Digs	Faults	Receptions	Total Attempts	Avg by Set
1	BRA - BRAZIL	138	209	249	596	4.60
2	ITA - ITALY	132	206	263	601	4.26
3	USA - UNITED STATES	119	215	302	636	3.97
4	RUS - RUSSIA	118	217	298	633	3.93
5	ARG - ARGENTINA	89	226	270	585	3.56
6	SCG - SERBIA and MONTENEGRO	74	158	261	493	3.36
7	POL - POLAND	71	177	209	457	3.23
8	GRE - GREECE	78	175	274	527	3.00
Tournament Totals		1087	2179	2873	6139	7.55

Non-Scoring
<b>Setters</b>


RK	Team	Running Sets	Faults	Still Sets	Total Attempts	Avg by Set
1	BRA - BRAZIL	277	8	475	760	9.23
2	ARG - ARGENTINA	213	9	442	664	8.52
3	GRE - GREECE	198	5	463	666	7.62
4	SCG - SERBIA and MONTENEGRO	160	3	440	603	7.27
5	RUS - RUSSIA	212	7	549	768	7.07
6	POL - POLAND	147	8	427	582	6.68
7	USA - UNITED STATES	189	6	584	779	6.30
8	ITA - ITALY	182	10	596	788	5.87
Tournament Totals		2015	71	5473	7559	13.99

Non-Scoring
<b>Receivers</b>


RK	Team	Excellents	Faults	Serve Receptions	Total Attempts	Succ %
1	BRA - BRAZIL	356	25	177	558	63.80
2	GRE - GREECE	299	28	170	497	60.16
3	SCG - SERBIA and MONTENEGRO	257	23	165	445	57.75
4	RUS - RUSSIA	332	35	209	576	57.64
5	ARG - ARGENTINA	274	28	180	482	56.85
6	POL - POLAND	238	19	181	438	54.34
7	ITA - ITALY	305	50	228	583	52.32
8	USA - UNITED STATES	288	43	255	586	49.15
Tournament Totals		3191	330	2098	5619	56.79

**Legend:**

**Rk** - Rank **Avg** - Average **Succ %** - Success %

**Note:** Only Teams Advancing to the quarterfinals are ranked

## 7ca dYh]h]cb`CZZ]VU`g

: =J 6`CZZ]VU`g

: i bV]cb	BUa Y	BC7`
7cbhfc`7ca a ]hYY`DfYg]XYbh	57CGH5`Fi VYb	A 9L! A YI ]Vt
HYV\ b]W`8Y`Y[ UHY	? 9@M@UbW`	GI = Gk ]mYf`UbX
FYZfYY]b[ `8Y`Y[ UHY	? F 5I G` ; Uj f]Y`	=GF! =gfUY`

: =J 6`7cbhfc`7ca a ]hYY

: i bV]cb	BUa Y	BC7`
5ddYU`Gi VVta a ]hYY	69F 69B`D\`]d	69@ 6Y` [ ]i a
.	6CF =7=7`5`YI UbXYf	G7; !GYfV]U` / `A cbhYbY[ fc
.	7 < 9GBC? CJ `M f]	FI G! Fi gg]U
.	? 5B5B9B` < Ubbi `	: =B! : ]b`UbX
.	A 5FH9` < C: : =N`7f]ghcVU`	8CA! 8ca ]b]W\ b`F Ydi V`]W
.	HC MC 85` < ]fcg\]	>DB! >JdUb
.	K 9=`>]n\cb[	7 < B! 7\ ]bU
FYZfYY`Gi VVta a ]hYY	A C < 5A 98` < UggUb`5"	9; M 9[ mdh
.	B =G < =K 5? =Mtg\ ]\ Ufi	>DB! >JdUb
.	D5@A 9=F =A `>cgYVY`	6F 5! 6fUn]
.	D9F 9N`J 9BHC` >" F Ua cb	7I 6! 7i VU
.	GH99@5`YI UbXYf	; 6F! ; fYU! 6f]h]b
J Ybi Y`CdYfUh]cbg`Gi VVta a ]hYY	K 5? 5C`? Uhgi a ]	>DB! >JdUb
.	K CB; DF 5G9FH`G\ Ubf]h	H < 5! H\ U]`UbX
DfYgg` / `J =G`Gi VVta a ]hYY	5F 5I >C`J ]WbhY	DCF! Dcfhi [ U`
.	65? 9F`F ]WUfX`	BN@BYk`NYU`UbX
.	89`G5B7H=G`A Ui fc`	=H5! =H`U`m
.	>9H7 < 9J`>]j`_c`	6I @ 6i` [ Uf]U
.	F =, 5A CBH=`5`VYfrc`	=H5! =H`U`m
.	< C@N; F 59: 9`A UbZfYX	; 9F! ; Yfa Ubm

## FYZfYYg

: i bV]cb	BUa Y	BC7`
FYZfYYg	5689@A 5; =8`A U\ a ci X` <"	9; M 9[ mdh
.	5@B55A 5`=VU\]a`A`"	E 5H! E UhUf
.	5@? < @5= =5VXi ``U\	? G5! Gui X]`5fUV]U
.	89@@5E I 5`J U`X]f	6F 5! 6fUn]
.	8 =9HF =7 < `F mgnUfX	DC @ Dc`UbX
.	; 5GD5F =@`V]Ubc	=H5! =H`U`m



	<C6CF`6f`U	<I B!<i b[ Ufm
	≠HC`<]fcmi`_]`	>DB!>UdUb
	>CJ5BCJ`=?`8Y`Ub	G7; !GYfV]U`/`A cbhYbY[ fc
	?5F5A D9HGCG`; Ycf[ ]cg	; F9!; fYYW
	?=A`?i b!HUY	?CF!`?cfYU
	@9??5G`; ch]cg	; F9!; fYYW
	@9I H<5I GG9F` : fUb_	; 9F!; Yfa Ubm
	A 98 =B5`; I NA 5B` : fUbV]gVt	7I 6!7i VU
	B5J5`565F75` : YfbUbXc	A 9L!A YI ]Vt
	D9F9MF5`>i Ub`5b[ Y`	5F; !5f[ Ybh]bU
	F57<5F8`DUhf]W_	: F5! : fUbW
	G5@CB9B`>Ufa c	: =B! : ]b`UbX
	G5@]5HCF9`DUhf]WU	I G5!I b]hYX`GHUhg`cZ 5a Yf]W
	GC?I @@`ya ]h	HI F!Hi f_Ym
	K5B;`B]b[	7<B!7\]bU
	N5<CF7CJ5`?Uf]b	7N9!7nYWX`FYdi V`]W



Organising Committee  
for the Olympic Games  
ATHENS 2004

Comité d'Organisation  
des Jeux Olympiques  
ATHÈNES 2004