



ATHENS 2004



Handball

14 - 29 August

Handball

14 - 29 août

OFFICIAL RESULTS BOOK

BROCHURE DES RESULTATS OFFICIELS





Medallists

Κάτοχοι Μεταλ / Médaillés

GOLD	SILVER	BRONZE
<p>DEN - Denmark</p> <p>1 NOERGAARD Louise Bager 2 SKOV Rikke 3 MIKKELSEN Henriette Roende 5 VESTERGAARD Mette 10 JOERGENSEN Rikke Hoerlykke 11 THOMSEN Camilla Ingemann 12 MORTENSEN Karin Oernhoej 13 KIAERSKOU Lotte 14 JENSEN Trine 15 FRUELUND Katrine 16 SCHMIDT Rikke 17 ANDERSEN Kristine 18 BROEDSGAARD Karen 19 DAUGAARD Line 21 TOURAY Josephine</p>	<p>KOR - Korea</p> <p>1 OH Yong Ran 2 WOO Sun Hee 4 HUH Soon Young 5 LEE Gong Joo 7 JANG So Hee 8 KIM Hyun Ok 9 KIM Cha Youn 10 OH Seong Ok 11 HUH Young Sook 12 MOON Kyeong Ha 13 LIM O Kyeong 15 LEE Sang Eun 17 MYOUNG Bok Hee 19 CHOI Im Jeong 20 MOON Pil Hee</p>	<p>UKR - Ukraine</p> <p>1 BORYSENKO Nataliya 3 BURMYSTROVA Ganna 4 SHINKARENKO Tetyana 5 VERGELYUK Maryna 6 YATSENKO Olena 7 SIUKALO Ganna 8 RADCHENKO Olena 9 TSYGITSA Olena 10 MARKUSHEVSKA Galyna 11 SHEVCHENKO Lyudmyla 12 HONCHAROVA Iryna 14 LYAPINA Nataliya 15 BORODINA Anastasiya 16 ZASPA Larysa 17 RAYHEL Oxana</p>



Team Roster

Σύνθεση της Ομάδας / Compos. équipe

ANG - Angola

As of 15 AUG 2004

No.	Name	Pos	L/R	Height m/ft in	Weight kg/lbs	Date of Birth	Age	Club	Int'l. Matches	
									Played	Goals
1	TAVARES Odete	GK	R	1.72 / 5'8"	69 / 152	18 AUG 1976	27	CLUBE D. I DE AGOSTO (ANG)	56	0
3	BENGUE Ilda	LB	R	1.78 / 5'10"	78 / 172	30 OCT 1974	29	DIJON (FRA)	98	402
4	LARICA Belina	CB	R	1.76 / 5'9"	59 / 130	11 FEB 1980	24	PETRO ATLETICO LUANDA (ANG)	5	11
5	TRINDADE Filomena	RW	L	1.64 / 5'5"	63 / 139	26 SEP 1971	32	PETRO ATLETICO LUANDA (ANG)	125	455
6	AMARAL Rosa	P	R	1.75 / 5'9"	76 / 168	21 JUN 1980	24	PETRO ATLETICO LUANDA (ANG)	33	39
7	JOLOLO Ines	LW	R	1.73 / 5'8"	64 / 141	30 NOV 1975	28	CLUBE D. 1 DE AGOSTO (ANG)	54	110
8	ALMEIDA Nair	RB	R	1.80 / 5'11"	66 / 146	23 JAN 1984	20	ENANA (ANG)	28	70
9	TORRES Lili (C)	P	R	1.81 / 5'11"	95 / 209	25 MAY 1969	35	PETRO ATLETICO LUANDA (ANG)	133	247
10	FERNANDES Isabel	LW	R	1.81 / 5'11"	77 / 170	5 JUN 1985	19	PETRO ATLETICO LUANDA (ANG)	13	23
11	KIALA Luisa	CB	R	1.74 / 5'9"	60 / 132	25 JAN 1982	22	PETRO ATLETICO LUANDA (ANG)	22	47
12	BARBOSA Neyde	GK	R	1.75 / 5'9"	77 / 170	23 SEP 1980	23	ENANA (ANG)	6	0
14	PIO Dionisia	RW	L	1.67 / 5'6"	63 / 139	10 FEB 1977	27	FERRABUS (ESP)	5	4
15	NETO Anica	P	R	1.81 / 5'11"	77 / 170	27 DEC 1972	31	CLUBE D. I DE AGOSTO (ANG)	70	50
16	PEDRO Maria	GK	R	1.72 / 5'8"	65 / 143	29 DEC 1982	21	PETRO ATLETICO LUANDA (ANG)	12	0
18	TAVARES Elzira	RB	R	1.84 / 6'0"	86 / 190	13 MAY 1980	24	ENANA (ANG)	16	32
Team average				1.76 / 5'9"	72 / 158		25.7		45.1	

Uniform Colours

Team 1st

Team 2nd

Goalkeeper 1st

Goalkeeper 2nd

Shirt

ROUGE

BLANC

VERT

Shorts

NOIR

BLANO

VERT

Officials:

KULAU Armando Rodrigues

DZHENEV Pavel (BUL)

WILSON Ilindo

GODINHO Pedro

FERNANDEZ Virgilio (CUB)

(Coach)

(Head Coach)

(Assistant Coach)

(Team Leader)

(Team Doctor)

NOTE: Uniform numbers will be confirmed at the team managers meeting and under exceptional circumstances could still be changed right up to the start of the competition.
The player's age has been calculated based on the day of update.
Number of international matches played, includes Olympic Games, Senior and Junior World Championships and Continental Championships (other tournaments and friendly matches not included).

LEGEND	Pos	Position	GK	Goalkeeper	LW	Left Wing	RW	Right Wing
(C)	Captain							
L/R	Handedness	L	Left	R	Right	B	Both	P
LB	Left Back	CB	Centre Back	RB	Right Back			



Team Roster

Σύνθεση της Ομάδας / Compos. équipe

BRA - Brazil

As of 13 AUG 2004

No.	Name	Pos	L/R	Height m/ft in	Weight kg/lbs	Date of Birth	Age	Club	Int'l. Matches	
									Played	Goals
1	MASSON Chana	GK	R	1.84 / 6'0"	78 / 172	18 DEC 1978	25	FCK HANDBOLD A/S (DEN)	82	5
2	DINIZ Fabiana	P	R	1.83 / 6'0"	69 / 152	13 MAY 1981	23	CDES GIL EANES (POR)	45	57
3	NASCIMENTO Alexandra Priscila	LB	L	1.77 / 5'10"	68 / 150	16 SEP 1981	22	HYPO NO (AUT)	33	52
4	MONTAO Margareth	CB	R	1.78 / 5'10"	70 / 154	19 JUL 1971	33	MAUA/UNIVERSO (BRA)	95	219
5	PIEADA Daniela	P	R	1.73 / 5'8"	71 / 157	2 FEB 1979	25	HYPO NO (AUT)	45	78
6	KUESTENER Fabiana	CB	R	1.75 / 5'9"	60 / 132	15 APR 1981	23	AD BLUMENAU (BRA)	13	35
8	AMORIM Ana	LB	R	1.81 / 5'11"	68 / 150	1 APR 1983	21	KOMETAL GJORGE (MKD)	47	60
9	FIGUEIREDO Milene	CB	R	1.68 / 5'6"	73 / 161	3 FEB 1983	21	AGUIAS NOVA GERTY (BRA)	80	185
10	ROSAS Aline	LW	R	1.59 / 5'3"	59 / 130	28 JUN 1979	25	SAO PAULO/GUARU (BRA)	48	84
11	JACQUES Viviane	RW	L	1.71 / 5'7"	58 / 128	20 MAY 1977	27	MESC/SAO BERNARDO (BRA)	75	101
13	SILVA Lucila (C)	RB	R	1.73 / 5'8"	65 / 143	7 MAR 1976	28	SAO PAULO/GUARU (BRA)	105	234
15	SILVA Aline	LB	R	1.76 / 5'9"	80 / 176	25 MAY 1979	25	CDES GIL EANES (POR)	62	155
16	de PAULA Darly	GK	R	1.82 / 6'0"	69 / 152	25 AUG 1982	21	AKABA BERA BERA (ESP)	35	0
17	MESQUITA Idalina	LW	R	1.71 / 5'7"	60 / 132	2 JUL 1976	28	MAUA/UNIVERSO (BRA)	91	150
19	SANTOS Aline	LB	R	1.95 / 6'5"	95 / 209	17 AUG 1981	22	EL FERROBUS MISLATA (ESP)	15	50
Team average				1.76 / 5'9"	70 / 153		24.6		58.1	

Uniform Colours

Team 1st	Shirt	YELLOW
Team 2nd	Shirt	BLUE
Goalkeeper 1st	Shirt	GREEN
Goalkeeper 2nd	Shirt	ORANGE

Shorts

YELLOW
BLUE
DARK BLUE
DARK BLUE

Officials:

CUNHA JUNIOR Arnaldo	(Assistant Coach)
FAGUNDES Ivonete	(Coach)
FUENTES FILHO Alonso	(Physiotherapist)
SCHNEIDER Alexandre	(Head Coach)

NOTE: Uniform numbers will be confirmed at the team managers meeting and under exceptional circumstances could still be changed right up to the start of the competition.
The player's age has been calculated based on the day of update.
Number of international matches played, includes Olympic Games, Senior and Junior World Championships and Continental Championships (other tournaments and friendly matches not included).

LEGEND	(C)	Pos	Position	GK	Goalkeeper	LW	Left Wing	RW	Right Wing
(C)	Captain	L	Left	R	Right	B	Both	P	Pivot
L/R	Handedness	CB	Centre Back	RB	Right Back				
LB	Left Back								



Team Roster

Σύνθεση της Ομάδας / Compos. équipe

CHN - China
As of 13 AUG 2004

No.	Name	Pos	L/R	Height m/ft in	Weight kg/lbs	Date of Birth	Age	Club	Int'l. Matches	
									Played	Goals
1	FAN Jie	GK	R	1.76 / 5'9"	72 / 159	25 OCT 1976	27	BEIJING (CHN)		
2	ZHAI Chao	CB	R	1.78 / 5'10"	65 / 143	14 DEC 1971	32	VIBORG (DEN)		
3	LIU Yun	P	R	1.80 / 5'11"	77 / 170	6 MAR 1982	22	ANHUI (CHN)		
5	LI Bing (C)	CB	R	1.81 / 5'11"	71 / 157	21 JAN 1980	24	BEIJING ARMY (CHN)		
6	ZHANG Zhiqing	LB	R	1.80 / 5'11"	75 / 165	14 OCT 1981	22	GUANGDONG (CHN)		
8	ZHANG Li	LW	R	1.72 / 5'8"	60 / 132	4 OCT 1976	27	BEIJING (CHN)		
9	WANG Min	RB	R	1.74 / 5'9"	68 / 150	14 JUN 1980	24	SHANGHAI (CHN)		
10	WANG Shasha	LB	R	1.76 / 5'9"	72 / 159	8 JAN 1987	17	SHANDONG (CHN)		
11	CHEN Ji	P	R	1.75 / 5'9"	74 / 163	5 DEC 1976	27	SHANGHAI (CHN)		
13	WU Yanan	LW	R	1.73 / 5'8"	65 / 143	14 SEP 1981	22	BEIJING ARMY (CHN)		
14	LIU Xiaomei	RB	L	1.78 / 5'10"	76 / 168	2 MAY 1985	19	ANHUI (CHN)		
15	SUN Laimiao	RW	R	1.76 / 5'9"	75 / 165	8 APR 1981	23	ANHUI (CHN)		
16	YU Geli	GK	R	1.81 / 5'11"	74 / 163	28 APR 1976	28	BEIJING ARMY (CHN)		
17	LEI Sufen	RW	L	1.71 / 5'7"	67 / 148	5 JUN 1979	25	GUANGDONG (CHN)		
19	LI Weiwei	LB	R	1.78 / 5'10"	66 / 146	7 JUL 1982	22	BEIJING ARMY (CHN)		

Team average

1.77 / 5'10" 70 / 155 24.1

Uniform Colours

Team 1st
Team 2nd
Goalkeeper 1st
Goalkeeper 2nd

Shirt
RED
YELLOW
BLUE
GREEN

Shorts
RED
YELLOW
BLUE
GREEN

Officials:

HUANG Songhu (Assistant Coach)
LIU Dedong (Coach)
MA Haiyong (Coach)
CHUNG Hyungkyun (KOR) (Head Coach)

NOTE: Uniform numbers will be confirmed at the team managers meeting and under exceptional circumstances could still be changed right up to the start of the competition.
The player's age has been calculated based on the day of update.
Number of international matches played, includes Olympic Games, Senior and Junior World Championships and Continental Championships (other tournaments and friendly matches not included).

LEGEND	Pos	Position	GK	Goalkeeper	LW	Left Wing	RW	Right Wing
(C)	Captain							
L/R	Handedness	L	Left	R	Right	B	Both	P
LB	Left Back	CB	Centre Back	RB	Right Back			



Team Roster

Σύνθεση της Ομάδας / Compos. équipe

DEN - Denmark

As of 13 AUG 2004

No.	Name	Pos	L/R	Height m/ft in	Weight kg/lbs	Date of Birth	Age	Club	Int'l. Matches	
									Played	Goals
1	NOERGAARD Louise Bager	GK	R	1.83 / 6'0"	73 / 161	23 APR 1982	22	VIBORG HK (DEN)	19	0
2	SKOV Rikke	LB	R	1.81 / 5'11"	73 / 161	7 SEP 1980	23	VIBORG HK (DEN)	41	58
3	MIKKELSEN Henriette Roende	LW	R	1.66 / 5'5"	63 / 139	21 SEP 1980	23	VIBORG HK (DEN)	24	48
5	VESTERGAARD Mette	RB	L	1.72 / 5'8"	64 / 141	27 NOV 1975	28	FCK HANBOLD (DEN)	155	446
10	JOERGENSEN Rikke Hoerlykke	CB	R	1.71 / 5'7"	60 / 132	2 MAY 1976	28	SLAGELSE FH (DEN)	88	129
11	THOMSEN Camilla Ingemann	P	R	1.80 / 5'11"	71 / 157	19 NOV 1974	29	FCK HANBOLD (DEN)	39	56
12	MORTENSEN Karin Oernhoej	GK	R	1.82 / 6'0"	77 / 170	26 SEP 1977	26	IKAST/BORDING EH (DEN)	77	1
13	KIAERSKOU Lotte	CB	R	1.78 / 5'10"	67 / 148	23 JUN 1975	29	VIBORG HK (DEN)	104	379
14	JENSEN Trine	RB/RW	L	1.76 / 5'9"	70 / 154	16 OCT 1980	23	AALBORG DH (DEN)	34	62
15	FRUELUND Katrine	LB	R	1.74 / 5'9"	72 / 159	12 JUL 1978	26	VIBORG HK (DEN)	127	306
16	SCHMIDT Rikke	GK	R	1.84 / 6'0"	75 / 165	14 JAN 1975	29	SLAGELSE FH (DEN)	59	0
17	ANDERSEN Kristine	CB	R	1.72 / 5'8"	72 / 159	2 APR 1976	28	IKAST/BORDING EH (DEN)	99	283
18	BROEDSGAARD Karen (C)	P	R	1.78 / 5'10"	71 / 157	10 MAR 1978	26	IKAST/BORDING EH (DEN)	91	160
19	DAUGAARD Line	LW	R	1.72 / 5'8"	65 / 143	17 JUL 1978	26	IKAST/BORDING EH (DEN)	96	270
21	TOURAY Josephine	RW	L	1.65 / 5'5"	57 / 126	6 OCT 1979	24	IKAST/BORDING (DEN)	69	179
Team average				1.76 / 5'9"	69 / 151		26.0		74.8	

Uniform Colours	Shirt	Shorts
Team 1st	RED	WHITE
Team 2nd	WHITE	RED
Goalkeeper 1st	BLUE	BLACK
Goalkeeper 2nd	GREEN	BLACK

Officials:		
	PYTLICK Jan	(Head Coach)
	JENSEN Kim	(Coach)
	ANDERSEN Vibeke (NAM)	(Coach)
	LUND Brit Bruun	(Team Leader)
	RASMUSSEN Gorm Helleberg	(Assistant Coach)

NOTE: Uniform numbers will be confirmed at the team managers meeting and under exceptional circumstances could still be changed right up to the start of the competition.
The player's age has been calculated based on the day of update.
Number of international matches played, includes Olympic Games, Senior and Junior World Championships and Continental Championships (other tournaments and friendly matches not included).

LEGEND							
(C)	Captain	Pos	Position	GK	Goalkeeper	LW	Left Wing
L/R	Handedness	L	Left	R	Right	B	Both
LB	Left Back	CB	Centre Back	RB	Right Back	RW	Right Wing
						P	Pivot



Team Roster

Σύνθεση της Ομάδας / Compos. équipe

FRA - France

As of 15 AUG 2004

No.	Name	Pos	L/R	Height m/ft in	Weight kg/lbs	Date of Birth	Age	Club	Int'l. Matches	
									Played	Goals
1	DUDZIAK Joanne	GK	R	1.70 / 5'7"	62 / 137	8 JUN 1972	32	HBC NIMES (FRA)	148	1
2	CENDIER AJAGUIN Isabelle	RB	R	1.72 / 5'8"	79 / 174	22 MAY 1977	27	HB METZ (FRA)	84	132
3	VOGEIN Estelle	RW	L	1.70 / 5'7"	57 / 126	3 APR 1976	28	HB METZ (FRA)	85	132
4	LEJEUNE Leila	LB	R	1.76 / 5'9"	63 / 139	16 MAR 1976	28	VIBORG (DEN)	156	636
5	DELERCE Sandrine	CB	R	1.73 / 5'8"	66 / 146	26 APR 1975	29	ES BESANCON (FRA)	155	373
6	JACQUES Melinda	RB	L	1.89 / 6'2"	85 / 187	13 OCT 1971	32	HB METZ (FRA)	58	263
7	MYARO Nodjjalem	LB	R	1.82 / 6'0"	70 / 154	5 SEP 1976	27	KOLDING (DEN)	141	490
8	PECQUEUX ROLLAND Veronique	P	R	1.72 / 5'8"	63 / 139	9 OCT 1972	31	ES BESANCON (FRA)	220	651
10	HERBRECHT Sophie	LB	R	1.74 / 5'9"	65 / 143	13 FEB 1982	22	ES ES BESANCON (FRA)	52	98
11	CANO Stephanie (C)	RW	L	1.64 / 5'5"	60 / 132	17 APR 1974	30	SLAGELSE FH (DEN)	176	306
13	WENDLING Isabelle	P	R	1.75 / 5'9"	82 / 181	30 JAN 1971	33	HB METZ (FRA)	232	386
14	KORFANTY Myriam	LB	R	1.80 / 5'11"	76 / 168	18 OCT 1978	25	US MIOS (FRA)	119	184
16	NICOLAS Valerie	GK	R	1.78 / 5'10"	73 / 161	12 MAR 1975	29	VIBORG (DEN)	174	0
17	GUEHL Delphine	LW	R	1.72 / 5'8"	62 / 137	30 JUL 1978	26	C. DIJON (FRA)	18	23
20	TERVEL Raphaelle	LW	R	1.78 / 5'10"	68 / 150	21 APR 1979	25	ES BESANCON (FRA)	89	161

Team average

1.75 / 5'9"

69 / 152

28.3

127.1

Uniform Colours

Team 1st
Team 2nd
Goalkeeper 1st
Goalkeeper 2nd

Shirt

BLUE
WHITE
BLACK
GREY

Shorts

BLUE
BLUE
BLACK
BLACK

Officials:

KRUMBHOLZ Olivier (Head Coach)
BARADAT Eric (Coach)
JUIN Gerard (Team Doctor)
THAUVOYE Philippe (Physiotherapist)
LAGNIAUX Franck (Physiotherapist)

NOTE: Uniform numbers will be confirmed at the team managers meeting and under exceptional circumstances could still be changed right up to the start of the competition.
The player's age has been calculated based on the day of update.
Number of international matches played, includes Olympic Games, Senior and Junior World Championships and Continental Championships (other tournaments and friendly matches not included).

LEGEND	Pos	Position	GK	Goalkeeper	LW	Left Wing	RW	Right Wing
(C)	Captain							
L/R	Handedness	L	R	Right	B	Both	P	Pivot
LB	Left Back	CB	RB	Right Back				



Team Roster

Σύνθεση της Ομάδας / Compos. équipe

GRE - Greece

As of 13 AUG 2004

No.	Name	Pos	L/R	Height m/ft in	Weight kg/lbs	Date of Birth	Age	Club	Int'l. Matches	
									Played	Goals
2	PSATHA Anna	P	R	1.72 / 5'8"	75 / 165	8 FEB 1975	29	VFL OLDENBURG (GER)	90	270
3	POIMENIDOU Eleni	P	R	1.72 / 5'8"	60 / 132	4 JUL 1980	24	ASE ORMI (GRE)	60	75
5	POTARI Eleni	LW	R	1.71 / 5'7"	64 / 141	25 AUG 1982	21	ARIS NIKEAS (GRE)	25	40
7	DOROTHEOU Georgia	LB	R	1.65 / 5'5"	65 / 143	20 OCT 1980	23	ARIS NIKEAS (GRE)	70	160
8	VEMI Panagoula (C)	RW	R	1.67 / 5'6"	57 / 126	26 MAY 1971	33	ANAGENNISI (GRE)	75	105
9	FOTIADOU Ioanna	LB	R	1.78 / 5'10"	71 / 157	22 NOV 1977	26	ANAGENNISI (GRE)	85	110
10	SKARA Vasiliki	CB	R	1.80 / 5'11"	70 / 154	4 MAY 1973	31	ANAGENNISI (GRE)	140	480
11	GKOLIA Grigoria	RB	L	1.84 / 6'0"	75 / 165	22 MAR 1974	30	VFL OLDENBURG (GER)	140	450
12	NIKOLI Elena	GK	R	1.77 / 5'10"	76 / 168	12 MAY 1982	22	ASE ORMI (GRE)	25	0
15	SOUSA Tatiana	LB	R	1.81 / 5'11"	75 / 165	16 FEB 1975	29	O.F.N. IONIA (GRE)	5	25
16	MAVROGENI Eleftheria	GK	R	1.77 / 5'10"	72 / 159	12 MAY 1970	34	MAKEDONIKOS (GRE)	110	0
17	PATSIU Anastasia	RW	L	1.72 / 5'8"	60 / 132	13 JUN 1977	27	TUS WEIBERN (GER)	30	65
18	MICHALOPOULOU Michaela	RB	L	1.87 / 6'2"	70 / 154	20 APR 1980	24	ARIS NIKEAS (GRE)	50	70
19	GIOUPI Styliani	CB	R	1.77 / 5'10"	63 / 139	6 FEB 1978	26	O.F.N. IONIA (GRE)	80	140
20	THEODORIDOU Vicky	LW	R	1.65 / 5'5"	55 / 121	27 JAN 1982	22	L.C.BRUNI (SUI)	15	50

Team average

1.75 / 5'9"

67 / 148

26.7

66.7

Uniform Colours

Team 1st

Team 2nd

Goalkeeper 1st

Goalkeeper 2nd

Shirt

WHITE

BLUE

RED/BLACK

GREEN/BLACK

Shorts

WHITE

BLUE

BLACK

BLACK

Officials:

VAKALIS Sokratis

TZOUVARAS Christos

OLSEN Svein Andre (NOR)

FITILIS Thomas

(Assistant Coach)

(Assistant Coach)

(Head Coach)

(Physiotherapist)

NOTE: Uniform numbers will be confirmed at the team managers meeting and under exceptional circumstances could still be changed right up to the start of the competition.
The player's age has been calculated based on the day of update.
Number of international matches played, includes Olympic Games, Senior and Junior World Championships and Continental Championships (other tournaments and friendly matches not included).

LEGEND	(C)	Pos	Position	GK	Goalkeeper	LW	Left Wing	RW	Right Wing
	Captain	L	Left	R	Right	B	Both	P	Pivot
	Handedness	LB	Left Back	RB	Right Back				



Team Roster

Σύνθεση της Ομάδας / Compos. équipe

HUN - Hungary

As of 13 AUG 2004

No.	Name	Pos	L/R	Height m/ft in	Weight kg/lbs	Date of Birth	Age	Club	Int'l. Matches	
									Played	Goals
1	SIRINA Irina	GK	R	1.82 / 6'0"	82 / 181	7 NOV 1967	36	GYORI GRABOPLAST (HUN)	21	0
2	FERLING Bernadett	CB	R	1.80 / 5'11"	70 / 154	13 JUL 1977	27	DUNAFERR SE (HUN)	48	77
3	BOHUS Beata	P	R	1.72 / 5'8"	63 / 139	25 APR 1971	33	DUNAFERR SE (HUN)	51	45
4	MEHLMANN Ibolya	RB	L	1.85 / 6'1"	72 / 159	4 NOV 1981	22	GYORI GRABOPLAST ETO KC (HUN)	55	96
5	PALFFY Zsuzsanna	RW	L	/	/	26 DEC 1970	33	DUNAFERR SE (HUN)	19	40
6	KIRSNER Erika	LW	R	1.73 / 5'8"	64 / 141	23 DEC 1975	28	FTC (HUN)	90	267
9	RADULOVICS Bojana	RB	L	1.79 / 5'10"	71 / 157	23 MAR 1973	31	DUNAFERR SE (HUN)	50	316
10	PIGNICZKI Krisztina	CB	R	1.71 / 5'7"	65 / 143	18 SEP 1975	28	DUNOFERR SE (HUN)	124	204
11	FARKAS Agnes (C)	LB	R	1.84 / 6'0"	71 / 157	21 APR 1973	31	AALBORG (HUN)	197	933
13	GORBICZ Anita	CB	R	1.75 / 5'9"	55 / 121	13 MAY 1983	21	GYORI GRABOPLAST ETO KC (HUN)	54	161
15	SITI Eszter Agnes	CB	R	1.71 / 5'7"	64 / 141	12 NOV 1977	26	FC KOPENHAVEN (DEN)	79	193
16	PALINGER Katalin	GK	R	1.83 / 6'0"	73 / 161	6 DEC 1978	25	DUNAFERR (HUN)	140	0
17	TOTH Timea	LB	R	1.81 / 5'11"	73 / 161	16 SEP 1980	23	FTC (HUN)	41	38
18	LOVASZ Zsuzsanna	RW	L	1.73 / 5'8"	68 / 150	17 DEC 1976	27	DUNAFERR SE (HUN)	56	202
19	KULCSAR Anita	P	R	1.78 / 5'10"	70 / 154	2 OCT 1976	27	DUNAFERR SE (HUN)	146	330
Team average				1.78 / 5'10"	69 / 151		27.9		78.1	

Uniform Colours

	Shirt	Shorts
Team 1st	WHITE	WHITE
Team 2nd	RED	RED
Goalkeeper 1st	RED	BLACK
Goalkeeper 2nd	GREY	BLACK

Officials:

MOCSAI Lajos	(Head Coach)
HAMORI Jozsef	(Physiotherapist)
MARCZINKA Zoltan	(Coach)
TALLAY Andras	(Team Doctor)
PAVLIK Attila	(Team Doctor)

NOTE: Uniform numbers will be confirmed at the team managers meeting and under exceptional circumstances could still be changed right up to the start of the competition.
The player's age has been calculated based on the day of update.
Number of international matches played, includes Olympic Games, Senior and Junior World Championships and Continental Championships (other tournaments and friendly matches not included).

LEGEND	Pos	Position	GK	Goalkeeper	LW	Left Wing	RW	Right Wing
(C)	Captain		R	Right	B	Both	P	Pivot
L/R	Handedness	L	RB	Right Back				
LB	Left Back	CB						



Team Roster

Σύνθεση της Ομάδας / Compos. équipe

KOR - Korea

As of 13 AUG 2004

No.	Name	Pos	L/R	Height m/ft in	Weight kg/lbs	Date of Birth	Age	Club	Int'l. Matches	
									Played	Goals
1	OH Yong Ran	GK	R	1.71 / 5'7"	65 / 143	6 SEP 1972	31			
2	WOO Sun Hee	RW	L	1.72 / 5'8"	60 / 132	1 JUL 1978	26	SAMCHEOK CITY HALL (KOR)		
4	HUH Soon Young	P	R	1.80 / 5'11"	71 / 157	28 SEP 1975	28	DAEGN METR. CITY HALL (KOR)		
5	LEE Gong Joo	LW	R	1.63 / 5'4"	50 / 110	25 MAR 1980	24	BUSAN SPORTS COUNCIL (KOR)		
7	JANG So Hee	LW	R	1.63 / 5'4"	60 / 132	15 MAR 1978	26	DAEGN METR. CITY HALL (KOR)		
8	KIM Hyun Ok	RW	L	1.68 / 5'6"	58 / 128	14 MAY 1974	30			
9	KIM Cha Youn	P	R	1.73 / 5'8"	68 / 150	10 JAN 1981	23	DAEGN METR. CITY HALL (KOR)		
10	OH Seong Ok	LB	R	1.70 / 5'7"	64 / 141	10 OCT 1972	31	MAPLES REDS (JPN)		
11	HUH Young Sook	CB	R	1.70 / 5'7"	61 / 134	2 JUL 1975	29	BUSAN SPORTS COUNCIL (KOR)		
12	MOON Kyeong Ha	GK	R	1.74 / 5'9"	60 / 132	29 MAY 1980	24	CHANGWON C. RACING COR (KOR)		
13	LIM O Kyeong	CB	R	1.67 / 5'6"	65 / 143	11 DEC 1971	32	MAPLE REDS (JPN)		
15	LEE Sang Eun (C)	LB	R	1.72 / 5'8"	68 / 150	5 MAR 1975	29			
17	MYOUNG Bok Hee	RB	L	1.68 / 5'6"	66 / 146	29 JAN 1979	25			
19	CHOI Im Jeong	RB	L	1.80 / 5'11"	72 / 159	14 FEB 1981	23	DAEGN METR. CITY HALL (KOR)		
20	MOON Pil Hee	LB	R	1.68 / 5'6"	62 / 137	2 DEC 1982	21	KOREA NAT. UNIVERSITY (KOR)		

Team average

1.71 / 5'7" 63 / 140 26.8

Uniform Colours

Team 1st

Team 2nd

Goalkeeper 1st

Goalkeeper 2nd

Shirt

RED

BLUE (3rd WHITE)

RED

BLUE (3rd WHITE)

Shorts

RED

BLUE (3rd BLACK)

RED

BLUE (3rd BLACK)

Officials:

LIM Young Chul

BAEK Sang Suh

(Head Coach)

(Coach)

NOTE: Uniform numbers will be confirmed at the team managers meeting and under exceptional circumstances could still be changed right up to the start of the competition.
The player's age has been calculated based on the day of update.
Number of international matches played, includes Olympic Games, Senior and Junior World Championships and Continental Championships (other tournaments and friendly matches not included).

LEGEND	(C)	Captain	Pos	Position	GK	Goalkeeper	LW	Left Wing	RW	Right Wing
L/R	Handedness	L	Left	R	Right	B	Both	P	Pivot	
LB	Left Back	CB	Centre Back	RB	Right Back					



Team Roster

Σύνθεση της Ομάδας / Compos. équipe

ESP - Spain

As of 13 AUG 2004

No.	Name	Pos	L/R	Height m/ft in	Weight kg/lbs	Date of Birth	Age	Club	Int'l. Matches	
									Played	Goals
1	LOPEZ Elisabeth	GK	R	1.79 / 5'10"	70 / 154	27 JAN 1975	29	MAR VALENCIA (ESP)	126	3
2	GARCIA Soraya	RB	R	1.73 / 5'8"	67 / 148	21 MAR 1978	26	POLGOYA ALMERIA (ESP)	21	37
3	PAREJA Susana	RW	R	1.66 / 5'5"	60 / 132	13 MAR 1973	31	FERROBUS MISLATA (ESP)	103	154
5	AMOROS Vanessa	LW	R	1.65 / 5'5"	62 / 137	7 DEC 1982	21	BM.ELCHE (ESP)	22	21
6	LOPEZ Cristina	RW	L	1.68 / 5'6"	59 / 130	8 JUL 1975	29	AT. BERA BERA (ESP)	72	133
7	ANDREU Maite	LB	R	1.85 / 6'1"	77 / 170	26 JAN 1971	33	FERROBUS MISLATA (ESP)	69	210
8	GOMEZ Cristina (C)	P	R	1.68 / 5'6"	74 / 163	22 MAR 1968	36	MAR VALENCIA (ESP)	265	871
9	MANGUE Marta	CB	R	1.70 / 5'7"	74 / 163	23 APR 1983	21	MAR VALENCIA (ESP)	45	114
10	BOX Diana	P	R	1.72 / 5'8"	64 / 141	6 MAR 1971	33	FEMENINO ELDA (ESP)	52	56
11	PUCHE Montserrat	CB	R	1.71 / 5'7"	70 / 154	22 MAY 1970	34	MAR VALENCIA (ESP)	184	686
13	FRAILE Susana	LB	R	1.83 / 6'0"	75 / 165	4 JUL 1978	26	FEMENINO ELDA (ESP)	69	210
14	ALONSO Patricia	RB	R	1.70 / 5'7"	78 / 172	27 APR 1979	25	FERROBUS MISLATA (ESP)	41	77
15	ORTUNO Isabel	RB	L	1.77 / 5'10"	68 / 150	16 MAR 1982	22	FEMENINO ELDA (ESP)	21	45
16	SANCHEZ Eugenia	GK	R	1.71 / 5'7"	66 / 146	25 JUL 1969	35	FEMENINO ELDA (ESP)	134	
20	ONCINA Noelia	LW	R	1.66 / 5'5"	60 / 132	9 NOV 1976	27	MAR VALENCIA (ESP)	61	153
Team average				1.72 / 5'8"	68 / 151		28.5		85.7	

Uniform Colours

Team 1st
Team 2nd
Goalkeeper 1st
Goalkeeper 2nd

Shirt

RED
WHITE
BLACK
BLUE

Shorts

BLUE
WHITE
BLACK
BLUE

Officials:

ALDEGUER Jose	(Head Coach)
GAMALLO Nieves	(Assistant Coach)
MORA Pere	(Physiotherapist)
MUNOZ Juan	(Team Doctor)
MANCHADO Carmen	(Coach)

NOTE: Uniform numbers will be confirmed at the team managers meeting and under exceptional circumstances could still be changed right up to the start of the competition.
The player's age has been calculated based on the day of update.
Number of international matches played, includes Olympic Games, Senior and Junior World Championships and Continental Championships (other tournaments and friendly matches not included).

LEGEND	Pos	Position	GK	Goalkeeper	LW	Left Wing	RW	Right Wing
(C)	Captain		R	Right	B	Both	P	Pivot
L/R	Handedness	L	LB	Left Back				
LB	Left Back	CB		Centre Back				



Team Roster

Σύνθεση της Ομάδας / Compos. équipe

UKR - Ukraine

As of 13 AUG 2004

No.	Name	Pos	L/R	Height m/ft in	Weight kg/lbs	Date of Birth	Age	Club	Int'l. Matches	
									Played	Goals
1	BORYSENKO Nataliya	GK	R	1.88 / 6'2"	72 / 159	3 DEC 1975	28	KOMETAL SKOPJE (MKD)	40	0
3	BURMYSTROVA Ganna	LB	R	1.82 / 6'0"	73 / 161	16 JUN 1977	27	MOTOR ZAPOROZHYE (UKR)	0	0
4	SHINKARENKO Tetyana	CB	R	1.75 / 5'9"	67 / 148	26 OCT 1978	25	HYPO NO (AUT)	18	53
5	VERGELYUK Maryna	RB	R	1.78 / 5'10"	64 / 141	24 JUN 1978	26	KRIM LUBLJANA (SLO)	117	428
6	YATSENKO Olena	RW	L	1.68 / 5'6"	65 / 143	4 OCT 1977	26	KRIM LUBLJANA (SLO)	122	422
7	SIUKALO Ganna	CB	R	1.75 / 5'9"	61 / 134	12 SEP 1976	27	VACI (HUN)	56	84
8	RADCHENKO Olena	LW	R	1.75 / 5'9"	67 / 148	21 MAY 1973	31	KOMETAL SKOPJE (MKD)	99	219
9	TSYGITSA Olena	LB	R	1.80 / 5'11"	70 / 154	8 APR 1975	29	KOMETAL SKOPJE (MKD)	27	197
10	MARKUSHEVSKA Galyna	P	R	1.92 / 6'4"	85 / 187	16 JUL 1976	28	MOTOR ZAPOROZHYE (UKR)	47	73
11	SHEVCHENKO Lyudmyla	P	R	1.83 / 6'0"	90 / 198	4 FEB 1970	34	MOTOR ZAPOROZHYE (UKR)	0	0
12	HONCHAROVA Iryna	GK	R	1.80 / 5'11"	73 / 161	19 DEC 1974	29	MOTOR ZAPOROZHYE (UKR)	56	0
14	LYAPINA Nataliya	LW	R	1.68 / 5'6"	60 / 132	14 MAY 1976	28	SPARTAK KIEV (UKR)	18	63
15	BORODINA Anastasiya	LB	R	1.92 / 6'4"	75 / 165	5 JAN 1982	22	MOTOR ZAPOROZHYE (UKR)	15	12
16	ZASPA Larysa (C)	GK	R	1.82 / 6'0"	76 / 168	22 SEP 1971	32	MOTOR ZAPOROZHYE (UKR)	42	0
17	RAYHEL Oxana	LW	R	1.62 / 5'4"	61 / 134	24 FEB 1977	27	KOMETAL SKOPJE (MKD)	56	205
Team average				1.79 / 5'10"	71 / 156		27.9		47.5	

Uniform Colours	Shirt	Shorts
Team 1st	YELLOW	BLACK
Team 2nd	DARK BLUE	DARK BLUE
Goalkeeper 1st	WINE-COLORED	BLACK
Goalkeeper 2nd	DARK GREEN	BLACK

Officials:		
	RATNER Leonid	(Head Coach)
	KUBRACHENKO Oleksandr	(Coach)
	KOLOMIYETS Lyudmyla	(Coach)
	PROKOPOVYCH Stanislav	(Team Doctor)
	UMRYKHIN Viktor	(Physiotherapist)

NOTE: Uniform numbers will be confirmed at the team managers meeting and under exceptional circumstances could still be changed right up to the start of the competition.
The player's age has been calculated based on the day of update.
Number of international matches played, includes Olympic Games, Senior and Junior World Championships and Continental Championships (other tournaments and friendly matches not included).

LEGEND									
(C)	Captain	Pos	Position	GK	Goalkeeper	LW	Left Wing	RW	Right Wing
L/R	Handedness	L	Left	R	Right	B	Both	P	Pivot
LB	Left Back	CB	Centre Back	RB	Right Back				



Final Summary

τελικός συγκεντρωτικός πίνακας / Résumé final

As of 29 AUG 2004

Group A

Rank	Team	Pts	MP	W	T	L	GF	GA	Diff.
1	UKR	8	4	4	0	0	99	82	17
2	HUN	6	4	3	0	1	118	93	25
3	CHN	4	4	2	0	2	106	90	16
4	BRA	2	4	1	0	3	97	105	-8
5	GRE	0	4	0	0	4	74	124	-50

Team	UKR	HUN	CHN	BRA	GRE
UKR		23 - 22	26 - 21	21 - 19	29 - 20
HUN	22 - 23		28 - 24	35 - 26	33 - 20
CHN	21 - 26	24 - 28		28 - 23	33 - 13
BRA	19 - 21	26 - 35	23 - 28		29 - 21
GRE	20 - 29	20 - 33	13 - 33	21 - 29	

Group B

Rank	Team	Pts	MP	W	T	L	GF	GA	Diff.
1	KOR	7	4	3	1	0	135	103	32
2	DEN	7	4	3	1	0	125	98	27
3	FRA	4	4	2	0	2	105	106	-1
4	ESP	1	4	0	1	3	86	110	-24
5	ANG	1	4	0	1	3	97	131	-34

Team	KOR	DEN	FRA	ESP	ANG
KOR		29 - 29	30 - 23	36 - 21	40 - 30
DEN	29 - 29		35 - 26	23 - 21	38 - 22
FRA	23 - 30	26 - 35		27 - 20	29 - 21
ESP	21 - 36	21 - 23	20 - 27		24 - 24
ANG	30 - 40	22 - 38	21 - 29	24 - 24	

Classification

Date	Start Time	Teams	Phase	Match No.	Result
THU 26 AUG	12:30	GRE - ANG	Placement 9-10	21	23 - 38
	14:30	UKR - ESP	Quarterfinal	22	25 - 23
	16:30	FRA - HUN	Quarterfinal	23	25 - 23
	19:30	KOR - BRA	Quarterfinal	25	26 - 24
	21:30	CHN - DEN	Quarterfinal	24	28 - 32
FRI 27 AUG	19:30	FRA - KOR	Semifinal	27	31 - 32
	21:30	UKR - DEN	Semifinal	26	20 - 29
SAT 28 AUG	09:30	ESP - CHN	Placement 5-8	28	27 - 23
	11:30	HUN - BRA	Placement 5-8	29	36 - 31
	16:30	UKR - FRA	Bronze Medal Match	30	21 - 18
SUN 29 AUG	08:30	CHN - BRA	Placement 7-8	31	25 - 26
	10:45	DEN - KOR	Gold Medal Match	32	38 - 36
	14:30	ESP - HUN	Placement 5-6	33	29 - 38

Final Standings

Medal	Rank	Team
Gold	1	DEN - Denmark
Silver	2	KOR - Korea
Bronze	3	UKR - Ukraine
	4	FRA - France
	5	HUN - Hungary
	6	ESP - Spain
	7	BRA - Brazil
	8	CHN - China
	9	ANG - Angola
	10	GRE - Greece

NOTE: "tbd" time of the matches will be determined after the participating are known.

LEGEND

Pts Points
GF Goals For
MP Matches Played
GA Goals Against
W Won
Diff Goal Difference
L Lost
T Ties



Results

Αποτελέσματα / Résultats

Match No: 01

CHN 24 - 28 HUN
(11-17) (13-11)

Referees: (3) HASSAN H / (4) ALY Y (EGY)

RUNNING SCORE

CHN - HUN

CHN - China

Players		Shots								Penalties			
No.	Name	G/S	%	6m	Wing	9m	7m	FB	BT	YC	2Min	RC	EX
1	FAN Jie												
2	ZHAI Chao	3/10	30	2/4		1/4	0/1	0/1					
3	LIU Yun	3/7	43	3/7						1	1		
5	LI Bing	0/2	0			0/2					3		
8	ZHANG Li												
9	WANG Min	5/7	71	1/2	3/4			1/1					
10	WANG Shasha	0/4	0	0/1		0/3					2		
11	CHEN Ji												
13	WU Yanan	3/3	100		2/2			1/1		1	1		
14	LIU Xiaomei	2/6	33	2/3		0/3					2		
15	SUN Laimiao												
16	YU Geli												
17	LEI Sufen												
19	LI Weiwei	8/14	57	2/2		1/4	3/4	0/1	2/3	1	2		
Bench / Team										1			
Totals		24/53	45	10/19	5/6	2/16	3/5	2/4	2/3	4	11		

Goalkeepers		Saves							
No.	Name	S/S	%	6m	Wing	9m	7m	FB	BT
1	FAN Jie	3/14	21	2/7	0/1	0/2	0/1	1/2	0/1
16	YU Geli	4/21	19	1/8	1/2	2/5	0/2	0/1	0/3
Totals		7/35	20	3/15	1/3	2/7	0/3	1/3	0/4

HUN - Hungary

Players		Shots								Penalties			
No.	Name	G/S	%	6m	Wing	9m	7m	FB	BT	YC	2Min	RC	EX
1	SIRINA Irina												
2	FERLING Bernadett	3/5	60			0/1		0/1	3/3		2		
3	BOHUS Beata										1		
4	MEHLMANN Ibolya	1/1	100			1/1					1		
5	PALFFY Zsuzsanna												
6	KIRSNER Erika	3/5	60	2/3	1/1	0/1					1		
9	RADULOVICS Bojana	8/11	73	1/1	0/1	3/5	3/3		1/1				
10	PIGNICZKI Krisztina	1/1	100					1/1			2		
11	FARKAS Agnes												
13	GORBICZ Anita	2/7	29	1/2		1/5				1	3		
15	SITI Eszter Agnes										1		
16	PALINGER Katalin												
18	LOVASZ Zsuzsanna	2/4	50	0/1	1/2			1/1		1			
19	KULCSAR Anita	8/8	100	8/8									
Bench / Team										1			
Totals		28/42	67	12/15	2/4	5/13	3/3	2/3	4/4	3	11		

Goalkeepers		Saves							
No.	Name	S/S	%	6m	Wing	9m	7m	FB	BT
1	SIRINA Irina	0/1	0				0/1		
16	PALINGER Katalin	19/42	45	6/16	0/5	8/10	2/4	2/4	1/3
Totals		19/43	44	6/16	0/5	8/10	2/5	2/4	1/3

1st Half		
	0 (1') 1	GORBICZ A
LIU Y	1 (2') 1	
	1 (2') 2	KULCSAR A
	1 (4') 3	GORBICZ A
	1 (6') 4	KIRSNER E
LI W	2 (6') 4	
LI W	3 (9') 4	
	3 (10') 5	RADULOVICS B
WANG M	4 (11') 5	
LI W	5 (11') 5	
	5 (11') 6	KULCSAR A
ZHAI C	6 (12') 6	
	6 (13') 7	LOVASZ Z
	6 (14') 8	KIRSNER E
WU Y	7 (14') 8	
LIU Y	8 (15') 8	
	8 (16') 9	KIRSNER E
	8 (17') 10	KULCSAR A
LIU X	9 (17') 10	
WU Y	10 (18') 10	
	10 (19') 11	PIGNICZKI K
	10 (21') 12	RADULOVICS B
	10 (23') 13	RADULOVICS B
ZHAI C	11 (25') 13	
	11 (27') 14	FERLING B
	11 (28') 15	RADULOVICS B
	11 (29') 16	RADULOVICS B
	11 (30') 17	FERLING B
2nd Half		
LI W	12 (31') 17	
LI W	13 (34') 17	
	13 (34') 18	RADULOVICS B
	13 (36') 19	FERLING B
LI W	14 (36') 19	
LIU Y	15 (38') 19	
LIU X	16 (39') 19	
	16 (40') 20	KULCSAR A
	16 (40') 21	LOVASZ Z
	16 (44') 22	KULCSAR A
WANG M	17 (44') 22	
WANG M	18 (45') 22	
WANG M	19 (45') 22	
	19 (48') 23	KULCSAR A
	19 (50') 24	MEHLMANN I
LI W	20 (51') 24	
LI W	21 (52') 24	
	21 (54') 25	RADULOVICS B
WU Y	22 (56') 25	
	22 (56') 26	RADULOVICS B
	22 (58') 27	KULCSAR A
ZHAI C	23 (59') 27	
	23 (59') 28	KULCSAR A
WANG M	24 (60') 28	

LEGEND

G/S	Goals / Shots	%	Efficiency	6m	6-metre Shots	7m	7-metre Shots	9m	9-metre Shots
S/S	Saves / Shots	Wing	Wing Shots	FB	Fast Breaks	BT	Breakthroughs	EX	Exclusions
YC	Yellow Cards	RC	Red Cards	2Min	2 Minute Suspensions				
+	2 Minute + 2 Minute Suspensions								



Match Team Statistics

Ομαδικές Στατιστικές Αγώνα / Statistiques du match par équipe

Match No: 01

CHN 24 - 28 HUN
(11-17) (13-11)

Referees: (3) HASSAN H / (4) ALY Y (EGY)

CHN - China

Players		Shots								Offence		Defence		Penalties				TP
No.	Name	G/S	%	6m	Wing	9m	7m	FB	BT	AS	TF	ST	BS	YC	2Min	RC	EX	
1	FAN Jie																	25:15
2	ZHAI Chao	3/10	30	2/4		1/4	0/1	0/1		3	5	1						20:32
3	LIU Yun	3/7	43	3/7						1	1	1	1	1	1			51:53
5	LI Bing	0/2	0			0/2				1	2	2	2		3			45:30
8	ZHANG Li																	
9	WANG Min	5/7	71	1/2	3/4			1/1				2						47:29
10	WANG Shasha	0/4	0	0/1		0/3					1				2			34:06
11	CHEN Ji																	
13	WU Yanan	3/3	100		2/2			1/1		4	1	1		1	1			56:14
14	LIU Xiaomei	2/6	33	2/3		0/3				2	3	1			2			58:13
15	SUN Laimiao																	06:31
16	YU Geli										2							34:45
17	LEI Sufen																	05:41
19	LI Weiwei	8/14	57	2/2		1/4	3/4	0/1	2/3	2	2			1	2			33:51
	Bench / Team													1				
	Totals	24/53	45	10/19	5/6	2/16	3/5	2/4	2/3	12	17	8	3	4	11			

Goalkeepers		Total Shots		6m Shots		Wing Shots		9m Shots		7m Shots		Fast Breaks		Breakthroughs	
No.	Name	S/S	%	S/S	%	S/S	%	S/S	%	S/S	%	S/S	%	S/S	%
1	FAN Jie	3/14	21	2/7	29	0/1	0	0/2	0	0/1	0	1/2	50	0/1	0
16	YU Geli	4/21	19	1/8	13	1/2	50	2/5	40	0/2	0	0/1	0	0/3	0
	Totals	7/35	20	3/15	20	1/3	33	2/7	29	0/3	0	1/3	33	0/4	0

Team Shots	Goals	Saves	Missed	Post	Blocked	Total	%
6m Shots	10	6		3		19	53
Wing Shots	5			1		6	83
9m Shots	2	8	1	1	4	16	13
7m Shots	3	2			n/a	5	60
Fast Breaks	2	2				4	50
Breakthroughs	2	1				3	67
Totals	24	19	1	5	4	53	45

Number of Attacks: 64, Scoring Efficiency: 38%



Match Team Statistics

Ομαδικές Στατιστικές Αγώνα / Statistiques du match par équipe

Match No: 01

CHN 24 - 28 HUN
(11-17) (13-11)

Referees: (3) HASSAN H / (4) ALY Y (EGY)

CHN - China

Shots Distribution

Players

Goals / Shots

2 ZHAI C			3 LIU Y			5 LI B			8 ZHANG L			9 WANG M			10 WANG S		
1/1	1/1	0/1	1/1	0/1	0/1							0/1			0/1		0/1
	0/3	0/1	1/1		1/1							4/4	1/1			0/1	
1-Post	1-Blocked		2-Post			1-Missed	1-Blocked					1-Post			1-Post		
11 CHEN J			13 WU Y			14 LIU X			15 SUN L			17 LEI S			19 LI W		
					1/1	0/1		1/2							0/1	1/1	1/1
				1/1	1/1	1/1	0/1								2/3	1/1	0/1
						1-Blocked									1/2	0/1	2/2

Team

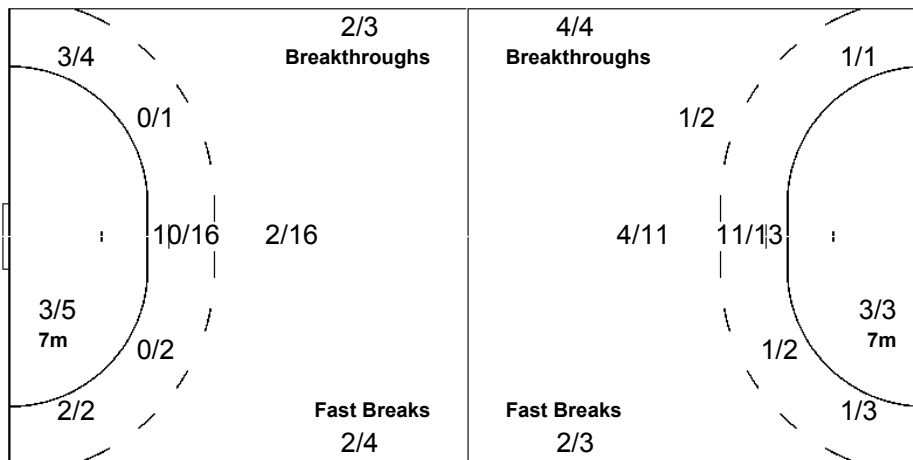
Offence

Defence

Goalkeepers

Goals / Shots

0/1	2/3	2/3
4/7	2/3	1/5
7/8	2/8	4/5
1-Missed	5-Post	4-Blocked



Saves / Shots

1/5	0/2	1/6
1/2		1/1
2/9	0/3	1/7

1 FAN J

	0/1	1/5
1/1		1/1
0/1	0/1	0/4

16 YU G

1/5	0/1	0/1
0/1		
2/8	0/2	1/3



Match Team Statistics

Ομαδικές Στατιστικές Αγώνα / Statistiques du match par équipe

Match No: 01

CHN 24 - 28 HUN
(11-17) (13-11)

Referees: (3) HASSAN H / (4) ALY Y (EGY)

HUN - Hungary

Players		Shots								Offence		Defence		Penalties			TP	
No.	Name	G/S	%	6m	Wing	9m	7m	FB	BT	AS	TF	ST	BS	YC	2Min	RC		EX
1	SIRINA Irina																	00:10
2	FERLING Bernadett	3/5	60			0/1		0/1	3/3	2	4		2		2			60:00
3	BOHUS Beata														1			27:32
4	MEHLMANN Ibolya	1/1	100			1/1					3		1		1			09:54
5	PALFFY Zsuzsanna																	05:49
6	KIRSNER Erika	3/5	60	2/3	1/1	0/1				1	3				1			59:39
9	RADULOVIĆ Bojana	8/11	73	1/1	0/1	3/5	3/3		1/1	6	5		1					36:42
10	PIGNICZKI Krisztina	1/1	100					1/1		1		1			2			26:26
11	FARKAS Agnes																	00:26
13	GORBICZ Anita	2/7	29	1/2		1/5				3	3			1	3			39:43
15	SITI Eszter Agnes														1			24:20
16	PALINGER Katalin									2								59:50
18	LOVASZ Zsuzsanna	2/4	50	0/1	1/2			1/1			2	1		1				43:51
19	KULCSAR Anita	8/8	100	8/8							3							25:38
Bench / Team														1				
Totals		28/42	67	12/15	2/4	5/13	3/3	2/3	4/4	15	23	2	4	3	11			

Goalkeepers		Total Shots		6m Shots		Wing Shots		9m Shots		7m Shots		Fast Breaks		Breakthroughs	
No.	Name	S/S	%	S/S	%	S/S	%	S/S	%	S/S	%	S/S	%	S/S	%
1	SIRINA Irina	0/1	0							0/1	0				
16	PALINGER Katalin	19/42	45	6/16	38	0/5	0	8/10	80	2/4	50	2/4	50	1/3	33
Totals		19/43	44	6/16	38	0/5	0	8/10	80	2/5	40	2/4	50	1/3	33

Team Shots	Goals	Saves	Missed	Post	Blocked	Total	%
6m Shots	12	3				15	80
Wing Shots	2	1	1			4	50
9m Shots	5	2	3		3	13	38
7m Shots	3				n/a	3	100
Fast Breaks	2	1				3	67
Breakthroughs	4					4	100
Totals	28	7	4		3	42	67

Number of Attacks: 64, Scoring Efficiency: 44%



Match Team Statistics

Ομαδικές Στατιστικές Αγώνα / Statistiques du match par équipe

Match No: 01

CHN 24 - 28 HUN
(11-17) (13-11)

Referees: (3) HASSAN H / (4) ALY Y (EGY)

HUN - Hungary

Shots Distribution

Players

Goals / Shots

2 FERLING B	3 BOHUS B	4 MEHLMANN I	5 PALFFY Z	6 KIRSNER E	9 RADULOVICS B
0/1				2/2 1/1	1/2 1/1
1/1 2/2		1/1		0/1	1/1 1/1 3/4
1-Missed				1-Blocked	1-Blocked
10 PIGNICZKI K	11 FARKAS A	13 GORBICZ A	15 SITI E	18 LOVASZ Z	19 KULCSAR A
1/1		1/1 0/1		1/1 1/1	2/2
		1/2		0/1	3/3 2/2 1/1
		2-Missed 1-Blocked		1-Missed	

Team

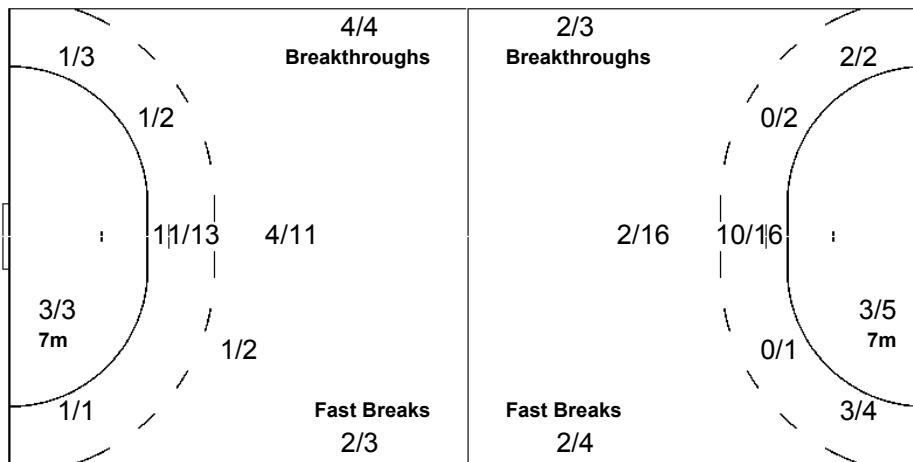
Offence

Defence

Goalkeepers

Goals / Shots

4/5	2/2	5/6
1/2		0/1
7/9	3/3	6/7
4-Missed		3-Blocked



Saves / Shots

1/1	1/3	1/3
3/7	1/3	4/5
1/8	6/8	1/5

1 SIRINA I

	0/1	

16 PALINGER K

1/1	1/3	1/3
3/7	1/2	4/5
1/8	6/8	1/5

LEGEND								
G/S Goals / Shots	% Efficiency	6m 6-metre Shots	7m 7-metre Shots	9m 9-metre Shots				
S/S Saves / Shots	Wing Wing Shots	FB Fast Breaks	BT Breakthroughs	EX Exclusions				
AS Assists	TF Technical Faults	ST Steals	BS Blocked Shots	TP Time Played				
YC Yellow Cards	RC Red Cards	n/a not applicable	2Min 2 Minute Suspensions					
+ 2 Minute + 2 Minute Suspensions								



Results

Αποτελέσματα / Résultats

Match No: 02

GRE 21 - 29 BRA
(8-14) (13-15)

Referees: (19) BAUM M / (20) GORALCZYK M (POL)

RUNNING SCORE

GRE - BRA

GRE - Greece

Players		Shots							Penalties				
No.	Name	G/S	%	6m	Wing	9m	7m	FB	BT	YC	2Min	RC	EX
2	PSATHA Anna	2/2	100	2/2						1	2		
3	POIMENIDOU Eleni	1/2	50			0/1		1/1					
5	POTARI Eleni	1/4	25		1/2	0/1		0/1		1			
7	DOROTHEOU Georgia	0/4	0	0/1	0/3								
9	FOTIADOU Ioanna										1		
10	SKARA Vasiliki	2/3	67			1/2			1/1				
11	GKOLIA Grigoria	5/11	45	1/2	1/1	3/8					1		
12	NIKOLI Elena												
15	SOUSA Tatiana	1/4	25	1/1		0/3							
16	MAVROGENI Eleftheria												
17	PATSIUO Anastasia	3/6	50		3/5			0/1			1		
18	MICHALOPOULOU Michaela									1	2		
19	GIOUPI Styliani	6/10	60	1/2		4/7			1/1				
20	THEODORIDOU Vicky	0/1	0		0/1								
Bench / Team													
Totals		21/47	45	5/8	5/12	8/22		1/3	2/2	3	7		

Goalkeepers		Saves							
No.	Name	S/S	%	6m	Wing	9m	7m	FB	BT
12	NIKOLI Elena	4/16	25	0/2	1/1	2/5	0/2	1/4	0/2
16	MAVROGENI Eleftheria	6/23	26	0/4	3/6	3/4		0/5	0/4
Totals		10/39	26	0/6	4/7	5/9	0/2	1/9	0/6

BRA - Brazil

Players		Shots							Penalties				
No.	Name	G/S	%	6m	Wing	9m	7m	FB	BT	YC	2Min	RC	EX
1	MASSON Chana												
2	DINIZ Fabiana	1/2	50	1/1	0/1					1	1		
3	NASCIMENTO Alexandra Priscila	4/5	80	1/1	1/2			2/2					
4	MONTAO Margareth									1			
5	PIECADE Daniela	7/8	88	4/5				3/3			1		
6	KUESTENER Fabiana	1/1	100						1/1		1		
8	AMORIM Ana	1/1	100			1/1					2		
9	FIGUEIREDO Milene	2/2	100						2/2				
10	ROSAS Aline	6/10	60		2/5			3/4	1/1				
11	JACQUES Viviane	0/3	0		0/3								
13	SILVA Lucila	1/1	100						1/1	1			
15	SILVA Aline	3/7	43			1/5	1/1		1/1				
16	de PAULA Darly												
19	SANTOS Aline	3/7	43			2/5	1/1		0/1				
Bench / Team													
Totals		29/47	62	6/7	3/11	4/11	2/2	8/9	6/7	3	5		

Goalkeepers		Saves							
No.	Name	S/S	%	6m	Wing	9m	7m	FB	BT
1	MASSON Chana	9/24	38	1/5	3/5	5/11		0/1	0/2
16	de PAULA Darly	6/12	50	1/2	3/6	1/3		1/1	
Totals		15/36	42	2/7	6/11	6/14		1/2	0/2

1st Half	
GKOLIA G	1 (2') 0
1 (3') 1	DINIZ F
GIOUPI S	2 (4') 1
2 (4') 2	SILVA A
2 (7') 3	KUESTENER F
2 (11') 4	SILVA A
SOUSA T	3 (12') 4
3 (12') 5	NASCIMENTO A
3 (13') 6	PIECADE D
PSATHA A	4 (18') 6
4 (20') 7	PIECADE D
GIOUPI S	5 (20') 7
5 (21') 8	ROSAS A
5 (22') 9	SILVA L
PATSIUO A	6 (22') 9
6 (23') 10	ROSAS A
GIOUPI S	7 (24') 10
7 (25') 11	SILVA A
7 (27') 12	PIECADE D
7 (28') 13	NASCIMENTO A
7 (29') 14	ROSAS A
POTARI E	8 (30') 14

2nd Half	
GKOLIA G	9 (31') 14
PATSIUO A	10 (33') 14
10 (34') 15	ROSAS A
GIOUPI S	11 (35') 15
11 (36') 16	PIECADE D
11 (37') 17	ROSAS A
11 (39') 18	ROSAS A
11 (40') 19	PIECADE D
GKOLIA G	12 (41') 19
12 (42') 20	SANTOS A
PATSIUO A	13 (42') 20
13 (46') 21	PIECADE D
PSATHA A	14 (48') 21
14 (49') 22	SANTOS A
SKARA V	15 (50') 22
POIMENIDOU E	16 (51') 22
16 (51') 23	FIGUEIREDO M
16 (51') 24	NASCIMENTO A
16 (53') 25	FIGUEIREDO M
GIOUPI S	17 (55') 25
17 (55') 26	NASCIMENTO A
SKARA V	18 (56') 26
18 (57') 27	AMORIM A
GKOLIA G	19 (57') 27
GKOLIA G	20 (58') 27
20 (59') 28	PIECADE D
GIOUPI S	21 (60') 28
21 (60') 29	SANTOS A

LEGEND									
G/S	Goals / Shots	%	Efficiency	6m	6-metre Shots	7m	7-metre Shots	9m	9-metre Shots
S/S	Saves / Shots	Wing	Wing Shots	FB	Fast Breaks	BT	Breakthroughs	EX	Exclusions
YC	Yellow Cards	RC	Red Cards	2Min	2 Minute Suspensions				
+	2 Minute + 2 Minute Suspensions								



Match Team Statistics

Ομαδικές Στατιστικές Αγώνα / Statistiques du match par équipe

Match No: 02

GRE 21 - 29 BRA
(8-14) (13-15)

Referees: (19) BAUM M / (20) GORALCZYK M (POL)

GRE - Greece

Players		Shots								Offence		Defence		Penalties				TP
No.	Name	G/S	%	6m	Wing	9m	7m	FB	BT	AS	TF	ST	BS	YC	2Min	RC	EX	
2	PSATHA Anna	2/2	100	2/2							1			1	2			45:57
3	POIMENIDOU Eleni	1/2	50			0/1		1/1										09:51
5	POTARI Eleni	1/4	25		1/2	0/1		0/1			1	2		1				38:26
7	DOROTHEOU Georgia	0/4	0	0/1	0/3						3	1						49:25
9	FOTIADOU Ioanna											1			1			18:50
10	SKARA Vasiliki	2/3	67			1/2			1/1		3							20:56
11	GKOLIA Grigoria	5/11	45	1/2	1/1	3/8				2	2	1			1			45:31
12	NIKOLI Elena																	21:11
15	SOUSA Tatiana	1/4	25	1/1		0/3						1	1					00:08
16	MAVROGENI Eleftheria																	38:49
17	PATSIU Anastasia	3/6	50		3/5			0/1			1				1			41:50
18	MICHALOPOULOU Michaela									1				1	2			25:04
19	GIOUPI Styliani	6/10	60	1/2		4/7			1/1	1	3							35:39
20	THEODORIDOU Vicky	0/1	0		0/1													28:23
	Bench / Team																	
	Totals	21/47	45	5/8	5/12	8/22		1/3	2/2	4	14	6	1	3	7			

Goalkeepers		Total Shots		6m Shots		Wing Shots		9m Shots		7m Shots		Fast Breaks		Breakthroughs	
No.	Name	S/S	%	S/S	%	S/S	%	S/S	%	S/S	%	S/S	%	S/S	%
12	NIKOLI Elena	4/16	25	0/2	0	1/1	100	2/5	40	0/2	0	1/4	25	0/2	0
16	MAVROGENI Eleftheria	6/23	26	0/4	0	3/6	50	3/4	75			0/5	0	0/4	0
	Totals	10/39	26	0/6	0	4/7	57	5/9	56	0/2	0	1/9	11	0/6	0

Team Shots	Goals	Saves	Missed	Post	Blocked	Total	%
6m Shots	5	2			1	8	63
Wing Shots	5	6		1		12	42
9m Shots	8	6	2	1	5	22	36
7m Shots					n/a		
Fast Breaks	1	1		1		3	33
Breakthroughs	2					2	100
Totals	21	15	2	3	6	47	45

Number of Attacks: 53, Scoring Efficiency: 40%



Match Team Statistics

Ομαδικές Στατιστικές Αγώνα / Statistiques du match par équipe

Match No: 02

GRE 21 - 29 BRA
(8-14) (13-15)

Referees: (19) BAUM M / (20) GORALCZYK M (POL)

GRE - Greece

Players

Goals / Shots

2 PSATHA A

1/1	1/1	

3 POIMENIDOU E

1/1		

1-Blocked

5 POTARI E

0/1		
1/1		

1-Post 1-Blocked

7 DOROTHEOU G

0/1		
	0/1	

1-Post 1-Blocked

9 FOTIADOU I

10 SKARA V

	1/1	
1/1		
		0/1

11 GKOLIA G

1/1	1/1	0/1
2/2	0/1	
1/2		

1-Missed 2-Blocked

15 SOUSA T

0/2		
	0/1	1/1

17 PATSIU A

0/1	0/1	
1/1	0/1	
2/2		

18 MICHALOPOULOU M

19 GIOUPI S

2/3	4/4	

1-Missed 1-Post 1-Blocked

20 THEODORIDOU V

		0/1

Shots Distribution

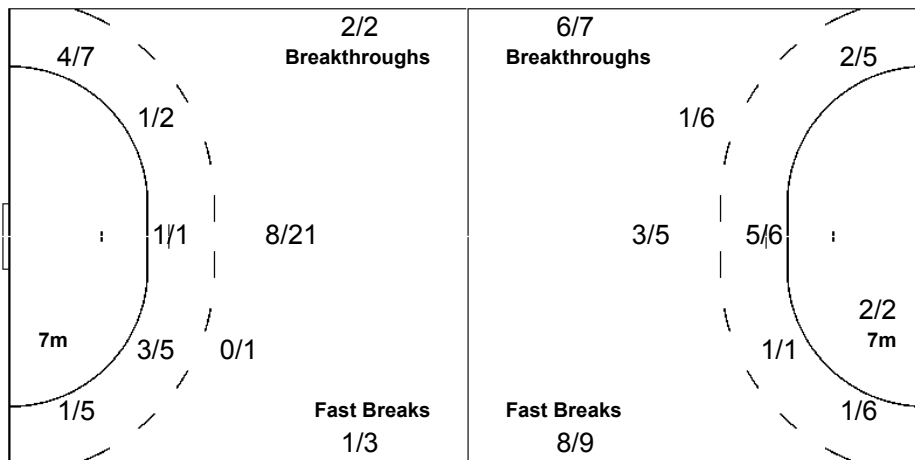
Team

Goals / Shots

1/3	2/3	0/1
4/7	0/2	0/1
8/10	5/7	1/2

2-Missed 3-Post 6-Blocked

Offence



Defence

Goalkeepers

Saves / Shots

1/2	0/2	0/1
0/2	1/1	0/1
3/14	0/2	5/13

12 NIKOLI E

1/1	0/1	0/1
0/1	1/1	0/1
2/8		0/1

16 MAVROGENI E

0/1	0/1	
0/1		
1/6	0/2	5/12



Match Team Statistics

Ομαδικές Στατιστικές Αγώνα / Statistiques du match par équipe

Match No: 02

GRE 21 - 29 BRA
(8-14) (13-15)

Referees: (19) BAUM M / (20) GORALCZYK M (POL)

BRA - Brazil

No.	Name	Shots								Offence		Defence		Penalties			TP	
		G/S	%	6m	Wing	9m	7m	FB	BT	AS	TF	ST	BS	YC	2Min	RC		EX
1	MASSON Chana									1								38:32
2	DINIZ Fabiana	1/2	50	1/1	0/1					1	2			1	1			30:12
3	NASCIMENTO Alexandra Priscila	4/5	80	1/1	1/2			2/2		1	1							42:30
4	MONTAO Margareth									1	2		1	1				31:47
5	PIEADADE Daniela	7/8	88	4/5				3/3			1				1			60:00
6	KUESTENER Fabiana	1/1	100						1/1							1		21:04
8	AMORIM Ana	1/1	100			1/1				1	1	1	2			2		16:59
9	FIGUEIREDO Milene	2/2	100						2/2		1							09:31
10	ROSAS Aline	6/10	60		2/5			3/4	1/1	1		1						45:59
11	JACQUES Viviane	0/3	0		0/3						1							17:30
13	SILVA Lucila	1/1	100						1/1		1			1				26:50
15	SILVA Aline	3/7	43			1/5	1/1		1/1	1	3							18:42
16	de PAULA Darly																	21:28
19	SANTOS Aline	3/7	43			2/5	1/1		0/1	3	1		3					38:56
	Bench / Team																	
Totals		29/47	62	6/7	3/11	4/11	2/2	8/9	6/7	10	14	2	6	3	5			

No.	Name	Total Shots		6m Shots		Wing Shots		9m Shots		7m Shots		Fast Breaks		Breakthroughs	
		S/S	%	S/S	%	S/S	%	S/S	%	S/S	%	S/S	%	S/S	%
1	MASSON Chana	9/24	38	1/5	20	3/5	60	5/11	45			0/1	0	0/2	0
16	de PAULA Darly	6/12	50	1/2	50	3/6	50	1/3	33			1/1	100		
Totals		15/36	42	2/7	29	6/11	55	6/14	43			1/2	50	0/2	0

Team Shots	Goals	Saves	Missed	Post	Blocked	Total	%
6m Shots	6		1			7	86
Wing Shots	3	4	2			11	27
9m Shots	4	5		1	1	11	36
7m Shots	2				n/a	2	100
Fast Breaks	8	1				9	89
Breakthroughs	6			1		7	86
Totals	29	10	3	4	1	47	62

Number of Attacks: 54, Scoring Efficiency: 54%



Match Team Statistics

Ομαδικές Στατιστικές Αγώνα / Statistiques du match par équipe

Match No: 02

GRE 21 - 29 BRA
(8-14) (13-15)

Referees: (19) BAUM M / (20) GORALCZYK M (POL)

BRA - Brazil

Shots Distribution

Players

Goals / Shots

2 DINIZ F	3 NASCIMENTO A	4 MONTAO M	5 PIEDADE D	6 KUESTENER F	8 AMORIM A
1/2	3/3 1-Post		1/1 1/1 2/2 1-Missed	1/1	1/1
9 FIGUEIREDO M	10 ROSAS A	11 JACQUES V	13 SILVA L	15 SILVA A	19 SANTOS A
1/1 1/1	3/4 2-Missed	0/1 1-Post	1/1	0/1 1/2 1-Blocked	1/1 2/3 2-Post

Team

Offence

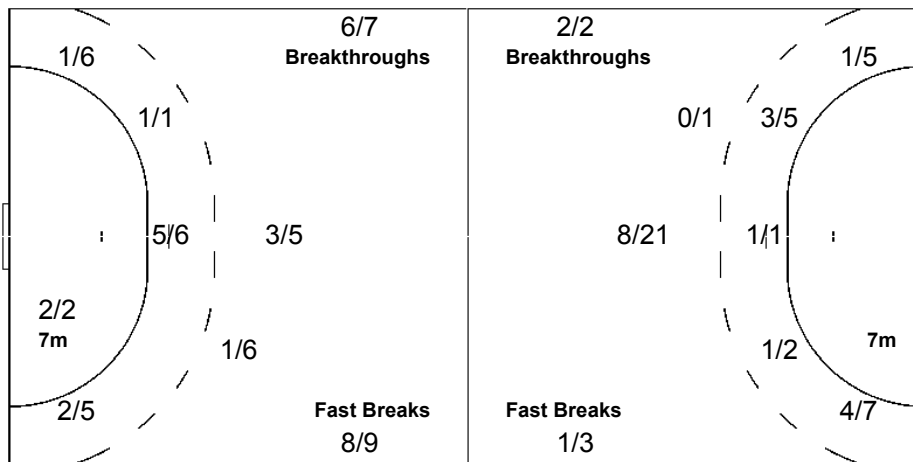
Defence

Goalkeepers

Goals / Shots

1/2	2/2	1/1
2/2	0/1	1/1
11/14	2/2	8/13

3-Missed 4-Post 1-Blocked



Saves / Shots

2/3	1/3	1/1
3/7	2/2	1/1
2/10	2/7	1/2

1 MASSON C

1/2	1/3	
2/4	1/1	
2/6	2/7	0/1

16 de PAULA D

1/1		1/1
1/3	1/1	1/1
0/4		1/1

LEGEND

G/S Goals / Shots	% Efficiency	6m 6-metre Shots	7m 7-metre Shots	9m 9-metre Shots
S/S Saves / Shots	Wing Wing Shots	FB Fast Breaks	BT Breakthroughs	EX Exclusions
AS Assists	TF Technical Faults	ST Steals	BS Blocked Shots	TP Time Played
YC Yellow Cards	RC Red Cards	n/a not applicable	2Min 2 Minute Suspensions	
+ 2 Minute + 2 Minute Suspensions				



Results

Αποτελέσματα / Résultats

Match No: 05

UKR 26 - 21 CHN
(15-10) (11-11)

Referees: (5) BRETO V / (6) HUELIN TRILLO J (ESP)

RUNNING SCORE

UKR - CHN

UKR - Ukraine

Players		Shots								Penalties			
No.	Name	G/S	%	6m	Wing	9m	7m	FB	BT	YC	2Min	RC	EX
1	BORYSENKO Nataliya												
3	BURMYSTROVA Ganna	1/3	33	1/2		0/1					1		
4	SHINKARENKO Tetyana	1/1	100						1/1	1	1		
5	VERGELYUK Maryna	3/6	50	0/1	1/1	1/2			1/2	1	1		
6	YATSENKO Olena	5/9	56		4/8			1/1					
7	SIUKALO Ganna	0/1	0						0/1		1		
8	RADCHENKO Olena												
9	TSYGITSA Olena	5/5	100	1/1		1/1			3/3				
10	MARKUSHEVSKA Galyna												
11	SHEVCHENKO Lyudmyla									1			
14	LYAPINA Nataliya	1/2	50		0/1			1/1					
15	BORODINA Anastasiya	1/1	100			1/1							
16	ZASPA Larysa												
17	RAYHEL Oxana	9/13	69		4/6		5/6	0/1			1		
Bench / Team													
Totals		26/41	63	2/4	9/16	3/5	5/6	2/3	5/7	3	5		

Goalkeepers		Saves							
No.	Name	S/S	%	6m	Wing	9m	7m	FB	BT
1	BORYSENKO Nataliya	11/25	44	3/7	2/4	6/9	0/3	0/1	0/1
16	ZASPA Larysa	1/8	13	0/3	1/3	0/1		0/1	
Totals		12/33	36	3/10	3/7	6/10	0/3	0/2	0/1

CHN - China

Players		Shots								Penalties			
No.	Name	G/S	%	6m	Wing	9m	7m	FB	BT	YC	2Min	RC	EX
1	FAN Jie												
2	ZHAI Chao	2/4	50			2/4							
3	LIU Yun	1/2	50	1/2						1	1		
5	LI Bing	2/6	33	1/1		1/5							
8	ZHANG Li	2/4	50		2/4								
9	WANG Min	1/3	33	1/1	0/2								
10	WANG Shasha	1/3	33	1/2		0/1					2		
11	CHEN Ji												
13	WU Yanan	1/1	100		1/1					1			
14	LIU Xiaomei	3/7	43		1/1	0/4		1/1	1/1	1	1		
15	SUN Laimiao	0/1	0		0/1								
16	YU Geli												
17	LEI Sufen	1/1	100					1/1					
19	LI Weiwei	7/13	54	3/5		1/4	3/4						
Bench / Team													
Totals		21/45	47	7/11	4/9	4/18	3/4	2/2	1/1	3	4		

Goalkeepers		Saves							
No.	Name	S/S	%	6m	Wing	9m	7m	FB	BT
1	FAN Jie	10/28	36	1/2	7/14	1/3	0/2	1/3	0/4
16	YU Geli	0/8	0	0/1	0/2	0/1	0/3	1/3	0/1
Totals		10/36	28	1/3	7/16	1/4	0/5	1/3	0/5

1st Half	
RAYHEL O	1 (1') 0
1 (2') 1	LI W
RAYHEL O	2 (2') 1
2 (3') 2	WANG M
VERGELYUK M	3 (4') 2
YATSENKO O	4 (5') 2
4 (6') 3	LIU X
4 (7') 4	LIU Y
BURMYSTROVA G	5 (9') 4
5 (9') 5	LI B
5 (11') 6	WU Y
SHINKARENKO T	6 (11') 6
TSYGITSA O	7 (13') 6
7 (14') 7	LIU X
RAYHEL O	8 (14') 7
8 (15') 8	LI W
8 (16') 9	LI W
RAYHEL O	9 (16') 9
TSYGITSA O	10 (19') 9
TSYGITSA O	11 (25') 9
11 (25') 10	LI W
VERGELYUK M	12 (26') 10
RAYHEL O	13 (27') 10
YATSENKO O	14 (27') 10
YATSENKO O	15 (28') 10

2nd Half	
15 (31') 11	LI B
YATSENKO O	16 (32') 11
16 (33') 12	LIU X
TSYGITSA O	17 (35') 12
TSYGITSA O	18 (38') 12
18 (40') 13	LI W
RAYHEL O	19 (40') 13
19 (42') 14	ZHAI C
19 (44') 15	ZHANG L
VERGELYUK M	20 (44') 15
20 (45') 16	LI W
YATSENKO O	21 (47') 16
RAYHEL O	22 (48') 16
22 (49') 17	WANG S
RAYHEL O	23 (50') 17
RAYHEL O	24 (51') 17
24 (52') 18	LI W
24 (52') 19	LEI S
24 (53') 20	ZHANG L
LYAPINA N	25 (54') 20
25 (60') 21	ZHAI C
BORODINA A	26 (60') 21

LEGEND									
G/S	Goals / Shots	%	Efficiency	6m	6-metre Shots	7m	7-metre Shots	9m	9-metre Shots
S/S	Saves / Shots	Wing	Wing Shots	FB	Fast Breaks	BT	Breakthroughs	EX	Exclusions
YC	Yellow Cards	RC	Red Cards	2Min	2 Minute Suspensions				
+	2 Minute + 2 Minute Suspensions								



Match Team Statistics

Ομαδικές Στατιστικές Αγώνα / Statistiques du match par équipe

Match No: 05

UKR 26 - 21 CHN

(15-10) (11-11)

Referees: (5) BRETO V / (6) HUELIN TRILLO J (ESP)

UKR - Ukraine

No.	Name	Shots								Offence		Defence		Penalties			TP	
		G/S	%	6m	Wing	9m	7m	FB	BT	AS	TF	ST	BS	YC	2Min	RC		EX
1	BORYSENKO Nataliya										1							46:44
3	BURMYSTROVA Ganna	1/3	33	1/2		0/1					4				1			17:23
4	SHINKARENKO Tetyana	1/1	100						1/1	3	3	1		1	1			26:54
5	VERGELYUK Maryna	3/6	50	0/1	1/1	1/2			1/2	4	3	3		1	1			46:21
6	YATSENKO Olena	5/9	56		4/8			1/1		1	2							51:21
7	SIUKALO Ganna	0/1	0						0/1	1	2	2			1			39:23
8	RADCHENKO Olena									1	1	2						29:27
9	TSYGITSA Olena	5/5	100	1/1		1/1			3/3		7							28:47
10	MARKUSHEVSKA Galyna																	05:55
11	SHEVCHENKO Lyudmyla											1	4	1				48:32
14	LYAPINA Nataliya	1/2	50		0/1			1/1										08:39
15	BORODINA Anastasiya	1/1	100			1/1												02:40
16	ZASPA Larysa																	13:16
17	RAYHEL Oxana	9/13	69		4/6		5/6	0/1		2	1	2			1			54:38
	Bench / Team																	
	Totals	26/41	63	2/4	9/16	3/5	5/6	2/3	5/7	12	24	11	4	3	5			

No.	Name	Total Shots		6m Shots		Wing Shots		9m Shots		7m Shots		Fast Breaks		Breakthroughs	
		S/S	%	S/S	%	S/S	%	S/S	%	S/S	%	S/S	%	S/S	%
1	BORYSENKO Nataliya	11/25	44	3/7	43	2/4	50	6/9	67	0/3	0	0/1	0	0/1	0
16	ZASPA Larysa	1/8	13	0/3	0	1/3	33	0/1	0			0/1	0		
	Totals	12/33	36	3/10	30	3/7	43	6/10	60	0/3	0	0/2	0	0/1	0

Team Shots	Goals	Saves	Missed	Post	Blocked	Total	%
6m Shots	2	1		1		4	50
Wing Shots	9	7				16	56
9m Shots	3	1		1		5	60
7m Shots	5			1	n/a	6	83
Fast Breaks	2	1				3	67
Breakthroughs	5		1	1		7	71
Totals	26	10	1	4		41	63

Number of Attacks: 60, Scoring Efficiency: 43%



Match Team Statistics

Ομαδικές Στατιστικές Αγώνα / Statistiques du match par équipe

Match No: 05

UKR 26 - 21 CHN
(15-10) (11-11)

Referees: (5) BRETO V / (6) HUELIN TRILLO J (ESP)

UKR - Ukraine

Shots Distribution

Players

Goals / Shots

3 BURMYSTROVA G

		1/1

2-Post

4 SHINKARENKO T

1/1		

5 VERGELYUK M

0/1		1/2
2/2		

1-Post

6 YATSENKO O

1/1	0/1	
1/2		
1/1	1/2	1/2

7 SIUKALO G

1-Missed

8 RADCHENKO O

9 TSYGITSA O

	1/1	
		1/1
1/1		2/2

10 MARKUSHEVSKA G

11 SHEVCHENKO L

14 LYAPINA N

	0/1	
		1/1

15 BORODINA A

1/1		

17 RAYHEL O

	1/1	1/1
2/2		2/4
1/2		2/2

1-Post

Team

Goals / Shots

2/2	2/4	1/1
4/6		5/8
5/6	1/2	6/7

1-Missed 4-Post

Offence

Defence

Goalkeepers

Saves / Shots

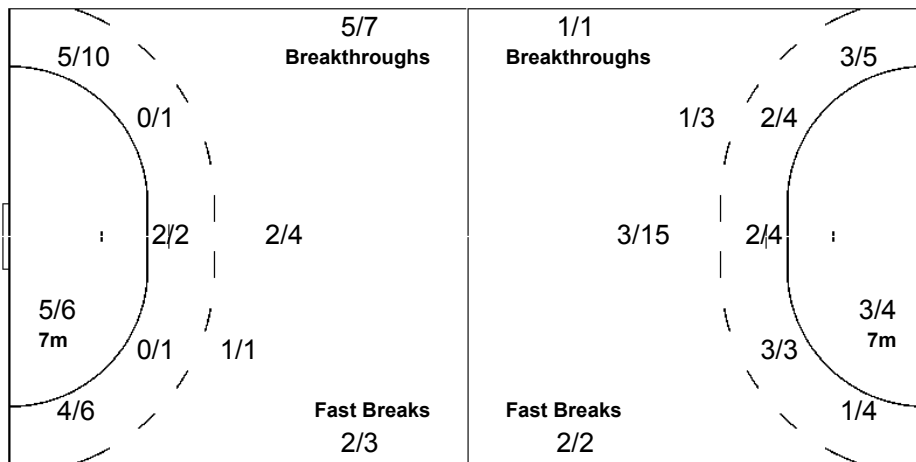
0/1	2/2	0/1
5/10		4/8
1/7		0/4

1 BORYSENKO N

0/1	2/2	0/1
4/8		4/8
1/3		0/2

16 ZASPA L

1/2		
0/4		0/2





Match Team Statistics

Ομαδικές Στατιστικές Αγώνα / Statistiques du match par équipe

Match No: 05

UKR 26 - 21 CHN
(15-10) (11-11)

Referees: (5) BRETO V / (6) HUELIN TRILLO J (ESP)

CHN - China

Players		Shots								Offence		Defence		Penalties				TP
No.	Name	G/S	%	6m	Wing	9m	7m	FB	BT	AS	TF	ST	BS	YC	2Min	RC	EX	
1	FAN Jie											1						48:14
2	ZHAI Chao	2/4	50			2/4				2	6	4						26:28
3	LIU Yun	1/2	50	1/2						1		2		1	1			53:33
5	LI Bing	2/6	33	1/1		1/5				2	1	5						40:19
8	ZHANG Li	2/4	50		2/4													16:53
9	WANG Min	1/3	33	1/1	0/2						2							40:23
10	WANG Shasha	1/3	33	1/2		0/1				1	3				2			30:31
11	CHEN Ji																	04:31
13	WU Yanan	1/1	100		1/1						1			1				42:46
14	LIU Xiaomei	3/7	43		1/1	0/4		1/1	1/1	3	2	4		1	1			51:12
15	SUN Laimiao	0/1	0		0/1													10:55
16	YU Geli																	11:46
17	LEI Sufen	1/1	100					1/1			1							10:27
19	LI Weiwei	7/13	54	3/5		1/4	3/4			1	3							32:02
Bench / Team																		
Totals		21/45	47	7/11	4/9	4/18	3/4	2/2	1/1	10	19	16		3	4			

Goalkeepers		Total Shots		6m Shots		Wing Shots		9m Shots		7m Shots		Fast Breaks		Breakthroughs	
No.	Name	S/S	%	S/S	%	S/S	%	S/S	%	S/S	%	S/S	%	S/S	%
1	FAN Jie	10/28	36	1/2	50	7/14	50	1/3	33	0/2	0	1/3	33	0/4	0
16	YU Geli	0/8	0	0/1	0	0/2	0	0/1	0	0/3	0			0/1	0
Totals		10/36	28	1/3	33	7/16	44	1/4	25	0/5	0	1/3	33	0/5	0

Team Shots	Goals	Saves	Missed	Post	Blocked	Total	%
6m Shots	7	3		1		11	64
Wing Shots	4	3	1	1		9	44
9m Shots	4	6	4	1	3	18	22
7m Shots	3			1	n/a	4	75
Fast Breaks	2					2	100
Breakthroughs	1					1	100
Totals	21	12	5	4	3	45	47

Number of Attacks: 61, Scoring Efficiency: 34%



Match Team Statistics

Ομαδικές Στατιστικές Αγώνα / Statistiques du match par équipe

Match No: 05

UKR 26 - 21 CHN
(15-10) (11-11)

Referees: (5) BRETO V / (6) HUELIN TRILLO J (ESP)

CHN - China

Shots Distribution

Players

Goals / Shots

2 ZHAI C	3 LIU Y	5 LI B	8 ZHANG L	9 WANG M	10 WANG S
2/2	0/1	1/1	0/1	0/1	
		0/1	1/1	1/1	1/2
	1/1	1/1			
2-Missed		2-Blocked	1-Post	1-Missed	1-Post
11 CHEN J	13 WU Y	14 LIU X	15 SUN L	17 LEI S	19 LI W
		1/1	0/1	1/1	1/1
		2/3			2/4
	1/1				0/2
		2-Missed	1-Blocked		2/2
					2-Post

Team

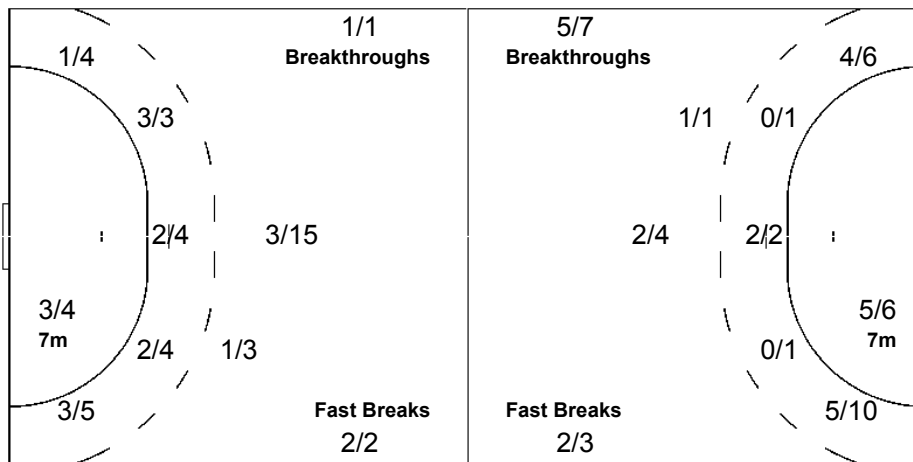
Offence

Defence

Goalkeepers

Goals / Shots

1/1	0/2	1/1
5/10		4/8
6/7		4/4
5-Missed	4-Post	3-Blocked



Saves / Shots

0/2	2/4	0/1
2/6		3/8
1/6	1/2	1/7

1 FAN J

0/2	2/4	
2/4		3/5
1/5	1/2	1/6

16 YU G

		0/1
0/2		0/3
0/1		0/1

LEGEND								
G/S Goals / Shots	% Efficiency	6m 6-metre Shots	7m 7-metre Shots	9m 9-metre Shots				
S/S Saves / Shots	Wing Wing Shots	FB Fast Breaks	BT Breakthroughs	EX Exclusions				
AS Assists	TF Technical Faults	ST Steals	BS Blocked Shots	TP Time Played				
YC Yellow Cards	RC Red Cards	n/a not applicable	2Min 2 Minute Suspensions					
+ 2 Minute + 2 Minute Suspensions								



Results

Αποτελέσματα / Résultats

Match No: 06

HUN 33 - 20 GRE
(15-9) (18-11)

Referees: (21) GARDINOVACKI Z / (22) MARIC B (SCG)

RUNNING SCORE

HUN - GRE

HUN - Hungary

Players		Shots								Penalties			
No.	Name	G/S	%	6m	Wing	9m	7m	FB	BT	YC	2Min	RC	EX
1	SIRINA Irina												
2	FERLING Bernadett												
4	MEHLMANN Ibolya	1/2	50	0/1					1/1				
5	PALFFY Zsuzsanna												
6	KIRSNER Erika	6/10	60		3/6			3/4					
9	RADULOVICS Bojana	4/10	40	0/2		3/6	1/2						
10	PIGNICZKI Krisztina	5/6	83	2/2				3/4		1			
11	FARKAS Agnes	2/4	50			1/3			1/1	1			
13	GORBICZ Anita	2/2	100				1/1		1/1				
15	SITI Eszter Agnes	6/7	86	1/2				2/2	3/3				
16	PALINGER Katalin												
17	TOTH Timea	3/3	100	1/1					2/2	1	1		
18	LOVASZ Zsuzsanna	2/4	50	0/1	2/3						1		
19	KULCSAR Anita	2/2	100	2/2							2		
Bench / Team													
Totals		33/50	66	6/11	5/9	4/9	2/3	8/10	8/8	3	4		

Goalkeepers		Saves							
No.	Name	S/S	%	6m	Wing	9m	7m	FB	BT
1	SIRINA Irina	3/9	33		1/2	2/5		0/1	0/1
16	PALINGER Katalin	13/27	48	3/9	3/6	7/10	0/1	0/1	
Totals		16/36	44	3/9	4/8	9/15	0/1	0/2	0/1

GRE - Greece

Players		Shots								Penalties			
No.	Name	G/S	%	6m	Wing	9m	7m	FB	BT	YC	2Min	RC	EX
2	PSATHA Anna	3/3	100	3/3						1			
3	POIMENIDOU Eleni												
5	POTARI Eleni	1/1	100	1/1									
7	DOROTHEOU Georgia	1/2	50		1/2						2		
8	VEMI Panagoula	0/1	0		0/1								
9	FOTIADOU Ioanna	0/1	0	0/1						1	1		
10	SKARA Vasiliki	2/6	33	0/1		0/3		1/1	1/1				
11	GKOLIA Grigoria	1/9	11	0/1		1/8					1		
12	NIKOLI Elena												
16	MAVROGENI Eleftheria												
17	PATSIU Anastasia	2/6	33		2/5	0/1				1	1		
18	MICHALOPOULOU Michaela	0/2	0	0/1		0/1							
19	GIOUPI Styliani	8/11	73	2/2		5/8	1/1						
20	THEODORIDOU Vicky	2/2	100		1/1			1/1			3	1	
Bench / Team													
Totals		20/44	45	6/10	4/9	6/21	1/1	2/2	1/1	3	8	1	

Goalkeepers		Saves							
No.	Name	S/S	%	6m	Wing	9m	7m	FB	BT
12	NIKOLI Elena	11/44	25	2/8	3/8	3/7	1/3	2/10	0/8
16	MAVROGENI Eleftheria								
Totals		11/44	25	2/8	3/8	3/7	1/3	2/10	0/8

1st Half		
RADULOVICS B	0 (2') 1	SKARA V
	1 (2') 1	
	1 (6') 2	SKARA V
PIGNICZKI K	2 (8') 2	
PIGNICZKI K	3 (9') 2	
	3 (11') 3	THEODORIDOU V
FARKAS A	4 (12') 3	
	4 (12') 4	GIOUPI S
KULCSAR A	5 (13') 4	
TOTH T	6 (14') 4	
	6 (15') 5	GIOUPI S
RADULOVICS B	7 (16') 5	
	7 (17') 6	GKOLIA G
RADULOVICS B	8 (17') 6	
	8 (19') 7	GIOUPI S
LOVASZ Z	9 (20') 7	
KIRSNER E	10 (21') 7	
SITI E	11 (22') 7	
PIGNICZKI K	12 (23') 7	
TOTH T	13 (24') 7	
PIGNICZKI K	14 (25') 7	
	14 (26') 8	PATSIU A
FARKAS A	15 (29') 8	
	15 (30') 9	GIOUPI S
2nd Half		
KIRSNER E	16 (32') 9	
	16 (33') 10	POTARI E
	16 (33') 11	THEODORIDOU V
RADULOVICS B	17 (33') 11	
	17 (34') 12	DOROTHEOU G
SITI E	18 (35') 12	
KIRSNER E	19 (37') 12	
SITI E	20 (39') 12	
	20 (39') 13	GIOUPI S
LOVASZ Z	21 (41') 13	
SITI E	22 (43') 13	
SITI E	23 (44') 13	
	23 (45') 14	PSATHA A
KULCSAR A	24 (46') 14	
	24 (46') 15	GIOUPI S
SITI E	25 (47') 15	
PIGNICZKI K	26 (48') 15	
	26 (49') 16	PSATHA A
	26 (50') 17	PATSIU A
GORBICZ A	27 (52') 17	
KIRSNER E	28 (53') 17	
	28 (53') 18	PSATHA A
TOTH T	29 (54') 18	
GORBICZ A	30 (55') 18	
	30 (56') 19	GIOUPI S
MEHLMANN I	31 (57') 19	
KIRSNER E	32 (57') 19	
	32 (58') 20	GIOUPI S
KIRSNER E	33 (60') 20	

LEGEND									
G/S	Goals / Shots	%	Efficiency	6m	6-metre Shots	7m	7-metre Shots	9m	9-metre Shots
S/S	Saves / Shots	Wing	Wing Shots	FB	Fast Breaks	BT	Breakthroughs	EX	Exclusions
YC	Yellow Cards	RC	Red Cards	2Min	2 Minute Suspensions				
+	2 Minute + 2 Minute Suspensions								



Match Team Statistics

Ομαδικές Στατιστικές Αγώνα / Statistiques du match par équipe

Match No: 06

HUN 33 - 20 GRE

(15-9) (18-11)

Referees: (21) GARDINOVACKI Z / (22) MARIC B (SCG)

HUN - Hungary

Players		Shots								Offence		Defence		Penalties				TP
No.	Name	G/S	%	6m	Wing	9m	7m	FB	BT	AS	TF	ST	BS	YC	2Min	RC	EX	
1	SIRINA Irina										1							16:50
2	FERLING Bernadett																	
4	MEHLMANN Ibolya	1/2	50	0/1					1/1		1							03:23
5	PALFFY Zsuzsanna																	14:08
6	KIRSNER Erika	6/10	60		3/6			3/4		3	1	2						59:48
9	RADULOVICS Bojana	4/10	40	0/2		3/6	1/2				2							15:03
10	PIGNICZKI Krisztina	5/6	83	2/2				3/4				1		1				35:28
11	FARKAS Agnes	2/4	50			1/3			1/1	2	2	2	1	1				52:43
13	GORBICZ Anita	2/2	100				1/1		1/1		1							11:39
15	SITI Eszter Agnes	6/7	86	1/2				2/2	3/3	4		1						48:21
16	PALINGER Katalin									2								43:10
17	TOTH Timea	3/3	100	1/1					2/2	1	1			1	1			46:31
18	LOVASZ Zsuzsanna	2/4	50	0/1	2/3					1								45:52
19	KULCSAR Anita	2/2	100	2/2						1						2		27:04
	Bench / Team																	
	Totals	33/50	66	6/11	5/9	4/9	2/3	8/10	8/8	14	9	6	1	3	4			

Goalkeepers		Total Shots		6m Shots		Wing Shots		9m Shots		7m Shots		Fast Breaks		Breakthroughs	
No.	Name	S/S	%	S/S	%	S/S	%	S/S	%	S/S	%	S/S	%	S/S	%
1	SIRINA Irina	3/9	33			1/2	50	2/5	40			0/1	0	0/1	0
16	PALINGER Katalin	13/27	48	3/9	33	3/6	50	7/10	70	0/1	0	0/1	0		
	Totals	16/36	44	3/9	33	4/8	50	9/15	60	0/1	0	0/2	0	0/1	0

Team Shots	Goals	Saves	Missed	Post	Blocked	Total	%
6m Shots	6	2	3			11	55
Wing Shots	5	3	1			9	56
9m Shots	4	3	1	1		9	44
7m Shots	2	1			n/a	3	67
Fast Breaks	8	2				10	80
Breakthroughs	8					8	100
Totals	33	11	5	1		50	66

Number of Attacks: 58, Scoring Efficiency: 57%



Match Team Statistics

Ομαδικές Στατιστικές Αγώνα / Statistiques du match par équipe

Match No: 06

HUN 33 - 20 GRE
(15-9) (18-11)

Referees: (21) GARDINOVACKI Z / (22) MARIC B (SCG)

HUN - Hungary

Shots Distribution

Players

Goals / Shots

2 FERLING B	4 MEHLMANN I	5 PALFFY Z	6 KIRSNER E	9 RADULOVICS B	10 PIGNICZKI K
			1/2 1/2	1/1	1/1 1/2
			0/2	2/2 0/1	1/1 1/1
	1/1 0/1		1/1 3/3	1/1 0/1	1/1
				3-Missed 1-Post	
11 FARKAS A	13 GORBICZ A	15 SITI E	17 TOTH T	18 LOVASZ Z	19 KULCSAR A
	1/1 1/1			1/1	1/1
			1/1	1/2	
1/1 0/1		4/4 2/2	1/1 1/1		1/1
		1-Missed		1-Missed	

Team

Offence

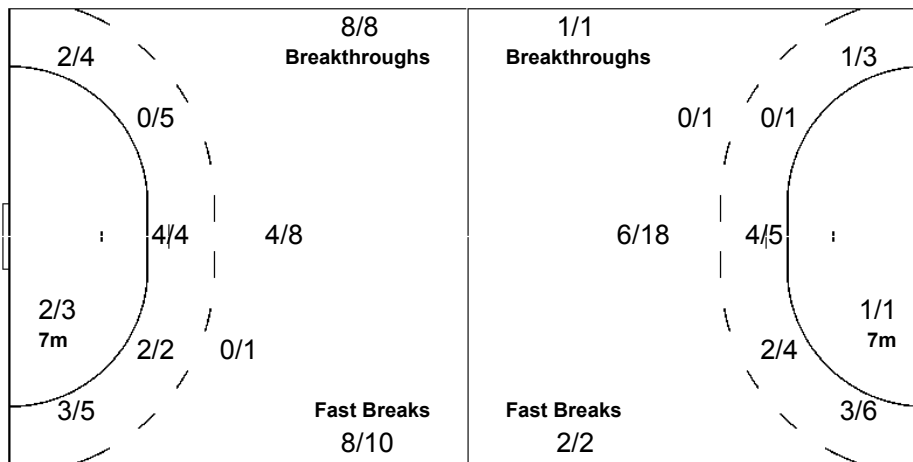
Defence

Goalkeepers

Goals / Shots

2/2	3/4	5/7
4/5		2/6
9/9	1/2	7/9

5-Missed 1-Post



Saves / Shots

	0/1	
5/8	3/3	2/3
3/11	0/1	3/9

1 SIRINA I

1/2	1/1	1/2
0/2	0/1	0/1

16 PALINGER K

	0/1	
4/6	2/2	1/1
3/9		3/8



Match Team Statistics

Ομαδικές Στατιστικές Αγώνα / Statistiques du match par équipe

Match No: 06

HUN 33 - 20 GRE
(15-9) (18-11)

Referees: (21) GARDINOVACKI Z / (22) MARIC B (SCG)

GRE - Greece

No.	Name	Shots								Offence		Defence		Penalties			TP	
		G/S	%	6m	Wing	9m	7m	FB	BT	AS	TF	ST	BS	YC	2Min	RC		EX
2	PSATHA Anna	3/3	100	3/3								2		1				41:43
3	POIMENIDOU Eleni											1						19:24
5	POTARI Eleni	1/1	100	1/1								2						14:18
7	DOROTHEOU Georgia	1/2	50		1/2					3	1				2			31:13
8	VEMI Panagoula	0/1	0		0/1						1	1						17:36
9	FOTIADOU Ioanna	0/1	0	0/1										1	1			16:56
10	SKARA Vasiliki	2/6	33	0/1		0/3		1/1	1/1			3						38:09
11	GKOLIA Grigoria	1/9	11	0/1		1/8				5	2				1			35:06
12	NIKOLI Elena										1							60:00
16	MAVROGENI Eleftheria																	
17	PATSIU Anastasia	2/6	33		2/5	0/1						2		1	1			42:12
18	MICHALOPOULOU Michaela	0/2	0	0/1		0/1				1	4							22:38
19	GIOUPI Styliani	8/11	73	2/2		5/8	1/1				2							36:46
20	THEODORIDOU Vicky	2/2	100		1/1			1/1							3	1		43:59
Bench / Team																		
Totals		20/44	45	6/10	4/9	6/21	1/1	2/2	1/1	9	21	1		3	8	1		

No.	Name	Total Shots		6m Shots		Wing Shots		9m Shots		7m Shots		Fast Breaks		Breakthroughs	
		S/S	%	S/S	%	S/S	%	S/S	%	S/S	%	S/S	%	S/S	%
12	NIKOLI Elena	11/44	25	2/8	25	3/8	38	3/7	43	1/3	33	2/10	20	0/8	0
16	MAVROGENI Eleftheria														
Totals		11/44	25	2/8	25	3/8	38	3/7	43	1/3	33	2/10	20	0/8	0

Team Shots	Goals	Saves	Missed	Post	Blocked	Total	%
6m Shots	6	3		1		10	60
Wing Shots	4	4	1			9	44
9m Shots	6	9	4	1	1	21	29
7m Shots	1				n/a	1	100
Fast Breaks	2					2	100
Breakthroughs	1					1	100
Totals	20	16	5	2	1	44	45

Number of Attacks: 59, Scoring Efficiency: 34%



Match Team Statistics

Ομαδικές Στατιστικές Αγώνα / Statistiques du match par équipe

Match No: 06

HUN 33 - 20 GRE
(15-9) (18-11)

Referees: (21) GARDINOVACKI Z / (22) MARIC B (SCG)

GRE - Greece

Shots Distribution

Players

Goals / Shots

2 PSATHA A	3 POIMENIDOU E	5 POTARI E	7 DOROTHEOU G	8 VEMI P	9 FOTIADOU I
1/1			0/1	0/1	0/1
1/1		1/1	1/1		
10 SKARA V	11 GKOLIA G	17 PATSIU A	18 MICHALOPOULOU M	19 GIOUPI S	20 THEODORIDOU V
1/2	0/1	1/1	0/1	0/1	
	0/2	1/2		4/5	1/1
1-Missed	3-Missed	1-Blocked	1-Missed 1-Post	1-Post	4/5 1/1 3/4
					1/1 1/1

Team

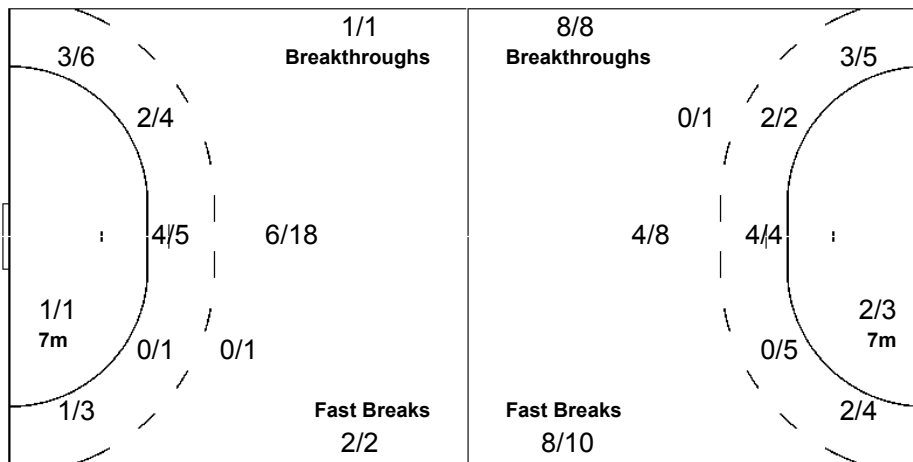
Offence

Defence

Goalkeepers

Goals / Shots

	1/1	
3/8	0/3	1/3
8/11	1/1	6/9
5-Missed	2-Post	1-Blocked



Saves / Shots

0/2	1/4	2/7
1/5		4/6
0/9	1/2	2/9

12 NIKOLI E		
0/2	1/4	2/7
1/5		4/6
0/9	1/2	2/9

16 MAVROGENI E		

LEGEND								
G/S Goals / Shots	% Efficiency	6m 6-metre Shots	7m 7-metre Shots	9m 9-metre Shots				
S/S Saves / Shots	Wing Wing Shots	FB Fast Breaks	BT Breakthroughs	EX Exclusions				
AS Assists	TF Technical Faults	ST Steals	BS Blocked Shots	TP Time Played				
YC Yellow Cards	RC Red Cards	n/a not applicable	2Min 2 Minute Suspensions					
+ 2 Minute + 2 Minute Suspensions								



Results

Αποτελέσματα / Résultats

Match No: 10

GRE 13 - 33 CHN
(6-15) (7-18)

Referees: (7) BORD G / (8) BUY O (FRA)

RUNNING SCORE

GRE - CHN

GRE - Greece

Players		Shots								Penalties			
No.	Name	G/S	%	6m	Wing	9m	7m	FB	BT	YC	2Min	RC	EX
2	PSATHA Anna	3/4	75	3/3				0/1		1	2		
3	POIMENIDOU Eleni	1/2	50	1/2						1			
5	POTARI Eleni	2/5	40		0/1			2/2	0/2		1		
7	DOROTHEOU Georgia	0/2	0	0/1		0/1							
8	VEMI Panagoula												
10	SKARA Vasiliki										1		
11	GKOLIA Grigoria	1/5	20			0/3	1/2						
12	NIKOLI Elena												
15	SOUSA Tatiana	3/11	27			1/6	1/2	0/1	1/2		2		
16	MAVROGENI Eleftheria												
17	PATSIU Anastasia	0/2	0		0/2					1			
18	MICHALOPOULOU Michaela										1		
19	GIOUPI Styliani	3/6	50	1/1		2/4	0/1						
20	THEODORIDOU Vicky	0/1	0					0/1					
Bench / Team													
Totals		13/38	34	5/7	0/3	3/14	2/5	2/5	1/4	3	7		

Goalkeepers		Saves							
No.	Name	S/S	%	6m	Wing	9m	7m	FB	BT
12	NIKOLI Elena	1/8	13		0/2	1/3	0/1	0/2	
16	MAVROGENI Eleftheria	11/37	30	2/6	0/2	6/13	1/6	2/7	0/3
Totals		12/45	27	2/6	0/4	7/16	1/7	2/9	0/3

CHN - China

Players		Shots								Penalties			
No.	Name	G/S	%	6m	Wing	9m	7m	FB	BT	YC	2Min	RC	EX
1	FAN Jie												
2	ZHAI Chao	7/12	58	0/1		4/8	1/1	2/2					
3	LIU Yun	1/2	50	1/2						1	1		
5	LI Bing	0/3	0			0/1		0/2			1		
8	ZHANG Li												
9	WANG Min	5/6	83	1/1	2/3			2/2					
10	WANG Shasha	5/8	63	1/1		1/4	3/3			1			
11	CHEN Ji												
13	WU Yanan	5/5	100		2/2		1/1	2/2					
14	LIU Xiaomei	4/8	50	1/1		2/6			1/1				
15	SUN Laimiao	1/1	100					1/1			2		
16	YU Geli												
17	LEI Sufen												
19	LI Weiwei	5/10	50			2/4	1/2	0/2	2/2				
Bench / Team													
Totals		33/55	60	4/6	4/5	9/23	6/7	7/11	3/3	2	4		

Goalkeepers		Saves							
No.	Name	S/S	%	6m	Wing	9m	7m	FB	BT
1	FAN Jie	11/19	58	1/4	2/2	5/7	3/5	0/1	
16	YU Geli	10/15	67	0/2	1/1	5/6		2/3	2/3
Totals		21/34	62	1/6	3/3	10/13	3/5	2/4	2/3

1st Half	
GIOUPI S	1 (2') 0
	1 (2') 1 LI W
	1 (5') 2 LI W
GIOUPI S	2 (5') 2
	2 (6') 3 LIU X
	2 (8') 4 WU Y
	2 (8') 5 WANG M
	2 (9') 6 WANG M
GIOUPI S	3 (10') 6
	3 (12') 7 WU Y
	3 (13') 8 LIU X
PSATHA A	4 (15') 8
	4 (17') 9 WANG S
	4 (18') 10 WU Y
	4 (19') 11 LIU Y
	4 (22') 12 WANG S
	4 (24') 13 ZHAI C
	4 (25') 14 LI W
SOUSA T	5 (27') 14
POTARI E	6 (28') 14
	6 (29') 15 ZHAI C
2nd Half	
	6 (32') 16 ZHAI C
SOUSA T	7 (32') 16
	7 (34') 17 SUN L
PSATHA A	8 (34') 17
	8 (35') 18 WANG S
	8 (36') 19 WANG S
	8 (37') 20 ZHAI C
	8 (38') 21 WANG S
	8 (39') 22 WU Y
	8 (41') 23 LI W
	8 (42') 24 WANG M
PSATHA A	9 (44') 24
	9 (44') 25 WANG M
SOUSA T	10 (45') 25
	10 (49') 26 ZHAI C
	10 (51') 27 ZHAI C
	10 (51') 28 LIU X
POTARI E	11 (52') 28
	11 (53') 29 ZHAI C
GKOLIA G	12 (55') 29
POIMENIDOU E	13 (56') 29
	13 (56') 30 LIU X
	13 (57') 31 LI W
	13 (58') 32 WU Y
	13 (60') 33 WANG M

LEGEND

G/S	Goals / Shots	%	Efficiency	6m	6-metre Shots	7m	7-metre Shots	9m	9-metre Shots
S/S	Saves / Shots	Wing	Wing Shots	FB	Fast Breaks	BT	Breakthroughs	EX	Exclusions
YC	Yellow Cards	RC	Red Cards	2Min	2 Minute Suspensions				
+	2 Minute + 2 Minute Suspensions								



Match Team Statistics

Ομαδικές Στατιστικές Αγώνα / Statistiques du match par équipe

Match No: 10

GRE 13 - 33 CHN
(6-15) (7-18)

Referees: (7) BORD G / (8) BUY O (FRA)

GRE - Greece

Players		Shots								Offence		Defence		Penalties				TP
No.	Name	G/S	%	6m	Wing	9m	7m	FB	BT	AS	TF	ST	BS	YC	2Min	RC	EX	
2	PSATHA Anna	3/4	75	3/3				0/1			1			1	2			46:34
3	POIMENIDOU Eleni	1/2	50	1/2							2	2		1				31:00
5	POTARI Eleni	2/5	40		0/1			2/2	0/2		2				1			47:06
7	DOROTHEOU Georgia	0/2	0	0/1		0/1				1	4							32:22
8	VEMI Panagoula										1							41:58
10	SKARA Vasiliki									1	5		1		1			28:29
11	GKOLIA Grigoria	1/5	20			0/3	1/2			1	12		1					38:45
12	NIKOLI Elena																	11:36
15	SOUSA Tatiana	3/11	27			1/6	1/2	0/1	1/2	2	2		1		2			39:21
16	MAVROGENI Eleftheria										1							48:24
17	PATSIU Anastasia	0/2	0		0/2									1				10:57
18	MICHALOPOULOU Michaela														1			16:09
19	GIOUPI Styliani	3/6	50	1/1		2/4	0/1				1							20:14
20	THEODORIDOU Vicky	0/1	0					0/1			1							07:05
Bench / Team																		
Totals		13/38	34	5/7	0/3	3/14	2/5	2/5	1/4	5	32	2	3	3	7			

Goalkeepers		Total Shots		6m Shots		Wing Shots		9m Shots		7m Shots		Fast Breaks		Breakthroughs	
No.	Name	S/S	%	S/S	%	S/S	%	S/S	%	S/S	%	S/S	%	S/S	%
12	NIKOLI Elena	1/8	13			0/2	0	1/3	33	0/1	0	0/2	0		
16	MAVROGENI Eleftheria	11/37	30	2/6	33	0/2	0	6/13	46	1/6	17	2/7	29	0/3	0
Totals		12/45	27	2/6	33	0/4	0	7/16	44	1/7	14	2/9	22	0/3	0

Team Shots	Goals	Saves	Missed	Post	Blocked	Total	%
6m Shots	5	1		1		7	71
Wing Shots		3				3	0
9m Shots	3	10			1	14	21
7m Shots	2	3			n/a	5	40
Fast Breaks	2	2	1			5	40
Breakthroughs	1	2	1			4	25
Totals	13	21	2	1	1	38	34

Number of Attacks: 63, Scoring Efficiency: 21%



Match Team Statistics

Ομαδικές Στατιστικές Αγώνα / Statistiques du match par équipe

Match No: 10

GRE 13 - 33 CHN
(6-15) (7-18)

Referees: (7) BORD G / (8) BUY O (FRA)

GRE - Greece

Shots Distribution

Players

Goals / Shots

2 PSATHA A	3 POIMENIDOU E	5 POTARI E	7 DOROTHEOU G	8 VEMI P	10 SKARA V
2/2	1/1	0/1	0/2		
1-Missed	1-Post	1-Missed	2/2		
11 GKOLIA G	15 SOUSA T	17 PATSIOU A	18 MICHALOPOULOU M	19 GIOUPI S	20 THEODORIDOU V
0/2	0/3	0/1		0/1	0/1
1/2	2/3	0/1		2/2	0/1
	1-Blocked			1/2	

Team

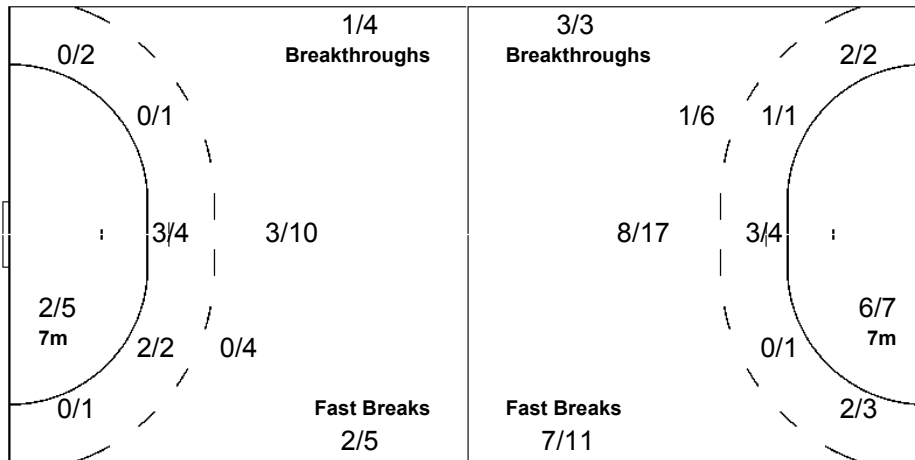
Offence

Defence

Goalkeepers

Goals / Shots

0/2	0/1	
0/6	0/1	3/8
6/7	0/2	4/7
2-Missed	1-Post	1-Blocked



Saves / Shots

0/2	0/1	0/3
2/11	0/1	3/10
3/8	1/4	3/5

12 NIKOLI E

0/2		
0/3		0/1
		1/2

16 MAVROGENI E

	0/1	0/3
2/8	0/1	3/9
3/8	1/4	2/3



Match Team Statistics

Ομαδικές Στατιστικές Αγώνα / Statistiques du match par équipe

Match No: 10

GRE 13 - 33 CHN
(6-15) (7-18)

Referees: (7) BORD G / (8) BUY O (FRA)

CHN - China

Players		Shots								Offence		Defence		Penalties				TP
No.	Name	G/S	%	6m	Wing	9m	7m	FB	BT	AS	TF	ST	BS	YC	2Min	RC	EX	
1	FAN Jie									1								36:51
2	ZHAI Chao	7/12	58	0/1		4/8	1/1	2/2		3	2	1						27:12
3	LIU Yun	1/2	50	1/2						1	1			1	1			45:05
5	LI Bing	0/3	0			0/1		0/2		3		2	1		1			32:24
8	ZHANG Li																	17:44
9	WANG Min	5/6	83	1/1	2/3			2/2		1								42:16
10	WANG Shasha	5/8	63	1/1		1/4	3/3				2	1		1				25:13
11	CHEN Ji									2	2							14:57
13	WU Yanan	5/5	100		2/2		1/1	2/2		1		1						42:16
14	LIU Xiaomei	4/8	50	1/1		2/6			1/1	2	2							34:34
15	SUN Laimiao	1/1	100					1/1							2			25:26
16	YU Geli																	23:09
17	LEI Sufen										1							17:44
19	LI Weiwei	5/10	50			2/4	1/2	0/2	2/2	2		1						35:09
	Bench / Team																	
	Totals	33/55	60	4/6	4/5	9/23	6/7	7/11	3/3	16	10	6	1	2	4			

Goalkeepers		Total Shots		6m Shots		Wing Shots		9m Shots		7m Shots		Fast Breaks		Breakthroughs	
No.	Name	S/S	%	S/S	%	S/S	%	S/S	%	S/S	%	S/S	%	S/S	%
1	FAN Jie	11/19	58	1/4	25	2/2	100	5/7	71	3/5	60	0/1	0		
16	YU Geli	10/15	67	0/2	0	1/1	100	5/6	83			2/3	67	2/3	67
	Totals	21/34	62	1/6	17	3/3	100	10/13	77	3/5	60	2/4	50	2/3	67

Team Shots	Goals	Saves	Missed	Post	Blocked	Total	%
6m Shots	4	2				6	67
Wing Shots	4			1		5	80
9m Shots	9	7	1	4	2	23	39
7m Shots	6	1			n/a	7	86
Fast Breaks	7	2		1	1	11	64
Breakthroughs	3					3	100
Totals	33	12	1	6	3	55	60

Number of Attacks: 63, Scoring Efficiency: 52%



Match Team Statistics

Ομαδικές Στατιστικές Αγώνα / Statistiques du match par équipe

Match No: 10

GRE 13 - 33 CHN
(6-15) (7-18)

Referees: (7) BORD G / (8) BUY O (FRA)

CHN - China

Shots Distribution

Players

Goals / Shots

2 ZHAI C	3 LIU Y	5 LI B	8 ZHANG L	9 WANG M	10 WANG S
1/1	1/1	0/1		2/2	1/1
3/4	0/1			1/1	0/1
2-Post		1-Post		1-Post	1-Missed 1-Post
1-Blocked					
11 CHEN J	13 WU Y	14 LIU X	15 SUN L	17 LEI S	19 LI W
		1/1			1/1
		2/2			2/3
	4/4	1/1	1/1		1/2
	1/1	0/1	0/1		1/2
		1-Post	1-Blocked		1-Blocked

Team

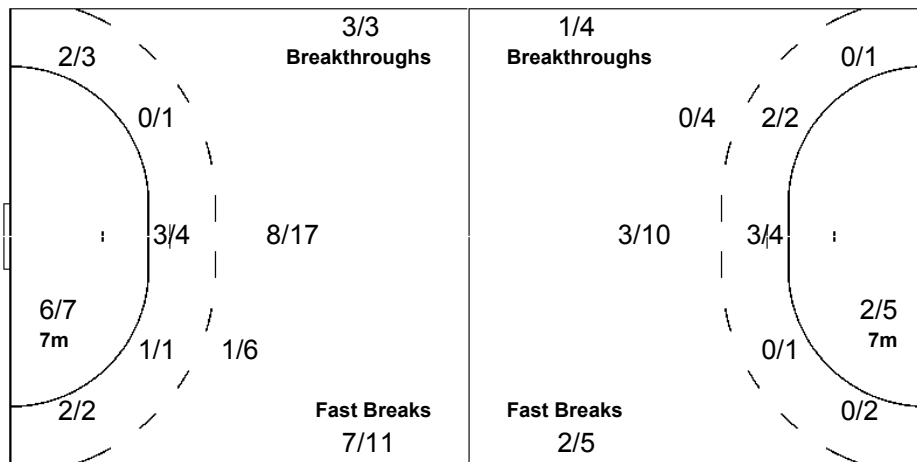
Offence

Defence

Goalkeepers

Goals / Shots

2/2	1/1	3/3
9/11	1/1	7/10
5/8	3/4	2/5
1-Missed	6-Post	3-Blocked



Saves / Shots

2/2	1/1	
6/6	1/1	5/8
1/7	2/2	3/7

1 FAN J

1/1		
3/3	1/1	3/5
0/4	1/1	2/4

16 YU G

1/1	1/1	
3/3		2/3
1/3	1/1	1/3

LEGEND

G/S Goals / Shots	% Efficiency	6m 6-metre Shots	7m 7-metre Shots	9m 9-metre Shots
S/S Saves / Shots	Wing Wing Shots	FB Fast Breaks	BT Breakthroughs	EX Exclusions
AS Assists	TF Technical Faults	ST Steals	BS Blocked Shots	TP Time Played
YC Yellow Cards	RC Red Cards	n/a not applicable	2Min 2 Minute Suspensions	
+ 2 Minute + 2 Minute Suspensions				



Results

Αποτελέσματα / Résultats

Match No: 11

BRA 19 - 21 UKR
(10-11) (9-10)

Referees: (21) GARDINOVACKI Z / (22) MARIC B (SCG)

RUNNING SCORE

BRA - UKR

BRA - Brazil

Players		Shots								Penalties			
No.	Name	G/S	%	6m	Wing	9m	7m	FB	BT	YC	2Min	RC	EX
1	MASSON Chana												
2	DINIZ Fabiana	0/2	0	0/1				0/1		1			
3	NASCIMENTO Alexandra Priscila	0/4	0	0/2	0/1			0/1					
4	MONTAO Margareth	0/1	0			0/1							
5	PIEADA Daniela	3/7	43	3/7							2		
6	KUESTENER Fabiana												
8	AMORIM Ana												
9	FIGUEIREDO Milene												
10	ROSAS Aline	3/5	60	0/1	2/3			1/1					
11	JACQUES Viviane	3/6	50		1/2	0/2		2/2					
13	SILVA Lucila	2/5	40			0/2		1/1	1/2	1			
15	SILVA Aline	6/12	50	2/5		2/5	1/1		1/1				
16	de PAULA Darly												
19	SANTOS Aline	2/7	29	1/2		1/5							
	Bench / Team												
	Totals	19/49	39	6/18	3/6	3/15	1/1	4/6	2/3	2	2		

Goalkeepers		Saves							
No.	Name	S/S	%	6m	Wing	9m	7m	FB	BT
1	MASSON Chana	13/33	39		3/5	6/10	3/6	1/9	0/3
16	de PAULA Darly	0/1	0					0/1	
	Totals	13/34	38		3/5	6/10	3/7	1/9	0/3

UKR - Ukraine

Players		Shots								Penalties			
No.	Name	G/S	%	6m	Wing	9m	7m	FB	BT	YC	2Min	RC	EX
1	BORYSENKO Nataliya												
3	BURMYSTROVA Ganna	1/3	33			0/2		1/1					
4	SHINKARENKO Tetyana												
5	VERGELYUK Maryna	4/5	80			0/1		2/2	2/2		1		
6	YATSENKO Olena	5/7	71		1/3			4/4			2		
7	SIUKALO Ganna	4/6	67			3/5			1/1				
8	RADCHENKO Olena	1/5	20	0/1	1/3			0/1		1		1	
9	TSYGITSA Olena	1/7	14			1/7				1	1		
10	MARKUSHEVSKA Galyna												
11	SHEVCHENKO Lyudmyla												
14	LYAPINA Nataliya	5/6	83				4/5	1/1					
15	BORODINA Anastasiya												
16	ZASPA Larysa												
17	RAYHEL Oxana	0/3	0		0/1		0/2						
	Bench / Team									1			
	Totals	21/42	50	0/1	2/7	4/15	4/7	8/9	3/3	3	4	1	

Goalkeepers		Saves							
No.	Name	S/S	%	6m	Wing	9m	7m	FB	BT
1	BORYSENKO Nataliya	18/33	55	9/13	1/4	7/8	0/1	1/5	0/2
16	ZASPA Larysa	0/4	0	0/2		0/2			
	Totals	18/37	49	9/15	1/4	7/10	0/1	1/5	0/2

1st Half		
PIEADA D	1 (2')	0
	1 (3')	1 TSYGITSA O
SILVA A	2 (4')	1
SILVA A	3 (5')	1
SILVA A	4 (7')	1
	4 (11')	2 LYAPINA N
	4 (14')	3 VERGELYUK M
SILVA A	5 (14')	3
	5 (15')	4 LYAPINA N
SILVA L	6 (16')	4
	6 (17')	5 LYAPINA N
SANTOS A	7 (19')	5
	7 (20')	6 RADCHENKO O
	7 (21')	7 YATSENKO O
	7 (24')	8 BURMYSTROVA G
SILVA A	8 (26')	8
	8 (27')	9 YATSENKO O
	8 (28')	10 LYAPINA N
PIEADA D	9 (29')	10
JACQUES V	10 (30')	10
	10 (30')	11 SIUKALO G
	10 (32')	12 VERGELYUK M
	10 (32')	13 YATSENKO O
	10 (36')	14 VERGELYUK M
	10 (37')	15 VERGELYUK M
ROSAS A	11 (37')	15
SANTOS A	12 (39')	15
JACQUES V	13 (40')	15
	13 (41')	16 SIUKALO G
SILVA L	14 (42')	16
	14 (43')	17 SIUKALO G
ROSAS A	15 (46')	17
PIEADA D	16 (47')	17
SILVA A	17 (49')	17
JACQUES V	18 (51')	17
	18 (52')	18 YATSENKO O
	18 (54')	19 YATSENKO O
ROSAS A	19 (58')	19
	19 (59')	20 SIUKALO G
	19 (59')	21 LYAPINA N

LEGEND

G/S	Goals / Shots	%	Efficiency	6m	6-metre Shots	7m	7-metre Shots	9m	9-metre Shots
S/S	Saves / Shots	Wing	Wing Shots	FB	Fast Breaks	BT	Breakthroughs	EX	Exclusions
YC	Yellow Cards	RC	Red Cards	2Min	2 Minute Suspensions				
+	2 Minute + 2 Minute Suspensions								



Match Team Statistics

Ομαδικές Στατιστικές Αγώνα / Statistiques du match par équipe

Match No: 11

BRA 19 - 21 UKR

(10-11) (9-10)

Referees: (21) GARDINOVACKI Z / (22) MARIC B (SCG)

BRA - Brazil

No.	Name	Shots								Offence		Defence		Penalties			TP	
		G/S	%	6m	Wing	9m	7m	FB	BT	AS	TF	ST	BS	YC	2Min	RC		EX
1	MASSON Chana																	59:49
2	DINIZ Fabiana	0/2	0	0/1				0/1		2	1	1	1	1				25:28
3	NASCIMENTO Alexandra Priscila	0/4	0	0/2	0/1			0/1			1							24:11
4	MONTAO Margareth	0/1	0			0/1					1							05:26
5	PIEDADE Daniela	3/7	43	3/7							1	1			2			60:00
6	KUESTENER Fabiana																	
8	AMORIM Ana																	
9	FIGUEIREDO Milene																	
10	ROSAS Aline	3/5	60	0/1	2/3			1/1		1	1							60:00
11	JACQUES Viviane	3/6	50		1/2	0/2		2/2		1		1						35:49
13	SILVA Lucila	2/5	40			0/2		1/1	1/2	2	1	1		1				59:33
15	SILVA Aline	6/12	50	2/5		2/5	1/1		1/1		2							38:09
16	de PAULA Darly																	00:11
19	SANTOS Aline	2/7	29	1/2		1/5				2	6	1	3					51:24
	Bench / Team																	
	Totals	19/49	39	6/18	3/6	3/15	1/1	4/6	2/3	8	14	5	4	2	2			

No.	Name	Total Shots		6m Shots		Wing Shots		9m Shots		7m Shots		Fast Breaks		Breakthroughs	
		S/S	%	S/S	%	S/S	%	S/S	%	S/S	%	S/S	%	S/S	%
1	MASSON Chana	13/33	39			3/5	60	6/10	60	3/6	50	1/9	11	0/3	0
16	de PAULA Darly	0/1	0							0/1	0				
	Totals	13/34	38			3/5	60	6/10	60	3/7	43	1/9	11	0/3	0

Team Shots	Goals	Saves	Missed	Post	Blocked	Total	%
6m Shots	6	9		1	2	18	33
Wing Shots	3	1	1	1		6	50
9m Shots	3	7	1	2	2	15	20
7m Shots	1				n/a	1	100
Fast Breaks	4	1	1			6	67
Breakthroughs	2			1		3	67
Totals	19	18	3	5	4	49	39

Number of Attacks: 55, Scoring Efficiency: 35%



Match Team Statistics

Ομαδικές Στατιστικές Αγώνα / Statistiques du match par équipe

Match No: 11

BRA 19 - 21 UKR
(10-11) (9-10)

Referees: (21) GARDINOVACKI Z / (22) MARIC B (SCG)

BRA - Brazil

Shots Distribution

Players

Goals / Shots

2 DINIZ F	3 NASCIMENTO A	4 MONTAO M	5 PIEDADE D	6 KUESTENER F	8 AMORIM A
0/1	0/1	0/1	1/1 0/1 0/1		
	0/1		1/2 1/1		
	1-Missed 1-Post		1-Post		
9 FIGUEIREDO M	10 ROSAS A	11 JACQUES V	13 SILVA L	15 SILVA A	19 SANTOS A
	0/1 2/2	2/2	1/1	1/1 0/1 0/1	0/1 0/1
	0/1 1/1	1/1	0/1 1/2	2/2 0/1 3/3	2/2 0/1
		1-Missed 1-Post 1-Blocked	1-Post	3-Blocked	1-Missed 1-Post

Team

Offence

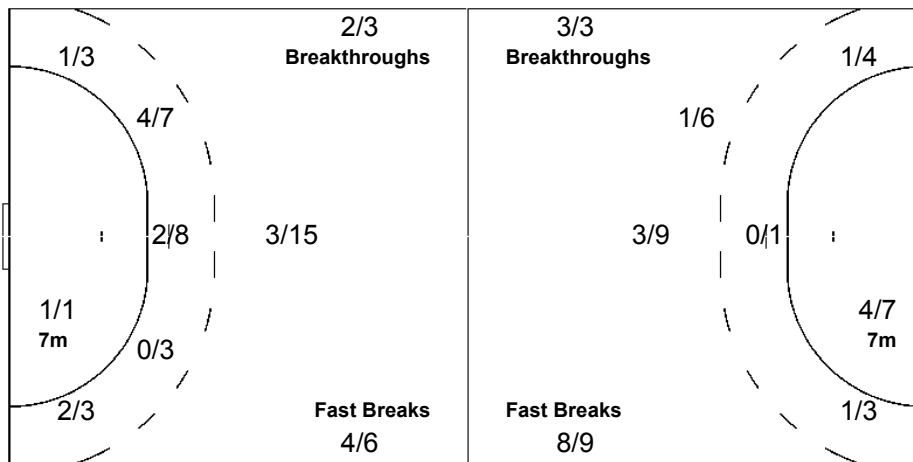
Defence

Goalkeepers

Goals / Shots

1/3	2/2
4/5	0/8
5/6	1/4
6/7	

3-Missed 5-Post 4-Blocked



Saves / Shots

0/1	0/2	2/4
5/7		2/2
4/11	0/4	0/3

1 MASSON C

0/1	0/1	2/4
5/7		2/2
4/11	0/4	0/3

16 de PAULA D

	0/1	



Match Team Statistics

Ομαδικές Στατιστικές Αγώνα / Statistiques du match par équipe

Match No: 11

BRA 19 - 21 UKR
(10-11) (9-10)

Referees: (21) GARDINOVACKI Z / (22) MARIC B (SCG)

UKR - Ukraine

No.	Name	Shots								Offence		Defence		Penalties				TP
		G/S	%	6m	Wing	9m	7m	FB	BT	AS	TF	ST	BS	YC	2Min	RC	EX	
1	BORYSENKO Nataliya									1								53:43
3	BURMYSTROVA Ganna	1/3	33			0/2		1/1										08:31
4	SHINKARENKO Tetyana										1							08:29
5	VERGELYUK Maryna	4/5	80			0/1		2/2	2/2		3	2	2		1			60:00
6	YATSENKO Olena	5/7	71		1/3			4/4			2				2			58:35
7	SIUKALO Ganna	4/6	67			3/5			1/1	1	2	2						54:14
8	RADCHENKO Olena	1/5	20	0/1	1/3			0/1		1		1		1		1		36:20
9	TSYGITSA Olena	1/7	14			1/7				3	1			1	1			32:28
10	MARKUSHEVSKA Galyna										5							10:02
11	SHEVCHENKO Lyudmyla											1	1					44:21
14	LYAPINA Nataliya	5/6	83				4/5	1/1										07:37
15	BORODINA Anastasiya																	
16	ZASPA Larysa																	06:17
17	RAYHEL Oxana	0/3	0		0/1		0/2			2	3	2						39:23
Bench / Team														1				
Totals		21/42	50	0/1	2/7	4/15	4/7	8/9	3/3	8	17	8	3	3	4	1		

No.	Name	Total Shots		6m Shots		Wing Shots		9m Shots		7m Shots		Fast Breaks		Breakthroughs	
		S/S	%	S/S	%	S/S	%	S/S	%	S/S	%	S/S	%	S/S	%
1	BORYSENKO Nataliya	18/33	55	9/13	69	1/4	25	7/8	88	0/1	0	1/5	20	0/2	0
16	ZASPA Larysa	0/4	0	0/2	0			0/2	0						
Totals		18/37	49	9/15	60	1/4	25	7/10	70	0/1	0	1/5	20	0/2	0

Team Shots	Goals	Saves	Missed	Post	Blocked	Total	%
6m Shots				1		1	0
Wing Shots	2	3	1	1		7	29
9m Shots	4	6	1		4	15	27
7m Shots	4	3			n/a	7	57
Fast Breaks	8	1				9	89
Breakthroughs	3					3	100
Totals	21	13	2	2	4	42	50

Number of Attacks: 54, Scoring Efficiency: 39%



Match Team Statistics

Ομαδικές Στατιστικές Αγώνα / Statistiques du match par équipe

Match No: 11

BRA 19 - 21 UKR
(10-11) (9-10)

Referees: (21) GARDINOVACKI Z / (22) MARIC B (SCG)

UKR - Ukraine

Shots Distribution

Players

Goals / Shots

3 BURMYSTROVA G

0/1		
1/2		

4 SHINKARENKO T

5 VERGELYUK M

1/1		
1/1		
2/2		

1-Blocked

6 YATSENKO O

0/1		
1/1	4/4	

1-Missed

7 SIUKALO G

3/4		1/1

1-Blocked

8 RADCHENKO O

0/2		1/1

2-Post

9 TSYGITSA O

		1/2
0/1		0/1

1-Missed

2-Blocked

10 MARKUSHEVSKA G

11 SHEVCHENKO L

14 LYAPINA N

	2/2	1/1
1/2		
		1/1

15 BORODINA A

17 RAYHEL O

		0/1
0/1		0/1

Team

Offence

Defence

Goalkeepers

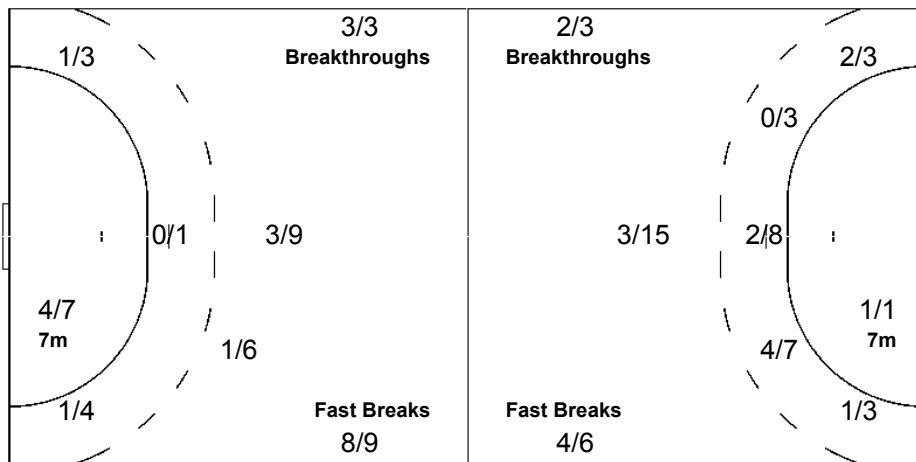
Goals / Shots

1/1	2/2	2/4
2/7		0/2
7/11	4/4	3/3

2-Missed 2-Post 4-Blocked

Saves / Shots

2/3		0/2
1/5	8/8	2/2
1/6	3/4	1/7



1 BORYSENKO N

2/3		0/2
1/5	8/8	2/2
1/4	3/4	1/5

16 ZASPA L

0/2		0/2

LEGEND	G/S Goals / Shots	% Efficiency	6m 6-metre Shots	7m 7-metre Shots	9m 9-metre Shots
S/S Saves / Shots	Wing Wing Shots	FB Fast Breaks	BT Breakthroughs	EX Exclusions	
AS Assists	TF Technical Faults	ST Steals	BS Blocked Shots	TP Time Played	
YC Yellow Cards	RC Red Cards	n/a not applicable	2Min 2 Minute Suspensions		
+ 2 Minute + 2 Minute Suspensions					



Results

Αποτελέσματα / Résultats

Match No: 14

UKR 29 - 20 GRE
(15-10) (14-10)

Referees: (21) GARDINOVACKI Z / (22) MARIC B (SCG)

RUNNING SCORE

UKR - GRE

UKR - Ukraine

Players		Shots								Penalties			
No.	Name	G/S	%	6m	Wing	9m	7m	FB	BT	YC	2Min	RC	EX
1	BORYSENKO Nataliya												
3	BURMYSTROVA Ganna	5/7	71			4/6			1/1				
4	SHINKARENKO Tetyana	1/2	50			0/1			1/1		2		
5	VERGELYUK Maryna	1/3	33			1/1		0/1	0/1		1		
6	YATSENKO Olena	4/6	67	1/1	2/4			1/1					
7	SIUKALO Ganna	1/1	100			1/1							
8	RADCHENKO Olena	2/4	50	0/1				1/2	1/1	1			
9	TSYGITSA Olena	1/5	20		1/1	0/3			0/1				
10	MARKUSHEVSKA Galyna	1/2	50	1/2						1	1		
11	SHEVCHENKO Lyudmyla	1/1	100	1/1									
12	HONCHAROVA Iryna												
14	LYAPINA Nataliya	7/8	88				4/5	3/3					
15	BORODINA Anastasiya	1/4	25			1/4							
17	RAYHEL Oxana	4/7	57		1/1		1/2	1/3	1/1	1			
	Bench / Team												
	Totals	29/50	58	3/5	4/6	7/16	5/7	6/10	4/6	3	4		

Goalkeepers		Saves							
No.	Name	S/S	%	6m	Wing	9m	7m	FB	BT
1	BORYSENKO Nataliya	5/12	42	0/1		5/8	0/3		
12	HONCHAROVA Iryna	10/23	43	2/3	3/6	5/8	0/5		0/1
	Totals	15/35	43	2/4	3/6	10/16	0/8		0/1

GRE - Greece

Players		Shots								Penalties			
No.	Name	G/S	%	6m	Wing	9m	7m	FB	BT	YC	2Min	RC	EX
2	PSATHA Anna	0/1	0	0/1							2		
3	POIMENIDOU Eleni	1/1	100			1/1				1			
5	POTARI Eleni	2/3	67		1/1	0/1			1/1				
7	DOROTHEOU Georgia	0/1	0			0/1							
8	VEMI Panagoula												
9	FOTIADOU Ioanna												
10	SKARA Vasiliki	3/7	43		1/2	2/5					1		
11	GKOLIA Grigoria	10/19	53		0/1	2/9	8/9						
12	NIKOLI Elena												
15	SOUSA Tatiana	1/5	20			1/5							
16	MAVROGENI Eleftheria												
18	MICHALOPOULOU Michaela	1/3	33	1/1		0/1		0/1					
19	GIOUPI Styliani	1/4	25	1/2		0/2							
20	THEODORIDOU Vicky	1/2	50		1/2					1			
	Bench / Team												
	Totals	20/46	43	2/4	3/6	6/25	8/9	0/1	1/1	2	3		

Goalkeepers		Saves							
No.	Name	S/S	%	6m	Wing	9m	7m	FB	BT
12	NIKOLI Elena	8/27	30	1/1	1/3	2/8	1/5	2/6	1/4
16	MAVROGENI Eleftheria	3/13	23	0/3	0/2	0/1	1/2	2/4	0/1
	Totals	11/40	28	1/4	1/5	2/9	2/7	4/10	1/5

		1st Half			
YATSENKO O		1	(2)	0	
RAYHEL O		2	(3)	0	
	SKARA V	2	(4)	1	
RAYHEL O		3	(4)	1	
	POTARI E	3	(4)	2	
RAYHEL O		4	(5)	2	
	GKOLIA G	4	(6)	3	
SHEVCHENKO L		5	(6)	3	
SIUKALO G		6	(8)	3	
YATSENKO O		7	(11)	3	
RADCHENKO O		8	(13)	3	
	GKOLIA G	8	(14)	4	
MARKUSHEVSKA G		9	(15)	4	
	POTARI E	9	(16)	5	
YATSENKO O		10	(16)	5	
	GKOLIA G	10	(18)	6	
LYAPINA N		11	(19)	6	
	GKOLIA G	11	(20)	7	
	THEODORIDOU V	11	(22)	8	
LYAPINA N		12	(22)	8	
SHINKARENKO T		13	(24)	8	
YATSENKO O		14	(24)	8	
	GKOLIA G	14	(26)	9	
BORODINA A		15	(28)	9	
	GIOUPI S	15	(30)	10	
		2nd Half			
LYAPINA N		16	(31)	10	
	SKARA V	16	(31)	11	
RAYHEL O		17	(32)	11	
	GKOLIA G	17	(33)	12	
LYAPINA N		18	(37)	12	
	GKOLIA G	18	(39)	13	
BURMYSTROVA G		19	(39)	13	
VERGELYUK M		20	(41)	13	
LYAPINA N		21	(43)	13	
	SOUSA T	21	(44)	14	
BURMYSTROVA G		22	(45)	14	
LYAPINA N		23	(46)	14	
BURMYSTROVA G		24	(47)	14	
LYAPINA N		25	(48)	14	
	GKOLIA G	25	(49)	15	
RADCHENKO O		26	(50)	15	
	GKOLIA G	26	(50)	16	
	POIMENIDOU E	26	(52)	17	
	MICHALOPOULOU I	26	(55)	18	
BURMYSTROVA G		27	(55)	18	
	GKOLIA G	27	(56)	19	
TSYGITSA O		28	(57)	19	
BURMYSTROVA G		29	(60)	19	
	SKARA V	29	(60)	20	

LEGEND

G/S	Goals / Shots	%	Efficiency	6m	6-metre Shots	7m	7-metre Shots	9m	9-metre Shots
S/S	Saves / Shots	Wing	Wing Shots	FB	Fast Breaks	BT	Breakthroughs	EX	Exclusions
YC	Yellow Cards	RC	Red Cards	2Min	2 Minute Suspensions				
+	2 Minute + 2 Minute Suspensions								



Match Team Statistics

Ομαδικές Στατιστικές Αγώνα / Statistiques du match par équipe

Match No: 14

UKR 29 - 20 GRE
(15-10) (14-10)

Referees: (21) GARDINOVACKI Z / (22) MARIC B (SCG)

UKR - Ukraine

Players		Shots								Offence		Defence		Penalties				TP
No.	Name	G/S	%	6m	Wing	9m	7m	FB	BT	AS	TF	ST	BS	YC	2Min	RC	EX	
1	BORYSENKO Nataliya									1								19:40
3	BURMYSTROVA Ganna	5/7	71			4/6			1/1									42:44
4	SHINKARENKO Tetyana	1/2	50			0/1			1/1			1			2			31:10
5	VERGELYUK Maryna	1/3	33			1/1		0/1	0/1	1	1	1	2		1			35:12
6	YATSENKO Olena	4/6	67	1/1	2/4			1/1		2	1	1						34:23
7	SIUKALO Ganna	1/1	100			1/1												14:26
8	RADCHENKO Olena	2/4	50	0/1				1/2	1/1	1	1	4		1				36:10
9	TSYGITSA Olena	1/5	20		1/1	0/3			0/1	1	1							24:37
10	MARKUSHEVSKA Galyna	1/2	50	1/2							2		1	1	1			27:04
11	SHEVCHENKO Lyudmyla	1/1	100	1/1								2	3					28:54
12	HONCHAROVA Iryna																	40:20
14	LYAPINA Nataliya	7/8	88				4/5	3/3			1	1						35:43
15	BORODINA Anastasiya	1/4	25			1/4				1		1						10:58
17	RAYHEL Oxana	4/7	57		1/1		1/2	1/3	1/1	1				1				38:39
	Bench / Team																	
	Totals	29/50	58	3/5	4/6	7/16	5/7	6/10	4/6	8	7	11	6	3	4			

Goalkeepers		Total Shots		6m Shots		Wing Shots		9m Shots		7m Shots		Fast Breaks		Breakthroughs	
No.	Name	S/S	%	S/S	%	S/S	%	S/S	%	S/S	%	S/S	%	S/S	%
1	BORYSENKO Nataliya	5/12	42	0/1	0			5/8	63	0/3	0				
12	HONCHAROVA Iryna	10/23	43	2/3	67	3/6	50	5/8	63	0/5	0			0/1	0
	Totals	15/35	43	2/4	50	3/6	50	10/16	63	0/8	0			0/1	0

Team Shots	Goals	Saves	Missed	Post	Blocked	Total	%
6m Shots	3	1	1			5	60
Wing Shots	4	1	1			6	67
9m Shots	7	2	2	4	1	16	44
7m Shots	5	2			n/a	7	71
Fast Breaks	6	4				10	60
Breakthroughs	4	1		1		6	67
Totals	29	11	4	5	1	50	58

Number of Attacks: 51, Scoring Efficiency: 57%



Match Team Statistics

Ομαδικές Στατιστικές Αγώνα / Statistiques du match par équipe

Match No: 14

UKR 29 - 20 GRE
(15-10) (14-10)

Referees: (21) GARDINOVACKI Z / (22) MARIC B (SCG)

UKR - Ukraine

Shots Distribution

Players

Goals / Shots

3 BURMYSTROVA G	4 SHINKARENKO T	5 VERGELYUK M	6 YATSENKO O	7 SIUKALO G	8 RADCHENKO O
1/1			1/1	1/1	0/1
1/1			1/1		1/1
		1/2			1/1
	1/1		1/1		1/1
2-Post	1-Post	1-Post	1-Missed		1-Missed
9 TSYGITSYA O	10 MARKUSHEVSKA G	11 SHEVCHENKO L	14 LYAPINA N	15 BORODINA A	17 RAYHEL O
0/1			2/2		
	0/1		0/1	0/1	0/2
	1/1		2/2		1/1
		1/1	3/3	1/1	0/1
1-Missed 1-Post	1-Blocked			1-Missed	3/3

Team

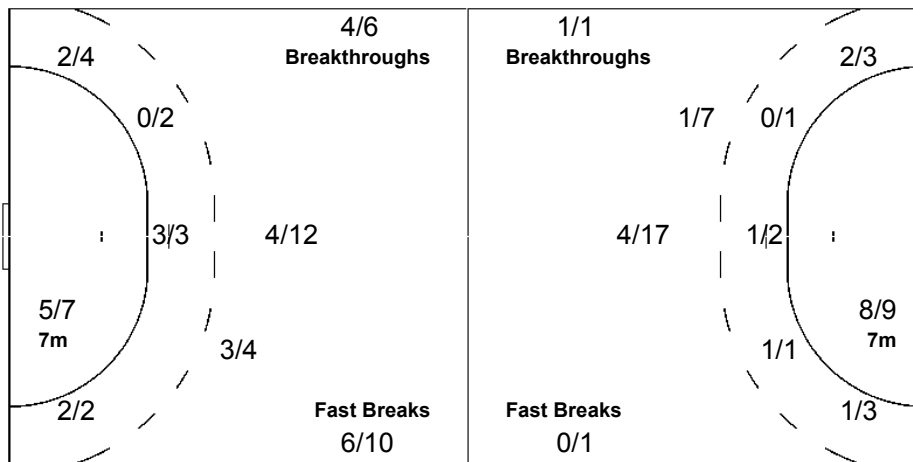
Offence

Defence

Goalkeepers

Goals / Shots

3/4	0/1	4/4
2/5	0/2	7/9
3/3	2/3	8/9
4-Missed	5-Post	1-Blocked



Saves / Shots

1/2	1/1	1/3
0/2	1/1	4/6
2/8	3/6	2/6

1 BORYSENKO N

0/1		1/1
		2/3
0/3	1/2	1/2

12 HONCHAROVA I

1/1	1/1	0/2
0/2	1/1	2/3
2/5	2/4	1/4



Match Team Statistics

Ομαδικές Στατιστικές Αγώνα / Statistiques du match par équipe

Match No: 14

UKR 29 - 20 GRE
(15-10) (14-10)

Referees: (21) GARDINOVACKI Z / (22) MARIC B (SCG)

GRE - Greece

No.	Name	Shots								Offence		Defence		Penalties				TP
		G/S	%	6m	Wing	9m	7m	FB	BT	AS	TF	ST	BS	YC	2Min	RC	EX	
2	PSATHA Anna	0/1	0	0/1							3				2			49:37
3	POIMENIDOU Eleni	1/1	100			1/1								1				26:20
5	POTARI Eleni	2/3	67		1/1	0/1			1/1	1								51:53
7	DOROTHEOU Georgia	0/1	0			0/1				1	1							13:30
8	VEMI Panagoula																	19:35
9	FOTIADOU Ioanna																	
10	SKARA Vasiliki	3/7	43		1/2	2/5				3	3	1			1			38:22
11	GKOLIA Grigoria	10/19	53		0/1	2/9	8/9			2	6							33:44
12	NIKOLI Elena																	43:03
15	SOUSA Tatiana	1/5	20			1/5												19:49
16	MAVROGENI Eleftheria																	16:57
18	MICHALOPOULOU Michaela	1/3	33	1/1		0/1		0/1			1		1					28:03
19	GIOUPI Styliani	1/4	25	1/2		0/2				2	2							32:06
20	THEODORIDOU Vicky	1/2	50		1/2						1	1		1				47:01
Bench / Team																		
Totals		20/46	43	2/4	3/6	6/25	8/9	0/1	1/1	9	17	2	1	2	3			

No.	Name	Total Shots		6m Shots		Wing Shots		9m Shots		7m Shots		Fast Breaks		Breakthroughs	
		S/S	%	S/S	%	S/S	%	S/S	%	S/S	%	S/S	%	S/S	%
12	NIKOLI Elena	8/27	30	1/1	100	1/3	33	2/8	25	1/5	20	2/6	33	1/4	25
16	MAVROGENI Eleftheria	3/13	23	0/3	0	0/2	0	0/1	0	1/2	50	2/4	50	0/1	0
Totals		11/40	28	1/4	25	1/5	20	2/9	22	2/7	29	4/10	40	1/5	20

Team Shots	Goals	Saves	Missed	Post	Blocked	Total	%
6m Shots	2	2				4	50
Wing Shots	3	3				6	50
9m Shots	6	10	1	2	6	25	24
7m Shots	8		1		n/a	9	89
Fast Breaks					1	1	0
Breakthroughs	1					1	100
Totals	20	15	2	2	7	46	43

Number of Attacks: 52, Scoring Efficiency: 38%



Match Team Statistics

Ομαδικές Στατιστικές Αγώνα / Statistiques du match par équipe

Match No: 14

UKR 29 - 20 GRE
(15-10) (14-10)

Referees: (21) GARDINOVACKI Z / (22) MARIC B (SCG)

GRE - Greece

Shots Distribution

Players

Goals / Shots

2 PSATHA A	3 POIMENIDOU E	5 POTARI E	7 DOROTHEOU G	8 VEMI P	9 FOTIADOU I
0/1	1/1	0/1 1/1			
1-Missed			1-Blocked		
10 SKARA V	11 GKOLIA G	15 SOUSA T	18 MICHALOPOULOU M	19 GIOUPI S	20 THEODORIDOU V
0/1 1/1 0/1 1/1	0/1 2/2 0/1 1/3 3/3 2/3 2/2	0/1 1/2	1/1 0/1	0/1 1/1	1/1 0/1
1-Missed	1-Missed 2-Post 1-Blocked	2-Blocked	1-Blocked	2-Blocked	

Team

Offence

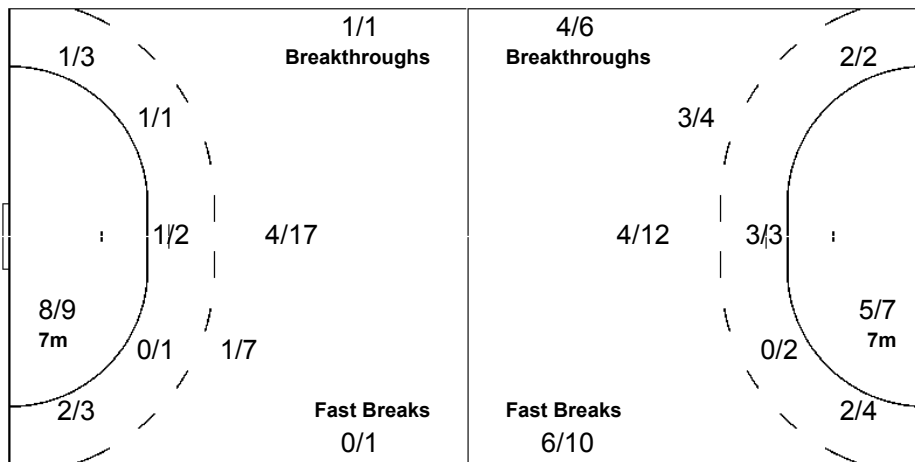
Defence

Goalkeepers

Goals / Shots

1/2	0/1	2/3
2/2	0/1	2/6
6/8	3/6	4/6

2-Missed 2-Post 7-Blocked



Saves / Shots

1/4	1/1	0/4
3/5	2/2	2/9
0/3	1/3	1/9

12 NIKOLI E

1/2	1/1	0/3
2/4	2/2	1/6
0/1	0/1	1/7

16 MAVROGENI E

0/2		0/1
1/1		1/3
0/2	1/2	0/2

LEGEND

G/S Goals / Shots	% Efficiency	6m 6-metre Shots	7m 7-metre Shots	9m 9-metre Shots
S/S Saves / Shots	Wing Wing Shots	FB Fast Breaks	BT Breakthroughs	EX Exclusions
AS Assists	TF Technical Faults	ST Steals	BS Blocked Shots	TP Time Played
YC Yellow Cards	RC Red Cards	n/a not applicable	2Min 2 Minute Suspensions	
+ 2 Minute + 2 Minute Suspensions				



Results

Αποτελέσματα / Résultats

Match No: 16

BRA 26 - 35 HUN
(14-19) (12-16)

Referees: (5) BRETO V / (6) HUELIN TRILLO J (ESP)

RUNNING SCORE

BRA - HUN

BRA - Brazil

Players		Shots								Penalties			
No.	Name	G/S	%	6m	Wing	9m	7m	FB	BT	YC	2Min	RC	EX
1	MASSON Chana	0/1	0			0/1							
2	DINIZ Fabiana	1/4	25	1/2				0/2		1			
3	NASCIMENTO Alexandra Priscila	2/4	50	1/1	1/2	0/1							
4	MONTAO Margareth	2/2	100	1/1				1/1		1	2		
5	PIEADA Daniela	5/6	83	4/4	0/1			1/1					
6	KUESTENER Fabiana	0/1	0			0/1							
9	FIGUEIREDO Milene												
10	ROSAS Aline	0/1	0					0/1					
11	JACQUES Viviane	0/1	0		0/1								
13	SILVA Lucila	5/7	71	0/1		0/1			5/5		1		
15	SILVA Aline	8/11	73	1/1		1/3	4/5		2/2				
16	de PAULA Darly												
17	MESQUITA Idalina												
19	SANTOS Aline	3/7	43			3/6	0/1			1	1		
Bench / Team													
Totals		26/45	58	8/10	1/4	4/13	4/6	2/5	7/7	3	4		

Goalkeepers		Saves							
No.	Name	S/S	%	6m	Wing	9m	7m	FB	BT
1	MASSON Chana	11/40	28	1/7	4/10	5/10	0/4	1/7	0/2
16	de PAULA Darly	1/7	14	0/2		0/1	0/2	1/2	
Totals		12/47	26	1/9	4/10	5/11	0/6	2/9	0/2

HUN - Hungary

Players		Shots								Penalties			
No.	Name	G/S	%	6m	Wing	9m	7m	FB	BT	YC	2Min	RC	EX
1	SIRINA Irina												
2	FERLING Bernadett	2/5	40	0/2		0/1		2/2			1		
3	BOHUS Beata										1		
4	MEHLMANN Ibolya	2/2	100			2/2							
5	PALFFY Zsuzsanna	1/1	100					1/1					
6	KIRSNER Erika	7/10	70	0/1	4/6	1/1		2/2		1			
9	RADULOVICS Bojana	10/18	56	3/3	0/1	0/6	6/7		1/1				
10	PIGNICZKI Krisztina	1/3	33					1/3		1			
11	FARKAS Agnes	4/7	57	2/2		2/5					1		
13	GORBICZ Anita	1/2	50			0/1			1/1				
15	SITI Eszter Agnes	1/2	50	0/1		1/1					2		
16	PALINGER Katalin												
18	LOVASZ Zsuzsanna	3/5	60	1/1	2/4								
19	KULCSAR Anita	3/4	75	2/3				1/1		1			
Bench / Team													
Totals		35/59	59	8/13	6/11	6/17	6/7	7/9	2/2	3	5		

Goalkeepers		Saves							
No.	Name	S/S	%	6m	Wing	9m	7m	FB	BT
1	SIRINA Irina	0/3	0		0/1	0/1	0/1		
16	PALINGER Katalin	12/35	34	2/10	1/1	6/9	0/3	3/5	0/7
Totals		12/38	32	2/10	1/2	6/10	0/4	3/5	0/7

1st Half	
0 (1')	1 KULCSAR A
0 (2')	2 LOVASZ Z
0 (4')	3 RADULOVICS B
1 (4')	3 SILVA L
1 (6')	4 RADULOVICS B
1 (7')	5 RADULOVICS B
2 (7')	5 PIEADA D
2 (8')	6 KIRSNER E
3 (9')	6 SILVA L
4 (11')	6 PIEADA D
4 (11')	7 RADULOVICS B
5 (12')	7 SILVA A
6 (14')	7 SILVA L
7 (16')	7 SILVA A
7 (16')	8 RADULOVICS B
8 (17')	8 SILVA A
8 (18')	9 RADULOVICS B
9 (18')	9 SILVA L
9 (20')	10 KIRSNER E
10 (21')	10 SILVA A
10 (22')	11 KIRSNER E
10 (23')	12 KULCSAR A
10 (24')	13 LOVASZ Z
10 (25')	14 KIRSNER E
11 (26')	14 PIEADA D
11 (26')	15 KULCSAR A
12 (27')	15 MONTAO M
12 (27')	16 FARKAS A
12 (28')	17 PIGNICZKI K
13 (28')	17 SILVA A
13 (29')	18 RADULOVICS B
14 (30')	18 DINIZ F
14 (30')	19 LOVASZ Z

2nd Half	
15 (31')	19 SILVA A
15 (31')	20 KIRSNER E
16 (36')	20 SANTOS A
16 (36')	21 FARKAS A
17 (37')	21 MONTAO M
17 (38')	22 SITI E
18 (41')	22 SILVA L
18 (42')	23 RADULOVICS B
19 (42')	23 NASCIMENTO A
19 (43')	24 KIRSNER E
19 (44')	25 PALFFY Z
19 (45')	26 KIRSNER E
20 (46')	26 PIEADA D
20 (46')	27 RADULOVICS B
21 (49')	27 SANTOS A
22 (49')	27 PIEADA D
22 (50')	28 FARKAS A
22 (50')	29 FERLING B
23 (51')	29 SILVA A
23 (51')	30 MEHLMANN I
23 (52')	31 FARKAS A
24 (52')	31 SANTOS A
24 (53')	32 MEHLMANN I
24 (55')	33 RADULOVICS B
25 (56')	33 SILVA A
26 (58')	33 NASCIMENTO A
26 (59')	34 GORBICZ A
26 (60')	35 FERLING B

LEGEND									
G/S	Goals / Shots	%	Efficiency	6m	6-metre Shots	7m	7-metre Shots	9m	9-metre Shots
S/S	Saves / Shots	Wing	Wing Shots	FB	Fast Breaks	BT	Breakthroughs	EX	Exclusions
YC	Yellow Cards	RC	Red Cards	2Min	2 Minute Suspensions				
+	2 Minute + 2 Minute Suspensions								



Match Team Statistics

Ομαδικές Στατιστικές Αγώνα / Statistiques du match par équipe

Match No: 16

BRA 26 - 35 HUN

(14-19) (12-16)

Referees: (5) BRETO V / (6) HUELIN TRILLO J (ESP)

BRA - Brazil

Players		Shots								Offence		Defence		Penalties				TP
No.	Name	G/S	%	6m	Wing	9m	7m	FB	BT	AS	TF	ST	BS	YC	2Min	RC	EX	
1	MASSON Chana	0/1	0			0/1				1								52:26
2	DINIZ Fabiana	1/4	25	1/2				0/2		1				1				39:27
3	NASCIMENTO Alexandra Priscila	2/4	50	1/1	1/2	0/1					3							23:45
4	MONTAO Margareth	2/2	100	1/1				1/1			1	1		1	2			29:30
5	PIEDADE Daniela	5/6	83	4/4	0/1			1/1			3							55:33
6	KUESTENER Fabiana	0/1	0			0/1					2							10:54
9	FIGUEIREDO Milene										2							08:46
10	ROSAS Aline	0/1	0					0/1										25:00
11	JACQUES Viviane	0/1	0		0/1					1	2							36:15
13	SILVA Lucila	5/7	71	0/1		0/1			5/5	2	4				1			51:18
15	SILVA Aline	8/11	73	1/1		1/3	4/5		2/2	1	2							30:26
16	de PAULA Darly																	07:34
17	MESQUITA Idalina																	
19	SANTOS Aline	3/7	43			3/6	0/1			2	2		1	1	1			49:06
	Bench / Team																	
	Totals	26/45	58	8/10	1/4	4/13	4/6	2/5	7/7	8	21	1	1	3	4			

Goalkeepers		Total Shots		6m Shots		Wing Shots		9m Shots		7m Shots		Fast Breaks		Breakthroughs	
No.	Name	S/S	%	S/S	%	S/S	%	S/S	%	S/S	%	S/S	%	S/S	%
1	MASSON Chana	11/40	28	1/7	14	4/10	40	5/10	50	0/4	0	1/7	14	0/2	0
16	de PAULA Darly	1/7	14	0/2	0			0/1	0	0/2	0	1/2	50		
	Totals	12/47	26	1/9	11	4/10	40	5/11	45	0/6	0	2/9	22	0/2	0

Team Shots	Goals	Saves	Missed	Post	Blocked	Total	%
6m Shots	8	2				10	80
Wing Shots	1	1	1	1		4	25
9m Shots	4	6	3			13	31
7m Shots	4		2		n/a	6	67
Fast Breaks	2	3				5	40
Breakthroughs	7					7	100
Totals	26	12	6	1		45	58

Number of Attacks: 62, Scoring Efficiency: 42%



Match Team Statistics

Ομαδικές Στατιστικές Αγώνα / Statistiques du match par équipe

Match No: 16

BRA 26 - 35 HUN
(14-19) (12-16)

Referees: (5) BRETO V / (6) HUELIN TRILLO J (ESP)

BRA - Brazil

Shots Distribution

Players

Goals / Shots

2 DINIZ F	3 NASCIMENTO A	4 MONTAO M	5 PIEDADE D	6 KUESTENER F	9 FIGUEIREDO M
0/1	1/1 0/1		1/1	0/1	
1/1	0/1	1/1	1/1 1/1 1/1		
	1/1		1-Post		
10 ROSAS A	11 JACQUES V	13 SILVA L	15 SILVA A	17 MESQUITA I	19 SANTOS A
		2/2 1/1	1/1 1/2 1/1		0/2
		0/1	2/2 1/1 2/2		2/2
0/1	1-Missed	1-Missed	2-Missed		2-Missed

Team

Offence

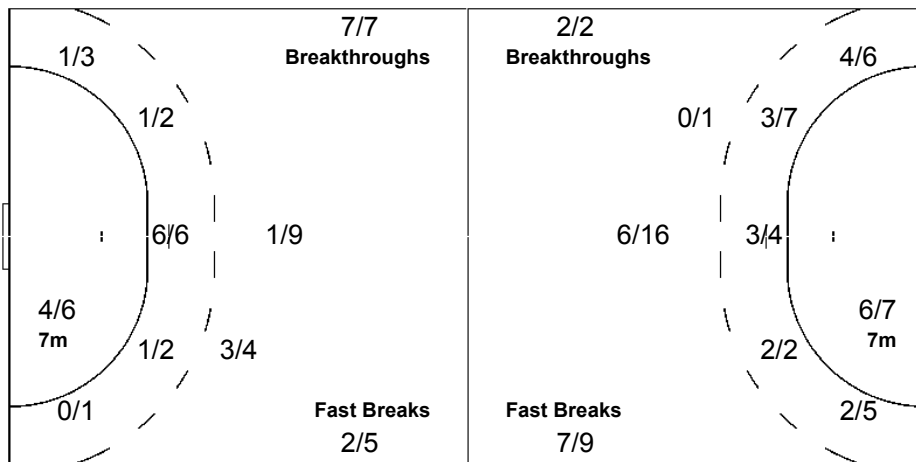
Defence

Goalkeepers

Goals / Shots

4/7	2/4	3/3
1/4		0/3
6/6	5/5	5/6

6-Missed 1-Post



Saves / Shots

0/6	1/5	1/9
6/8	0/1	2/5
0/5	0/1	2/7

1 MASSON C

0/6	1/3	1/8
6/8	0/1	2/5
0/2	0/1	1/6

16 de PAULA D

	0/2	0/1
0/3		1/1



Match Team Statistics

Ομαδικές Στατιστικές Αγώνα / Statistiques du match par équipe

Match No: 16

BRA 26 - 35 HUN
(14-19) (12-16)

Referees: (5) BRETO V / (6) HUELIN TRILLO J (ESP)

HUN - Hungary

Players		Shots								Offence		Defence		Penalties				TP
No.	Name	G/S	%	6m	Wing	9m	7m	FB	BT	AS	TF	ST	BS	YC	2Min	RC	EX	
1	SIRINA Irina																	07:15
2	FERLING Bernadett	2/5	40	0/2		0/1		2/2				2				1		40:13
3	BOHUS Beata														1			24:33
4	MEHLMANN Ibolya	2/2	100			2/2				1								03:34
5	PALFFY Zsuzsanna	1/1	100					1/1										16:34
6	KIRSNER Erika	7/10	70	0/1	4/6	1/1		2/2		3		1		1				57:14
9	RADULOVIĆ Bojana	10/18	56	3/3	0/1	0/6	6/7		1/1	8	1							32:30
10	PIGNICZKI Krisztina	1/3	33					1/3		1		2		1				26:46
11	FARKAS Agnes	4/7	57	2/2		2/5				2	1				1			25:58
13	GORBICZ Anita	1/2	50			0/1			1/1	1	3	1						25:30
15	SITI Eszter Agnes	1/2	50	0/1		1/1				2		1			2			36:59
16	PALINGER Katalin									2								52:45
18	LOVASZ Zsuzsanna	3/5	60	1/1	2/4						1							41:34
19	KULCSAR Anita	3/4	75	2/3				1/1			1	1		1				28:35
Bench / Team																		
Totals		35/59	59	8/13	6/11	6/17	6/7	7/9	2/2	20	7	8		3	5			

Goalkeepers		Total Shots		6m Shots		Wing Shots		9m Shots		7m Shots		Fast Breaks		Breakthroughs	
No.	Name	S/S	%	S/S	%	S/S	%	S/S	%	S/S	%	S/S	%	S/S	%
1	SIRINA Irina	0/3	0			0/1	0	0/1	0	0/1	0				
16	PALINGER Katalin	12/35	34	2/10	20	1/1	100	6/9	67	0/3	0	3/5	60	0/7	0
Totals		12/38	32	2/10	20	1/2	50	6/10	60	0/4	0	3/5	60	0/7	0

Team Shots	Goals	Saves	Missed	Post	Blocked	Total	%
6m Shots	8	1	3	1		13	62
Wing Shots	6	4		1		11	55
9m Shots	6	5	2	3	1	17	35
7m Shots	6			1	n/a	7	86
Fast Breaks	7	2				9	78
Breakthroughs	2					2	100
Totals	35	12	5	6	1	59	59

Number of Attacks: 63, Scoring Efficiency: 56%



Match Team Statistics

Ομαδικές Στατιστικές Αγώνα / Statistiques du match par équipe

Match No: 16

BRA 26 - 35 HUN
(14-19) (12-16)

Referees: (5) BRETO V / (6) HUELIN TRILLO J (ESP)

HUN - Hungary

Shots Distribution

Players

Goals / Shots

2 FERLING B

	1/1	
		1/1

1-Missed 2-Post

3 BOHUS B

4 MEHLMANN I

		1/1
1/1		

5 PALFFY Z

	1/1	

6 KIRSNER E

2/4	1/1	1/1
1/1		2/2

1-Missed

9 RADULOVICS B

1/1	2/2	2/3
0/1		
1/1	1/1	3/4

1-Missed 3-Post 1-Blocked

10 PIGNICZKI K

	0/1	1/1
		0/1

11 FARKAS A

		2/2
0/2		0/1
2/2		

13 GORBICZ A

		1/1

1-Missed

15 SITI E

	1/1	

1-Missed

18 LOVASZ Z

2/2		
		1/2

1-Post

19 KULCSAR A

2/2		1/1
0/1		

Team

Offence

Defence

Goalkeepers

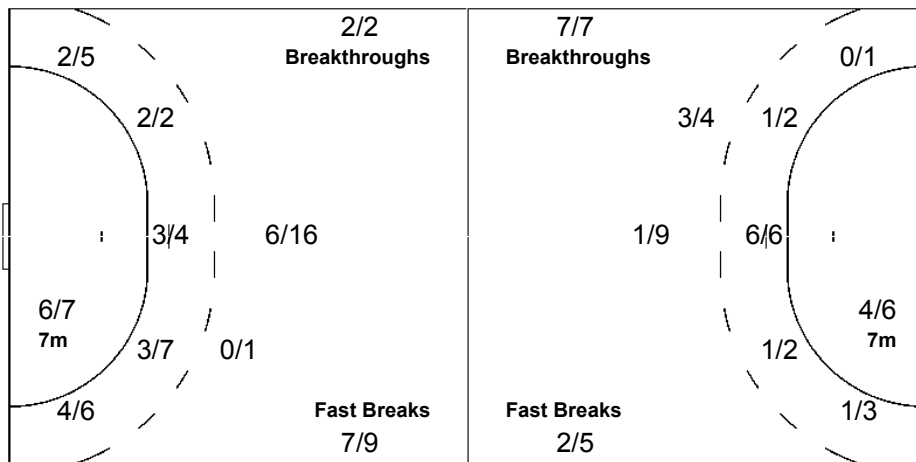
Goals / Shots

6/6	4/5	8/9
2/8	1/1	3/5
5/5	1/1	5/7

5-Missed 6-Post 1-Blocked

Saves / Shots

3/7	2/4	0/3
3/4		3/3
0/6	0/5	1/6



1 SIRINA I

0/1	0/2	

16 PALINGER K

3/7	2/4	0/3
3/4		3/3
0/5	0/3	1/6

LEGEND									
G/S	Goals / Shots	%	Efficiency	6m	6-metre Shots	7m	7-metre Shots	9m	9-metre Shots
S/S	Saves / Shots	Wing	Wing Shots	FB	Fast Breaks	BT	Breakthroughs	EX	Exclusions
AS	Assists	TF	Technical Faults	ST	Steals	BS	Blocked Shots	TP	Time Played
YC	Yellow Cards	RC	Red Cards	n/a	not applicable	2Min	2 Minute Suspensions		
+	2 Minute + 2 Minute Suspensions								



Results

Αποτελέσματα / Résultats

Match No: 18

CHN 28 - 23 BRA
(11-13) (17-10)

Referees: (1) BOYE J / (2) JENSEN B (DEN)

RUNNING SCORE

CHN - BRA

CHN - China

Players		Shots								Penalties			
No.	Name	G/S	%	6m	Wing	9m	7m	FB	BT	YC	2Min	RC	EX
1	FAN Jie												
2	ZHAI Chao	10/19	53	1/2		5/12	3/3	1/2			1		
3	LIU Yun	1/1	100	1/1						1			
5	LI Bing	1/2	50			0/1			1/1	1			
8	ZHANG Li	3/4	75	1/1	1/2			1/1					
9	WANG Min	3/4	75		2/2	0/1		1/1					
10	WANG Shasha	1/4	25			1/3	0/1			1	1		
11	CHEN Ji	3/4	75	2/2	1/1			0/1					
13	WU Yanan	1/3	33		0/1			1/2					
14	LIU Xiaomei	0/6	0			0/6					1		
15	SUN Laimiao												
16	YU Geli												
17	LEI Sufen												
19	LI Weiwei	5/11	45	0/1		3/6	2/3		0/1				
Bench / Team													
Totals		28/58	48	5/7	4/6	9/29	5/7	4/7	1/2	3	3		

Goalkeepers		Saves							
No.	Name	S/S	%	6m	Wing	9m	7m	FB	BT
1	FAN Jie	8/27	30	5/14	1/6	1/3	1/1	0/1	0/2
16	YU Geli	0/4	0	0/1	0/1		0/1		0/1
Totals		8/31	26	5/15	1/7	1/3	1/2	0/1	0/3

BRA - Brazil

Players		Shots								Penalties			
No.	Name	G/S	%	6m	Wing	9m	7m	FB	BT	YC	2Min	RC	EX
1	MASSON Chana												
2	DINIZ Fabiana									1			
3	NASCIMENTO Alexandra Priscila	5/6	83	1/2	3/3			1/1					
4	MONTAO Margareth	0/1	0	0/1							2		
5	PIEADA Daniela	3/5	60	3/4		0/1				1	2		
6	KUESTENER Fabiana	0/1	0	0/1									
9	FIGUEIREDO Milene	3/3	100	1/1	1/1				1/1				
10	ROSAS Aline												
11	JACQUES Viviane	1/2	50	1/2									
13	SILVA Lucila	3/7	43	0/3	0/1	1/1			2/2				
15	SILVA Aline	4/7	57	2/2		1/3	1/2			1			
16	de PAULA Darly												
17	MESQUITA Idalina	4/6	67	2/2	2/4								
19	SANTOS Aline												
Bench / Team													
Totals		23/38	61	10/18	6/9	2/5	1/2	1/1	3/3	3	4		

Goalkeepers		Saves							
No.	Name	S/S	%	6m	Wing	9m	7m	FB	BT
1	MASSON Chana	20/47	43	2/7	1/5	13/22	1/5	2/6	1/2
16	de PAULA Darly	0/1	0				0/1		
Totals		20/48	42	2/7	1/5	13/22	1/6	2/6	1/2

1st Half		
LI W	1 (1')	0
	1 (4')	1
	1 (6')	2
	1 (7')	3
LI W	2 (9')	3
	2 (9')	4
ZHAI C	3 (11')	4
WANG S	4 (12')	4
	4 (15')	5
ZHAI C	5 (15')	5
ZHAI C	6 (16')	5
	6 (17')	6
	6 (18')	7
WANG M	7 (20')	7
	7 (20')	8
LI W	8 (20')	8
	8 (21')	9
	8 (22')	10
ZHAI C	9 (22')	10
	9 (24')	11
WU Y	10 (26')	11
	10 (27')	12
LIU Y	11 (27')	12
	11 (29')	13

2nd Half		
	11 (32')	14
ZHAI C	12 (33')	14
ZHAI C	13 (34')	14
ZHAI C	14 (35')	14
ZHAI C	15 (37')	14
ZHANG L	16 (38')	14
	16 (39')	15
ZHANG L	17 (40')	15
	17 (41')	16
LI B	18 (42')	16
	18 (42')	17
WANG M	19 (44')	17
CHEN J	20 (47')	17
	20 (47')	18
CHEN J	21 (49')	18
	21 (49')	19
	21 (52')	20
LI W	22 (54')	20
	22 (55')	21
ZHAI C	23 (55')	21
LI W	24 (56')	21
	24 (57')	22
ZHANG L	25 (57')	22
	25 (58')	23
CHEN J	26 (59')	23
WANG M	27 (59')	23
ZHAI C	28 (60')	23

LEGEND

G/S	Goals / Shots	%	Efficiency	6m	6-metre Shots	7m	7-metre Shots	9m	9-metre Shots
S/S	Saves / Shots	Wing	Wing Shots	FB	Fast Breaks	BT	Breakthroughs	EX	Exclusions
YC	Yellow Cards	RC	Red Cards	2Min	2 Minute Suspensions				
+	2 Minute + 2 Minute Suspensions								



Match Team Statistics

Ομαδικές Στατιστικές Αγώνα / Statistiques du match par équipe

Match No: 18

CHN 28 - 23 BRA
(11-13) (17-10)

Referees: (1) BOYE J / (2) JENSEN B (DEN)

CHN - China

Players		Shots								Offence		Defence		Penalties				TP
No.	Name	G/S	%	6m	Wing	9m	7m	FB	BT	AS	TF	ST	BS	YC	2Min	RC	EX	
1	FAN Jie									1	1							50:49
2	ZHAI Chao	10/19	53	1/2		5/12	3/3	1/2			2	1			1			37:19
3	LIU Yun	1/1	100	1/1							1			1				44:20
5	LI Bing	1/2	50			0/1			1/1	2	2	2		1				39:50
8	ZHANG Li	3/4	75	1/1	1/2			1/1										15:55
9	WANG Min	3/4	75		2/2	0/1		1/1			1							60:00
10	WANG Shasha	1/4	25			1/3	0/1			1	1			1	1			23:24
11	CHEN Ji	3/4	75	2/2	1/1			0/1										15:36
13	WU Yanan	1/3	33		0/1			1/2				1						43:52
14	LIU Xiaomei	0/6	0			0/6				3	1	1			1			55:41
15	SUN Laimiao																	
16	YU Geli																	09:11
17	LEI Sufen																	
19	LI Weiwei	5/11	45	0/1		3/6	2/3		0/1	1	3	1						24:03
	Bench / Team																	
	Totals	28/58	48	5/7	4/6	9/29	5/7	4/7	1/2	8	12	6		3	3			

Goalkeepers		Total Shots		6m Shots		Wing Shots		9m Shots		7m Shots		Fast Breaks		Breakthroughs	
No.	Name	S/S	%	S/S	%	S/S	%	S/S	%	S/S	%	S/S	%	S/S	%
1	FAN Jie	8/27	30	5/14	36	1/6	17	1/3	33	1/1	100	0/1	0	0/2	0
16	YU Geli	0/4	0	0/1	0	0/1	0			0/1	0			0/1	0
	Totals	8/31	26	5/15	33	1/7	14	1/3	33	1/2	50	0/1	0	0/3	0

Team Shots	Goals	Saves	Missed	Post	Blocked	Total	%
6m Shots	5	2				7	71
Wing Shots	4	1	1			6	67
9m Shots	9	13	3	1	3	29	31
7m Shots	5	1		1	n/a	7	71
Fast Breaks	4	2	1			7	57
Breakthroughs	1	1				2	50
Totals	28	20	5	2	3	58	48

Number of Attacks: 60, Scoring Efficiency: 47%



Match Team Statistics

Ομαδικές Στατιστικές Αγώνα / Statistiques du match par équipe

Match No: 18

CHN 28 - 23 BRA
(11-13) (17-10)

Referees: (1) BOYE J / (2) JENSEN B (DEN)

CHN - China

Shots Distribution

Players

Goals / Shots

2 ZHAI C

1/1		1/1
1/5		0/1
2/2	1/1	4/7

1-Missed

3 LIU Y

1/1		

5 LI B

0/1		1/1

8 ZHANG L

	1/1	
1/1		0/1
1/1		

9 WANG M

1/1		
	1/1	1/1

1-Missed

10 WANG S

	0/2	
1/1		

1-Missed

11 CHEN J

1/1	0/1	2/2

13 WU Y

	1/1	

2-Missed

14 LIU X

		0/2

1-Post 3-Blocked

15 SUN L

17 LEI S

19 LI W

1/1		1/2
1/2		1/4
	1/1	

1-Post

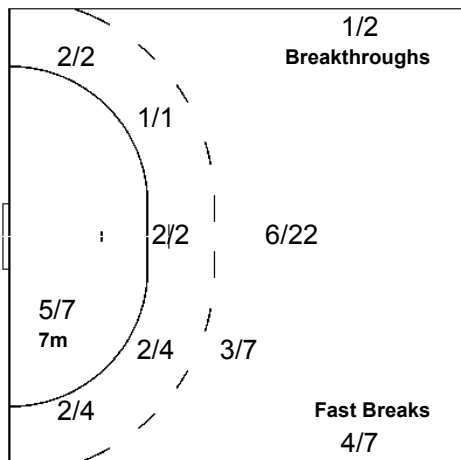
Team

Goals / Shots

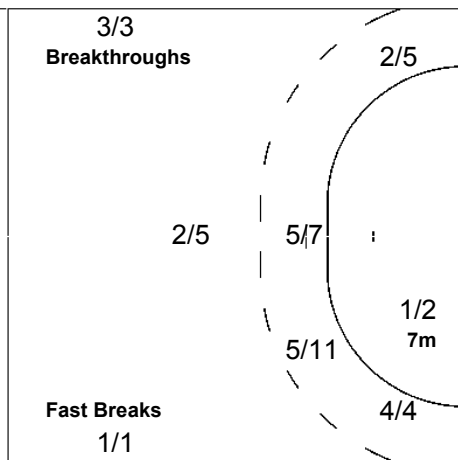
2/2	1/3	2/3
5/10		1/8
5/6	4/5	8/11

5-Missed 2-Post 3-Blocked

Offence



Defence



Goalkeepers

Saves / Shots

0/2	0/2	0/4
6/11		2/6
0/3	0/1	0/2

1 FAN J

0/2	0/1	0/3
6/10		2/6
0/2	0/1	0/2

16 YU G

	0/1	0/1
0/1		
0/1		



Match Team Statistics

Ομαδικές Στατιστικές Αγώνα / Statistiques du match par équipe

Match No: 18

CHN 28 - 23 BRA
(11-13) (17-10)

Referees: (1) BOYE J / (2) JENSEN B (DEN)

BRA - Brazil

No.	Name	Shots								Offence		Defence		Penalties			TP	
		G/S	%	6m	Wing	9m	7m	FB	BT	AS	TF	ST	BS	YC	2Min	RC		EX
1	MASSON Chana																	59:47
2	DINIZ Fabiana											1		1				23:41
3	NASCIMENTO Alexandra Priscila	5/6	83	1/2	3/3			1/1			2	1						57:20
4	MONTAO Margareth	0/1	0	0/1						3	3		1			2		39:00
5	PIEDADE Daniela	3/5	60	3/4		0/1								1	2			60:00
6	KUESTENER Fabiana	0/1	0	0/1							1							04:07
9	FIGUEIREDO Milene	3/3	100	1/1	1/1				1/1	3	5							30:18
10	ROSAS Aline																	
11	JACQUES Viviane	1/2	50	1/2							2							14:36
13	SILVA Lucila	3/7	43	0/3	0/1	1/1			2/2	3	7							43:57
15	SILVA Aline	4/7	57	2/2		1/3	1/2			2	5			1				27:01
16	de PAULA Darly																	00:13
17	MESQUITA Idalina	4/6	67	2/2	2/4						1							60:00
19	SANTOS Aline																	
	Bench / Team																	
	Totals	23/38	61	10/18	6/9	2/5	1/2	1/1	3/3	11	26	1	2	3	4			

No.	Name	Total Shots		6m Shots		Wing Shots		9m Shots		7m Shots		Fast Breaks		Breakthroughs	
		S/S	%	S/S	%	S/S	%	S/S	%	S/S	%	S/S	%	S/S	%
1	MASSON Chana	20/47	43	2/7	29	1/5	20	13/22	59	1/5	20	2/6	33	1/2	50
16	de PAULA Darly	0/1	0							0/1	0				
	Totals	20/48	42	2/7	29	1/5	20	13/22	59	1/6	17	2/6	33	1/2	50

Team Shots	Goals	Saves	Missed	Post	Blocked	Total	%
6m Shots	10	5	2	1		18	56
Wing Shots	6	1	1	1		9	67
9m Shots	2	1	2			5	40
7m Shots	1	1			n/a	2	50
Fast Breaks	1					1	100
Breakthroughs	3					3	100
Totals	23	8	5	2		38	61

Number of Attacks: 60, Scoring Efficiency: 38%



Match Team Statistics

Ομαδικές Στατιστικές Αγώνα / Statistiques du match par équipe

Match No: 18

CHN 28 - 23 BRA
(11-13) (17-10)

Referees: (1) BOYE J / (2) JENSEN B (DEN)

BRA - Brazil

Shots Distribution

Players

Goals / Shots

2 DINIZ F	3 NASCIMENTO A	4 MONTAO M	5 PIEDADE D	6 KUESTENER F	9 FIGUEIREDO M
	1/2		2/4		1/1
	2/2	0/1			1/1
	1/1		1/1		
				1-Post	
10 ROSAS A	11 JACQUES V	13 SILVA L	15 SILVA A	17 MESQUITA I	19 SANTOS A
	0/1	0/2	1/1	1/1	
	1/1	1/1	2/2	2/2	
		1/1	0/1		
		2-Missed	2-Missed	1-Missed 1-Post	

Team

Offence

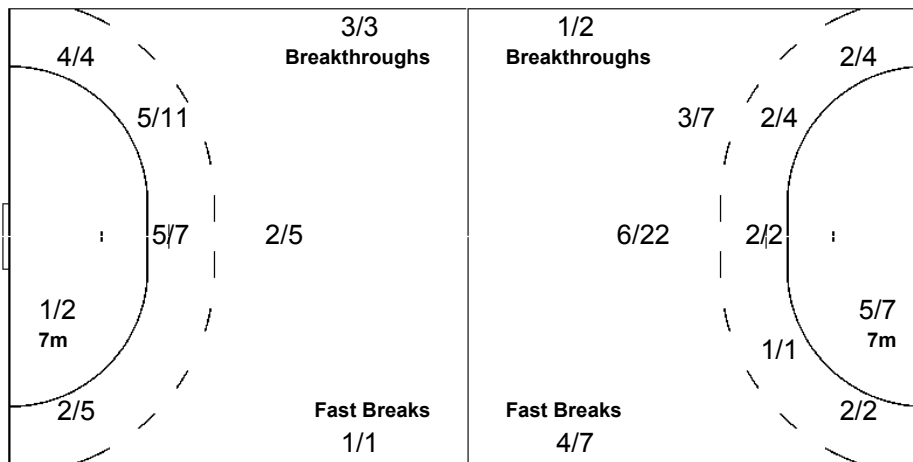
Defence

Goalkeepers

Goals / Shots

2/2	2/2	4/4
5/11		4/6
3/3	1/1	2/2

5-Missed 2-Post



Saves / Shots

0/2	2/3	1/3
5/10		7/8
1/6	1/5	3/11

1 MASSON C

0/2	2/3	1/3
5/10		7/8
1/5	1/5	3/11

16 de PAULA D

0/1		

LEGEND									
G/S	Goals / Shots	%	Efficiency	6m	6-metre Shots	7m	7-metre Shots	9m	9-metre Shots
S/S	Saves / Shots	Wing	Wing Shots	FB	Fast Breaks	BT	Breakthroughs	EX	Exclusions
AS	Assists	TF	Technical Faults	ST	Steals	BS	Blocked Shots	TP	Time Played
YC	Yellow Cards	RC	Red Cards	n/a	not applicable	2Min	2 Minute Suspensions		
+	2 Minute + 2 Minute Suspensions								



Results

Αποτελέσματα / Résultats

Match No: 19

HUN 22 - 23 UKR
(12-8) (10-15)

Referees: (17) OIE S / (18) TOGSTAD O (NOR)

RUNNING SCORE

HUN - UKR

HUN - Hungary

Players		Shots								Penalties			
No.	Name	G/S	%	6m	Wing	9m	7m	FB	BT	YC	2Min	RC	EX
1	SIRINA Irina												
2	FERLING Bernadett	6/10	60	1/2	1/1	3/6			1/1	1			
3	BOHUS Beata										2		
4	MEHLMANN Ibolya	0/1	0		0/1								
5	PALFFY Zsuzsanna												
6	KIRSNER Erika	1/4	25	0/2				1/2					
9	RADULOVICS Bojana	9/17	53	1/5	1/2	2/4	3/4		2/2				
10	PIGNICZKI Krisztina	2/2	100	1/1				1/1		1			
11	FARKAS Agnes	0/1	0			0/1							
13	GORBICZ Anita	1/5	20	0/3		0/1			1/1	1			
15	SITI Eszter Agnes	0/1	0						0/1	2			
16	PALINGER Katalin												
18	LOVASZ Zsuzsanna	1/2	50	0/1	1/1					1			
19	KULCSAR Anita	2/2	100	1/1	1/1					1			
Bench / Team													
Totals		22/45	49	4/15	4/6	5/12	3/4	2/3	4/5	2	7		

Goalkeepers		Saves							
No.	Name	S/S	%	6m	Wing	9m	7m	FB	BT
1	SIRINA Irina	0/2	0				0/2		
16	PALINGER Katalin	10/31	32	1/2	4/9	4/10	1/5	0/4	0/1
Totals		10/33	30	1/2	4/9	4/10	1/7	0/4	0/1

UKR - Ukraine

Players		Shots								Penalties			
No.	Name	G/S	%	6m	Wing	9m	7m	FB	BT	YC	2Min	RC	EX
1	BORYSENKO Nataliya												
3	BURMYSTROVA Ganna	5/8	63			5/7		0/1			1		
4	SHINKARENKO Tetyana	2/3	67			0/1		1/1	1/1	1	1	1	
5	VERGELYUK Maryna	1/3	33	0/1		1/2							
6	YATSENKO Olena	2/4	50		2/2			0/2					
7	SIUKALO Ganna									1			
8	RADCHENKO Olena	3/5	60		2/4			1/1			1		
9	TSYGITSA Olena	0/4	0			0/3			0/1		1		
10	MARKUSHEVSKA Galyna	1/2	50	1/1	0/1								
11	SHEVCHENKO Lyudmyla	0/1	0	0/1						1	1		
14	LYAPINA Nataliya	8/10	80		0/1		6/7	2/2		1			
15	BORODINA Anastasiya												
16	ZASPA Larysa												
17	RAYHEL Oxana	1/2	50		1/1			0/1					
Bench / Team													
Totals		23/42	55	1/3	5/9	6/13	6/7	4/8	1/2	3	6	1	

Goalkeepers		Saves							
No.	Name	S/S	%	6m	Wing	9m	7m	FB	BT
1	BORYSENKO Nataliya	8/23	35	3/7	1/4	2/5	0/2	1/1	1/4
16	ZASPA Larysa	4/11	36	3/3	0/1	1/3	0/1	0/2	0/1
Totals		12/34	35	6/10	1/5	3/8	0/3	1/3	1/5

1st Half	
FERLING B	1 (1') 0
1 (2') 1	YATSENKO O
RADULOVICS B	2 (6') 1
2 (6') 2	RAYHEL O
2 (8') 3	RADCHENKO O
FERLING B	3 (13') 3
3 (14') 4	VERGELYUK M
RADULOVICS B	4 (16') 4
PIGNICZKI K	5 (17') 4
KIRSNER E	6 (17') 4
FERLING B	7 (20') 4
FERLING B	8 (21') 4
8 (22') 5	BURMYSTROVA G
RADULOVICS B	9 (23') 5
9 (24') 6	BURMYSTROVA G
RADULOVICS B	10 (25') 6
10 (26') 7	RADCHENKO O
10 (27') 8	LYAPINA N
RADULOVICS B	11 (28') 8
KULCSAR A	12 (30') 8
2nd Half	
12 (32') 9	LYAPINA N
RADULOVICS B	13 (35') 9
13 (35') 10	BURMYSTROVA G
KULCSAR A	14 (36') 10
14 (36') 11	LYAPINA N
14 (37') 12	SHINKARENKO T
PIGNICZKI K	15 (39') 12
RADULOVICS B	16 (39') 12
16 (40') 13	BURMYSTROVA G
LOVASZ Z	17 (40') 13
17 (42') 14	LYAPINA N
17 (44') 15	SHINKARENKO T
GORBICZ A	18 (47') 15
FERLING B	19 (48') 15
19 (50') 16	LYAPINA N
RADULOVICS B	20 (51') 16
20 (52') 17	RADCHENKO O
20 (52') 18	YATSENKO O
FERLING B	21 (54') 18
21 (54') 19	LYAPINA N
21 (55') 20	LYAPINA N
21 (56') 21	MARKUSHEVSKA G
RADULOVICS B	22 (57') 21
22 (58') 22	LYAPINA N
22 (59') 23	BURMYSTROVA G

LEGEND

G/S	Goals / Shots	%	Efficiency	6m	6-metre Shots	7m	7-metre Shots	9m	9-metre Shots
S/S	Saves / Shots	Wing	Wing Shots	FB	Fast Breaks	BT	Breakthroughs	EX	Exclusions
YC	Yellow Cards	RC	Red Cards	2Min	2 Minute Suspensions				
+	2 Minute + 2 Minute Suspensions								



Match Team Statistics

Ομαδικές Στατιστικές Αγώνα / Statistiques du match par équipe

Match No: 19

HUN 22 - 23 UKR
(12-8) (10-15)

Referees: (17) OIE S / (18) TOGSTAD O (NOR)

HUN - Hungary

Players		Shots								Offence		Defence		Penalties				TP
No.	Name	G/S	%	6m	Wing	9m	7m	FB	BT	AS	TF	ST	BS	YC	2Min	RC	EX	
1	SIRINA Irina																	00:23
2	FERLING Bernadett	6/10	60	1/2	1/1	3/6			1/1	2	5	1		1				55:04
3	BOHUS Beata												1		2			28:36
4	MEHLMANN Ibolya	0/1	0		0/1					1								03:40
5	PALFFY Zsuzsanna																	
6	KIRSNER Erika	1/4	25	0/2				1/2		2		2	1					59:48
9	RADULOVICS Bojana	9/17	53	1/5	1/2	2/4	3/4		2/2	2	7							36:00
10	PIGNICZKI Krisztina	2/2	100	1/1				1/1			1	1				1		27:21
11	FARKAS Agnes	0/1	0			0/1						2						04:57
13	GORBICZ Anita	1/5	20	0/3		0/1			1/1	3	4	4				1		39:52
15	SITI Eszter Agnes	0/1	0						0/1		2					2		20:28
16	PALINGER Katalin																	59:37
18	LOVASZ Zsuzsanna	1/2	50	0/1	1/1						1	2				1		59:00
19	KULCSAR Anita	2/2	100	1/1	1/1							1		1				25:14
Bench / Team																		
Totals		22/45	49	4/15	4/6	5/12	3/4	2/3	4/5	10	22	11	2	2	7			

Goalkeepers		Total Shots		6m Shots		Wing Shots		9m Shots		7m Shots		Fast Breaks		Breakthroughs	
No.	Name	S/S	%	S/S	%	S/S	%	S/S	%	S/S	%	S/S	%	S/S	%
1	SIRINA Irina	0/2	0							0/2	0				
16	PALINGER Katalin	10/31	32	1/2	50	4/9	44	4/10	40	1/5	20	0/4	0	0/1	0
Totals		10/33	30	1/2	50	4/9	44	4/10	40	1/7	14	0/4	0	0/1	0

Team Shots	Goals	Saves	Missed	Post	Blocked	Total	%
6m Shots	4	6	2	1	2	15	27
Wing Shots	4	1	1			6	67
9m Shots	5	3	1	1	2	12	42
7m Shots	3			1	n/a	4	75
Fast Breaks	2	1				3	67
Breakthroughs	4	1				5	80
Totals	22	12	4	3	4	45	49

Number of Attacks: 63, Scoring Efficiency: 35%



Match Team Statistics

Ομαδικές Στατιστικές Αγώνα / Statistiques du match par équipe

Match No: 19

HUN 22 - 23 UKR
(12-8) (10-15)

Referees: (17) OIE S / (18) TOGSTAD O (NOR)

HUN - Hungary

Shots Distribution

Players

Goals / Shots

2 FERLING B

0/1		
		1/1
1/1		4/5

2-Missed

3 BOHUS B

4 MEHLMANN I

1-Missed

5 PALFFY Z

6 KIRSNER E

0/1	0/1	
	1/1	

1-Missed

9 RADULOVICS B

	1/1	
2/2	1/1	3/4
1/2	1/3	

2-Post 2-Blocked

10 PIGNICZKI K

2/2		

11 FARKAS A

0/1		

13 GORBICZ A

	1/1	
0/1	0/1	

2-Blocked

15 SITI E

0/1		

18 LOVASZ Z

1/1		

1-Post

19 KULCSAR A

1/1		
		1/1

Team

Goals / Shots

0/1	2/2	
4/5	1/2	4/5
4/7	2/5	5/7

4-Missed 3-Post 4-Blocked

Offence

Defence

Goalkeepers

Saves / Shots

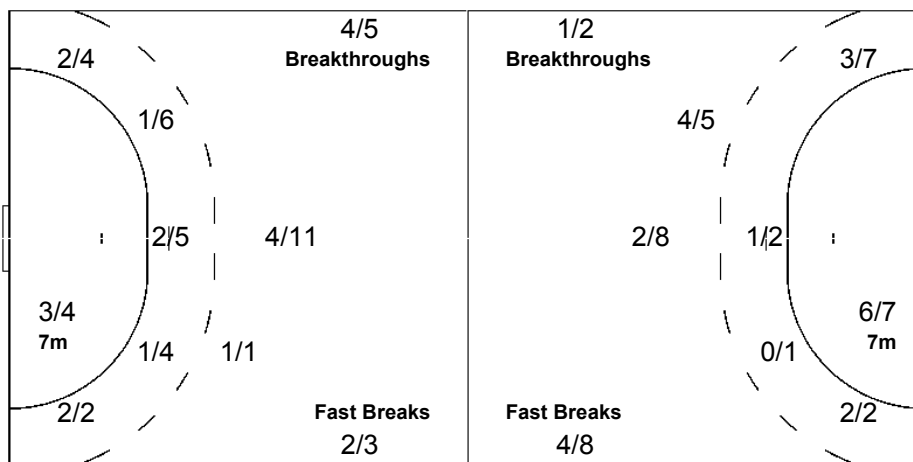
1/1	0/4	1/6
1/1		0/2
2/8	1/2	4/9

1 SIRINA I

	0/1	
0/1		

16 PALINGER K

1/1	0/3	1/6
1/1		0/2
2/7	1/2	4/9





Match Team Statistics

Ομαδικές Στατιστικές Αγώνα / Statistiques du match par équipe

Match No: 19

HUN 22 - 23 UKR
(12-8) (10-15)

Referees: (17) OIE S / (18) TOGSTAD O (NOR)

UKR - Ukraine

No.	Name	Shots								Offence		Defence		Penalties			TP	
		G/S	%	6m	Wing	9m	7m	FB	BT	AS	TF	ST	BS	YC	2Min	RC		EX
1	BORYSENKO Nataliya									1								39:51
3	BURMYSTROVA Ganna	5/8	63			5/7		0/1		3	1	1			1			35:40
4	SHINKARENKO Tetyana	2/3	67			0/1		1/1	1/1		4			1	1	1		26:48
5	VERGELYUK Maryna	1/3	33	0/1		1/2					3	5						48:02
6	YATSENKO Olena	2/4	50		2/2			0/2			1	3						59:20
7	SIUKALO Ganna										1		1	1				16:07
8	RADCHENKO Olena	3/5	60		2/4			1/1		1	6	4			1			47:12
9	TSYGITSA Olena	0/4	0			0/3			0/1	4	4				1			29:03
10	MARKUSHEVSKA Galyna	1/2	50	1/1	0/1							1						12:00
11	SHEVCHENKO Lyudmyla	0/1	0	0/1						1	1	1	2	1	1			47:03
14	LYAPINA Nataliya	8/10	80		0/1		6/7	2/2			2	1			1			26:44
15	BORODINA Anastasiya																	
16	ZASPA Larysa										1							20:09
17	RAYHEL Oxana	1/2	50		1/1			0/1										12:01
Bench / Team																		
Totals		23/42	55	1/3	5/9	6/13	6/7	4/8	1/2	10	24	16	3	3	6	1		

No.	Name	Total Shots		6m Shots		Wing Shots		9m Shots		7m Shots		Fast Breaks		Breakthroughs	
		S/S	%	S/S	%	S/S	%	S/S	%	S/S	%	S/S	%	S/S	%
1	BORYSENKO Nataliya	8/23	35	3/7	43	1/4	25	2/5	40	0/2	0	1/1	100	1/4	25
16	ZASPA Larysa	4/11	36	3/3	100	0/1	0	1/3	33	0/1	0	0/2	0	0/1	0
Totals		12/34	35	6/10	60	1/5	20	3/8	38	0/3	0	1/3	33	1/5	20

Team Shots	Goals	Saves	Missed	Post	Blocked	Total	%
6m Shots	1	1		1		3	33
Wing Shots	5	4				9	56
9m Shots	6	4	1	1	1	13	46
7m Shots	6	1			n/a	7	86
Fast Breaks	4		2	2		8	50
Breakthroughs	1			1		2	50
Totals	23	10	3	5	1	42	55

Number of Attacks: 64, Scoring Efficiency: 36%



Match Team Statistics

Ομαδικές Στατιστικές Αγώνα / Statistiques du match par équipe

Match No: 19

HUN 22 - 23 UKR
(12-8) (10-15)

Referees: (17) OIE S / (18) TOGSTAD O (NOR)

UKR - Ukraine

Shots Distribution

Players

Goals / Shots

3 BURMYSTROVA G	4 SHINKARENKO T	5 VERGELYUK M	6 YATSENKO O	7 SIUKALO G	8 RADCHENKO O
0/1	1/1	0/1	1/1		2/2
3/3	1/1		1/1		0/2
2-Post	1-Blocked	1-Post	2-Missed		
9 TSYGITSYA O	10 MARKUSHEVSKA G	11 SHEVCHENKO L	14 LYAPINA N	15 BORODINA A	17 RAYHEL O
0/1	1/1		1/1		
0/1	0/1	0/1	2/2	0/1	3/3
1-Missed 1-Post					1-Post

Team

Offence

Defence

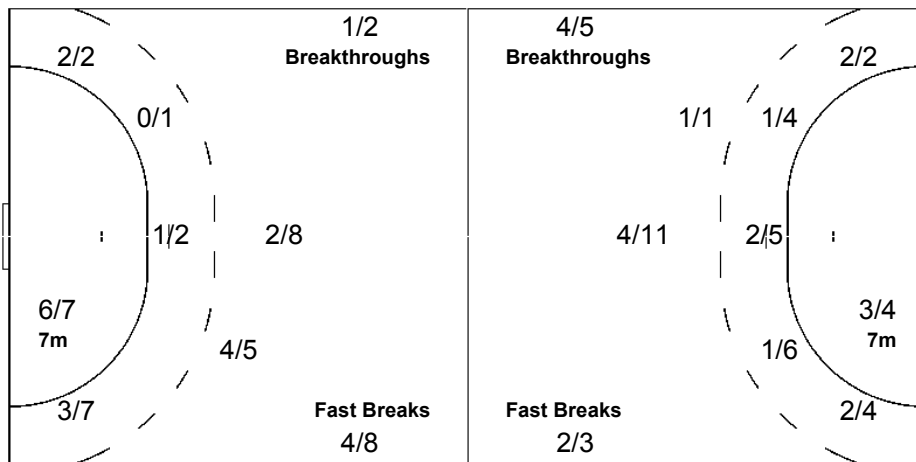
Goalkeepers

Goals / Shots

0/1	4/4	5/6
0/1		2/2
6/8	1/2	5/9
3-Missed	5-Post	1-Blocked

Saves / Shots

1/1	0/2	
1/5	1/2	1/5
3/7	3/5	2/7



1 BORYSENKO N

1/1	0/2	
1/4	1/2	0/2
2/5	2/3	1/4

16 ZASPAL

0/1		1/3
1/2	1/2	1/3

LEGEND								
G/S Goals / Shots	% Efficiency	6m 6-metre Shots	7m 7-metre Shots	9m 9-metre Shots				
S/S Saves / Shots	Wing Wing Shots	FB Fast Breaks	BT Breakthroughs	EX Exclusions				
AS Assists	TF Technical Faults	ST Steals	BS Blocked Shots	TP Time Played				
YC Yellow Cards	RC Red Cards	n/a not applicable	2Min 2 Minute Suspensions					
+ 2 Minute + 2 Minute Suspensions								



Results

Αποτελέσματα / Résultats

Match No: 03

ESP 24 - 24 ANG
(14-10) (10-14)

Referees: (21) GARDINOVACKI Z / (22) MARIC B (SCG)

RUNNING SCORE

ESP - ANG

ESP - Spain

Players		Shots								Penalties			
No.	Name	G/S	%	6m	Wing	9m	7m	FB	BT	YC	2Min	RC	EX
1	LOPEZ Elisabeth												
2	GARCIA Soraya												
3	PAREJA Susana	1/2	50		1/2						1		
5	AMOROS Vanessa												
6	LOPEZ Cristina	1/2	50		0/1			1/1		1			
7	ANDREU Maite	0/5	0			0/5							
8	GOMEZ Cristina	1/1	100	1/1									
9	MANGUE Marta	3/5	60	1/1		1/3		1/1		1	2		
10	BOX Diana												
11	PUCHE Montserrat	13/14	93		1/1		7/7	4/4	1/2				
13	FRAILE Susana	2/4	50			2/4					1		
15	ORTUNO Isabel	2/7	29			2/7							
16	SANCHEZ Eugenia												
20	ONCINA Noelia	1/3	33		1/2	0/1				1			
Bench / Team													
Totals		24/43	56	2/2	3/6	5/20	7/7	6/6	1/2	3	4		

Goalkeepers		Saves							
No.	Name	S/S	%	6m	Wing	9m	7m	FB	BT
1	LOPEZ Elisabeth								
16	SANCHEZ Eugenia	19/43	44	5/15	3/5	4/6	2/5	5/11	0/1
Totals		19/43	44	5/15	3/5	4/6	2/5	5/11	0/1

ANG - Angola

Players		Shots								Penalties			
No.	Name	G/S	%	6m	Wing	9m	7m	FB	BT	YC	2Min	RC	EX
1	TAVARES Odete												
3	BENGUE Ilda	4/10	40	2/4	0/1	0/2	2/3						
4	LARICA Belina	2/7	29	1/2	1/1	0/2		0/2					
6	AMARAL Rosa	0/2	0	0/1				0/1			1		
7	JOLOLO Ines	0/1	0	0/1									
8	ALMEIDA Nair	0/2	0	0/1		0/1				1	1		
9	TORRES Lili												
10	FERNANDES Isabel	5/7	71	3/3	1/2			1/2			1		
11	KIALA Luisa	4/5	80			2/2		1/2	1/1		1		
12	BARBOSA Neyde												
14	PIO Dionisia	5/9	56	2/3	0/1		0/1	3/4		1	1		
15	NETO Anica	2/2	100	2/2							1		
16	PEDRO Maria												
18	TAVARES Elzira	2/2	100				1/1	1/1					
Bench / Team													
Totals		24/47	51	10/17	2/5	2/7	3/5	6/12	1/1	2	6		

Goalkeepers		Saves							
No.	Name	S/S	%	6m	Wing	9m	7m	FB	BT
1	TAVARES Odete	5/16	31	0/2	1/2	4/7	0/3	0/1	0/1
12	BARBOSA Neyde	0/1	0				0/1		
16	PEDRO Maria	3/15	20		0/2	3/5	0/3	0/5	
Totals		8/32	25	0/2	1/4	7/12	0/7	0/6	0/1

1st Half	
MANGUE M	1 (1') 0
	1 (2') 1 BENGUE I
PUCHE M	2 (2') 1
PUCHE M	3 (3') 1
PUCHE M	4 (5') 1
	4 (5') 2 BENGUE I
	4 (6') 3 PIO D
ORTUNO I	5 (6') 3
	5 (7') 4 LARICA B
PUCHE M	6 (9') 4
LOPEZ C	7 (10') 4
ONCINA N	8 (10') 4
PUCHE M	9 (11') 4
PUCHE M	10 (12') 4
PUCHE M	11 (13') 4
	11 (14') 5 PIO D
	11 (19') 6 FERNANDES I
PUCHE M	12 (19') 6
	12 (23') 7 NETO A
	12 (27') 8 TAVARES E
	12 (28') 9 FERNANDES I
PUCHE M	13 (29') 9
	13 (29') 10 KIALA L
MANGUE M	14 (30') 10

2nd Half	
	14 (33') 11 BENGUE I
	14 (34') 12 FERNANDES I
PUCHE M	15 (35') 12
	15 (36') 13 KIALA L
	15 (38') 14 BENGUE I
PAREJA S	16 (38') 14
ORTUNO I	17 (39') 14
	17 (41') 15 PIO D
PUCHE M	18 (43') 15
PUCHE M	19 (45') 15
GOMEZ C	20 (47') 15
	20 (47') 16 NETO A
	20 (48') 17 TAVARES E
	20 (50') 18 KIALA L
	20 (54') 19 PIO D
FRAILE S	21 (54') 19
	21 (55') 20 FERNANDES I
	21 (55') 21 FERNANDES I
MANGUE M	22 (56') 21
	22 (56') 22 LARICA B
FRAILE S	23 (57') 22
	23 (58') 23 PIO D
	23 (59') 24 KIALA L
PUCHE M	24 (60') 24

LEGEND

G/S	Goals / Shots	%	Efficiency	6m	6-metre Shots	7m	7-metre Shots	9m	9-metre Shots
S/S	Saves / Shots	Wing	Wing Shots	FB	Fast Breaks	BT	Breakthroughs	EX	Exclusions
YC	Yellow Cards	RC	Red Cards	2Min	2 Minute Suspensions				
+	2 Minute + 2 Minute Suspensions								



CORRECTED

Match Team Statistics

Ομαδικές Στατιστικές Αγώνα / Statistiques du match par équipe

Match No: 03

ESP 24 - 24 ANG

(14-10) (10-14)

Referees: (21) GARDINOVACKI Z / (22) MARIC B (SCG)

ESP - Spain

No.	Name	Shots								Offence		Defence		Penalties				TP	
		G/S	%	6m	Wing	9m	7m	FB	BT	AS	TF	ST	BS	YC	2Min	RC	EX		
1	LOPEZ Elisabeth																		
2	GARCIA Soraya										1	1	2						23:31
3	PAREJA Susana	1/2	50		1/2							2				1			39:08
5	AMOROS Vanessa																		03:10
6	LOPEZ Cristina	1/2	50		0/1			1/1		1	1			1					20:27
7	ANDREU Maite	0/5	0			0/5													11:58
8	GOMEZ Cristina	1/1	100	1/1							1								29:21
9	MANGUE Marta	3/5	60	1/1		1/3		1/1			3			1	2				40:35
10	BOX Diana										1								11:42
11	PUCHE Montserrat	13/14	93		1/1		7/7	4/4	1/2	1	4								43:48
13	FRAILE Susana	2/4	50			2/4				3	3	1	2		1				42:22
15	ORTUNO Isabel	2/7	29			2/7				1	1	1							33:58
16	SANCHEZ Eugenia									1									60:00
20	ONCINA Noelia	1/3	33		1/2	0/1					2	2		1					60:00
	Bench / Team																		
	Totals	24/43	56	2/2	3/6	5/20	7/7	6/6	1/2	8	19	6	2	3	4				

No.	Name	Total Shots		6m Shots		Wing Shots		9m Shots		7m Shots		Fast Breaks		Breakthroughs	
		S/S	%	S/S	%	S/S	%	S/S	%	S/S	%	S/S	%	S/S	%
1	LOPEZ Elisabeth														
16	SANCHEZ Eugenia	19/43	44	5/15	33	3/5	60	4/6	67	2/5	40	5/11	45	0/1	0
	Totals	19/43	44	5/15	33	3/5	60	4/6	67	2/5	40	5/11	45	0/1	0

Team Shots	Goals	Saves	Missed	Post	Blocked	Total	%
6m Shots	2					2	100
Wing Shots	3	1	1	1		6	50
9m Shots	5	7	3	1	4	20	25
7m Shots	7				n/a	7	100
Fast Breaks	6					6	100
Breakthroughs	1			1		2	50
Totals	24	8	4	3	4	43	56

Number of Attacks: 61, Scoring Efficiency: 39%



CORRECTED

Match Team Statistics

Ομαδικές Στατιστικές Αγώνα / Statistiques du match par équipe

Match No: 03

ESP 24 - 24 ANG
(14-10) (10-14)

Referees: (21) GARDINOVACKI Z / (22) MARIC B (SCG)

ESP - Spain

Shots Distribution

Players

Goals / Shots

2 GARCIA S	3 PAREJA S	5 AMOROS V	6 LOPEZ C	7 ANDREU M	8 GOMEZ C
	1/1			0/1	
			1/1		1/1
			1-Post	2-Missed 1-Post 1-Blocked	
9 MANGUE M	10 BOX D	11 PUCHE M	13 FRAILE S	15 ORTUNO I	20 ONCINA N
0/1		1/1	0/1 1/2	1/1	
		2/2	1/1	0/1 1/1	1/1
		3/3 2/2 5/5		0/1 1/2	
1-Missed		1-Post		2-Blocked	1-Missed 1-Blocked

Team

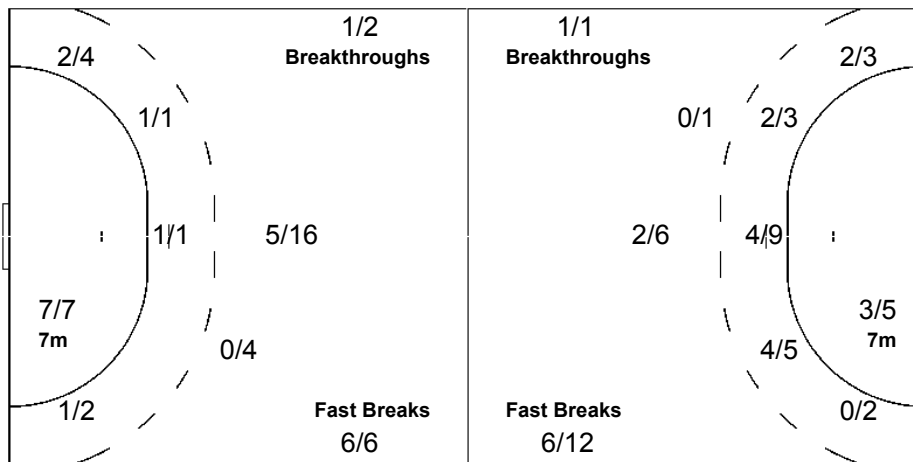
Offence

Defence

Goalkeepers

Goals / Shots

2/2	0/3	2/3
	0/1	5/6
3/3	2/3	10/11
4-Missed	3-Post	4-Blocked



Saves / Shots

0/1		0/3
9/12		5/10
0/8	2/3	3/6

1 LOPEZ E

16 SANCHEZ E

0/1		0/3
9/12		5/10
0/8	2/3	3/6



CORRECTED

Match Team Statistics

Ομαδικές Στατιστικές Αγώνα / Statistiques du match par équipe

Match No: 03

ESP 24 - 24 ANG

(14-10) (10-14)

Referees: (21) GARDINOVACKI Z / (22) MARIC B (SCG)

ANG - Angola

Players		Shots								Offence		Defence		Penalties				TP
No.	Name	G/S	%	6m	Wing	9m	7m	FB	BT	AS	TF	ST	BS	YC	2Min	RC	EX	
1	TAVARES Odete											1						29:54
3	BENGUE Ilda	4/10	40	2/4	0/1	0/2	2/3				3							24:48
4	LARICA Belina	2/7	29	1/2	1/1	0/2		0/2		1	4							50:37
6	AMARAL Rosa	0/2	0	0/1				0/1		1		2				1		33:45
7	JOLOLO Ines	0/1	0	0/1							1							18:29
8	ALMEIDA Nair	0/2	0	0/1		0/1				3	3			1	1			50:53
9	TORRES Lili																	
10	FERNANDES Isabel	5/7	71	3/3	1/2			1/2				3				1		41:25
11	KIALA Luisa	4/5	80			2/2		1/2	1/1	4	2					1		31:51
12	BARBOSA Neyde																	00:29
14	PIO Dionisia	5/9	56	2/3	0/1		0/1	3/4		2		3		1	1			57:21
15	NETO Anica	2/2	100	2/2							3					1		19:33
16	PEDRO Maria											2						29:37
18	TAVARES Elzira	2/2	100				1/1	1/1		1	2	1	2					31:18
Bench / Team																		
Totals		24/47	51	10/17	2/5	2/7	3/5	6/12	1/1	12	18	12	2	2	6			

Goalkeepers		Total Shots		6m Shots		Wing Shots		9m Shots		7m Shots		Fast Breaks		Breakthroughs	
No.	Name	S/S	%	S/S	%	S/S	%	S/S	%	S/S	%	S/S	%	S/S	%
1	TAVARES Odete	5/16	31	0/2	0	1/2	50	4/7	57	0/3	0	0/1	0	0/1	0
12	BARBOSA Neyde	0/1	0							0/1	0				
16	PEDRO Maria	3/15	20			0/2	0	3/5	60	0/3	0	0/5	0		
Totals		8/32	25	0/2	0	1/4	25	7/12	58	0/7	0	0/6	0	0/1	0

Team Shots	Goals	Saves	Missed	Post	Blocked	Total	%
6m Shots	10	5	2			17	59
Wing Shots	2	3				5	40
9m Shots	2	4			1	7	29
7m Shots	3	2			n/a	5	60
Fast Breaks	6	5		1		12	50
Breakthroughs	1					1	100
Totals	24	19	2	1	1	47	51

Number of Attacks: 60, Scoring Efficiency: 40%



CORRECTED

Match Team Statistics

Ομαδικές Στατιστικές Αγώνα / Statistiques du match par équipe

Match No: 03

ESP 24 - 24 ANG
(14-10) (10-14)

Referees: (21) GARDINOVACKI Z / (22) MARIC B (SCG)

ANG - Angola

Shots Distribution

Players

Goals / Shots

3 BENGUE I	4 LARICA B	6 AMARAL R	7 JOLOLO I	8 ALMEIDA N	9 TORRES L
0/2	1/4	0/2		0/1	
1/1	1/1 0/2				
1-Missed			1-Missed		1-Blocked

10 FERNANDES I	11 KIALA L	14 PIO D	15 NETO A	18 TAVARES E
1/2	1/1	0/2		1/1
1/1	1/1	3/3 1/1 1/2	2/2	1/1
	1-Post			1/1

Team

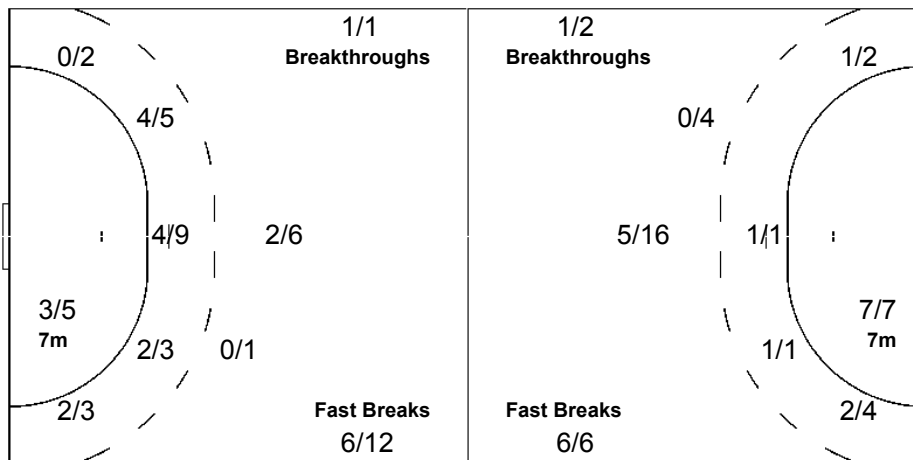
Offence

Defence

Goalkeepers

Goals / Shots

1/1		3/3
3/12		5/10
8/8	1/3	3/6
2-Missed	1-Post	1-Blocked



Saves / Shots

0/2	3/3	1/3
	1/1	1/6
0/3	1/3	1/11

1 TAVARES O

0/1	1/1	1/3
	1/1	1/2
0/2	0/1	1/5

12 BARBOSA N

		0/1

16 PEDRO M

0/1	2/2	
		0/4
0/1	1/2	0/5

LEGEND								
G/S Goals / Shots	% Efficiency	6m 6-metre Shots	7m 7-metre Shots	9m 9-metre Shots				
S/S Saves / Shots	Wing Wing Shots	FB Fast Breaks	BT Breakthroughs	EX Exclusions				
AS Assists	TF Technical Faults	ST Steals	BS Blocked Shots	TP Time Played				
YC Yellow Cards	RC Red Cards	n/a not applicable	2Min 2 Minute Suspensions					
+ 2 Minute + 2 Minute Suspensions								



Results

Αποτελέσματα / Résultats

Match No: 04

DEN 35 - 26 FRA
(16-11) (19-15)

Referees: (23) POZEZNIK J / (24) REPENSEK D (SLO)

RUNNING SCORE

DEN - FRA

DEN - Denmark

Players		Shots								Penalties			
No.	Name	G/S	%	6m	Wing	9m	7m	FB	BT	YC	2Min	RC	EX
2	SKOV Rikke	1/3	33			1/3				1	1		
3	MIKKELSEN Henriette Roende	4/4	100		3/3			1/1		1	1		
5	VESTERGAARD Mette	1/4	25			1/4				1			
10	JOERGENSEN Rikke Hoerlykke	2/3	67			1/2			1/1				
11	THOMSEN Camilla Ingemann	2/3	67	1/2				1/1			1		
12	MORTENSEN Karin Oernhoej												
13	KIAERSKOU Lotte	4/9	44			2/4	2/3		0/2				
14	JENSEN Trine	0/1	0					0/1					
15	FRUELUND Katrine	5/9	56	1/3		1/1	3/4		0/1				
16	SCHMIDT Rikke												
17	ANDERSEN Kristine												
18	BROEDSGAARD Karen	8/8	100	6/6				2/2					
19	DAUGAARD Line	5/5	100	2/2	2/2			1/1					
21	TOURAY Josephine	3/4	75					3/4					
Bench / Team										1			
Totals		35/53	66	10/13	5/5	6/14	5/7	8/10	1/4	4	3		

Goalkeepers		Saves							
No.	Name	S/S	%	6m	Wing	9m	7m	FB	BT
12	MORTENSEN Karin Oernhoej	5/14	36	2/7	0/1	2/4		1/2	
16	SCHMIDT Rikke	9/26	35	2/7	0/3	7/13	0/1	0/2	
Totals		14/40	35	4/14	0/4	9/17	0/1	1/4	

FRA - France

Players		Shots								Penalties			
No.	Name	G/S	%	6m	Wing	9m	7m	FB	BT	YC	2Min	RC	EX
1	DUDZIAK Joanne												
2	CENDIER AJAGUIN Isabelle	4/8	50	2/2		2/6							
3	VOGEIN Estelle	2/2	100	1/1	1/1								
4	LEJEUNE Leila	3/12	25	0/1		3/11				1			
6	JACQUES Melinda	3/6	50	0/1		2/4	1/1						
7	MYARO Nodjiale	2/2	100			1/1		1/1					
8	PECQUEUX ROLLAND Veronique	4/5	80	3/4				1/1					
10	HERBRECHT Sophie	1/4	25	1/2		0/2							
11	CANO Stephanie	1/2	50	1/1				0/1			2		
13	WENDLING Isabelle	2/2	100	2/2						1			
14	KORFANTY Myriam	2/6	33	0/2	1/1	0/2		1/1			1		
16	NICOLAS Valerie												
17	GUEHL Delphine	1/1	100		1/1								
20	TERVEL Raphaelle	1/3	33		1/3								
Bench / Team													
Totals		26/53	49	10/16	4/6	8/26	1/1	3/4		2	3		

Goalkeepers		Saves							
No.	Name	S/S	%	6m	Wing	9m	7m	FB	BT
1	DUDZIAK Joanne	0/5	0	0/1	0/1	0/1	0/1		0/1
16	NICOLAS Valerie	11/41	27	2/11	0/4	4/9	2/6	1/9	2/2
Totals		11/46	24	2/12	0/5	4/10	2/7	1/9	2/3

1st Half	
0 (1')	1 JACQUES M
0 (1')	2 KORFANTY M
1 (2')	2
1 (3')	3 LEJEUNE L
2 (3')	3
3 (7')	3
3 (7')	4 CANO S
4 (8')	4
5 (9')	4
5 (10')	5 PECQUEUX ROLLA
5 (11')	6 CENDIER AJAGUIN
6 (12')	6
6 (12')	7 TERVEL R
7 (13')	7
7 (13')	8 HERBRECHT S
7 (15')	9 WENDLING I
8 (16')	9
9 (16')	9
9 (18')	10 KORFANTY M
10 (18')	10
10 (21')	11 JACQUES M
11 (22')	11
12 (23')	11
SKOV R	13 (24') 11
MIKKELSEN H	14 (28') 11
THOMSEN C	15 (28') 11
FRUELUND K	16 (29') 11
2nd Half	
17 (31')	11
17 (32')	12 LEJEUNE L
18 (32')	12
18 (32')	13 LEJEUNE L
19 (32')	13
20 (33')	13
20 (34')	14 CENDIER AJAGUIN
21 (34')	14
22 (36')	14
22 (38')	15 CENDIER AJAGUIN
23 (38')	15
23 (39')	16 CENDIER AJAGUIN
23 (39')	17 MYARO N
23 (40')	18 WENDLING I
24 (41')	18
25 (42')	18
25 (42')	19 VOGEIN E
26 (43')	19
26 (44')	20 MYARO N
27 (45')	20
27 (46')	21 PECQUEUX ROLLA
27 (47')	22 PECQUEUX ROLLA
28 (47')	22
28 (48')	23 PECQUEUX ROLLA
29 (49')	23
TOURAY J	30 (50') 23
30 (52')	24 VOGEIN E
31 (53')	24
32 (55')	24
32 (56')	25 JACQUES M
33 (57')	25
33 (58')	26 GUEHL D
FRUELUND K	34 (59') 26
JOERGENSEN R	35 (60') 26

LEGEND

G/S	Goals / Shots	%	Efficiency	6m	6-metre Shots	7m	7-metre Shots	9m	9-metre Shots
S/S	Saves / Shots	Wing	Wing Shots	FB	Fast Breaks	BT	Breakthroughs	EX	Exclusions
YC	Yellow Cards	RC	Red Cards	2Min	2 Minute Suspensions				
+	2 Minute + 2 Minute Suspensions								



Match Team Statistics

Ομαδικές Στατιστικές Αγώνα / Statistiques du match par équipe

Match No: 04

DEN 35 - 26 FRA

(16-11) (19-15)

Referees: (23) POZEZNIK J / (24) REPENSEK D (SLO)

DEN - Denmark

Players		Shots								Offence		Defence		Penalties				TP
No.	Name	G/S	%	6m	Wing	9m	7m	FB	BT	AS	TF	ST	BS	YC	2Min	RC	EX	
2	SKOV Rikke	1/3	33			1/3							3	1	1			28:01
3	MIKKELSEN Henriette Roende	4/4	100		3/3			1/1						1	1			19:15
5	VESTERGAARD Mette	1/4	25			1/4				8	3			1				48:55
10	JOERGENSEN Rikke Hoerlykke	2/3	67			1/2			1/1	2	4							11:27
11	THOMSEN Camilla Ingemann	2/3	67	1/2				1/1			1	1	3		1			23:19
12	MORTENSEN Karin Oernhoej									1	1							15:44
13	KIAERSKOU Lotte	4/9	44			2/4	2/3		0/2	3		1						27:54
14	JENSEN Trine	0/1	0					0/1			1							18:05
15	FRUELUND Katrine	5/9	56	1/3		1/1	3/4		0/1	3	2	2	1					52:53
16	SCHMIDT Rikke										1							44:16
17	ANDERSEN Kristine																	
18	BROEDSGAARD Karen	8/8	100	6/6				2/2			1		1					42:47
19	DAUGAARD Line	5/5	100	2/2	2/2			1/1				2						40:45
21	TOURAY Josephine	3/4	75					3/4		3		1						46:39
Bench / Team														1				
Totals		35/53	66	10/13	5/5	6/14	5/7	8/10	1/4	20	14	7	8	4	3			

Goalkeepers		Total Shots		6m Shots		Wing Shots		9m Shots		7m Shots		Fast Breaks		Breakthroughs	
No.	Name	S/S	%	S/S	%	S/S	%	S/S	%	S/S	%	S/S	%	S/S	%
12	MORTENSEN Karin Oernhoej	5/14	36	2/7	29	0/1	0	2/4	50			1/2	50		
16	SCHMIDT Rikke	9/26	35	2/7	29	0/3	0	7/13	54	0/1	0	0/2	0		
Totals		14/40	35	4/14	29	0/4	0	9/17	53	0/1	0	1/4	25		

Team Shots	Goals	Saves	Missed	Post	Blocked	Total	%
6m Shots	10	2		1		13	77
Wing Shots	5					5	100
9m Shots	6	4	1	2	1	14	43
7m Shots	5	2			n/a	7	71
Fast Breaks	8	1		1		10	80
Breakthroughs	1	2		1		4	25
Totals	35	11	1	5	1	53	66

Number of Attacks: 65, Scoring Efficiency: 54%



Match Team Statistics

Ομαδικές Στατιστικές Αγώνα / Statistiques du match par équipe

Match No: 04

DEN 35 - 26 FRA
(16-11) (19-15)

Referees: (23) POZEZNIK J / (24) REPENSEK D (SLO)

DEN - Denmark

Shots Distribution

Players

Goals / Shots

2 SKOV R	3 MIKKELSEN H	5 VESTERGAARD M	10 JOERGENSEN R	11 THOMSEN C	13 KIAERSKOU L
0/1		1/1			1/1
				0/1	0/1
1/1	4/4	0/1		1/1	1/1
1-Blocked		1-Missed	1-Post		2-Post

14 JENSEN T	15 FRUELUND K	17 ANDERSEN K	18 BROEDSGAARD K	19 DAUGAARD L	21 TOURAY J
	0/1		1/1	1/1	
	0/2		1/1		1/1
0/1	1/1		1/1	2/2	
	1/1		2/2	2/2	2/2
	1-Post				1-Post

Team

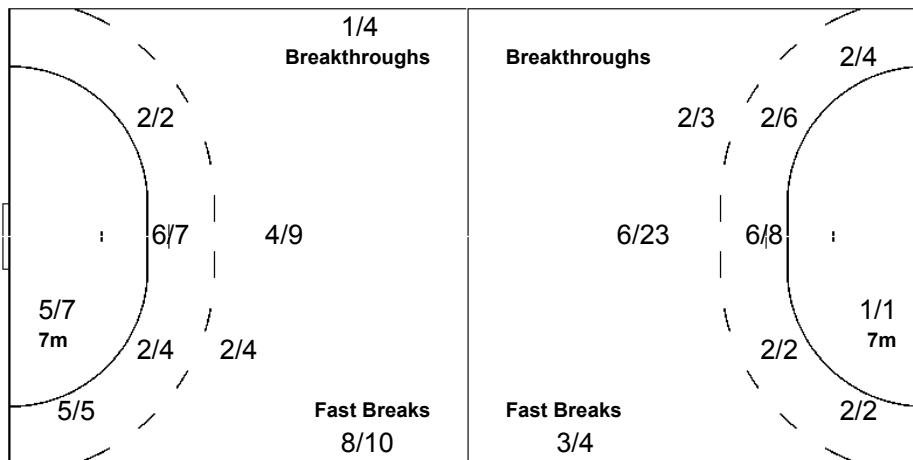
Offence

Defence

Goalkeepers

Goals / Shots

4/4	1/3	0/2
4/8		1/3
7/7	7/7	11/12
1-Missed	5-Post	1-Blocked



Saves / Shots

0/1	0/2	0/2
6/7	0/1	3/5
4/11	0/2	1/9

12 MORTENSEN K

	0/2	0/1
3/4		1/2
0/4		1/1

16 SCHMIDT R

0/1		0/1
3/3	0/1	2/3
4/7	0/2	0/8



Match Team Statistics

Ομαδικές Στατιστικές Αγώνα / Statistiques du match par équipe

Match No: 04

DEN 35 - 26 FRA
(16-11) (19-15)

Referees: (23) POZEZNIK J / (24) REPENSEK D (SLO)

FRA - France

No.	Name	Shots								Offence		Defence		Penalties				TP
		G/S	%	6m	Wing	9m	7m	FB	BT	AS	TF	ST	BS	YC	2Min	RC	EX	
1	DUDZIAK Joanne																	09:47
2	CENDIER AJAGUIN Isabelle	4/8	50	2/2		2/6					2	1						30:10
3	VOGEIN Estelle	2/2	100	1/1	1/1													20:06
4	LEJEUNE Leila	3/12	25	0/1		3/11					5			1				38:10
6	JACQUES Melinda	3/6	50	0/1		2/4	1/1				3							19:05
7	MYARO Nodjialem	2/2	100			1/1		1/1										09:48
8	PECQUEUX ROLLAND Veronique	4/5	80	3/4				1/1			1	1						33:50
10	HERBRECHT Sophie	1/4	25	1/2		0/2				3	2	1						20:53
11	CANO Stephanie	1/2	50	1/1				0/1			1	1			2			39:23
13	WENDLING Isabelle	2/2	100	2/2							3			1				54:49
14	KORFANTY Myriam	2/6	33	0/2	1/1	0/2		1/1			2		1		1			33:52
16	NICOLAS Valerie																	50:13
17	GUEHL Delphine	1/1	100		1/1						1							23:26
20	TERVEL Raphaelle	1/3	33		1/3							1	1					36:28
Bench / Team																		
Totals		26/53	49	10/16	4/6	8/26	1/1	3/4		3	20	5	2	2	3			

No.	Name	Total Shots		6m Shots		Wing Shots		9m Shots		7m Shots		Fast Breaks		Breakthroughs	
		S/S	%	S/S	%	S/S	%	S/S	%	S/S	%	S/S	%	S/S	%
1	DUDZIAK Joanne	0/5	0	0/1	0	0/1	0	0/1	0	0/1	0			0/1	0
16	NICOLAS Valerie	11/41	27	2/11	18	0/4	0	4/9	44	2/6	33	1/9	11	2/2	100
Totals		11/46	24	2/12	17	0/5	0	4/10	40	2/7	29	1/9	11	2/3	67

Team Shots	Goals	Saves	Missed	Post	Blocked	Total	%
6m Shots	10	4	1	1		16	63
Wing Shots	4		1	1		6	67
9m Shots	8	9		3	6	26	31
7m Shots	1				n/a	1	100
Fast Breaks	3	1				4	75
Breakthroughs							
Totals	26	14	2	5	6	53	49

Number of Attacks: 64, Scoring Efficiency: 41%



Match Team Statistics

Ομαδικές Στατιστικές Αγώνα / Statistiques du match par équipe

Match No: 04

DEN 35 - 26 FRA
(16-11) (19-15)

Referees: (23) POZEZNIK J / (24) REPENSEK D (SLO)

FRA - France

Shots Distribution

Players			Goals / Shots		
2 CENDIER AJAGUIN I	3 VOGEIN E	4 LEJEUNE L	6 JACQUES M	7 MYARO N	8 PECQUEUX ROLLAND V
0/1	1/1	0/2	0/1		
2/3	1/1	2/4	1/1	2/2	1/1
1-Post		1-Post 4-Blocked	2-Post		1-Missed
10 HERBRECHT S	11 CANO S	13 WENDLING I	14 KORFANTY M	17 GUEHL D	20 TERVEL R
1/1		1/1	0/1		
0/1	1/2		2/2	1/1	1/1
1-Post 1-Blocked			1-Blocked		1-Missed 1-Post

Team

Offence

Defence

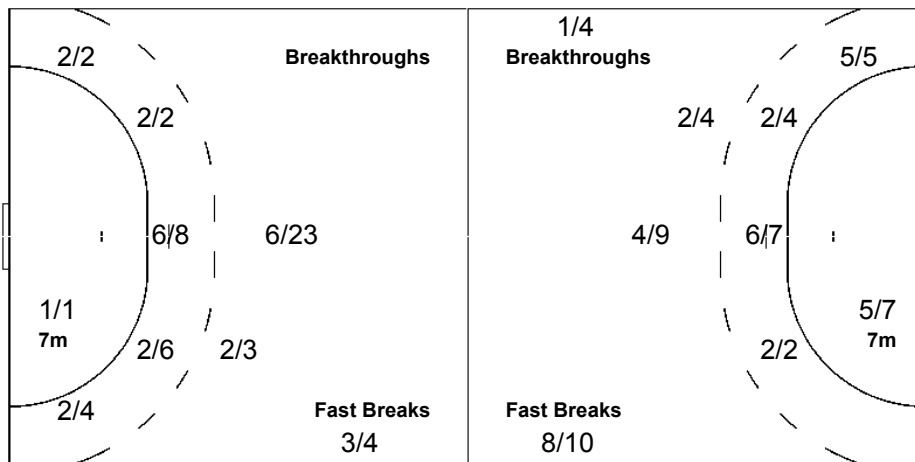
Goalkeepers

Goals / Shots

1/1	2/2	2/2
1/7	1/1	2/5
7/11	2/2	8/9
2-Missed	5-Post	6-Blocked

Saves / Shots

0/4	2/3	2/2
4/8		2/3
0/7	0/7	1/12



1 DUDZIAK J

0/1		
0/1	0/2	0/1

16 NICOLAS V

0/3	2/3	2/2
4/8		2/3
0/6	0/5	1/11

LEGEND									
G/S	Goals / Shots	%	Efficiency	6m	6-metre Shots	7m	7-metre Shots	9m	9-metre Shots
S/S	Saves / Shots	Wing	Wing Shots	FB	Fast Breaks	BT	Breakthroughs	EX	Exclusions
AS	Assists	TF	Technical Faults	ST	Steals	BS	Blocked Shots	TP	Time Played
YC	Yellow Cards	RC	Red Cards	n/a	not applicable	2Min	2 Minute Suspensions		
+	2 Minute + 2 Minute Suspensions								



Results

Αποτελέσματα / Résultats

Match No: 07

KOR 29 - 29 DEN
(14-13) (15-16)

Referees: (11) BAVAS F / (12) MIGAS S (GRE)

RUNNING SCORE

KOR - DEN

KOR - Korea

Players		Shots								Penalties			
No.	Name	G/S	%	6m	Wing	9m	7m	FB	BT	YC	2Min	RC	EX
1	OH Yong Ran												
2	WOO Sun Hee	8/8	100		3/3	1/1		4/4					
4	HUH Soon Young	4/5	80	4/5						1	2		
5	LEE Gong Joo												
7	JANG So Hee	3/4	75		3/3			0/1			1		
8	KIM Hyun Ok												
9	KIM Cha Youn	0/1	0	0/1									
10	OH Seong Ok	5/9	56	2/2		1/5		1/1	1/1				
12	MOON Kyeong Ha												
13	LIM O Kyeong	1/3	33			1/2	0/1						
15	LEE Sang Eun	6/7	86			3/3	0/1		3/3	1			
17	MYOUNG Bok Hee	0/2	0			0/2					1		
19	CHOI Im Jeong	2/9	22	0/1		1/4			1/4	1	1		
20	MOON Pil Hee	0/5	0	0/1		0/4					2		
Bench / Team													
Totals		29/53	55	6/10	6/6	7/21	0/2	5/6	5/8	3	7		

Goalkeepers		Saves							
No.	Name	S/S	%	6m	Wing	9m	7m	FB	BT
1	OH Yong Ran	5/20	25	1/5	0/2	2/7	1/2	1/3	0/1
12	MOON Kyeong Ha	9/23	39	3/7	1/1	5/7		0/4	0/4
Totals		14/43	33	4/12	1/3	7/14	1/2	1/7	0/5

DEN - Denmark

Players		Shots								Penalties			
No.	Name	G/S	%	6m	Wing	9m	7m	FB	BT	YC	2Min	RC	EX
2	SKOV Rikke	0/1	0	0/1						1			
3	MIKKELSEN Henriette Roende	0/1	0		0/1								
5	VESTERGAARD Mette	3/6	50	2/2		1/4				1			
10	JOERGENSEN Rikke Hoerlykke												
11	THOMSEN Camilla Ingemann	2/3	67	2/3							1		
12	MORTENSEN Karin Oernhoej												
13	KIAERSKOU Lotte	7/8	88			5/6	1/1		1/1				
14	JENSEN Trine	1/2	50			0/1		1/1					
15	FRUELUND Katrine	7/11	64	2/2		1/4	0/1		4/4	1	2		
16	SCHMIDT Rikke												
17	ANDERSEN Kristine	0/1	0			0/1							
18	BROEDSGAARD Karen	1/4	25	1/3				0/1					
19	DAUGAARD Line	3/3	100	1/1				2/2					
21	TOURAY Josephine	5/8	63		2/3	0/1		3/4					
Bench / Team													
Totals		29/48	60	8/12	2/4	7/17	1/2	6/8	5/5	3	3		

Goalkeepers		Saves							
No.	Name	S/S	%	6m	Wing	9m	7m	FB	BT
12	MORTENSEN Karin Oernhoej	11/30	37	3/5	0/5	3/9	2/2	1/4	2/5
16	SCHMIDT Rikke	3/13	23	0/4	0/1	3/4		0/2	0/2
Totals		14/43	33	3/9	0/6	6/13	2/2	1/6	2/7

1st Half	
0 (2')	1 FRUELUND K
0 (3')	2 DAUGAARD L
1 (4')	2
1 (5')	3 FRUELUND K
2 (5')	3
2 (6')	4 TOURAY J
3 (6')	4
4 (8')	4
5 (8')	4
5 (9')	5 FRUELUND K
6 (9')	5
7 (11')	5
7 (13')	6 FRUELUND K
7 (14')	7 TOURAY J
8 (15')	7
9 (16')	7
10 (17')	7
10 (20')	8 KIAERSKOU L
11 (21')	8
11 (21')	9 KIAERSKOU L
12 (23')	9
12 (23')	10 THOMSEN C
12 (24')	11 JENSEN T
13 (25')	11
13 (28')	12 KIAERSKOU L
13 (30')	13 FRUELUND K
14 (30')	13

2nd Half	
15 (31')	13
15 (33')	14 KIAERSKOU L
16 (33')	14
16 (34')	15 VESTERGAARD M
16 (36')	16 DAUGAARD L
17 (37')	16
17 (38')	17 BROEDSGAARD K
18 (39')	17
18 (39')	18 KIAERSKOU L
19 (40')	18
19 (40')	19 DAUGAARD L
19 (41')	20 TOURAY J
20 (41')	20
21 (42')	20
21 (43')	21 TOURAY J
22 (44')	21
22 (44')	22 FRUELUND K
23 (45')	22
24 (46')	22
24 (47')	23 KIAERSKOU L
25 (48')	23
25 (48')	24 THOMSEN C
25 (49')	25 FRUELUND K
26 (50')	25
26 (52')	26 VESTERGAARD M
27 (54')	26
27 (54')	27 KIAERSKOU L
27 (57')	28 TOURAY J
28 (58')	28
29 (59')	28
29 (60')	29 VESTERGAARD M

LEGEND									
G/S	Goals / Shots	%	Efficiency	6m	6-metre Shots	7m	7-metre Shots	9m	9-metre Shots
S/S	Saves / Shots	Wing	Wing Shots	FB	Fast Breaks	BT	Breakthroughs	EX	Exclusions
YC	Yellow Cards	RC	Red Cards	2Min	2 Minute Suspensions				
+	2 Minute + 2 Minute Suspensions								



Match Team Statistics

Ομαδικές Στατιστικές Αγώνα / Statistiques du match par équipe

Match No: 07

KOR 29 - 29 DEN
(14-13) (15-16)

Referees: (11) BAVAS F / (12) MIGAS S (GRE)

KOR - Korea

Players		Shots								Offence		Defence		Penalties				TP
No.	Name	G/S	%	6m	Wing	9m	7m	FB	BT	AS	TF	ST	BS	YC	2Min	RC	EX	
1	OH Yong Ran																	26:53
2	WOO Sun Hee	8/8	100		3/3	1/1		4/4										60:00
4	HUH Soon Young	4/5	80	4/5							3	3		1	2			53:11
5	LEE Gong Joo																	30:16
7	JANG So Hee	3/4	75		3/3			0/1		1						1		30:00
8	KIM Hyun Ok																	
9	KIM Cha Youn	0/1	0	0/1									1					45:39
10	OH Seong Ok	5/9	56	2/2		1/5		1/1	1/1	4	7	1						28:09
12	MOON Kyeong Ha									2	1							33:07
13	LIM O Kyeong	1/3	33			1/2	0/1					2						07:59
15	LEE Sang Eun	6/7	86			3/3	0/1		3/3		3			1				39:53
17	MYOUNG Bok Hee	0/2	0			0/2					1					1		09:02
19	CHOI Im Jeong	2/9	22	0/1		1/4			1/4	1	1	1		1	1			49:38
20	MOON Pil Hee	0/5	0	0/1		0/4				4	2	1				2		33:53
	Bench / Team																	
	Totals	29/53	55	6/10	6/6	7/21	0/2	5/6	5/8	12	20	6	1	3	7			

Goalkeepers		Total Shots		6m Shots		Wing Shots		9m Shots		7m Shots		Fast Breaks		Breakthroughs	
No.	Name	S/S	%	S/S	%	S/S	%	S/S	%	S/S	%	S/S	%	S/S	%
1	OH Yong Ran	5/20	25	1/5	20	0/2	0	2/7	29	1/2	50	1/3	33	0/1	0
12	MOON Kyeong Ha	9/23	39	3/7	43	1/1	100	5/7	71			0/4	0	0/4	0
	Totals	14/43	33	4/12	33	1/3	33	7/14	50	1/2	50	1/7	14	0/5	0

Team Shots	Goals	Saves	Missed	Post	Blocked	Total	%
6m Shots	6	3	1			10	60
Wing Shots	6					6	100
9m Shots	7	6	1	4	3	21	33
7m Shots		2			n/a	2	0
Fast Breaks	5	1				6	83
Breakthroughs	5	2	1			8	63
Totals	29	14	3	4	3	53	55

Number of Attacks: 69, Scoring Efficiency: 42%



Match Team Statistics

Ομαδικές Στατιστικές Αγώνα / Statistiques du match par équipe

Match No: 07

KOR 29 - 29 DEN
(14-13) (15-16)

Referees: (11) BAVAS F / (12) MIGAS S (GRE)

KOR - Korea

Shots Distribution

Players

Goals / Shots

2 WOO S

1/1	1/1	3/3
1/1	1/1	1/1

4 HUH S

	1/1	1/1
1/1		
	1/2	

5 LEE G

7 JANG S

1/1		
1/2		1/1

8 KIM H

9 KIM C

1-Missed

10 OH S

0/1		
1/1		
3/4	1/1	

1-Post 1-Blocked

13 LIM O

	0/2	
1/1		

15 LEE S

1/1		1/1
3/3		1/2

17 MYOUNG B

1-Post 1-Blocked

19 CHOI I

	0/1	
0/2		2/2
		0/1

1-Missed 1-Post 1-Blocked

20 MOON P

		0/1
0/1		0/1

1-Missed 1-Post

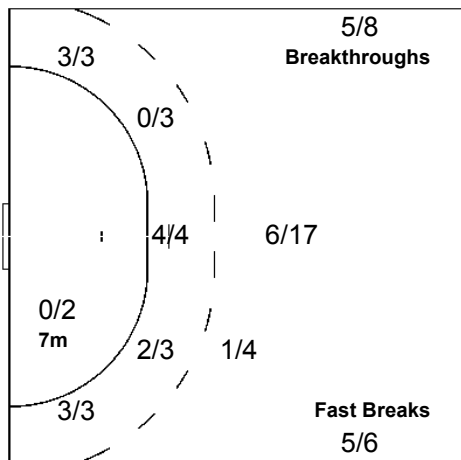
Team

Goals / Shots

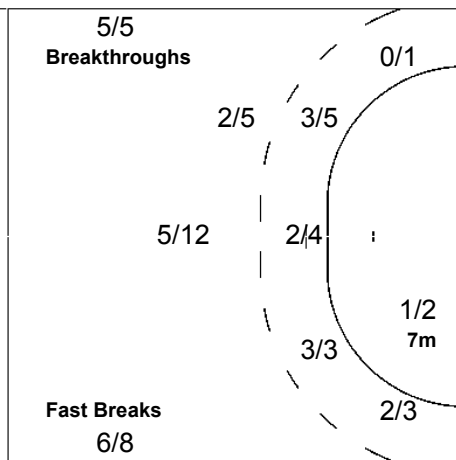
3/4	2/5	5/5
2/4		2/3
9/12	3/4	3/6

3-Missed 4-Post 3-Blocked

Offence



Defence



Goalkeepers

Saves / Shots

0/1	2/7	0/2
3/7	1/3	2/7
2/6	1/2	3/8

1 OH Y

0/1	0/2	0/2
0/2	0/2	1/2
1/3	1/2	2/4

12 MOON K

	2/5	
3/5	1/1	1/5
1/3		1/4



Match Team Statistics

Ομαδικές Στατιστικές Αγώνα / Statistiques du match par équipe

Match No: 07

KOR 29 - 29 DEN
(14-13) (15-16)

Referees: (11) BAVAS F / (12) MIGAS S (GRE)

DEN - Denmark

No.	Name	Shots								Offence		Defence		Penalties			TP	
		G/S	%	6m	Wing	9m	7m	FB	BT	AS	TF	ST	BS	YC	2Min	RC		EX
2	SKOV Rikke	0/1	0	0/1							1				1			25:11
3	MIKKELSEN Henriette Roende	0/1	0		0/1						1							11:04
5	VESTERGAARD Mette	3/6	50	2/2		1/4					4	5			1			45:50
10	JOERGENSEN Rikke Hoerlykke										1	3						09:59
11	THOMSEN Camilla Ingemann	2/3	67	2/3								1				1		29:06
12	MORTENSEN Karin Oernhoej																	39:36
13	KIAERSKOU Lotte	7/8	88			5/6	1/1		1/1	1	1							27:35
14	JENSEN Trine	1/2	50			0/1			1/1			1						14:06
15	FRUELUND Katrine	7/11	64	2/2		1/4	0/1		4/4	6	4	3	1	1	2			48:36
16	SCHMIDT Rikke																	20:24
17	ANDERSEN Kristine	0/1	0			0/1						1						06:55
18	BROEDSGAARD Karen	1/4	25	1/3					0/1			1	3	1				34:23
19	DAUGAARD Line	3/3	100	1/1					2/2			1						48:56
21	TOURAY Josephine	5/8	63		2/3	0/1			3/4	1	2	1						58:19
	Bench / Team																	
	Totals	29/48	60	8/12	2/4	7/17	1/2	6/8	5/5	15	20	7	4	3	3			

No.	Name	Total Shots		6m Shots		Wing Shots		9m Shots		7m Shots		Fast Breaks		Breakthroughs	
		S/S	%	S/S	%	S/S	%	S/S	%	S/S	%	S/S	%	S/S	%
12	MORTENSEN Karin Oernhoej	11/30	37	3/5	60	0/5	0	3/9	33	2/2	100	1/4	25	2/5	40
16	SCHMIDT Rikke	3/13	23	0/4	0	0/1	0	3/4	75			0/2	0	0/2	0
	Totals	14/43	33	3/9	33	0/6	0	6/13	46	2/2	100	1/6	17	2/7	29

Team Shots	Goals	Saves	Missed	Post	Blocked	Total	%
6m Shots	8	4				12	67
Wing Shots	2	1	1			4	50
9m Shots	7	7	2		1	17	41
7m Shots	1	1			n/a	2	50
Fast Breaks	6	1		1		8	75
Breakthroughs	5					5	100
Totals	29	14	3	1	1	48	60

Number of Attacks: 68, Scoring Efficiency: 43%



Match Team Statistics

Ομαδικές Στατιστικές Αγώνα / Statistiques du match par équipe

Match No: 07

KOR 29 - 29 DEN
(14-13) (15-16)

Referees: (11) BAVAS F / (12) MIGAS S (GRE)

DEN - Denmark

Shots Distribution

Players

Goals / Shots

2 SKOV R	3 MIKKELSEN H	5 VESTERGAARD M	10 JOERGENSEN R	11 THOMSEN C	13 KIAERSKOU L
0/1		1/1 1/2 0/1		0/1 2/2	1/1 1/1 1/1 1/1
	1-Missed				1-Missed
14 JENSEN T	15 FRUELUND K	17 ANDERSEN K	18 BROEDSGAARD K	19 DAUGAARD L	21 TOURAY J
0/1 1/1	2/2 1/1 2/3 2/3 0/1	0/1	1/2 0/1 0/1	2/2 1/1	1/2 1/1 2/2
	1-Blocked				1-Missed 1-Post

Team

Offence

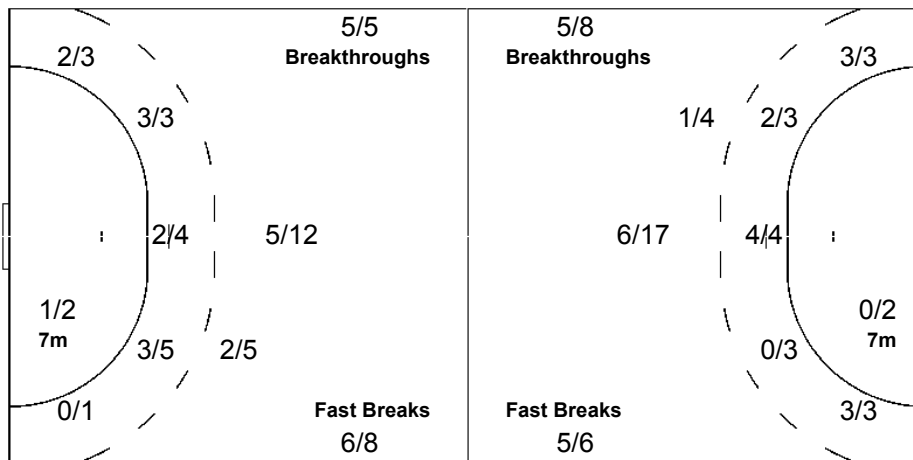
Defence

Goalkeepers

Goals / Shots

1/1	5/7	2/2
4/7	2/3	5/7
4/6	1/2	5/8

3-Missed 1-Post 1-Blocked



Saves / Shots

1/4	3/5	0/5
2/4		1/3
3/12	1/4	3/6

12 MORTENSEN K

0/2	2/3	0/4
2/3		1/2
2/8	1/2	3/6

16 SCHMIDT R

1/2	1/2	0/1
0/1		0/1
1/4	0/2	

LEGEND

G/S Goals / Shots	% Efficiency	6m 6-metre Shots	7m 7-metre Shots	9m 9-metre Shots
S/S Saves / Shots	Wing Wing Shots	FB Fast Breaks	BT Breakthroughs	EX Exclusions
AS Assists	TF Technical Faults	ST Steals	BS Blocked Shots	TP Time Played
YC Yellow Cards	RC Red Cards	n/a not applicable	2Min 2 Minute Suspensions	
+ 2 Minute + 2 Minute Suspensions				



Results

Αποτελέσματα / Résultats

Match No: 08

FRA 27 - 20 ESP
(13-10) (14-10)

Referees: (9) LEMME F / (10) ULLRICH B (GER)

RUNNING SCORE

FRA - ESP

FRA - France

Players		Shots								Penalties			
No.	Name	G/S	%	6m	Wing	9m	7m	FB	BT	YC	2Min	RC	EX
1	DUDZIAK Joanne												
2	CENDIER AJAGUIN Isabelle												
3	VOGEIN Estelle												
4	LEJEUNE Leila	6/9	67			3/5	3/4						
5	DELERCE Sandrine										1		
7	MYARO Nodjiale	0/3	0	0/1		0/1	0/1						
8	PECQUEUX ROLLAND Veronique	5/8	63	2/2				3/5	0/1	1			
10	HERBRECHT Sophie	1/3	33			0/2		1/1			1		
11	CANO Stephanie	3/5	60		1/2			2/2	0/1				
13	WENDLING Isabelle	3/3	100	2/2					1/1	1			
14	KORFANTY Myriam	2/2	100			2/2				1	1		
16	NICOLAS Valerie												
17	GUEHL Delphine	1/2	50	0/1					1/1		1		
20	TERVEL Raphaelle	6/7	86		4/5			2/2					
Bench / Team													
Totals		27/42	64	4/6	5/7	5/10	3/5	8/10	2/4	3	4		

Goalkeepers		Saves							
No.	Name	S/S	%	6m	Wing	9m	7m	FB	BT
1	DUDZIAK Joanne								
16	NICOLAS Valerie	12/32	38	1/7	0/1	8/12	1/5	1/5	1/2
Totals		12/32	38	1/7	0/1	8/12	1/5	1/5	1/2

ESP - Spain

Players		Shots								Penalties			
No.	Name	G/S	%	6m	Wing	9m	7m	FB	BT	YC	2Min	RC	EX
1	LOPEZ Elisabeth												
2	GARCIA Soraya	0/1	0			0/1				1	1		
3	PAREJA Susana	2/3	67		1/1			1/2					
5	AMOROS Vanessa												
6	LOPEZ Cristina	0/1	0		0/1					1			
8	GOMEZ Cristina	2/3	67	2/3									
9	MANGUE Marta	3/4	75	1/1		2/2		0/1		1			
10	BOX Diana	1/1	100	1/1									
11	PUCHE Montserrat	5/10	50	1/1		0/4	4/5						
13	FRAILE Susana	0/5	0			0/5					1		
14	ALONSO Patricia	4/9	44			1/5		2/2	1/2				
15	ORTUNO Isabel	1/3	33			1/3					1		
16	SANCHEZ Eugenia												
20	ONCINA Noelia	2/2	100	1/1				1/1					
Bench / Team													
Totals		20/42	48	6/7	1/2	4/20	4/5	4/6	1/2	3	3		

Goalkeepers		Saves							
No.	Name	S/S	%	6m	Wing	9m	7m	FB	BT
1	LOPEZ Elisabeth	0/5	0	0/1	0/2	0/1		0/1	
16	SANCHEZ Eugenia	12/34	35	1/4	2/5	3/7	2/5	2/9	2/4
Totals		12/39	31	1/5	2/7	3/8	2/5	2/10	2/4

		1st Half			
CANO S	1 (1')	0			
1 (2')	1				
2 (3')	1				
2 (4')	2				
2 (6')	3				
3 (6')	3				
3 (6')	4				
4 (8')	4				
5 (9')	4				
5 (9')	5				
6 (11')	5				
7 (13')	5				
8 (13')	5				
9 (14')	5				
10 (15')	5				
11 (21')	5				
12 (22')	5				
12 (23')	6				
12 (24')	7				
12 (26')	8				
13 (27')	8				
13 (27')	9				
13 (28')	10				

		2nd Half			
13 (31')	11				
13 (31')	12				
14 (32')	12				
15 (36')	12				
15 (37')	13				
15 (38')	14				
16 (39')	14				
17 (40')	14				
18 (42')	14				
18 (47')	15				
19 (48')	15				
20 (49')	15				
20 (49')	16				
21 (51')	16				
22 (52')	16				
22 (52')	17				
23 (56')	17				
24 (56')	17				
24 (56')	18				
24 (57')	19				
24 (58')	20				
25 (59')	20				
26 (59')	20				
27 (60')	20				

LEGEND									
G/S	Goals / Shots	%	Efficiency	6m	6-metre Shots	7m	7-metre Shots	9m	9-metre Shots
S/S	Saves / Shots	Wing	Wing Shots	FB	Fast Breaks	BT	Breakthroughs	EX	Exclusions
YC	Yellow Cards	RC	Red Cards	2Min	2 Minute Suspensions				
+	2 Minute + 2 Minute Suspensions								



Match Team Statistics

Ομαδικές Στατιστικές Αγώνα / Statistiques du match par équipe

Match No: 08

FRA 27 - 20 ESP
(13-10) (14-10)

Referees: (9) LEMME F / (10) ULLRICH B (GER)

FRA - France

Players		Shots								Offence		Defence		Penalties				TP
No.	Name	G/S	%	6m	Wing	9m	7m	FB	BT	AS	TF	ST	BS	YC	2Min	RC	EX	
1	DUDZIAK Joanne																	
2	CENDIER AJAGUIN Isabelle										1							02:59
3	VOGEIN Estelle																	
4	LEJEUNE Leila	6/9	67			3/5	3/4			4	5	1	1					44:19
5	DELERCE Sandrine										2				1			07:14
7	MYARO Nodjiale	0/3	0	0/1		0/1	0/1				1							13:08
8	PECQUEUX ROLLAND Veronique	5/8	63	2/2				3/5	0/1	3	1	3		1				45:33
10	HERBRECHT Sophie	1/3	33			0/2		1/1		2	3	2			1			51:10
11	CANO Stephanie	3/5	60		1/2			2/2	0/1		2	3						59:44
13	WENDLING Isabelle	3/3	100	2/2					1/1	1	1	1	2	1				47:01
14	KORFANTY Myriam	2/2	100			2/2				1	3	2		1	1			28:48
16	NICOLAS Valerie									1								60:00
17	GUEHL Delphine	1/2	50	0/1					1/1		1				1			07:20
20	TERVEL Raphaëlle	6/7	86		4/5			2/2		1		4						52:44
	Bench / Team																	
	Totals	27/42	64	4/6	5/7	5/10	3/5	8/10	2/4	13	20	16	3	3	4			

Goalkeepers		Total Shots		6m Shots		Wing Shots		9m Shots		7m Shots		Fast Breaks		Breakthroughs	
No.	Name	S/S	%	S/S	%	S/S	%	S/S	%	S/S	%	S/S	%	S/S	%
1	DUDZIAK Joanne														
16	NICOLAS Valerie	12/32	38	1/7	14	0/1	0	8/12	67	1/5	20	1/5	20	1/2	50
	Totals	12/32	38	1/7	14	0/1	0	8/12	67	1/5	20	1/5	20	1/2	50

Team Shots	Goals	Saves	Missed	Post	Blocked	Total	%
6m Shots	4	1		1		6	67
Wing Shots	5	2				7	71
9m Shots	5	3		1	1	10	50
7m Shots	3	2			n/a	5	60
Fast Breaks	8	2				10	80
Breakthroughs	2	2				4	50
Totals	27	12		2	1	42	64

Number of Attacks: 59, Scoring Efficiency: 46%



Match Team Statistics

Ομαδικές Στατιστικές Αγώνα / Statistiques du match par équipe

Match No: 08

FRA 27 - 20 ESP
(13-10) (14-10)

Referees: (9) LEMME F / (10) ULLRICH B (GER)

FRA - France

Shots Distribution

Players			Goals / Shots		
2 CENDIER AJAGUIN I	3 VOGEIN E	4 LEJEUNE L	5 DELERCE S	7 MYARO N	8 PECQUEUX ROLLAND V
		1/1			0/1 0/1
		0/1			2/2
		3/3			0/1
				0/1	3/3
		1-Blocked		2-Post	
10 HERBRECHT S	11 CANO S	13 WENDLING I	14 KORFANTY M	17 GUEHL D	20 TERVEL R
	1/1		1/1	0/1	0/1
1/1 0/1 0/1	0/1	1/1			2/2
	1/2 1/1	2/2		1/1	2/2 2/2

Team

Offence

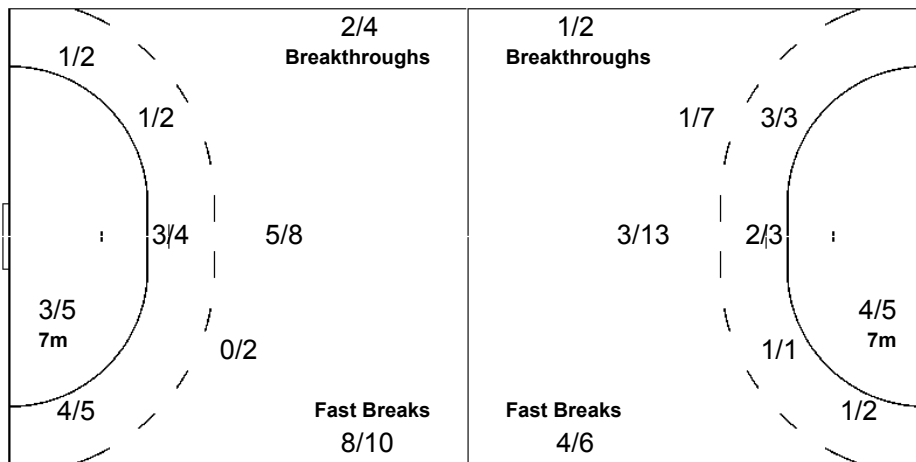
Defence

Goalkeepers

Goals / Shots

Saves / Shots

1/2	2/4	1/2
4/6	0/1	3/6
6/8	6/6	4/4
	2-Post	1-Blocked



0/3		1/1
3/5	1/1	2/5
3/7	2/2	0/8

1 DUDZIAK J		

16 NICOLAS V		
0/3		1/1
3/5	1/1	2/5
3/7	2/2	0/8



Match Team Statistics

Ομαδικές Στατιστικές Αγώνα / Statistiques du match par équipe

Match No: 08

FRA 27 - 20 ESP
(13-10) (14-10)

Referees: (9) LEMME F / (10) ULLRICH B (GER)

ESP - Spain

No.	Name	Shots								Offence		Defence		Penalties				TP
		G/S	%	6m	Wing	9m	7m	FB	BT	AS	TF	ST	BS	YC	2Min	RC	EX	
1	LOPEZ Elisabeth																	08:33
2	GARCIA Soraya	0/1	0			0/1					2			1	1			25:08
3	PAREJA Susana	2/3	67		1/1			1/2				1						16:12
5	AMOROS Vanessa																	
6	LOPEZ Cristina	0/1	0		0/1						1			1				47:00
8	GOMEZ Cristina	2/3	67	2/3						1	1							24:28
9	MANGUE Marta	3/4	75	1/1		2/2		0/1		1	5	1		1				36:21
10	BOX Diana	1/1	100	1/1						1	3	2						33:08
11	PUCHE Montserrat	5/10	50	1/1		0/4	4/5			1	4							30:21
13	FRAILE Susana	0/5	0			0/5				1	4		1		1			37:31
14	ALONSO Patricia	4/9	44			1/5		2/2	1/2	2		2						40:15
15	ORTUNO Isabel	1/3	33			1/3									1			09:47
16	SANCHEZ Eugenia																	51:27
20	ONCINA Noelia	2/2	100	1/1				1/1		2	2	3						59:49
Bench / Team																		
Totals		20/42	48	6/7	1/2	4/20	4/5	4/6	1/2	9	22	9	1	3	3			

Goalkeepers		Total Shots		6m Shots		Wing Shots		9m Shots		7m Shots		Fast Breaks		Breakthroughs	
No.	Name	S/S	%	S/S	%	S/S	%	S/S	%	S/S	%	S/S	%	S/S	%
1	LOPEZ Elisabeth	0/5	0	0/1	0	0/2	0	0/1	0			0/1	0		
16	SANCHEZ Eugenia	12/34	35	1/4	25	2/5	40	3/7	43	2/5	40	2/9	22	2/4	50
Totals		12/39	31	1/5	20	2/7	29	3/8	38	2/5	40	2/10	20	2/4	50

Team Shots	Goals	Saves	Missed	Post	Blocked	Total	%
6m Shots	6	1				7	86
Wing Shots	1			1		2	50
9m Shots	4	8	3	2	3	20	20
7m Shots	4	1			n/a	5	80
Fast Breaks	4	1		1		6	67
Breakthroughs	1	1				2	50
Totals	20	12	3	4	3	42	48

Number of Attacks: 59, Scoring Efficiency: 34%



Match Team Statistics

Ομαδικές Στατιστικές Αγώνα / Statistiques du match par équipe

Match No: 08

FRA 27 - 20 ESP
(13-10) (14-10)

Referees: (9) LEMME F / (10) ULLRICH B (GER)

ESP - Spain

Shots Distribution

Players

Goals / Shots

2 GARCIA S	3 PAREJA S	5 AMOROS V	6 LOPEZ C	8 GOMEZ C	9 MANGUE M
1-Missed	1-Post		1-Post	0/1 2/2	1/1 1/2 1/1
10 BOX D	11 PUCHE M	13 FRAILE S	14 ALONSO P	15 ORTUNO I	20 ONCINA N
	1-Blocked	1-Missed 1-Post	1-Missed 1-Post 1-Blocked	1-Blocked	

Team

Offence

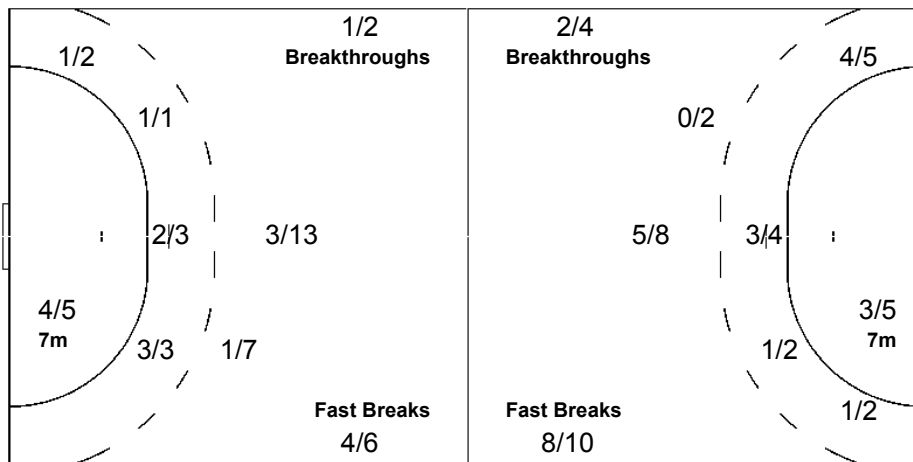
Defence

Goalkeepers

Goals / Shots

3/3	0/1
2/5	3/5
4/7	8/8

3-Missed 4-Post 3-Blocked



Saves / Shots

1/2	2/4	1/2
2/6	1/1	3/6
2/8	0/6	0/4

1 LOPEZ E

0/1	0/1
0/1	
	0/2

16 SANCHEZ E

1/1	2/3	1/2
2/5	1/1	3/6
2/8	0/4	0/4

LEGEND								
G/S Goals / Shots	% Efficiency	6m 6-metre Shots	7m 7-metre Shots	9m 9-metre Shots				
S/S Saves / Shots	Wing Wing Shots	FB Fast Breaks	BT Breakthroughs	EX Exclusions				
AS Assists	TF Technical Faults	ST Steals	BS Blocked Shots	TP Time Played				
YC Yellow Cards	RC Red Cards	n/a not applicable	2Min 2 Minute Suspensions					
+ 2 Minute + 2 Minute Suspensions								



Results

Αποτελέσματα / Résultats

Match No: 09

ANG 30 - 40 KOR
(12-19) (18-21)

Referees: (15) NACHEVSKI D / (16) NACHEVSKI M (MKD)

RUNNING SCORE

ANG - KOR

ANG - Angola

Players		Shots								Penalties			
No.	Name	G/S	%	6m	Wing	9m	7m	FB	BT	YC	2Min	RC	EX
1	TAVARES Odete												
3	BENGUE Ilda	11/14	79	1/1		5/8	3/3		2/2				
4	LARICA Belina	2/2	100			1/1			1/1				
6	AMARAL Rosa	0/1	0	0/1						1			
7	JOLOLO Ines	0/1	0		0/1								
8	ALMEIDA Nair	5/7	71	1/1		2/3			2/3	1	1		
9	TORRES Lili												
10	FERNANDES Isabel	5/5	100		2/2	2/2			1/1				
11	KIALA Luisa	1/2	50			0/1			1/1				
12	BARBOSA Neyde												
14	PIO Dionisia	5/9	56		4/6	0/1		1/2					
15	NETO Anica	1/1	100	1/1									
16	PEDRO Maria												
18	TAVARES Elzira									1			
Bench / Team													
Totals		30/42	71	3/4	6/9	10/16	3/3	1/2	7/8	3	1		

Goalkeepers		Saves							
No.	Name	S/S	%	6m	Wing	9m	7m	FB	BT
1	TAVARES Odete	0/7	0		0/1	0/2	0/1	0/3	
12	BARBOSA Neyde	0/8	0	0/3		0/1	0/2	0/2	
16	PEDRO Maria	9/34	26	0/9	3/4	5/10	0/4	1/6	0/1
Totals		9/49	18	0/12	3/5	5/13	0/7	1/11	0/1

KOR - Korea

Players		Shots								Penalties			
No.	Name	G/S	%	6m	Wing	9m	7m	FB	BT	YC	2Min	RC	EX
1	OH Yong Ran												
2	WOO Sun Hee	3/5	60		1/3			2/2					
4	HUH Soon Young	2/2	100	1/1				1/1		1			
5	LEE Gong Joo												
7	JANG So Hee	3/5	60		1/3			2/2					
8	KIM Hyun Ok												
9	KIM Cha Youn	8/9	89	6/7				2/2			2		
10	OH Seong Ok	10/14	71	2/2		4/7		3/4	1/1				
12	MOON Kyeong Ha												
13	LIM O Kyeong	1/2	50			0/1	1/1						
15	LEE Sang Eun	9/12	75	3/3		1/4	5/5			1			
17	MYOUNG Bok Hee												
19	CHOI Im Jeong	2/6	33			1/5	1/1			1			
20	MOON Pil Hee	2/3	67			2/3					1		
Bench / Team													
Totals		40/58	69	12/13	2/6	8/20	7/7	10/11	1/1	3	3		

Goalkeepers		Saves							
No.	Name	S/S	%	6m	Wing	9m	7m	FB	BT
1	OH Yong Ran	2/19	11	0/1	0/3	2/9	0/2	0/1	0/3
12	MOON Kyeong Ha	1/14	7	0/2	0/3	1/4	0/1		0/4
Totals		3/33	9	0/3	0/6	3/13	0/3	0/1	0/7

1st Half		
	0 (1') 1	WOO S
BENGUE I	1 (1') 1	
ALMEIDA N	2 (4') 1	
	2 (5') 2	HUH S
BENGUE I	3 (8') 2	
	3 (9') 3	OH S
BENGUE I	4 (10') 3	
	4 (10') 4	LEE S
	4 (12') 5	WOO S
BENGUE I	5 (14') 5	
	5 (14') 6	OH S
PIO D	6 (14') 6	
	6 (15') 7	HUH S
KIALA L	7 (15') 7	
	7 (16') 8	LEE S
PIO D	8 (17') 8	
	8 (18') 9	CHOI I
	8 (18') 10	OH S
FERNANDES I	9 (19') 10	
	9 (20') 11	CHOI I
	9 (21') 12	MOON P
BENGUE I	10 (22') 12	
	10 (24') 13	OH S
	10 (25') 14	OH S
	10 (26') 15	JANG S
BENGUE I	11 (26') 15	
	11 (27') 16	MOON P
	11 (27') 17	OH S
BENGUE I	12 (29') 17	
	12 (30') 18	JANG S
	12 (30') 19	WOO S
2nd Half		
NETO A	13 (32') 19	
	13 (32') 20	LEE S
ALMEIDA N	14 (33') 20	
BENGUE I	15 (35') 20	
	15 (35') 21	LEE S
	15 (35') 22	KIM C
ALMEIDA N	16 (36') 22	
BENGUE I	17 (38') 22	
	17 (39') 23	OH S
	17 (39') 24	OH S
ALMEIDA N	18 (39') 24	
	18 (40') 25	KIM C
ALMEIDA N	19 (41') 25	
	19 (41') 26	LEE S
	19 (43') 27	LEE S
BENGUE I	20 (43') 27	
	20 (44') 28	LEE S
	20 (45') 29	KIM C
	20 (46') 30	JANG S
LARICA B	21 (46') 30	
	21 (47') 31	LEE S
	21 (47') 32	KIM C
	21 (48') 33	KIM C
FERNANDES I	22 (49') 33	
LARICA B	23 (50') 33	
	23 (51') 34	LEE S
PIO D	24 (51') 34	
BENGUE I	25 (52') 34	
PIO D	26 (53') 34	
FERNANDES I	27 (54') 34	
	27 (54') 35	KIM C
	27 (56') 36	OH S
FERNANDES I	28 (56') 36	
	28 (57') 37	OH S
PIO D	29 (58') 37	
	29 (58') 38	LIM O
FERNANDES I	30 (59') 38	
	30 (59') 39	KIM C
	30 (60') 40	KIM C

LEGEND									
G/S	Goals / Shots	%	Efficiency	6m	6-metre Shots	7m	7-metre Shots	9m	9-metre Shots
S/S	Saves / Shots	Wing	Wing Shots	FB	Fast Breaks	BT	Breakthroughs	EX	Exclusions
YC	Yellow Cards	RC	Red Cards	2Min	2 Minute Suspensions				
+	2 Minute + 2 Minute Suspensions								



Match Team Statistics

Ομαδικές Στατιστικές Αγώνα / Statistiques du match par équipe

Match No: 09

ANG 30 - 40 KOR

(12-19) (18-21)

Referees: (15) NACHEVSKI D / (16) NACHEVSKI M (MKD)

ANG - Angola

Players		Shots								Offence		Defence		Penalties				TP
No.	Name	G/S	%	6m	Wing	9m	7m	FB	BT	AS	TF	ST	BS	YC	2Min	RC	EX	
1	TAVARES Odete																	06:37
3	BENGUE Ilda	11/14	79	1/1		5/8	3/3		2/2		5							30:32
4	LARICA Belina	2/2	100			1/1			1/1	1	4	2						50:10
6	AMARAL Rosa	0/1	0	0/1								1	1	1				40:17
7	JOLOLO Ines	0/1	0		0/1													17:53
8	ALMEIDA Nair	5/7	71	1/1		2/3			2/3		6			1	1			48:08
9	TORRES Lili												1					10:22
10	FERNANDES Isabel	5/5	100		2/2	2/2			1/1		1	2						42:07
11	KIALA Luisa	1/2	50			0/1			1/1		8		1					23:09
12	BARBOSA Neyde																	07:42
14	PIO Dionisia	5/9	56		4/6	0/1		1/2			3	4						60:00
15	NETO Anica	1/1	100	1/1														17:16
16	PEDRO Maria											1						45:41
18	TAVARES Elzira												1	1				20:06
	Bench / Team																	
	Totals	30/42	71	3/4	6/9	10/16	3/3	1/2	7/8	1	27	10	4	3	1			

Goalkeepers		Total Shots		6m Shots		Wing Shots		9m Shots		7m Shots		Fast Breaks		Breakthroughs	
No.	Name	S/S	%	S/S	%	S/S	%	S/S	%	S/S	%	S/S	%	S/S	%
1	TAVARES Odete	0/7	0			0/1	0	0/2	0	0/1	0	0/3	0		
12	BARBOSA Neyde	0/8	0	0/3	0			0/1	0	0/2	0	0/2	0		
16	PEDRO Maria	9/34	26	0/9	0	3/4	75	5/10	50	0/4	0	1/6	17	0/1	0
	Totals	9/49	18	0/12	0	3/5	60	5/13	38	0/7	0	1/11	9	0/1	0

Team Shots	Goals	Saves	Missed	Post	Blocked	Total	%
6m Shots	3			1		4	75
Wing Shots	6		1	2		9	67
9m Shots	10	3	2	1		16	63
7m Shots	3				n/a	3	100
Fast Breaks	1			1		2	50
Breakthroughs	7			1		8	88
Totals	30	3	3	6		42	71

Number of Attacks: 67, Scoring Efficiency: 45%



Match Team Statistics

Ομαδικές Στατιστικές Αγώνα / Statistiques du match par équipe

Match No: 09

ANG 30 - 40 KOR
(12-19) (18-21)

Referees: (15) NACHEVSKI D / (16) NACHEVSKI M (MKD)

ANG - Angola

Shots Distribution

Players

Goals / Shots

3 BENGUE I			4 LARICA B			6 AMARAL R			7 JOLOLO I			8 ALMEIDA N			9 TORRES L		
1/1		2/3										2/2	1/1	2/2			
1/2		2/3															
3/3		2/2	1/1		1/1												
								1-Post			1-Post			2-Post			
10 FERNANDES I			11 KIALA L			14 PIO D			15 NETO A			18 TAVARES E					
		1/1	1/1														
		1/1															
2/2	1/1					4/4	1/1			1/1							
			1-Missed			2-Missed	2-Post										

Team

Offence

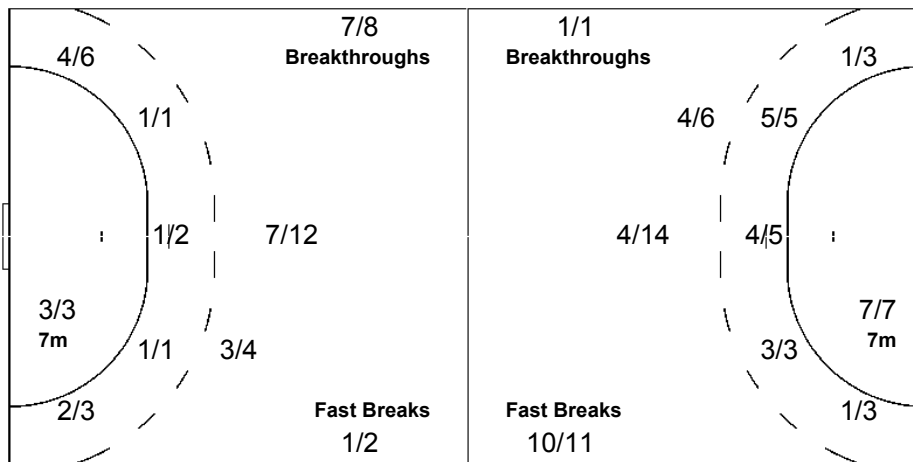
Defence

Goalkeepers

Goals / Shots

4/4	1/1	5/6
1/2		3/4
10/10	3/3	3/3

3-Missed 6-Post



Saves / Shots

0/3	0/3	1/4
0/4	1/3	0/5
2/15	3/8	2/4

1 TAVARES O

0/1		
0/1	0/1	
0/3	0/1	

12 BARBOSA N

	0/1	
0/3	0/3	0/1

16 PEDRO M

0/2	0/2	1/4
0/3	1/2	0/5
2/9	3/4	2/3



Match Team Statistics

Ομαδικές Στατιστικές Αγώνα / Statistiques du match par équipe

Match No: 09

ANG 30 - 40 KOR
(12-19) (18-21)

Referees: (15) NACHEVSKI D / (16) NACHEVSKI M (MKD)

KOR - Korea

No.	Name	Shots								Offence		Defence		Penalties				TP
		G/S	%	6m	Wing	9m	7m	FB	BT	AS	TF	ST	BS	YC	2Min	RC	EX	
1	OH Yong Ran									1								35:30
2	WOO Sun Hee	3/5	60		1/3			2/2			1							60:00
4	HUH Soon Young	2/2	100	1/1				1/1		1	1	3		1				45:56
5	LEE Gong Joo																	
7	JANG So Hee	3/5	60		1/3			2/2		2	1	1						60:00
8	KIM Hyun Ok																	
9	KIM Cha Youn	8/9	89	6/7				2/2			2				2			30:00
10	OH Seong Ok	10/14	71	2/2		4/7		3/4	1/1	7	5	4						51:24
12	MOON Kyeong Ha																	24:30
13	LIM O Kyeong	1/2	50			0/1	1/1			3								06:45
15	LEE Sang Eun	9/12	75	3/3		1/4	5/5			4	3	1		1				48:29
17	MYOUNG Bok Hee																	
19	CHOI Im Jeong	2/6	33			1/5	1/1			5	2			1				43:07
20	MOON Pil Hee	2/3	67			2/3				1	1				1			14:19
	Bench / Team																	
Totals		40/58	69	12/13	2/6	8/20	7/7	10/11	1/1	24	16	9		3	3			

No.	Name	Total Shots		6m Shots		Wing Shots		9m Shots		7m Shots		Fast Breaks		Breakthroughs	
		S/S	%	S/S	%	S/S	%	S/S	%	S/S	%	S/S	%	S/S	%
1	OH Yong Ran	2/19	11	0/1	0	0/3	0	2/9	22	0/2	0	0/1	0	0/3	0
12	MOON Kyeong Ha	1/14	7	0/2	0	0/3	0	1/4	25	0/1	0			0/4	0
Totals		3/33	9	0/3	0	0/6	0	3/13	23	0/3	0	0/1	0	0/7	0

Team Shots	Goals	Saves	Missed	Post	Blocked	Total	%
6m Shots	12		1			13	92
Wing Shots	2	3		1		6	33
9m Shots	8	5	1	2	4	20	40
7m Shots	7				n/a	7	100
Fast Breaks	10	1				11	91
Breakthroughs	1					1	100
Totals	40	9	2	3	4	58	69

Number of Attacks: 67, Scoring Efficiency: 60%



Match Team Statistics

Ομαδικές Στατιστικές Αγώνα / Statistiques du match par équipe

Match No: 09

ANG 30 - 40 KOR
(12-19) (18-21)

Referees: (15) NACHEVSKI D / (16) NACHEVSKI M (MKD)

KOR - Korea

Shots Distribution

Players

Goals / Shots

2 WOO S

1/1		
1/2	1/1	0/1

4 HUH S

	1/1	
		1/1

5 LEE G

7 JANG S

1/1		
1/1	1/2	

8 KIM H

9 KIM C

	2/2	
		1/1
4/4		1/1

10 OH S

1/1		1/1
2/2	1/1	1/1
3/3	1/2	

13 LIM O

	0/1	
1/1		

15 LEE S

	1/1	2/3
		1/1
3/3	2/2	

17 MYOUNG B

19 CHOI I

1/1		1/1
	0/1	0/1

20 MOON P

1/1		
		1/1
0/1		

1-Post 2-Blocked

2-Blocked

1-Missed 1-Post

Team

Offence

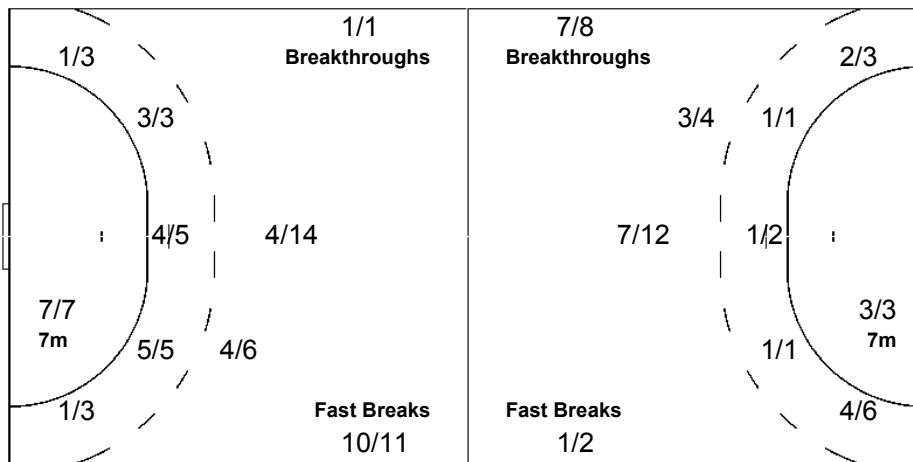
Defence

Goalkeepers

Goals / Shots

3/3	3/3	3/4
4/4	2/3	5/5
13/15	5/8	2/4

2-Missed 3-Post 4-Blocked



Saves / Shots

0/4	0/1	1/6
1/2		1/4
0/10	0/3	0/3

1 OH Y

0/2		1/4
1/2		0/1
0/8		0/2

12 MOON K

0/2	0/1	0/2
		1/3
0/2	0/3	0/1

LEGEND

G/S Goals / Shots	% Efficiency	6m 6-metre Shots	7m 7-metre Shots	9m 9-metre Shots
S/S Saves / Shots	Wing Wing Shots	FB Fast Breaks	BT Breakthroughs	EX Exclusions
AS Assists	TF Technical Faults	ST Steals	BS Blocked Shots	TP Time Played
YC Yellow Cards	RC Red Cards	n/a not applicable	2Min 2 Minute Suspensions	
+ 2 Minute + 2 Minute Suspensions				



Results

Αποτελέσματα / Résultats

Match No: 12

ESP 21 - 23 DEN
(8-14) (13-9)

Referees: (3) HASSAN H / (4) ALY Y (EGY)

RUNNING SCORE

ESP - DEN

ESP - Spain

Players		Shots								Penalties			
No.	Name	G/S	%	6m	Wing	9m	7m	FB	BT	YC	2Min	RC	EX
1	LOPEZ Elisabeth												
2	GARCIA Soraya										2		
5	AMOROS Vanessa												
6	LOPEZ Cristina	0/1	0		0/1					1			
7	ANDREU Maite	5/10	50			5/10							
8	GOMEZ Cristina	1/1	100	1/1									
9	MANGUE Marta	6/9	67	0/2	1/1	3/4			2/2				
10	BOX Diana	1/1	100	1/1									
11	PUCHE Montserrat	1/2	50				0/1		1/1				
13	FRAILE Susana	3/10	30	1/2		1/7			1/1	1	2		
14	ALONSO Patricia	2/8	25	0/3		0/3	1/1		1/1	1			
15	ORTUNO Isabel										1		
16	SANCHEZ Eugenia												
20	ONCINA Noelia	2/6	33	0/1	1/4			1/1					
Bench / Team													
Totals		21/48	44	3/10	2/6	9/24	1/2	1/1	5/5	3	5		

Goalkeepers		Saves							
No.	Name	S/S	%	6m	Wing	9m	7m	FB	BT
1	LOPEZ Elisabeth	0/2	0				0/2		
16	SANCHEZ Eugenia	17/38	45	2/7	1/3	7/10	1/3	4/9	2/6
Totals		17/40	43	2/7	1/3	7/10	1/5	4/9	2/6

DEN - Denmark

Players		Shots								Penalties			
No.	Name	G/S	%	6m	Wing	9m	7m	FB	BT	YC	2Min	RC	EX
1	NOERGAARD Louise Bager												
2	SKOV Rikke	0/3	0					0/3		1			
3	MIKKELSEN Henriette Roende	2/3	67					2/3					
5	VESTERGAARD Mette	2/5	40			0/2	1/1		1/2				
10	JOERGENSEN Rikke Hoerlykke	3/6	50			1/3			2/3				
11	THOMSEN Camilla Ingemann	4/5	80	3/4				1/1		1	1		
12	MORTENSEN Karin Oernhoej												
13	KIAERSKOU Lotte	2/4	50			1/3	1/1						
14	JENSEN Trine	1/4	25			0/1		1/2	0/1				
15	FRUELUND Katrine	2/3	67			1/1	1/2			1			
16	SCHMIDT Rikke												
17	ANDERSEN Kristine	4/8	50	2/2		0/3	1/2		1/1				
18	BROEDSGAARD Karen	0/1	0	0/1									
19	DAUGAARD Line	3/5	60		2/3			1/2					
Bench / Team										1			
Totals		23/47	49	5/7	2/3	3/13	4/6	5/11	4/7	4	1		

Goalkeepers		Saves							
No.	Name	S/S	%	6m	Wing	9m	7m	FB	BT
1	NOERGAARD Louise Bager	1/7	14		0/1	1/5			0/1
12	MORTENSEN Karin Oernhoej								
16	SCHMIDT Rikke	12/27	44	3/6	2/3	6/11	1/2	0/1	0/4
Totals		13/34	38	3/6	2/4	7/16	1/2	0/1	0/5

1st Half		
	0 (2')	1 KIAERSKOU L
MANGUE M	1 (2')	1
	1 (3')	2 FRUELUND K
FRAILE S	2 (4')	2
	2 (5')	3 MIKKELSEN H
	2 (8')	4 KIAERSKOU L
ONCINA N	3 (11')	4
	3 (11')	5 ANDERSEN K
MANGUE M	4 (12')	5
	4 (12')	6 THOMSEN C
	4 (13')	7 THOMSEN C
	4 (14')	8 ANDERSEN K
	4 (15')	9 MIKKELSEN H
	4 (16')	10 ANDERSEN K
BOX D	5 (17')	10
MANGUE M	6 (21')	10
PUCHE M	7 (22')	10
	7 (24')	11 ANDERSEN K
	7 (26')	12 JOERGENSEN R
	7 (28')	13 DAUGAARD L
FRAILE S	8 (29')	13
	8 (30')	14 JOERGENSEN R
2nd Half		
ANDREU M	9 (31')	14
ANDREU M	10 (33')	14
	10 (34')	15 DAUGAARD L
MANGUE M	11 (34')	15
	11 (34')	16 JENSEN T
FRAILE S	12 (38')	16
MANGUE M	13 (39')	16
	13 (40')	17 FRUELUND K
ALONSO P	14 (42')	17
ANDREU M	15 (44')	17
	15 (45')	18 JOERGENSEN R
MANGUE M	16 (46')	18
	16 (47')	19 THOMSEN C
	16 (48')	20 THOMSEN C
ALONSO P	17 (50')	20
	17 (53')	21 DAUGAARD L
ANDREU M	18 (54')	21
ONCINA N	19 (56')	21
	19 (56')	22 VESTERGAARD M
GOMEZ C	20 (57')	22
	20 (58')	23 VESTERGAARD M
ANDREU M	21 (59')	23

LEGEND

G/S	Goals / Shots	%	Efficiency	6m	6-metre Shots	7m	7-metre Shots	9m	9-metre Shots
S/S	Saves / Shots	Wing	Wing Shots	FB	Fast Breaks	BT	Breakthroughs	EX	Exclusions
YC	Yellow Cards	RC	Red Cards	2Min	2 Minute Suspensions				
+	2 Minute + 2 Minute Suspensions								



Match Team Statistics

Ομαδικές Στατιστικές Αγώνα / Statistiques du match par équipe

Match No: 12

ESP 21 - 23 DEN
(8-14) (13-9)

Referees: (3) HASSAN H / (4) ALY Y (EGY)

ESP - Spain

Players		Shots								Offence		Defence		Penalties				TP
No.	Name	G/S	%	6m	Wing	9m	7m	FB	BT	AS	TF	ST	BS	YC	2Min	RC	EX	
1	LOPEZ Elisabeth																	00:30
2	GARCIA Soraya														2			06:47
5	AMOROS Vanessa																	
6	LOPEZ Cristina	0/1	0		0/1									1				43:53
7	ANDREU Maite	5/10	50			5/10					1							17:51
8	GOMEZ Cristina	1/1	100	1/1							2	2						25:20
9	MANGUE Marta	6/9	67	0/2	1/1	3/4			2/2	1	4		2					58:13
10	BOX Diana	1/1	100	1/1								1						57:15
11	PUCHE Montserrat	1/2	50				0/1		1/1	1	1							13:22
13	FRAILE Susana	3/10	30	1/2		1/7			1/1		2	1		1	2			48:56
14	ALONSO Patricia	2/8	25	0/3		0/3	1/1		1/1	1	2	1		1				37:55
15	ORTUNO Isabel										1				1			04:21
16	SANCHEZ Eugenia									1								59:30
20	ONCINA Noelia	2/6	33	0/1	1/4			1/1				1						46:07
	Bench / Team																	
	Totals	21/48	44	3/10	2/6	9/24	1/2	1/1	5/5	4	13	6	2	3	5			

Goalkeepers		Total Shots		6m Shots		Wing Shots		9m Shots		7m Shots		Fast Breaks		Breakthroughs	
No.	Name	S/S	%	S/S	%	S/S	%	S/S	%	S/S	%	S/S	%	S/S	%
1	LOPEZ Elisabeth	0/2	0							0/2	0				
16	SANCHEZ Eugenia	17/38	45	2/7	29	1/3	33	7/10	70	1/3	33	4/9	44	2/6	33
	Totals	17/40	43	2/7	29	1/3	33	7/10	70	1/5	20	4/9	44	2/6	33

Team Shots	Goals	Saves	Missed	Post	Blocked	Total	%
6m Shots	3	3	3	1		10	30
Wing Shots	2	2	2			6	33
9m Shots	9	7	1	1	6	24	38
7m Shots	1	1			n/a	2	50
Fast Breaks	1					1	100
Breakthroughs	5					5	100
Totals	21	13	6	2	6	48	44

Number of Attacks: 55, Scoring Efficiency: 38%



Match Team Statistics

Ομαδικές Στατιστικές Αγώνα / Statistiques du match par équipe

Match No: 12

ESP 21 - 23 DEN
(8-14) (13-9)

Referees: (3) HASSAN H / (4) ALY Y (EGY)

ESP - Spain

Shots Distribution

Players

Goals / Shots

2 GARCIA S	5 AMOROS V	6 LOPEZ C	7 ANDREU M	8 GOMEZ C	9 MANGUE M
			0/1		
			1/1		1/1 0/1 1/1
			1/2	3/3	1/1 1/1 3/3
		1-Missed	1-Missed 2-Blocked	1/1	1-Missed 1-Blocked
10 BOX D	11 PUCHE M	13 FRAILE S	14 ALONSO P	15 ORTUNO I	20 ONCINA N
			0/1		
1/1			1/4		
		1/2 1/2	1/1 0/1		0/1
	1/2	1-Blocked	1-Missed 2-Post 2-Blocked		2-Missed
					0/1 2/2

Team

Offence

Defence

Goalkeepers

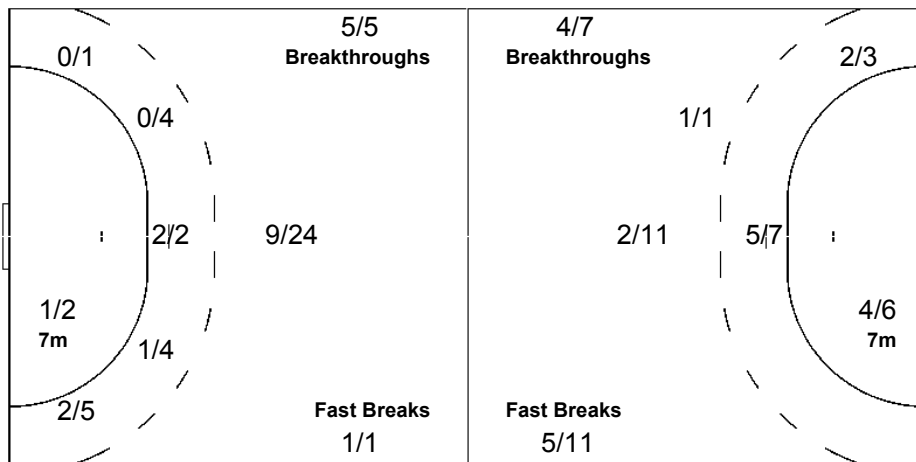
Goals / Shots

	0/2	0/1
3/3	1/2	2/5
3/6	3/5	9/10

6-Missed 2-Post 6-Blocked

Saves / Shots

1/4	1/1	2/8
2/2	1/1	
4/13	3/3	3/8



1 LOPEZ E

0/2		

16 SANCHEZ E

1/4	1/1	2/8
2/2	1/1	
4/11	3/3	3/8



Match Team Statistics

Ομαδικές Στατιστικές Αγώνα / Statistiques du match par équipe

Match No: 12

ESP 21 - 23 DEN
(8-14) (13-9)

Referees: (3) HASSAN H / (4) ALY Y (EGY)

DEN - Denmark

No.	Name	Shots								Offence		Defence		Penalties			TP	
		G/S	%	6m	Wing	9m	7m	FB	BT	AS	TF	ST	BS	YC	2Min	RC		EX
1	NOERGAARD Louise Bager																	11:50
2	SKOV Rikke	0/3	0					0/3			1		1	1				24:34
3	MIKKELSEN Henriette Roende	2/3	67					2/3			1	1						48:09
5	VESTERGAARD Mette	2/5	40			0/2	1/1			1/2	9	4	1					42:04
10	JOERGENSEN Rikke Hoerlykke	3/6	50			1/3				2/3	2							29:48
11	THOMSEN Camilla Ingemann	4/5	80	3/4				1/1					2	1	1			48:05
12	MORTENSEN Karin Oernhoej																	
13	KIAERSKOU Lotte	2/4	50			1/3	1/1											03:01
14	JENSEN Trine	1/4	25			0/1		1/2	0/1		4							43:53
15	FRUELUND Katrine	2/3	67			1/1	1/2			1	1			1				35:02
16	SCHMIDT Rikke									3								48:10
17	ANDERSEN Kristine	4/8	50	2/2		0/3	1/2		1/1				2					18:34
18	BROEDSGAARD Karen	0/1	0	0/1								1	2					24:00
19	DAUGAARD Line	3/5	60		2/3			1/2			2	2						42:50
	Bench / Team													1				
	Totals	23/47	49	5/7	2/3	3/13	4/6	5/11	4/7	15	13	5	7	4	1			

No.	Name	Total Shots		6m Shots		Wing Shots		9m Shots		7m Shots		Fast Breaks		Breakthroughs		
		S/S	%	S/S	%	S/S	%	S/S	%	S/S	%	S/S	%	S/S	%	
1	NOERGAARD Louise Bager	1/7	14			0/1	0	1/5	20						0/1	0
12	MORTENSEN Karin Oernhoej															
16	SCHMIDT Rikke	12/27	44	3/6	50	2/3	67	6/11	55	1/2	50	0/1	0	0/4	0	
	Totals	13/34	38	3/6	50	2/4	50	7/16	44	1/2	50	0/1	0	0/5	0	

Team Shots	Goals	Saves	Missed	Post	Blocked	Total	%
6m Shots	5	2				7	71
Wing Shots	2	1				3	67
9m Shots	3	7	1		2	13	23
7m Shots	4	1		1	n/a	6	67
Fast Breaks	5	4	1	1		11	45
Breakthroughs	4	2		1		7	57
Totals	23	17	2	3	2	47	49

Number of Attacks: 55, Scoring Efficiency: 42%



Match Team Statistics

Ομαδικές Στατιστικές Αγώνα / Statistiques du match par équipe

Match No: 12

ESP 21 - 23 DEN
(8-14) (13-9)

Referees: (3) HASSAN H / (4) ALY Y (EGY)

DEN - Denmark

Shots Distribution

Players

Goals / Shots

2 SKOV R	3 MIKKELSEN H	5 VESTERGAARD M	10 JOERGENSEN R	11 THOMSEN C	13 KIAERSKOU L
0/1	0/1		1/1 2/3		1/1 0/1 1/1
	2/2	1/3 1/1	0/1 0/1	2/2 2/3	0/1
1-Missed 1-Post		1-Missed			

14 JENSEN T	15 FRUELUND K	17 ANDERSEN K	18 BROEDSGAARD K	19 DAUGAARD L
0/1 1/1	1/1 0/1 1/1	2/2	0/1	0/1 2/2
1-Post		1-Post 2-Blocked		

Team

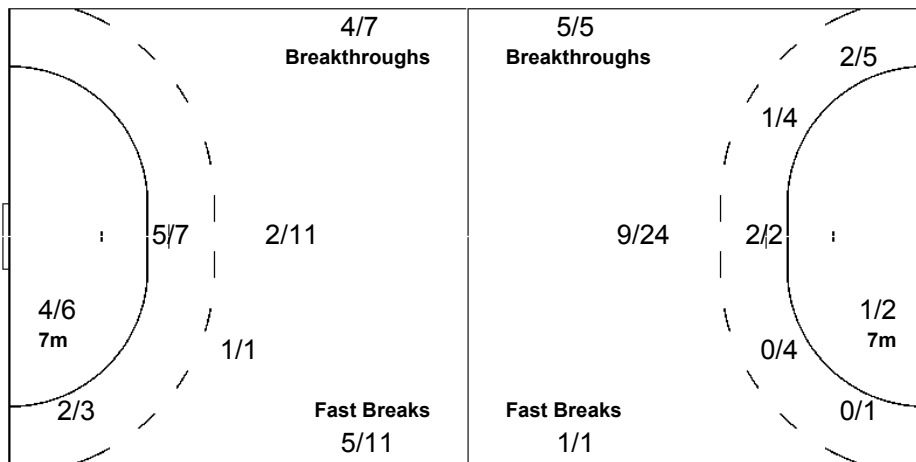
Offence

Defence

Goalkeepers

Goals / Shots

3/4	0/1	6/8
0/2	0/1	
9/13	0/3	5/8
2-Missed	3-Post	2-Blocked



Saves / Shots

	2/2	1/1
0/3	1/2	3/5
3/6	2/5	1/10

1 NOERGAARD L

0/1	0/1	
1/2	0/1	0/2

12 MORTENSEN K

16 SCHMIDT R

	2/2	1/1
0/2	1/1	3/5
2/4	2/4	1/8

LEGEND								
G/S Goals / Shots	% Efficiency	6m 6-metre Shots	7m 7-metre Shots	9m 9-metre Shots				
S/S Saves / Shots	Wing Wing Shots	FB Fast Breaks	BT Breakthroughs	EX Exclusions				
AS Assists	TF Technical Faults	ST Steals	BS Blocked Shots	TP Time Played				
YC Yellow Cards	RC Red Cards	n/a not applicable	2Min 2 Minute Suspensions					
+ 2 Minute + 2 Minute Suspensions								



Results

Αποτελέσματα / Résultats

Match No: 13

ANG 21 - 29 FRA
(6-12) (15-17)

Referees: (11) BAVAS F / (12) MIGAS S (GRE)

RUNNING SCORE
ANG - FRA

ANG - Angola

Players		Shots								Penalties			
No.	Name	G/S	%	6m	Wing	9m	7m	FB	BT	YC	2Min	RC	EX
1	TAVARES Odete												
3	BENGUE Ilda	7/10	70			4/7	3/3			1			
4	LARICA Belina	1/2	50	1/1		0/1					1		
5	TRINDADE Filomena												
6	AMARAL Rosa										2		
7	JOLOLO Ines	1/2	50		1/2								
8	ALMEIDA Nair	2/9	22		0/1	2/7		0/1					
9	TORRES Lili												
10	FERNANDES Isabel	1/3	33	1/1	0/1	0/1				1			
11	KIALA Luisa	1/2	50			1/2							
14	PIO Dionisia	3/8	38		2/5			1/3					
15	NETO Anica	2/5	40	2/5									
16	PEDRO Maria									1			
18	TAVARES Elzira	3/5	60	1/1		2/3			0/1				
Bench / Team													
Totals		21/46	46	5/8	3/9	9/21	3/3	1/4	0/1	3	3		

Goalkeepers		Saves							
No.	Name	S/S	%	6m	Wing	9m	7m	FB	BT
1	TAVARES Odete								
16	PEDRO Maria	14/43	33	3/9	1/7	5/12	0/2	3/9	2/4
Totals		14/43	33	3/9	1/7	5/12	0/2	3/9	2/4

FRA - France

Players		Shots								Penalties			
No.	Name	G/S	%	6m	Wing	9m	7m	FB	BT	YC	2Min	RC	EX
1	DUDZIAK Joanne												
2	CENDIER AJAGUIN Isabelle	1/5	20	0/1		1/4							
3	VOGEIN Estelle	1/1	100		1/1					1	1		
4	LEJEUNE Leila	5/9	56	0/1		2/4	2/2		1/2	1			
5	DELERCE Sandrine	1/1	100			1/1					2		
6	JACQUES Melinda	0/1	0					0/1					
8	PECQUEUX ROLLAND Veronique	8/10	80	3/4				5/6					
10	HERBRECHT Sophie	3/4	75			3/4					1		
11	CANO Stephanie												
13	WENDLING Isabelle	3/4	75	3/3		0/1							
14	KORFANTY Myriam	0/2	0			0/2				1			
16	NICOLAS Valerie												
17	GUEHL Delphine	0/2	0		0/1			0/1					
20	TERVEL Raphaelle	7/10	70		5/6			1/2	1/2				
Bench / Team													
Totals		29/49	59	6/9	6/8	7/16	2/2	6/10	2/4	3	4		

Goalkeepers		Saves							
No.	Name	S/S	%	6m	Wing	9m	7m	FB	BT
1	DUDZIAK Joanne	0/5	0	0/1		0/3		0/1	
16	NICOLAS Valerie	15/31	48	1/5	5/8	6/12	0/3	3/3	
Totals		15/36	42	1/6	5/8	6/15	0/3	3/4	

1st Half	
0 (3')	1 HERBRECHT S
1 (5')	1
1 (7')	2 TERVEL R
1 (9')	3 LEJEUNE L
1 (9')	4 VOGUEIN E
2 (10')	4
2 (10')	5 TERVEL R
2 (11')	6 PECQUEUX ROLLA
2 (13')	7 TERVEL R
2 (13')	8 WENDLING I
2 (14')	9 PECQUEUX ROLLA
2 (15')	10 PECQUEUX ROLLA
3 (18')	10
4 (21')	10
4 (22')	11 TERVEL R
5 (23')	11
5 (27')	12 HERBRECHT S
6 (27')	12
KIALA L	
2nd Half	
6 (32')	13 LEJEUNE L
6 (34')	14 PECQUEUX ROLLA
6 (34')	15 PECQUEUX ROLLA
7 (35')	15
7 (35')	16 PECQUEUX ROLLA
7 (36')	17 LEJEUNE L
8 (37')	17
9 (38')	17
9 (38')	18 TERVEL R
10 (39')	18
11 (40')	18
12 (42')	18
12 (43')	19 TERVEL R
12 (44')	20 TERVEL R
13 (44')	20
13 (46')	21 PECQUEUX ROLLA
13 (48')	22 WENDLING I
14 (48')	22
14 (49')	23 LEJEUNE L
15 (49')	23
16 (50')	23
17 (51')	23
17 (52')	24 DELERCE S
17 (52')	25 PECQUEUX ROLLA
18 (52')	25
18 (53')	26 WENDLING I
19 (54')	26
20 (54')	26
20 (55')	27 HERBRECHT S
20 (56')	28 LEJEUNE L
20 (57')	29 CENDIER AJAGUIN
21 (60')	29

LEGEND									
G/S	Goals / Shots	%	Efficiency	6m	6-metre Shots	7m	7-metre Shots	9m	9-metre Shots
S/S	Saves / Shots	Wing	Wing Shots	FB	Fast Breaks	BT	Breakthroughs	EX	Exclusions
YC	Yellow Cards	RC	Red Cards	2Min	2 Minute Suspensions				
+	2 Minute + 2 Minute Suspensions								



Match Team Statistics

Ομαδικές Στατιστικές Αγώνα / Statistiques du match par équipe

Match No: 13

ANG 21 - 29 FRA
(6-12) (15-17)

Referees: (11) BAVAS F / (12) MIGAS S (GRE)

ANG - Angola

Players		Shots								Offence		Defence		Penalties				TP
No.	Name	G/S	%	6m	Wing	9m	7m	FB	BT	AS	TF	ST	BS	YC	2Min	RC	EX	
1	TAVARES Odete																	
3	BENGUE Ilda	7/10	70			4/7	3/3					3		1				43:09
4	LARICA Belina	1/2	50	1/1		0/1					6	1			1			36:01
5	TRINDADE Filomena										1							09:02
6	AMARAL Rosa										2		2		2			33:23
7	JOLOLO Ines	1/2	50		1/2													25:10
8	ALMEIDA Nair	2/9	22		0/1	2/7		0/1		1	1							50:56
9	TORRES Lili																	
10	FERNANDES Isabel	1/3	33	1/1	0/1	0/1					1	2		1				34:50
11	KIALA Luisa	1/2	50			1/2					5							13:10
14	PIO Dionisia	3/8	38		2/5			1/3		1	3							50:58
15	NETO Anica	2/5	40	2/5							3	2						38:47
16	PEDRO Maria									1				1				60:00
18	TAVARES Elizira	3/5	60	1/1		2/3			0/1	1	1		2					24:34
	Bench / Team																	
	Totals	21/46	46	5/8	3/9	9/21	3/3	1/4	0/1	4	23	8	4	3	3			

Goalkeepers		Total Shots		6m Shots		Wing Shots		9m Shots		7m Shots		Fast Breaks		Breakthroughs	
No.	Name	S/S	%	S/S	%	S/S	%	S/S	%	S/S	%	S/S	%	S/S	%
1	TAVARES Odete														
16	PEDRO Maria	14/43	33	3/9	33	1/7	14	5/12	42	0/2	0	3/9	33	2/4	50
	Totals	14/43	33	3/9	33	1/7	14	5/12	42	0/2	0	3/9	33	2/4	50

Team Shots	Goals	Saves	Missed	Post	Blocked	Total	%
6m Shots	5	1	1	1		8	63
Wing Shots	3	5		1		9	33
9m Shots	9	6	3	3		21	43
7m Shots	3				n/a	3	100
Fast Breaks	1	3				4	25
Breakthroughs				1		1	0
Totals	21	15	4	6		46	46

Number of Attacks: 64, Scoring Efficiency: 33%



Match Team Statistics

Ομαδικές Στατιστικές Αγώνα / Statistiques du match par équipe

Match No: 13

ANG 21 - 29 FRA
(6-12) (15-17)

Referees: (11) BAVAS F / (12) MIGAS S (GRE)

ANG - Angola

Shots Distribution

Players

Goals / Shots

3 BENGUE I	4 LARICA B	5 TRINDADE F	6 AMARAL R	7 JOLOLO I	8 ALMEIDA N
1/1	0/1			1/1	0/1 0/1 1/2
2/2	1/1				1/2 0/1
1/1	1/1				0/1
2-Missed 1-Post				1-Post	1-Post
9 TORRES L	10 FERNANDES I	11 KIALA L	14 PIO D	15 NETO A	18 TAVARES E
	0/1	1/1	0/3		1/1 1/1
	1/1		2/3 0/1 1/1	2/2 0/1	1/1 0/1
	1-Missed	1-Post		1-Missed 1-Post	1-Post

Team

Offence

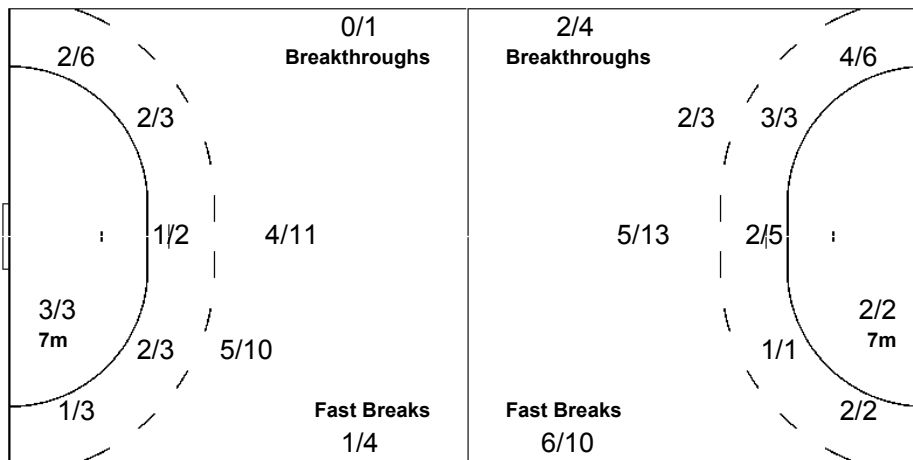
Defence

Goalkeepers

Goals / Shots

1/2	0/1	3/4
3/5		3/9
7/9	0/1	4/5

4-Missed 6-Post



Saves / Shots

1/5	1/1	1/4
4/5	1/1	1/3
3/10	0/3	1/10

1 TAVARES O

16 PEDRO M

1/5	1/1	1/4
4/5	1/1	1/3
3/10	0/3	1/10



Match Team Statistics

Ομαδικές Στατιστικές Αγώνα / Statistiques du match par équipe

Match No: 13

ANG 21 - 29 FRA
(6-12) (15-17)

Referees: (11) BAVAS F / (12) MIGAS S (GRE)

FRA - France

No.	Name	Shots								Offence		Defence		Penalties				TP
		G/S	%	6m	Wing	9m	7m	FB	BT	AS	TF	ST	BS	YC	2Min	RC	EX	
1	DUDZIAK Joanne																	05:20
2	CENDIER AJAGUIN Isabelle	1/5	20	0/1		1/4												17:09
3	VOGEIN Estelle	1/1	100		1/1					1	2			1	1		36:02	
4	LEJEUNE Leila	5/9	56	0/1		2/4	2/2		1/2	7	4	1		1			48:47	
5	DELERCE Sandrine	1/1	100			1/1				1	2				2		18:53	
6	JACQUES Melinda	0/1	0					0/1			1						07:48	
8	PECQUEUX ROLLAND Veronique	8/10	80	3/4				5/6			2	3					41:44	
10	HERBRECHT Sophie	3/4	75			3/4				2	2	1			1		41:41	
11	CANO Stephanie										1						23:49	
13	WENDLING Isabelle	3/4	75	3/3		0/1				1	2	1					48:12	
14	KORFANTY Myriam	0/2	0			0/2				1	1			1			15:46	
16	NICOLAS Valerie									1							54:40	
17	GUEHL Delphine	0/2	0		0/1			0/1			1						13:14	
20	TERVEL Raphaelle	7/10	70		5/6			1/2	1/2	1	1	1					46:55	
Bench / Team																		
Totals		29/49	59	6/9	6/8	7/16	2/2	6/10	2/4	15	19	7		3	4			

No.	Name	Total Shots		6m Shots		Wing Shots		9m Shots		7m Shots		Fast Breaks		Breakthroughs	
		S/S	%	S/S	%	S/S	%	S/S	%	S/S	%	S/S	%	S/S	%
1	DUDZIAK Joanne	0/5	0	0/1	0			0/3	0			0/1	0		
16	NICOLAS Valerie	15/31	48	1/5	20	5/8	63	6/12	50	0/3	0	3/3	100		
Totals		15/36	42	1/6	17	5/8	63	6/15	40	0/3	0	3/4	75		

Team Shots	Goals	Saves	Missed	Post	Blocked	Total	%
6m Shots	6	3				9	67
Wing Shots	6	1	1			8	75
9m Shots	7	5	1	1	2	16	44
7m Shots	2				n/a	2	100
Fast Breaks	6	3		1		10	60
Breakthroughs	2	2				4	50
Totals	29	14	2	2	2	49	59

Number of Attacks: 64, Scoring Efficiency: 45%



Match Team Statistics

Ομαδικές Στατιστικές Αγώνα / Statistiques du match par équipe

Match No: 13

ANG 21 - 29 FRA
(6-12) (15-17)

Referees: (11) BAVAS F / (12) MIGAS S (GRE)

FRA - France

Shots Distribution

Players			
Goals / Shots			
2 CENDIER AJAGUIN I	3 VOGEIN E	4 LEJEUNE L	5 DELERCE S
0/1	1/1	0/1	
1/1		0/1	
1-Missed 1-Post		1/1	1/1
		2/3	
		2/2	
		1-Blocked	
6 JACQUES M	8 PECQUEUX ROLLAND V		
0/1	1/1		
	1/1	2/2	4/5
			1-Post
10 HERBRECHT S	11 CANO S	13 WENDLING I	14 KORFANTY M
2/2			
1/1		0/1	0/1
		2/2	0/1
1-Blocked			
17 GUEHL D	20 TERVEL R		
	0/1		1/1
			0/1
	0/1	2/3	1/1
		1/1	2/2
		1-Missed	

Team

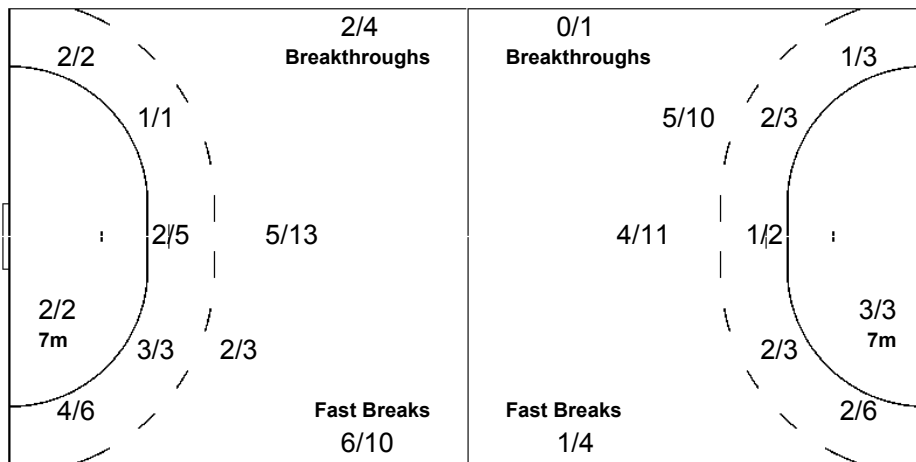
Offence

Defence

Goalkeepers

Goals / Shots

4/5	0/1	3/4
1/5	0/1	2/3
7/10	3/3	9/10
2-Missed	2-Post	2-Blocked



Saves / Shots

1/2	1/1	1/4
2/5		6/9
2/9	1/1	1/5

1 DUDZIAK J		
		0/1
0/1		
0/1		0/2

16 NICOLAS V		
1/2	1/1	1/3
2/4		6/9
2/8	1/1	1/3

LEGEND			
G/S	Goals / Shots	%	Efficiency
S/S	Saves / Shots	Wing	Wing Shots
AS	Assists	TF	Technical Faults
YC	Yellow Cards	RC	Red Cards
+	2 Minute + 2 Minute Suspensions	6m	6-metre Shots
		FB	Fast Breaks
		ST	Steals
		n/a	not applicable
		7m	7-metre Shots
		BT	Breakthroughs
		BS	Blocked Shots
		2Min	2 Minute Suspensions
		9m	9-metre Shots
		EX	Exclusions
		TP	Time Played



Results

Αποτελέσματα / Résultats

Match No: 15

KOR 36 - 21 ESP
(20-7) (16-14)

Referees: (23) POZEZNIK J / (24) REPENSEK D (SLO)

RUNNING SCORE

KOR - ESP

KOR - Korea

Players		Shots								Penalties			
No.	Name	G/S	%	6m	Wing	9m	7m	FB	BT	YC	2Min	RC	EX
1	OH Yong Ran												
2	WOO Sun Hee	7/10	70		4/6			3/4					
4	HUH Soon Young	2/4	50	2/4						1	1		
5	LEE Gong Joo	1/3	33		1/2			0/1					
7	JANG So Hee	4/8	50		4/6			0/2		1			
8	KIM Hyun Ok	2/2	100		1/1			1/1					
9	KIM Cha Youn	4/4	100	2/2				2/2		1	2		
10	OH Seong Ok	1/4	25	0/2		0/1			1/1				
12	MOON Kyeong Ha												
13	LIM O Kyeong	2/4	50			0/2	2/2						
15	LEE Sang Eun	7/10	70		0/1	0/1	5/5	1/1	1/2				
17	MYOUNG Bok Hee												
19	CHOI Im Jeong	3/7	43	1/2	1/1	1/4							
20	MOON Pil Hee	3/3	100			1/1			2/2				
Bench / Team													
Totals		36/59	61	5/10	11/17	2/9	7/7	7/11	4/5	3	3		

Goalkeepers		Saves							
No.	Name	S/S	%	6m	Wing	9m	7m	FB	BT
1	OH Yong Ran	14/35	40	3/10	4/5	6/10	0/3	1/6	0/1
12	MOON Kyeong Ha								
Totals		14/35	40	3/10	4/5	6/10	0/3	1/6	0/1

ESP - Spain

Players		Shots								Penalties			
No.	Name	G/S	%	6m	Wing	9m	7m	FB	BT	YC	2Min	RC	EX
1	LOPEZ Elisabeth												
2	GARCIA Soraya	0/2	0		0/1	0/1							
3	PAREJA Susana	1/2	50	1/1	0/1						1		
5	AMOROS Vanessa												
6	LOPEZ Cristina	2/3	67		0/1	1/1		1/1					
7	ANDREU Maite	0/1	0			0/1							
8	GOMEZ Cristina	5/8	63	4/5		0/1		1/2					
9	MANGUE Marta	3/8	38	1/3		1/4		1/1		1	1		
10	BOX Diana										1		
11	PUCHE Montserrat	1/2	50		0/1		1/1						
13	FRAILE Susana	3/8	38	1/1	1/1	1/6					1		
14	ALONSO Patricia	3/10	30	0/3		1/5	2/2			1			
16	SANCHEZ Eugenia												
20	ONCINA Noelia	3/3	100					2/2	1/1	1			
Bench / Team													
Totals		21/47	45	7/13	1/5	4/19	3/3	5/6	1/1	3	4		

Goalkeepers		Saves							
No.	Name	S/S	%	6m	Wing	9m	7m	FB	BT
1	LOPEZ Elisabeth	13/37	35	2/5	2/8	5/7	0/5	3/8	1/4
16	SANCHEZ Eugenia	3/15	20	1/3	2/7		0/2	0/2	0/1
Totals		16/52	31	3/8	4/15	5/7	0/7	3/10	1/5

1st Half		
	0 (1')	1
OH S	1 (3')	1
HUH S	1 (5')	2
JANG S	2 (5')	2
KIM C	3 (6')	2
LEE S	4 (7')	2
LEE S	4 (8')	3
WOO S	5 (8')	3
WOO S	6 (9')	3
WOO S	6 (10')	4
WOO S	7 (10')	4
WOO S	7 (11')	5
WOO S	8 (11')	5
WOO S	9 (12')	5
WOO S	10 (13')	5
WOO S	10 (13')	6
WOO S	11 (15')	6
JANG S	12 (18')	6
HUH S	13 (19')	6
WOO S	14 (21')	6
WOO S	15 (22')	6
WOO S	16 (23')	6
WOO S	17 (25')	6
JANG S	18 (26')	6
JANG S	18 (28')	7
LEE S	19 (28')	7
JANG S	20 (30')	7

2nd Half		
	20 (32')	8
WOO S	20 (33')	9
CHOI I	21 (33')	9
WOO S	21 (34')	10
WOO S	21 (36')	11
WOO S	21 (38')	12
WOO S	22 (38')	12
WOO S	22 (39')	13
WOO S	23 (39')	13
WOO S	23 (40')	14
WOO S	24 (40')	14
WOO S	25 (41')	14
WOO S	25 (42')	15
WOO S	26 (43')	15
WOO S	26 (44')	16
WOO S	26 (45')	17
WOO S	27 (47')	17
WOO S	28 (49')	17
WOO S	29 (53')	17
WOO S	30 (54')	17
WOO S	31 (54')	17
WOO S	32 (55')	17
WOO S	32 (56')	18
WOO S	33 (57')	18
WOO S	33 (57')	19
WOO S	33 (58')	20
WOO S	34 (59')	20
WOO S	35 (60')	20
WOO S	35 (60')	21
WOO S	36 (60')	21

LEGEND

G/S	Goals / Shots	%	Efficiency	6m	6-metre Shots	7m	7-metre Shots	9m	9-metre Shots
S/S	Saves / Shots	Wing	Wing Shots	FB	Fast Breaks	BT	Breakthroughs	EX	Exclusions
YC	Yellow Cards	RC	Red Cards	2Min	2 Minute Suspensions				
+	2 Minute + 2 Minute Suspensions								



Match Team Statistics

Ομαδικές Στατιστικές Αγώνα / Statistiques du match par équipe

Match No: 15

KOR 36 - 21 ESP
(20-7) (16-14)

Referees: (23) POZEZNIK J / (24) REPENSEK D (SLO)

KOR - Korea

Players		Shots								Offence		Defence		Penalties				TP
No.	Name	G/S	%	6m	Wing	9m	7m	FB	BT	AS	TF	ST	BS	YC	2Min	RC	EX	
1	OH Yong Ran										1							60:00
2	WOO Sun Hee	7/10	70		4/6			3/4		1	1	2						54:10
4	HUH Soon Young	2/4	50	2/4							2	1	2	1	1			45:42
5	LEE Gong Joo	1/3	33		1/2			0/1				1						23:19
7	JANG So Hee	4/8	50		4/6			0/2		1	2	3		1				35:46
8	KIM Hyun Ok	2/2	100		1/1			1/1										05:50
9	KIM Cha Youn	4/4	100	2/2				2/2						1	2			32:35
10	OH Seong Ok	1/4	25	0/2		0/1			1/1	10	1	4						44:08
12	MOON Kyeong Ha																	
13	LIM O Kyeong	2/4	50			0/2	2/2				2							16:15
15	LEE Sang Eun	7/10	70		0/1	0/1	5/5	1/1	1/2	4								45:15
17	MYOUNG Bok Hee																	
19	CHOI Im Jeong	3/7	43	1/2	1/1	1/4				2	3	2						42:15
20	MOON Pil Hee	3/3	100			1/1			2/2	3	1	1	1					14:45
	Bench / Team																	
	Totals	36/59	61	5/10	11/17	2/9	7/7	7/11	4/5	21	13	14	3	3	3			

Goalkeepers		Total Shots		6m Shots		Wing Shots		9m Shots		7m Shots		Fast Breaks		Breakthroughs	
No.	Name	S/S	%	S/S	%	S/S	%	S/S	%	S/S	%	S/S	%	S/S	%
1	OH Yong Ran	14/35	40	3/10	30	4/5	80	6/10	60	0/3	0	1/6	17	0/1	0
12	MOON Kyeong Ha														
	Totals	14/35	40	3/10	30	4/5	80	6/10	60	0/3	0	1/6	17	0/1	0

Team Shots	Goals	Saves	Missed	Post	Blocked	Total	%
6m Shots	5	3	1		1	10	50
Wing Shots	11	4	1	1		17	65
9m Shots	2	5		2		9	22
7m Shots	7				n/a	7	100
Fast Breaks	7	3		1		11	64
Breakthroughs	4	1				5	80
Totals	36	16	2	4	1	59	61

Number of Attacks: 69, Scoring Efficiency: 52%



Match Team Statistics

Ομαδικές Στατιστικές Αγώνα / Statistiques du match par équipe

Match No: 15

KOR 36 - 21 ESP
(20-7) (16-14)

Referees: (23) POZEZNIK J / (24) REPENSEK D (SLO)

KOR - Korea

Shots Distribution

Players

Goals / Shots

2 WOO S	4 HUH S	5 LEE G	7 JANG S	8 KIM H	9 KIM C
1/1 3/4	1/1 0/1	0/1	1/1 2/2 1/1 0/1 0/1	1/1 1/1	1/1 1/1 1/1
1/1 1/1 1/2	1/2	1/1	0/1		1/1 1/1
1-Missed		1-Post	1-Post		
10 OH S	13 LIM O	15 LEE S	17 MYOUNG B	19 CHOI I	20 MOON P
0/1	1/1 1/1	2/2 0/1 1/1		0/1 1/2	1/1 1/1
1/1	0/1	1/1 2/2		1/1 1/1	1/1 1/1
1-Missed 1-Blocked		1-Post		1-Post	

Team

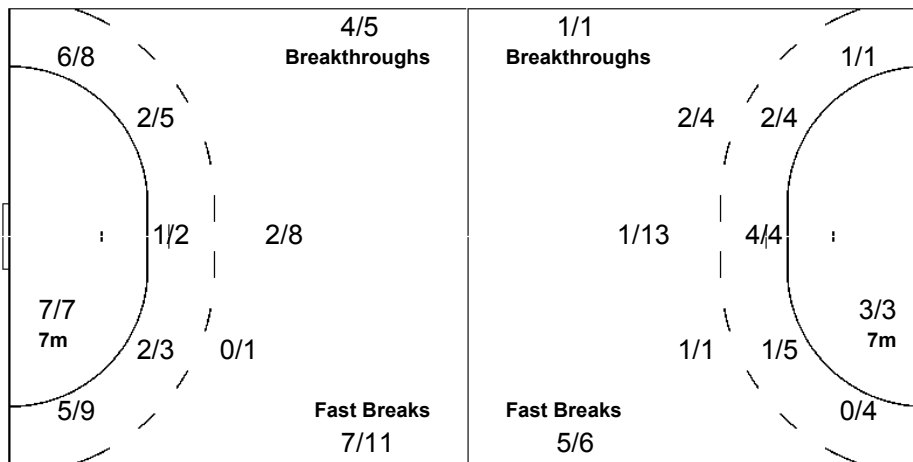
Offence

Defence

Goalkeepers

Goals / Shots

5/5	6/7	5/7
3/7	0/2	2/5
6/8	2/2	7/9
2-Missed	4-Post	1-Blocked



Saves / Shots

0/1	1/1	1/2
3/5	3/3	6/10
0/6	0/1	0/6

1 OH Y

0/1	1/1	1/2
3/5	3/3	6/10
0/6	0/1	0/6

12 MOON K



Match Team Statistics

Ομαδικές Στατιστικές Αγώνα / Statistiques du match par équipe

Match No: 15

KOR 36 - 21 ESP
(20-7) (16-14)

Referees: (23) POZEZNIK J / (24) REPENSEK D (SLO)

ESP - Spain

No.	Name	Shots								Offence		Defence		Penalties			TP	
		G/S	%	6m	Wing	9m	7m	FB	BT	AS	TF	ST	BS	YC	2Min	RC		EX
1	LOPEZ Elisabeth											1						41:49
2	GARCIA Soraya	0/2	0		0/1	0/1					4							23:33
3	PAREJA Susana	1/2	50	1/1	0/1						2				1			30:00
5	AMOROS Vanessa																	01:13
6	LOPEZ Cristina	2/3	67		0/1	1/1		1/1				1						30:00
7	ANDREU Maite	0/1	0			0/1					2							13:29
8	GOMEZ Cristina	5/8	63	4/5		0/1		1/2			1	2						37:04
9	MANGUE Marta	3/8	38	1/3		1/4		1/1			7	2		1	1			55:42
10	BOX Diana														1			21:05
11	PUCHE Montserrat	1/2	50		0/1		1/1				4							10:31
13	FRAILE Susana	3/8	38	1/1	1/1	1/6				3	6				1			39:13
14	ALONSO Patricia	3/10	30	0/3		1/5	2/2			2	3	1		1				38:19
16	SANCHEZ Eugenia																	18:11
20	ONCINA Noelia	3/3	100					2/2	1/1	4		2		1				59:51
	Bench / Team																	
	Totals	21/47	45	7/13	1/5	4/19	3/3	5/6	1/1	9	29	9		3	4			

No.	Name	Total Shots		6m Shots		Wing Shots		9m Shots		7m Shots		Fast Breaks		Breakthroughs	
		S/S	%	S/S	%	S/S	%	S/S	%	S/S	%	S/S	%	S/S	%
1	LOPEZ Elisabeth	13/37	35	2/5	40	2/8	25	5/7	71	0/5	0	3/8	38	1/4	25
16	SANCHEZ Eugenia	3/15	20	1/3	33	2/7	29			0/2	0	0/2	0	0/1	0
	Totals	16/52	31	3/8	38	4/15	27	5/7	71	0/7	0	3/10	30	1/5	20

Team Shots	Goals	Saves	Missed	Post	Blocked	Total	%
6m Shots	7	3	1	2		13	54
Wing Shots	1	4				5	20
9m Shots	4	6	6	1	2	19	21
7m Shots	3				n/a	3	100
Fast Breaks	5	1				6	83
Breakthroughs	1					1	100
Totals	21	14	7	3	2	47	45

Number of Attacks: 69, Scoring Efficiency: 30%



Match Team Statistics

Ομαδικές Στατιστικές Αγώνα / Statistiques du match par équipe

Match No: 15

KOR 36 - 21 ESP
(20-7) (16-14)

Referees: (23) POZEZNIK J / (24) REPENSEK D (SLO)

ESP - Spain

Shots Distribution

Players

Goals / Shots

2 GARCIA S	3 PAREJA S	5 AMOROS V	6 LOPEZ C	7 ANDREU M	8 GOMEZ C
0/1	0/1		1/2		1/1
0/1	1/1		1/1		1/2
					1/1
				1-Missed	2/2
9 MANGUE M	10 BOX D	11 PUCHE M	13 FRAILE S	14 ALONSO P	20 ONCINA N
0/1				1/1	1/1
0/1				0/1	
2/3			1/1	1/1	
1/1		0/1	1/1	1/1	1/1
1/1		1/1	1/1	1/1	1/1
1-Missed 1-Post			3-Missed	2-Blocked	2-Missed 2-Post

Team

Offence

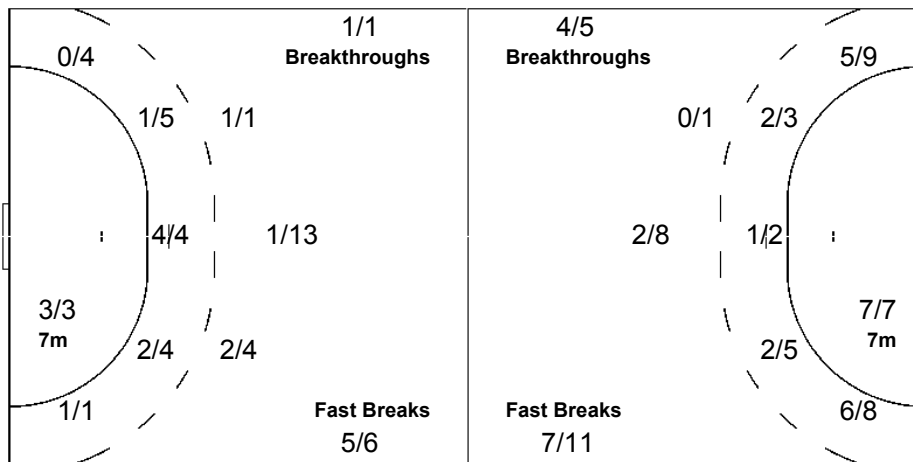
Defence

Goalkeepers

Goals / Shots

1/1	0/1	1/2
2/5	0/3	4/10
6/6	1/1	6/6

7-Missed 3-Post 2-Blocked



Saves / Shots

0/5	1/7	2/7
4/7	2/2	3/5
2/8	0/2	2/9

1 LOPEZ E

0/3	1/4	1/5
4/7	2/2	1/2
2/5	0/1	2/8

16 SANCHEZ E

0/2	0/3	1/2
		2/3
0/3	0/1	0/1

LEGEND

G/S Goals / Shots	% Efficiency	6m 6-metre Shots	7m 7-metre Shots	9m 9-metre Shots
S/S Saves / Shots	Wing Wing Shots	FB Fast Breaks	BT Breakthroughs	EX Exclusions
AS Assists	TF Technical Faults	ST Steals	BS Blocked Shots	TP Time Played
YC Yellow Cards	RC Red Cards	n/a not applicable	2Min 2 Minute Suspensions	
+ 2 Minute + 2 Minute Suspensions				



Results

Αποτελέσματα / Résultats

Match No: 17

FRA 23 - 30 KOR
(13-18) (10-12)

Referees: (13) ARNALDSSON S / (14) VIDARSSON J (ISL)

RUNNING SCORE

FRA - KOR

FRA - France

Players		Shots								Penalties			
No.	Name	G/S	%	6m	Wing	9m	7m	FB	BT	YC	2Min	RC	EX
1	DUDZIAK Joanne												
2	CENDIER AJAGUIN Isabelle	2/4	50	1/2		1/2							
3	VOGEIN Estelle												
4	LEJEUNE Leila	5/9	56			0/4	3/3	1/1	1/1				
5	DELERCE Sandrine												
7	MYARO Nodjialem	3/7	43	0/1		2/4		1/1	0/1				
8	PECQUEUX ROLLAND Veronique	1/6	17	1/4				0/1	0/1		1		
10	HERBRECHT Sophie	0/4	0			0/1		0/2	0/1	1	1		
11	CANO Stephanie	1/2	50		1/1	0/1							
13	WENDLING Isabelle	8/10	80	7/8				0/1	1/1				
14	KORFANTY Myriam	0/2	0	0/1		0/1				1	1		
16	NICOLAS Valerie												
17	GUEHL Delphine	2/3	67	1/1				1/2					
20	TERVEL Raphaelle	1/3	33		1/3					1			
Bench / Team													
Totals		23/50	46	10/17	2/4	3/13	3/3	3/8	2/5	3	3		

Goalkeepers		Saves							
No.	Name	S/S	%	6m	Wing	9m	7m	FB	BT
1	DUDZIAK Joanne	11/22	50	4/8	1/4	3/4		3/4	0/2
16	NICOLAS Valerie	9/28	32	1/7	2/4	3/4	3/7	0/4	0/2
Totals		20/50	40	5/15	3/8	6/8	3/7	3/8	0/4

KOR - Korea

Players		Shots								Penalties			
No.	Name	G/S	%	6m	Wing	9m	7m	FB	BT	YC	2Min	RC	EX
1	OH Yong Ran												
2	WOO Sun Hee	4/8	50		2/4			2/4		1			
4	HUH Soon Young	2/3	67	2/3						1	1		
5	LEE Gong Joo												
7	JANG So Hee	5/8	63	1/2	3/4			1/2					
8	KIM Hyun Ok												
9	KIM Cha Youn	4/5	80	3/4					1/1	1	2		
10	OH Seong Ok	2/4	50	1/1		0/2		1/1			1		
11	HUH Young Sook	1/1	100			1/1							
12	MOON Kyeong Ha												
13	LIM O Kyeong	8/13	62	2/3		1/4	2/3	1/1	2/2				
15	LEE Sang Eun	2/4	50				2/4						
19	CHOI Im Jeong	0/1	0			0/1							
20	MOON Pil Hee	2/6	33	1/3		0/2			1/1				
Bench / Team													
Totals		30/53	57	10/16	5/8	2/10	4/7	5/8	4/4	3	4		

Goalkeepers		Saves							
No.	Name	S/S	%	6m	Wing	9m	7m	FB	BT
1	OH Yong Ran	19/42	45	5/15	1/3	9/12	0/3	2/5	2/4
12	MOON Kyeong Ha								
Totals		19/42	45	5/15	1/3	9/12	0/3	2/5	2/4

1st Half	
0 (1') 1	OH S
0 (2') 2	HUH S
1 (3') 2	
2 (6') 2	
3 (8') 2	
3 (9') 3	WOO S
4 (10') 3	
5 (11') 3	
5 (11') 4	LIM O
5 (12') 5	HUH S
6 (13') 5	
6 (13') 6	JANG S
7 (14') 6	
7 (15') 7	JANG S
8 (15') 7	
8 (17') 8	LIM O
9 (18') 8	
9 (18') 9	LIM O
10 (19') 9	
10 (19') 10	LIM O
10 (21') 11	JANG S
11 (22') 11	
12 (24') 11	
12 (25') 12	LEE S
12 (27') 13	JANG S
13 (27') 13	
13 (27') 14	MOON P
13 (28') 15	OH S
13 (29') 16	LIM O
13 (29') 17	LEE S
13 (30') 18	WOO S

2nd Half	
14 (31') 18	
14 (32') 19	JANG S
15 (36') 19	
15 (36') 20	MOON P
16 (37') 20	
16 (37') 21	LIM O
17 (42') 21	
17 (43') 22	KIM C
18 (43') 22	
18 (43') 23	KIM C
18 (44') 24	WOO S
19 (45') 24	
19 (46') 25	KIM C
20 (47') 25	
20 (49') 26	LIM O
20 (51') 27	LIM O
21 (53') 27	
21 (56') 28	WOO S
22 (57') 28	
22 (57') 29	HUH Y
22 (59') 30	KIM C
23 (60') 30	

LEGEND

G/S	Goals / Shots	%	Efficiency	6m	6-metre Shots	7m	7-metre Shots	9m	9-metre Shots
S/S	Saves / Shots	Wing	Wing Shots	FB	Fast Breaks	BT	Breakthroughs	EX	Exclusions
YC	Yellow Cards	RC	Red Cards	2Min	2 Minute Suspensions				
+	2 Minute + 2 Minute Suspensions								



Match Team Statistics

Ομαδικές Στατιστικές Αγώνα / Statistiques du match par équipe

Match No: 17

FRA 23 - 30 KOR
(13-18) (10-12)

Referees: (13) ARNALDSSON S / (14) VIDARSSON J (ISL)

FRA - France

Players		Shots								Offence		Defence		Penalties				TP
No.	Name	G/S	%	6m	Wing	9m	7m	FB	BT	AS	TF	ST	BS	YC	2Min	RC	EX	
1	DUDZIAK Joanne																	29:12
2	CENDIER AJAGUIN Isabelle	2/4	50	1/2		1/2					2	1						32:07
3	VOGEIN Estelle									2								25:25
4	LEJEUNE Leila	5/9	56			0/4	3/3	1/1	1/1	3	5	1						29:41
5	DELERCE Sandrine																	12:25
7	MYARO Nodjialem	3/7	43	0/1		2/4		1/1	0/1		3							22:18
8	PECQUEUX ROLLAND Veronique	1/6	17	1/4				0/1	0/1	1	1				1	1		44:41
10	HERBRECHT Sophie	0/4	0			0/1		0/2	0/1	1	2			1	1			36:04
11	CANO Stephanie	1/2	50		1/1	0/1					3							34:48
13	WENDLING Isabelle	8/10	80	7/8				0/1	1/1			4						39:24
14	KORFANTY Myriam	0/2	0	0/1		0/1				1	4			1	1			23:07
16	NICOLAS Valerie																	30:48
17	GUEHL Delphine	2/3	67	1/1				1/2			2							15:54
20	TERVEL Raphaëlle	1/3	33		1/3					2		2		1				44:06
Bench / Team																		
Totals		23/50	46	10/17	2/4	3/13	3/3	3/8	2/5	10	21	8		3	3			

Goalkeepers		Total Shots		6m Shots		Wing Shots		9m Shots		7m Shots		Fast Breaks		Breakthroughs	
No.	Name	S/S	%	S/S	%	S/S	%	S/S	%	S/S	%	S/S	%	S/S	%
1	DUDZIAK Joanne	11/22	50	4/8	50	1/4	25	3/4	75			3/4	75	0/2	0
16	NICOLAS Valerie	9/28	32	1/7	14	2/4	50	3/4	75	3/7	43	0/4	0	0/2	0
Totals		20/50	40	5/15	33	3/8	38	6/8	75	3/7	43	3/8	38	0/4	0

Team Shots	Goals	Saves	Missed	Post	Blocked	Total	%
6m Shots	10	5		2		17	59
Wing Shots	2	1		1		4	50
9m Shots	3	9			1	13	23
7m Shots	3				n/a	3	100
Fast Breaks	3	2	1	2		8	38
Breakthroughs	2	2	1			5	40
Totals	23	19	2	5	1	50	46

Number of Attacks: 68, Scoring Efficiency: 34%



Match Team Statistics

Ομαδικές Στατιστικές Αγώνα / Statistiques du match par équipe

Match No: 17

FRA 23 - 30 KOR
(13-18) (10-12)

Referees: (13) ARNALDSSON S / (14) VIDARSSON J (ISL)

FRA - France

Shots Distribution

Players			Goals / Shots		
2 CENDIER AJAGUIN I	3 VOGEGIN E	4 LEJEUNE L	5 DELERCE S	7 MYARO N	8 PECQUEUX ROLLAND V
1/1		2/3 3/3	0/1 0/1	0/1 1/2	0/1 0/1 1/1
1-Post				1-Missed	1-Missed 1-Post
10 HERBRECHT S	11 CANO S	13 WENDLING I	14 KORFANTY M	17 GUEHL D	20 TERVEL R
0/1		1/3 3/3	0/1 0/1	2/2	0/1 0/1 1/1
1-Post				1-Post	1-Post

Team

Offence

Defence

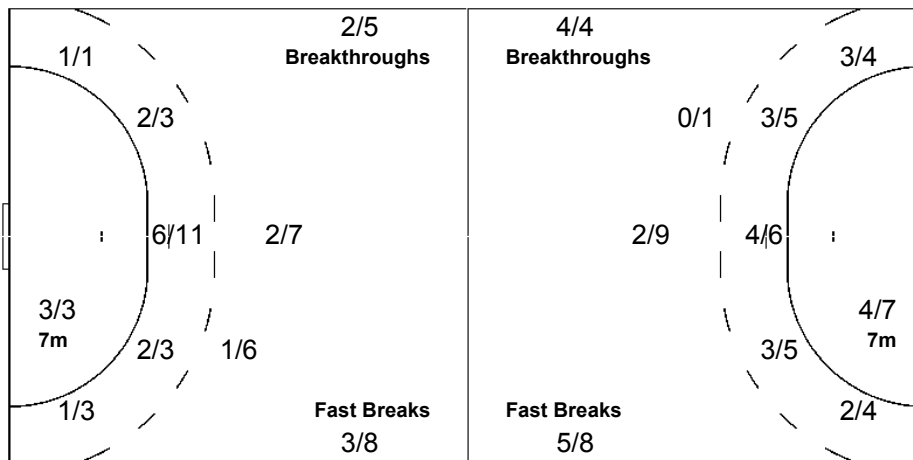
Goalkeepers

Goals / Shots

	1/3	4/5
3/9	0/1	2/7
6/9	3/3	4/5
2-Missed	5-Post	1-Blocked

Saves / Shots

1/5	1/5	3/6
3/5	6/7	4/5
2/10	0/4	0/3



1 DUDZIAK J

1/4	1/2	3/4
2/2	3/3	1/1
0/3	0/1	0/2

16 NICOLAS V

0/1	0/3	0/2
1/3	3/4	3/4
2/7	0/3	0/1



Match Team Statistics

Ομαδικές Στατιστικές Αγώνα / Statistiques du match par équipe

Match No: 17

FRA 23 - 30 KOR
(13-18) (10-12)

Referees: (13) ARNALDSSON S / (14) VIDARSSON J (ISL)

KOR - Korea

Players		Shots								Offence		Defence		Penalties				TP
No.	Name	G/S	%	6m	Wing	9m	7m	FB	BT	AS	TF	ST	BS	YC	2Min	RC	EX	
1	OH Yong Ran									1	1							60:00
2	WOO Sun Hee	4/8	50		2/4			2/4		1		3		1				60:00
4	HUH Soon Young	2/3	67	2/3							1	2		1	1			43:50
5	LEE Gong Joo																	03:24
7	JANG So Hee	5/8	63	1/2	3/4			1/2		3	1	1						56:36
8	KIM Hyun Ok																	
9	KIM Cha Youn	4/5	80	3/4					1/1		3		1	1	2			44:33
10	OH Seong Ok	2/4	50	1/1		0/2		1/1		6	2	3			1			57:52
11	HUH Young Sook	1/1	100			1/1					1							03:55
12	MOON Kyeong Ha																	
13	LIM O Kyeong	8/13	62	2/3		1/4	2/3	1/1	2/2	5	5							25:16
15	LEE Sang Eun	2/4	50				2/4			2	3							40:53
19	CHOI Im Jeong	0/1	0			0/1					2							04:02
20	MOON Pil Hee	2/6	33	1/3		0/2			1/1									19:39
	Bench / Team																	
Totals		30/53	57	10/16	5/8	2/10	4/7	5/8	4/4	18	19	9	1	3	4			

Goalkeepers		Total Shots		6m Shots		Wing Shots		9m Shots		7m Shots		Fast Breaks		Breakthroughs	
No.	Name	S/S	%	S/S	%	S/S	%	S/S	%	S/S	%	S/S	%	S/S	%
1	OH Yong Ran	19/42	45	5/15	33	1/3	33	9/12	75	0/3	0	2/5	40	2/4	50
12	MOON Kyeong Ha														
Totals		19/42	45	5/15	33	1/3	33	9/12	75	0/3	0	2/5	40	2/4	50

Team Shots	Goals	Saves	Missed	Post	Blocked	Total	%
6m Shots	10	5		1		16	63
Wing Shots	5	3				8	63
9m Shots	2	6	2			10	20
7m Shots	4	3			n/a	7	57
Fast Breaks	5	3				8	63
Breakthroughs	4					4	100
Totals	30	20	2	1		53	57

Number of Attacks: 69, Scoring Efficiency: 43%



Match Team Statistics

Ομαδικές Στατιστικές Αγώνα / Statistiques du match par équipe

Match No: 17

FRA 23 - 30 KOR
(13-18) (10-12)

Referees: (13) ARNALDSSON S / (14) VIDARSSON J (ISL)

KOR - Korea

Shots Distribution

Players

Goals / Shots

2 WOO S			4 HUH S			5 LEE G			7 JANG S			8 KIM H			9 KIM C		
2/2		1/1	1/1	1/1	0/1				1/1	2/3					0/1		1/1
	0/4								0/1		0/1						
	1/1								2/2						1/1		2/2
10 OH S			11 HUH Y			13 LIM O			15 LEE S			19 CHOI I			20 MOON P		
0/1							2/2	1/3	1/1								0/1
							0/1	1/2			0/1		0/1		1/2		
1/1		1/1	1/1			2/2	2/2		0/1	1/1					1/2		
1-Missed						1-Missed						1-Post					

Team

Offence

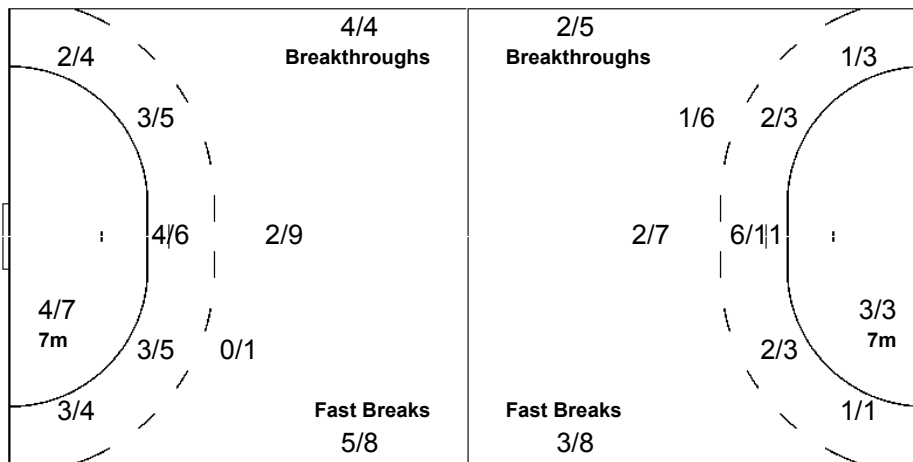
Defence

Goalkeepers

Goals / Shots

4/5	4/5	3/6
2/5	1/7	1/5
8/10	4/4	3/3

2-Missed 1-Post



Saves / Shots

	2/3	1/5
6/9	1/1	5/7
3/9	0/3	1/5

1 OH Y

	2/3	1/5
6/9	1/1	5/7
3/9	0/3	1/5

12 MOON K

LEGEND									
G/S Goals / Shots	% Efficiency	6m 6-metre Shots	7m 7-metre Shots	9m 9-metre Shots					
S/S Saves / Shots	Wing Wing Shots	FB Fast Breaks	BT Breakthroughs	EX Exclusions					
AS Assists	TF Technical Faults	ST Steals	BS Blocked Shots	TP Time Played					
YC Yellow Cards	RC Red Cards	n/a not applicable	2Min 2 Minute Suspensions						
+ 2 Minute + 2 Minute Suspensions									



Results

Αποτελέσματα / Résultats

Match No: 20

DEN 38 - 22 ANG
(19-8) (19-14)

Referees: (11) BAVAS F / (12) MIGAS S (GRE)

RUNNING SCORE

DEN - ANG

DEN - Denmark

Players		Shots								Penalties			
No.	Name	G/S	%	6m	Wing	9m	7m	FB	BT	YC	2Min	RC	EX
1	NOERGAARD Louise Bager												
2	SKOV Rikke	1/3	33	0/1					1/2	1			
3	MIKKELSEN Henriette Roende	5/9	56	0/1	2/5		1/1	2/2			1		
5	VESTERGAARD Mette	1/2	50			0/1	1/1			1			
10	JOERGENSEN Rikke Hoerlykke	4/5	80	0/1	1/1			1/1	2/2		1		
11	THOMSEN Camilla Ingemann	2/3	67	2/3						1			
12	MORTENSEN Karin Oernhoej												
14	JENSEN Trine	4/8	50	2/2		1/3		1/1	0/2				
15	FRUELUND Katrine	5/7	71	2/2	0/1	0/1			3/3				
16	SCHMIDT Rikke												
17	ANDERSEN Kristine	3/6	50	1/1		2/4	0/1						
18	BROEDSGAARD Karen	3/3	100	2/2				1/1					
19	DAUGAARD Line	7/8	88	2/2	1/1			4/5					
21	TOURAY Josephine	3/3	100	1/1				2/2					
	Bench / Team												
	Totals	38/57	67	12/16	4/8	3/9	2/3	11/12	6/9	3	2		

Goalkeepers		Saves							
No.	Name	S/S	%	6m	Wing	9m	7m	FB	BT
1	NOERGAARD Louise Bager	4/10	40	2/3		2/4	0/1	0/1	0/1
12	MORTENSEN Karin Oernhoej	2/8	25	1/1		1/7			
16	SCHMIDT Rikke	12/22	55		2/3	6/10	1/2	1/2	2/5
	Totals	18/40	45	3/4	2/3	9/21	1/3	1/3	2/6

ANG - Angola

Players		Shots								Penalties			
No.	Name	G/S	%	6m	Wing	9m	7m	FB	BT	YC	2Min	RC	EX
1	TAVARES Odete												
3	BENGUE Ilda	8/16	50		1/1	5/12	0/1		2/2		1		
4	LARICA Belina	4/7	57			2/3		1/1	1/3		1		
6	AMARAL Rosa	1/3	33	1/3						1	1		
7	JOLOLO Ines												
8	ALMEIDA Nair	4/10	40			3/8			1/2	1			
9	TORRES Lili										1		
10	FERNANDES Isabel	0/4	0	0/1	0/2	0/1							
11	KIALA Luisa	0/3	0	0/1		0/2							
12	BARBOSA Neyde												
14	PIO Dionisia	0/3	0		0/1	0/1		0/1					
15	NETO Anica	0/1	0			0/1					1		
16	PEDRO Maria												
18	TAVARES Elzira	5/6	83			2/3	2/2	1/1		1			
	Bench / Team												
	Totals	22/53	42	1/5	1/4	12/31	2/3	2/3	4/7	3	5		

Goalkeepers		Saves							
No.	Name	S/S	%	6m	Wing	9m	7m	FB	BT
1	TAVARES Odete	0/3	0	0/3					
12	BARBOSA Neyde								
16	PEDRO Maria	11/46	24	2/11	3/7	4/7	1/3	0/11	1/7
	Totals	11/49	22	2/14	3/7	4/7	1/3	0/11	1/7

		1st Half				
DAUGAARD L	1	(1')	0			
	1	(3')	1	ALMEIDA N		
	1	(5')	2	ALMEIDA N		
FRUELUND K	2	(5')	2			
DAUGAARD L	3	(5')	2			
BROEDSGAARD K	4	(7')	2			
	4	(7')	3	ALMEIDA N		
DAUGAARD L	5	(9')	3			
	5	(9')	4	BENGUE I		
ANDERSEN K	6	(10')	4			
JOERGENSEN R	7	(11')	4			
JOERGENSEN R	8	(12')	4			
ANDERSEN K	9	(14')	4			
TOURAY J	10	(14')	4			
	10	(15')	5	BENGUE I		
JOERGENSEN R	11	(15')	5			
TOURAY J	12	(17')	5			
	12	(17')	6	BENGUE I		
	12	(19')	7	TAVARES E		
TOURAY J	13	(20')	7			
THOMSEN C	14	(23')	7			
FRUELUND K	15	(25')	7			
JENSEN T	16	(26')	7			
MIKKELSEN H	17	(27')	7			
	17	(27')	8	ALMEIDA N		
MIKKELSEN H	18	(29')	8			
VESTERGAARD M	19	(30')	8			

		2nd Half				
ANDERSEN K	20	(31')	8			
	20	(33')	9	BENGUE I		
	20	(35')	10	LARICA B		
FRUELUND K	21	(35')	10			
FRUELUND K	22	(36')	10			
	22	(37')	11	LARICA B		
BROEDSGAARD K	23	(37')	11			
DAUGAARD L	24	(39')	11			
BROEDSGAARD K	25	(39')	11			
	25	(42')	12	BENGUE I		
	25	(44')	13	BENGUE I		
FRUELUND K	26	(44')	13			
	26	(45')	14	BENGUE I		
JENSEN T	27	(45')	14			
	27	(46')	15	TAVARES E		
THOMSEN C	28	(47')	15			
	28	(48')	16	LARICA B		
JOERGENSEN R	29	(49')	16			
	29	(51')	17	AMARAL R		
	29	(52')	18	BENGUE I		
MIKKELSEN H	30	(52')	18			
DAUGAARD L	31	(53')	18			
	31	(53')	19	TAVARES E		
JENSEN T	32	(54')	19			
	32	(55')	20	TAVARES E		
MIKKELSEN H	33	(56')	20			
SKOV R	34	(57')	20			
DAUGAARD L	35	(58')	20			
	35	(59')	21	TAVARES E		
DAUGAARD L	36	(59')	21			
	36	(59')	22	LARICA B		
JENSEN T	37	(60')	22			
MIKKELSEN H	38	(60')	22			

LEGEND									
G/S	Goals / Shots	%	Efficiency	6m	6-metre Shots	7m	7-metre Shots	9m	9-metre Shots
S/S	Saves / Shots	Wing	Wing Shots	FB	Fast Breaks	BT	Breakthroughs	EX	Exclusions
YC	Yellow Cards	RC	Red Cards	2Min	2 Minute Suspensions				
+	2 Minute + 2 Minute Suspensions								



Match Team Statistics

Ομαδικές Στατιστικές Αγώνα / Statistiques du match par équipe

Match No: 20

DEN 38 - 22 ANG
(19-8) (19-14)

Referees: (11) BAVAS F / (12) MIGAS S (GRE)

DEN - Denmark

Players		Shots								Offence		Defence		Penalties				TP
No.	Name	G/S	%	6m	Wing	9m	7m	FB	BT	AS	TF	ST	BS	YC	2Min	RC	EX	
1	NOERGAARD Louise Bager									1								12:16
2	SKOV Rikke	1/3	33	0/1					1/2	2	1		3	1				39:11
3	MIKKELSEN Henriette Roende	5/9	56	0/1	2/5		1/1	2/2		1					1			43:14
5	VESTERGAARD Mette	1/2	50			0/1	1/1			4	1	1		1				22:29
10	JOERGENSEN Rikke Hoerlykke	4/5	80	0/1	1/1			1/1	2/2	2	3	1			1			26:31
11	THOMSEN Camilla Ingemann	2/3	67	2/3							2	1	2	1				26:24
12	MORTENSEN Karin Oernhoej																	16:57
14	JENSEN Trine	4/8	50	2/2		1/3		1/1	0/2	2	2	1						56:26
15	FRUELUND Katrine	5/7	71	2/2	0/1	0/1			3/3	3	1	1	1					42:52
16	SCHMIDT Rikke									2								30:47
17	ANDERSEN Kristine	3/6	50	1/1		2/4	0/1			1		1						22:55
18	BROEDSGAARD Karen	3/3	100	2/2				1/1		1	2		1					31:47
19	DAUGAARD Line	7/8	88	2/2	1/1			4/5		3	1	1						37:31
21	TOURAY Josephine	3/3	100	1/1				2/2										10:40
	Bench / Team																	
	Totals	38/57	67	12/16	4/8	3/9	2/3	11/12	6/9	22	13	7	7	3	2			

Goalkeepers		Total Shots		6m Shots		Wing Shots		9m Shots		7m Shots		Fast Breaks		Breakthroughs	
No.	Name	S/S	%	S/S	%	S/S	%	S/S	%	S/S	%	S/S	%	S/S	%
1	NOERGAARD Louise Bager	4/10	40	2/3	67			2/4	50	0/1	0	0/1	0	0/1	0
12	MORTENSEN Karin Oernhoej	2/8	25	1/1	100			1/7	14						
16	SCHMIDT Rikke	12/22	55			2/3	67	6/10	60	1/2	50	1/2	50	2/5	40
	Totals	18/40	45	3/4	75	2/3	67	9/21	43	1/3	33	1/3	33	2/6	33

Team Shots	Goals	Saves	Missed	Post	Blocked	Total	%
6m Shots	12	2		2		16	75
Wing Shots	4	3		1		8	50
9m Shots	3	4		1	1	9	33
7m Shots	2	1			n/a	3	67
Fast Breaks	11			1		12	92
Breakthroughs	6	1	1	1		9	67
Totals	38	11	1	6	1	57	67

Number of Attacks: 64, Scoring Efficiency: 59%



Match Team Statistics

Ομαδικές Στατιστικές Αγώνα / Statistiques du match par équipe

Match No: 20

DEN 38 - 22 ANG
(19-8) (19-14)

Referees: (11) BAVAS F / (12) MIGAS S (GRE)

DEN - Denmark

Shots Distribution

Players

Goals / Shots

2 SKOV R			3 MIKKELSEN H			5 VESTERGAARD M			10 JOERGENSEN R			11 THOMSEN C			14 JENSEN T		
0/1			0/1	0/1					1/1								1/1
1/1			1/1	0/1	1/1	0/1			1/1							1/1	
	0/1		0/1	2/2	1/1	1/1			1/1	1/1			1/1	1/1	1/1		1/2

1-Post

1-Post

1-Missed 1-Post 1-Blocked

15 FRUELUND K			17 ANDERSEN K			18 BROEDSGAARD K			19 DAUGAARD L			21 TOURAY J		
	2/2						1/1				1/1			
										1/1	1/1			1/1
2/2	1/1	0/1			3/5		2/2		2/2		2/2	1/1		1/1

1-Post

1-Post

1-Post

Team

Goals / Shots

Offence

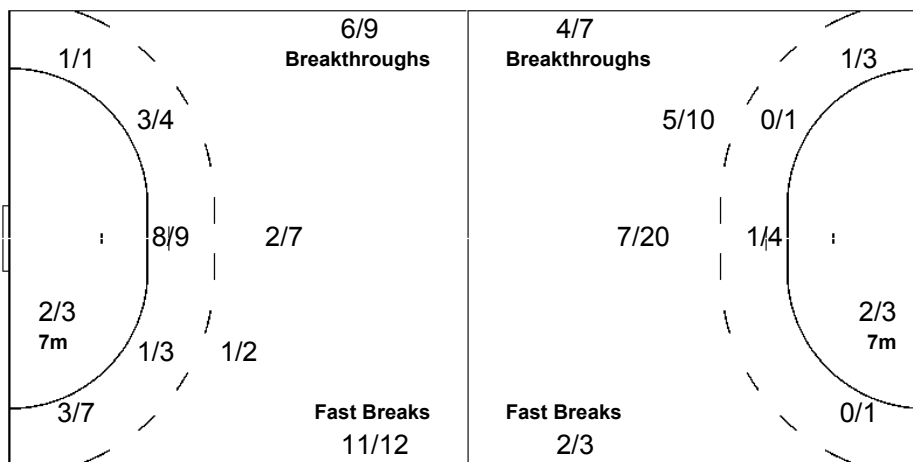
Defence

Goalkeepers

Saves / Shots

1/2	3/5	2/2
3/4	2/3	3/3
8/9	7/8	9/13

1-Missed 6-Post 1-Blocked



0/5		1/5
3/4	2/2	3/5
4/8		5/11

1 NOERGAARD L		
2/3	1/1	0/1
0/1		1/4

12 MORTENSEN K		
0/2		0/3
1/1		
1/2		

16 SCHMIDT R		
0/3		1/2
	1/1	3/4
3/5		4/7



Match Team Statistics

Ομαδικές Στατιστικές Αγώνα / Statistiques du match par équipe

Match No: 20

DEN 38 - 22 ANG
(19-8) (19-14)

Referees: (11) BAVAS F / (12) MIGAS S (GRE)

ANG - Angola

Players		Shots								Offence		Defence		Penalties				TP
No.	Name	G/S	%	6m	Wing	9m	7m	FB	BT	AS	TF	ST	BS	YC	2Min	RC	EX	
1	TAVARES Odete																	05:33
3	BENGUE Ilda	8/16	50		1/1	5/12	0/1		2/2		3		1		1			45:32
4	LARICA Belina	4/7	57			2/3		1/1	1/3		2				1			37:47
6	AMARAL Rosa	1/3	33	1/3							1	1		1	1			39:20
7	JOLOLO Ines																	09:12
8	ALMEIDA Nair	4/10	40			3/8			1/2		3	1		1				44:19
9	TORRES Lili												1		1			11:36
10	FERNANDES Isabel	0/4	0	0/1	0/2	0/1				1	2							50:33
11	KIALA Luisa	0/3	0	0/1		0/2					1							25:10
12	BARBOSA Neyde																	
14	PIO Dionisia	0/3	0		0/1	0/1		0/1		2	3	1						53:24
15	NETO Anica	0/1	0			0/1									1			16:04
16	PEDRO Maria																	54:27
18	TAVARES Elzira	5/6	83			2/3	2/2	1/1		1	3			1				27:03
Bench / Team																		
Totals		22/53	42	1/5	1/4	12/31	2/3	2/3	4/7	4	18	3	2	3	5			

Goalkeepers		Total Shots		6m Shots		Wing Shots		9m Shots		7m Shots		Fast Breaks		Breakthroughs	
No.	Name	S/S	%	S/S	%	S/S	%	S/S	%	S/S	%	S/S	%	S/S	%
1	TAVARES Odete	0/3	0	0/3	0										
12	BARBOSA Neyde														
16	PEDRO Maria	11/46	24	2/11	18	3/7	43	4/7	57	1/3	33	0/11	0	1/7	14
Totals		11/49	22	2/14	14	3/7	43	4/7	57	1/3	33	0/11	0	1/7	14

Team Shots	Goals	Saves	Missed	Post	Blocked	Total	%
6m Shots	1	3	1			5	20
Wing Shots	1	2	1			4	25
9m Shots	12	9	3	2	5	31	39
7m Shots	2	1			n/a	3	67
Fast Breaks	2	1				3	67
Breakthroughs	4	2	1			7	57
Totals	22	18	6	2	5	53	42

Number of Attacks: 65, Scoring Efficiency: 34%



Match Team Statistics

Ομαδικές Στατιστικές Αγώνα / Statistiques du match par équipe

Match No: 20

DEN 38 - 22 ANG
(19-8) (19-14)

Referees: (11) BAVAS F / (12) MIGAS S (GRE)

ANG - Angola

Shots Distribution

Players

Goals / Shots

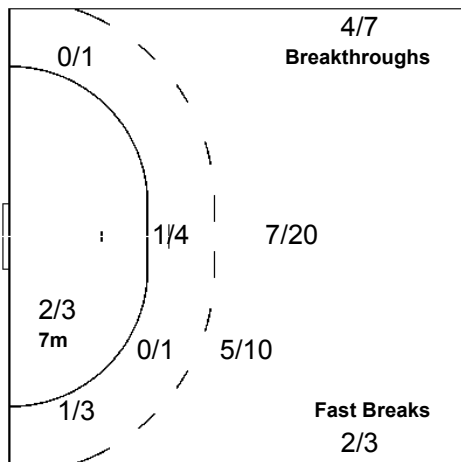
3 BENGUE I			4 LARICA B			6 AMARAL R			7 JOLOLO I			8 ALMEIDA N			9 TORRES L		
3/3		1/2			1/1							1/1		2/2			
	0/2	0/1			1/1	0/1								0/1			
2/3		2/2	2/2		0/2			1/2				0/1		1/2			
1-Missed		2-Blocked			1-Blocked							1-Missed	1-Post	1-Blocked			
10 FERNANDES I			11 KIALA L			14 PIO D			15 NETO A			18 TAVARES E					
												1/1					
		0/1	0/2									1/1		1/1			
						0/1		0/1				0/1		2/2			
3-Missed					1-Post	1-Missed					1-Blocked						

Team

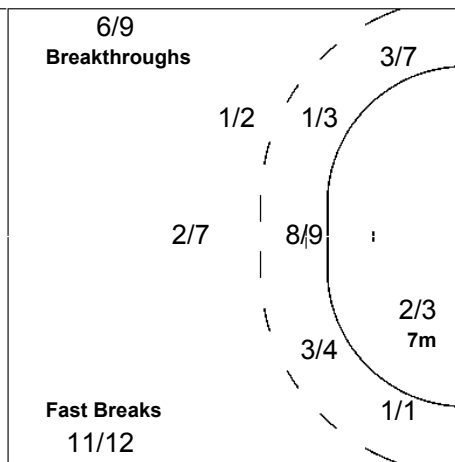
Goals / Shots

5/5		4/5
1/4	0/2	2/5
4/8		6/11
6-Missed	2-Post	5-Blocked

Offence



Defence



Goalkeepers

Saves / Shots

1/2	2/5	0/2
1/4	1/3	0/3
1/9	1/8	4/13

1 TAVARES O

	0/1	
	0/2	

12 BARBOSA N

16 PEDRO M

1/2	2/5	0/2
1/4	1/2	0/3
1/9	1/6	4/13

LEGEND

G/S Goals / Shots	% Efficiency	6m 6-metre Shots	7m 7-metre Shots	9m 9-metre Shots
S/S Saves / Shots	Wing Wing Shots	FB Fast Breaks	BT Breakthroughs	EX Exclusions
AS Assists	TF Technical Faults	ST Steals	BS Blocked Shots	TP Time Played
YC Yellow Cards	RC Red Cards	n/a not applicable	2Min 2 Minute Suspensions	
+ 2 Minute + 2 Minute Suspensions				



CORRECTED

Results

Αποτελέσματα / Résultats

Match No: 21

GRE 23 - 38 ANG
(11-18) (12-20)

Referees: (1) BOYE J / (2) JENSEN B (DEN)

RUNNING SCORE

GRE - ANG

GRE - Greece

Players		Shots								Penalties			
No.	Name	G/S	%	6m	Wing	9m	7m	FB	BT	YC	2Min	RC	EX
2	PSATHA Anna	3/7	43	3/5				0/2		1	1		
3	POIMENIDOU Eleni	4/4	100	1/1				3/3			2		
5	POTARI Eleni	6/8	75	1/1	2/4			3/3					
7	DOROTHEOU Georgia	0/1	0		0/1								
8	VEMI Panagoula												
10	SKARA Vasiliki	1/3	33			1/3							
11	GKOLIA Grigoria	2/9	22			0/6	2/2		0/1	1			
12	NIKOLI Elena												
15	SOUSA Tatiana	4/11	36			1/8		2/2	1/1				
16	MAVROGENI Eleftheria												
17	PATSIOU Anastasia	1/3	33		0/1	0/1		1/1					
18	MICHALOPOULOU Michaela	1/2	50					1/2					
19	GIOUPE Styliani	1/8	13	0/1		1/5		0/2		1			
20	THEODORIDOU Vicky	0/2	0					0/2					
Bench / Team													
Totals		23/58	40	5/8	2/6	3/23	2/2	10/17	1/2	3	3		

Goalkeepers		Saves							
No.	Name	S/S	%	6m	Wing	9m	7m	FB	BT
12	NIKOLI Elena	8/35	23	1/7	1/4	2/12	1/2	3/10	
16	MAVROGENI Eleftheria	5/16	31	1/1	3/6	1/3	0/1	0/5	
Totals		13/51	25	2/8	4/10	3/15	1/3	3/15	

ANG - Angola

Players		Shots								Penalties			
No.	Name	G/S	%	6m	Wing	9m	7m	FB	BT	YC	2Min	RC	EX
1	TAVARES Odete												
3	BENGUE Ilda	8/10	80			5/6	1/2	2/2					
4	LARICA Belina	3/5	60	1/2	1/1	1/2							
6	AMARAL Rosa	1/3	33	1/3						1	1		
7	JOLOLO Ines	4/7	57	1/1	3/5			0/1					
8	ALMEIDA Nair	3/4	75	1/1		1/2		1/1		1			
9	TORRES Lili												
10	FERNANDES Isabel	6/8	75		0/1	2/2		4/5					
11	KIALA Luisa	5/8	63		1/2	1/1	0/1	3/4					
12	BARBOSA Neyde												
14	PIO Dionisia	1/4	25		1/3			0/1					
15	NETO Anica	3/4	75	2/3				1/1					
16	PEDRO Maria												
18	TAVARES Elzira	4/8	50			2/4	1/2	1/2		1	1		
Bench / Team													
Totals		38/61	62	6/10	6/12	12/17	2/5	12/17		3	2		

Goalkeepers		Saves							
No.	Name	S/S	%	6m	Wing	9m	7m	FB	BT
1	TAVARES Odete	23/45	51	2/6	3/5	13/16	0/2	5/15	0/1
12	BARBOSA Neyde								
16	PEDRO Maria	0/1	0	0/1					
Totals		23/46	50	2/7	3/5	13/16	0/2	5/15	0/1

1st Half		
PSATHA A	1 (1')	0
	1 (3')	1
SKARA V	2 (3')	1
	2 (3')	2
	2 (5')	3
	2 (6')	4
POIMENIDOU E	3 (6')	4
POTARI E	4 (8')	4
	4 (9')	5
PATSIOU A	5 (10')	5
	5 (11')	6
	5 (13')	7
	5 (14')	8
PSATHA A	6 (15')	8
GIOUPE S	7 (18')	8
	7 (18')	9
SOUSA T	8 (18')	9
	8 (20')	10
	8 (21')	11
	8 (21')	12
	8 (23')	13
GKOLIA G	9 (24')	13
	9 (25')	14
SOUSA T	10 (25')	14
	10 (26')	15
	10 (27')	16
	10 (28')	17
	10 (29')	18
GKOLIA G	11 (30')	18

2nd Half		
	11 (33')	19
SOUSA T	12 (34')	19
	12 (35')	20
	12 (36')	21
POTARI E	13 (37')	21
MICHALOPOULOU M	14 (39')	21
SOUSA T	15 (39')	21
PSATHA A	16 (40')	21
	16 (42')	22
	16 (42')	23
POTARI E	17 (44')	23
	17 (44')	24
	17 (45')	25
	17 (46')	26
	17 (47')	27
	17 (48')	28
	17 (48')	29
POTARI E	18 (49')	29
	18 (50')	30
	18 (51')	31
	18 (51')	32
POTARI E	19 (52')	32
POTARI E	20 (52')	32
	20 (53')	33
	20 (54')	34
	20 (55')	35
	20 (56')	36
POIMENIDOU E	21 (57')	36
	21 (59')	37
POIMENIDOU E	22 (60')	37
	22 (60')	38
POIMENIDOU E	23 (60')	38

NOTE: Correction of Venue

LEGEND									
G/S	Goals / Shots	%	Efficiency	6m	6-metre Shots	7m	7-metre Shots	9m	9-metre Shots
S/S	Saves / Shots	Wing	Wing Shots	FB	Fast Breaks	BT	Breakthroughs	EX	Exclusions
YC	Yellow Cards	RC	Red Cards	2Min	2 Minute Suspensions				
+	2 Minute + 2 Minute Suspensions								



CORRECTED

Match Team Statistics

Ομαδικές Στατιστικές Αγώνα / Statistiques du match par équipe

Match No: 21

GRE 23 - 38 ANG
(11-18) (12-20)

Referees: (1) BOYE J / (2) JENSEN B (DEN)

GRE - Greece

No.	Name	Shots								Offence		Defence		Penalties			TP	
		G/S	%	6m	Wing	9m	7m	FB	BT	AS	TF	ST	BS	YC	2Min	RC		EX
2	PSATHA Anna	3/7	43	3/5				0/2		1	2	2		1	1			45:13
3	POIMENIDOU Eleni	4/4	100	1/1				3/3			1	2			2			33:09
5	POTARI Eleni	6/8	75	1/1	2/4			3/3		2	1	3						60:00
7	DOROTHEOU Georgia	0/1	0		0/1					1	2	2						22:59
8	VEMI Panagoula																	10:41
10	SKARA Vasiliki	1/3	33			1/3				1	4							14:41
11	GKOLIA Grigoria	2/9	22			0/6	2/2		0/1	2	6			1				33:14
12	NIKOLI Elena																	39:31
15	SOUSA Tatiana	4/11	36			1/8		2/2	1/1	1	1							28:03
16	MAVROGENI Eleftheria																	20:29
17	PATSIU Anastasia	1/3	33		0/1	0/1		1/1			1							29:10
18	MICHALOPOULOU Michaela	1/2	50					1/2		1	1	1						27:31
19	GIOUPI Styliani	1/8	13	0/1		1/5		0/2		2	4			1				33:50
20	THEODORIDOU Vicky	0/2	0					0/2				2						21:29
Bench / Team																		
Totals		23/58	40	5/8	2/6	3/23	2/2	10/17	1/2	11	23	12		3	3			

No.	Name	Total Shots		6m Shots		Wing Shots		9m Shots		7m Shots		Fast Breaks		Breakthroughs	
		S/S	%	S/S	%	S/S	%	S/S	%	S/S	%	S/S	%	S/S	%
12	NIKOLI Elena	8/35	23	1/7	14	1/4	25	2/12	17	1/2	50	3/10	30		
16	MAVROGENI Eleftheria	5/16	31	1/1	100	3/6	50	1/3	33	0/1	0	0/5	0		
Totals		13/51	25	2/8	25	4/10	40	3/15	20	1/3	33	3/15	20		

Team Shots	Goals	Saves	Missed	Post	Blocked	Total	%
6m Shots	5	2	1			8	63
Wing Shots	2	3		1		6	33
9m Shots	3	13	4	2	1	23	13
7m Shots	2				n/a	2	100
Fast Breaks	10	5		2		17	59
Breakthroughs	1		1			2	50
Totals	23	23	6	5	1	58	40

Number of Attacks: 75, Scoring Efficiency: 31%



CORRECTED

Match Team Statistics

Ομαδικές Στατιστικές Αγώνα / Statistiques du match par équipe

Match No: 21

GRE 23 - 38 ANG
(11-18) (12-20)

Referees: (1) BOYE J / (2) JENSEN B (DEN)

GRE - Greece

Shots Distribution

Players

Goals / Shots

2 PSATHA A	3 POIMENIDOU E	5 POTARI E	7 DOROTHEOU G	8 VEMI P	10 SKARA V
0/1	1/1	1/1	1/1		
	1/1	1/2			1/1
1/2	1/1	0/1	0/1		
1/1	1/1	1/1			
1-Missed					2-Missed
11 GKOLIA G	15 SOUSA T	17 PATSIU A	18 MICHALOPOULOU M	19 GIOUPI S	20 THEODORIDOU V
1/1	1/3			0/1	
	0/1	0/1		0/1	0/1
0/1	1/3			0/1	0/1
0/1		1/1	1/1	1/1	
1/1	1/1			0/1	0/1
3-Missed	2-Post	1-Post	1-Post	1-Post	

Team

Offence

Defence

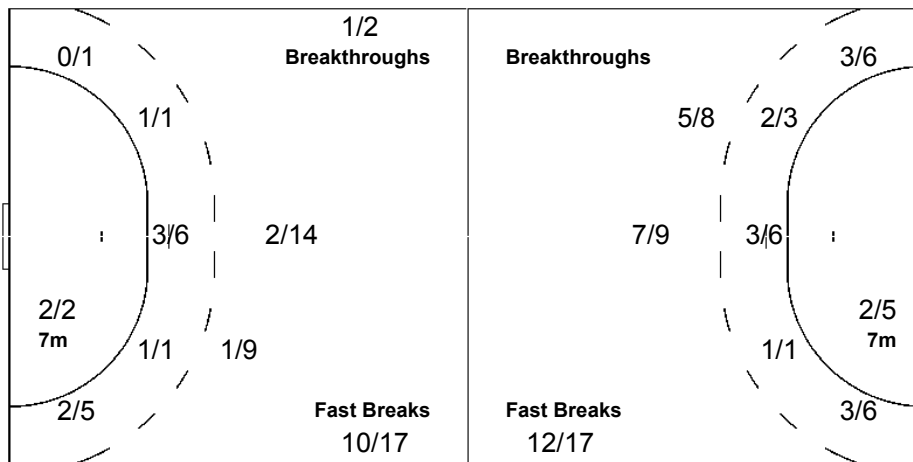
Goalkeepers

Goals / Shots

4/8	0/3	5/6
3/7	0/1	1/5
5/8	1/3	4/5
6-Missed	5-Post	1-Blocked

Saves / Shots

0/1	0/3	0/5
1/6	1/2	4/9
1/9	0/3	6/13



12 NIKOLI E

	0/2	0/3
1/4	1/2	2/6
1/7	0/2	3/9

16 MAVROGENI E

0/1	0/1	0/2
0/2		2/3
0/2	0/1	3/4



CORRECTED

Match Team Statistics

Ομαδικές Στατιστικές Αγώνα / Statistiques du match par équipe

Match No: 21

GRE 23 - 38 ANG
(11-18) (12-20)

Referees: (1) BOYE J / (2) JENSEN B (DEN)

ANG - Angola

Players		Shots							Offence		Defence		Penalties				TP	
No.	Name	G/S	%	6m	Wing	9m	7m	FB	BT	AS	TF	ST	BS	YC	2Min	RC		EX
1	TAVARES Odete									2	2							58:40
3	BENGUE Ilda	8/10	80			5/6	1/2	2/2		3	4	2						39:08
4	LARICA Belina	3/5	60	1/2	1/1	1/2				5	2							38:37
6	AMARAL Rosa	1/3	33	1/3							2	4	1	1	1			40:47
7	JOLOLO Ines	4/7	57	1/1	3/5			0/1				1						30:28
8	ALMEIDA Nair	3/4	75	1/1		1/2		1/1		1	1	1		1				16:29
9	TORRES Lili																	10:15
10	FERNANDES Isabel	6/8	75		0/1	2/2		4/5			1	2						29:32
11	KIALA Luisa	5/8	63		1/2	1/1	0/1	3/4			2	2						31:53
12	BARBOSA Neyde																	
14	PIO Dionisia	1/4	25		1/3			0/1			2	1						42:41
15	NETO Anica	3/4	75	2/3				1/1		2	1							28:31
16	PEDRO Maria											1						01:20
18	TAVARES Elzira	4/8	50			2/4	1/2	1/2		7	2	1		1	1			51:39
Bench / Team																		
Totals		38/61	62	6/10	6/12	12/17	2/5	12/17		20	19	15	1	3	2			

Goalkeepers		Total Shots		6m Shots		Wing Shots		9m Shots		7m Shots		Fast Breaks		Breakthroughs	
No.	Name	S/S	%	S/S	%	S/S	%	S/S	%	S/S	%	S/S	%	S/S	%
1	TAVARES Odete	23/45	51	2/6	33	3/5	60	13/16	81	0/2	0	5/15	33	0/1	0
12	BARBOSA Neyde														
16	PEDRO Maria	0/1	0	0/1	0										
Totals		23/46	50	2/7	29	3/5	60	13/16	81	0/2	0	5/15	33	0/1	0

Team Shots	Goals	Saves	Missed	Post	Blocked	Total	%
6m Shots	6	2		2		10	60
Wing Shots	6	4		2		12	50
9m Shots	12	3	1	1		17	71
7m Shots	2	1	1	1	n/a	5	40
Fast Breaks	12	3	1	1		17	71
Breakthroughs							
Totals	38	13	3	7		61	62

Number of Attacks: 74, Scoring Efficiency: 51%



CORRECTED

Match Team Statistics

Ομαδικές Στατιστικές Αγώνα / Statistiques du match par équipe

Match No: 21

GRE 23 - 38 ANG
(11-18) (12-20)

Referees: (1) BOYE J / (2) JENSEN B (DEN)

ANG - Angola

Shots Distribution

Players

Goals / Shots

3 BENGUE I	4 LARICA B	6 AMARAL R	7 JOLOLO I	8 ALMEIDA N	9 TORRES L
2/2	0/1	1/1	3/3		
2/2	3/3		0/1	1/1	
1-Missed	1-Post	1-Post	1-Post	1-Post	
10 FERNANDES I	11 KIALA L	14 PIO D	15 NETO A	18 TAVARES E	
	1/1			1/1	
	0/1			1/1	
	2/2			0/1	
	2/3	1/2	0/2	2/2	1/1
1-Post	1-Post			2-Missed 1-Post	

Team

Offence

Defence

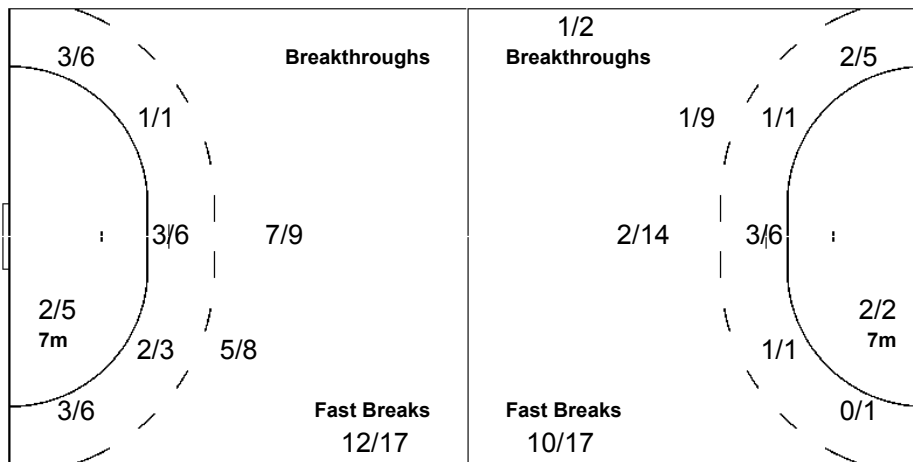
Goalkeepers

Goals / Shots

1/1	3/3	5/5
5/6	1/2	5/9
8/9	3/3	7/13
3-Missed	7-Post	

Saves / Shots

4/8	3/3	1/6
4/7	1/1	4/5
3/8	2/3	1/5



1 TAVARES O

4/8	3/3	1/6
4/7	1/1	4/4
3/8	2/3	1/5

12 BARBOSA N

16 PEDRO M

		0/1

NOTE: Correction of Venue

LEGEND

G/S Goals / Shots	% Efficiency	6m 6-metre Shots	7m 7-metre Shots	9m 9-metre Shots
S/S Saves / Shots	Wing Wing Shots	FB Fast Breaks	BT Breakthroughs	EX Exclusions
AS Assists	TF Technical Faults	ST Steals	BS Blocked Shots	TP Time Played
YC Yellow Cards	RC Red Cards	n/a not applicable	2Min 2 Minute Suspensions	
+ 2 Minute + 2 Minute Suspensions				

THU 26 AUG 2004
14:30

Handball
Χειροσφαίριση / Handball
WOMEN
Γυναίκες / Femmes
Quarterfinals
Προημιτελικοί / Quarts de finale



CORRECTED

Results

Αποτελέσματα / Résultats

Match No: 22

UKR 25 - 23 ESP
(12-9) (13-14)

Referees: (25) HANSSON P / (26) OLSSON P (SWE)

RUNNING SCORE

UKR - ESP

UKR - Ukraine

Players		Shots								Penalties			
No.	Name	G/S	%	6m	Wing	9m	7m	FB	BT	YC	2Min	RC	EX
1	BORYSENKO Nataliya												
3	BURMYSTROVA Ganna	3/8	38			0/3		1/1	2/4	1	1		
4	SHINKARENKO Tetyana	1/1	100					1/1					
5	VERGELYUK Maryna	4/11	36	0/1		0/3			4/7				
6	YATSENKO Olena	2/4	50		1/3			1/1					
7	SIUKALO Ganna	3/5	60	0/1		0/1			3/3		1		
8	RADCHENKO Olena	3/6	50		0/2			3/4		1			
9	TSYGITSA Olena	0/2	0			0/1			0/1				
10	MARKUSHEVSKA Galyna	4/4	100	4/4									
11	SHEVCHENKO Lyudmyla	1/1	100					1/1		1	1		
12	HONCHAROVA Iryna												
14	LYAPINA Nataliya	4/5	80				0/1	4/4				1	
15	BORODINA Anastasiya												
16	ZASPA Larysa												
Bench / Team													
Totals		25/47	53	4/6	1/5	0/8	0/1	11/12	9/15	3	4		

Goalkeepers		Saves							
No.	Name	S/S	%	6m	Wing	9m	7m	FB	BT
1	BORYSENKO Nataliya								
12	HONCHAROVA Iryna								
16	ZASPA Larysa	18/41	44	2/5	1/4	12/24	0/1	1/3	2/4
Totals		18/41	44	2/5	1/4	12/24	0/1	1/3	2/4

ESP - Spain

Players		Shots								Penalties			
No.	Name	G/S	%	6m	Wing	9m	7m	FB	BT	YC	2Min	RC	EX
1	LOPEZ Elisabeth												
3	PAREJA Susana	2/2	100		2/2								
5	AMOROS Vanessa	0/1	0		0/1					1			
6	LOPEZ Cristina	1/1	100		1/1								
7	ANDREU Maite	3/5	60			3/5							
8	GOMEZ Cristina												
9	MANGUE Marta	3/5	60	2/2		1/2			0/1		2		
10	BOX Diana												
11	PUCHE Montserrat	2/4	50	0/1		0/1	1/1	1/1		1			
13	FRAILE Susana	3/12	25			3/11		0/1		1			
14	ALONSO Patricia	3/7	43	0/1		0/3		1/1	2/2				
15	ORTUNO Isabel	6/10	60	1/1		5/8			0/1				
16	SANCHEZ Eugenia												
20	ONCINA Noelia												
Bench / Team													
Totals		23/47	49	3/5	3/4	12/30	1/1	2/3	2/4	3	2		

Goalkeepers		Saves							
No.	Name	S/S	%	6m	Wing	9m	7m	FB	BT
1	LOPEZ Elisabeth	7/15	47	1/5		4/4		0/2	2/4
16	SANCHEZ Eugenia	10/27	37		2/3	3/3	1/1	1/10	3/10
Totals		17/42	40	1/5	2/3	7/7	1/1	1/12	5/14

1st Half	
0 (2')	1 FRAILE S
1 (3')	1 ORTUNO I
1 (4')	2 PUCHE M
1 (6')	3 LOPEZ C
1 (8')	4 RADCHENKO O
2 (11')	4 SIUKALO G
3 (13')	4 LYAPINA N
4 (14')	4 ORTUNO I
5 (15')	5 RADCHENKO O
6 (16')	5 VERGELYUK M
7 (17')	5 LYAPINA N
8 (20')	5 SIUKALO G
9 (21')	5 LYAPINA N
9 (21')	6 PUCHE M
10 (23')	6 BURMYSTROVA G
10 (24')	7 MANGUE M
11 (25')	7 LYAPINA N
11 (26')	8 ALONSO P
11 (26')	9 ALONSO P
12 (28')	9 SIUKALO G
2nd Half	
12 (31')	10 MANGUE M
12 (32')	11 FRAILE S
13 (34')	11 SHEVCHENKO L
14 (36')	11 VERGELYUK M
14 (37')	12 PAREJA S
14 (38')	13 ALONSO P
15 (38')	13 VERGELYUK M
15 (39')	14 MANGUE M
16 (40')	14 BURMYSTROVA G
16 (41')	15 PAREJA S
17 (41')	15 YATSENKO O
18 (42')	15 RADCHENKO O
18 (43')	16 FRAILE S
19 (43')	16 BURMYSTROVA G
20 (45')	16 MARKUSHEVSKA G
20 (47')	17 ORTUNO I
21 (50')	17 MARKUSHEVSKA G
21 (51')	18 ORTUNO I
21 (53')	19 ANDREU M
22 (54')	19 VERGELYUK M
22 (54')	20 ORTUNO I
23 (54')	20 MARKUSHEVSKA G
23 (55')	21 ANDREU M
23 (57')	22 ANDREU M
24 (59')	22 MARKUSHEVSKA G
25 (60')	22 SHINKARENKO T
25 (60')	23 ORTUNO I

NOTE: Correction of Venue

LEGEND	G/S	Goals / Shots	%	Efficiency	6m	6-metre Shots	7m	7-metre Shots	9m	9-metre Shots
	S/S	Saves / Shots	Wing	Wing Shots	FB	Fast Breaks	BT	Breakthroughs	EX	Exclusions
	YC	Yellow Cards	RC	Red Cards	2Min	2 Minute Suspensions				
	+	2 Minute + 2 Minute Suspensions								



CORRECTED

Match Team Statistics

Ομαδικές Στατιστικές Αγώνα / Statistiques du match par équipe

Match No: 22

UKR 25 - 23 ESP
(12-9) (13-14)

Referees: (25) HANSSON P / (26) OLSSON P (SWE)

UKR - Ukraine

Players		Shots								Offence		Defence		Penalties				TP
No.	Name	G/S	%	6m	Wing	9m	7m	FB	BT	AS	TF	ST	BS	YC	2Min	RC	EX	
1	BORYSENKO Nataliya																	
3	BURMYSTROVA Ganna	3/8	38			0/3		1/1	2/4	2	2			1	1			21:59
4	SHINKARENKO Tetyana	1/1	100					1/1		1	1							14:55
5	VERGELYUK Maryna	4/11	36	0/1		0/3			4/7	6	4	3						60:00
6	YATSENKO Olena	2/4	50		1/3			1/1		1								59:59
7	SIUKALO Ganna	3/5	60	0/1		0/1			3/3	2	2				1			51:17
8	RADCHENKO Olena	3/6	50		0/2			3/4		1				1				43:29
9	TSYGITSA Olena	0/2	0			0/1			0/1		2							07:33
10	MARKUSHEVSKA Galyna	4/4	100	4/4							1							12:00
11	SHEVCHENKO Lyudmyla	1/1	100					1/1			2	2	2	1	1			44:56
12	HONCHAROVA Iryna																	
14	LYAPINA Nataliya	4/5	80				0/1	4/4		1	3	1			1			43:51
15	BORODINA Anastasiya												1					00:01
16	ZASPA Larysa																	60:00
	Bench / Team																	
	Totals	25/47	53	4/6	1/5	0/8	0/1	11/12	9/15	14	17	6	3	3	4			

Goalkeepers		Total Shots		6m Shots		Wing Shots		9m Shots		7m Shots		Fast Breaks		Breakthroughs	
No.	Name	S/S	%	S/S	%	S/S	%	S/S	%	S/S	%	S/S	%	S/S	%
1	BORYSENKO Nataliya														
12	HONCHAROVA Iryna														
16	ZASPA Larysa	18/41	44	2/5	40	1/4	25	12/24	50	0/1	0	1/3	33	2/4	50
	Totals	18/41	44	2/5	40	1/4	25	12/24	50	0/1	0	1/3	33	2/4	50

Team Shots	Goals	Saves	Missed	Post	Blocked	Total	%
6m Shots	4	1	1			6	67
Wing Shots	1	2	2			5	20
9m Shots		7	1			8	0
7m Shots		1			n/a	1	0
Fast Breaks	11	1				12	92
Breakthroughs	9	5	1			15	60
Totals	25	17	5			47	53

Number of Attacks: 61, Scoring Efficiency: 41%



CORRECTED

Match Team Statistics

Ομαδικές Στατιστικές Αγώνα / Statistiques du match par équipe

Match No: 22

UKR 25 - 23 ESP
(12-9) (13-14)

Referees: (25) HANSSON P / (26) OLSSON P (SWE)

UKR - Ukraine

Shots Distribution

Players

Goals / Shots

3 BURMYSTROVA G

2/2	0/1	0/2
1/3		

4 SHINKARENKO T

		1/1

5 VERGELYUK M

1/1		0/1
0/1	0/1	2/3
1/1	0/1	0/1

1-Missed

6 YATSENKO O

	1/1	1/1
0/1		

1-Missed

7 SIUKALO G

	1/1	1/1
0/1		
0/1		1/1

8 RADCHENKO O

1/1	1/2	
		1/1
0/1		

1-Missed

9 TSYGITSA O

2-Missed

10 MARKUSHEVSKA G

1/1		
		1/1
		2/2

11 SHEVCHENKO L

		1/1

14 LYAPINA N

		1/1
		2/3
	1/1	

15 BORODINA A

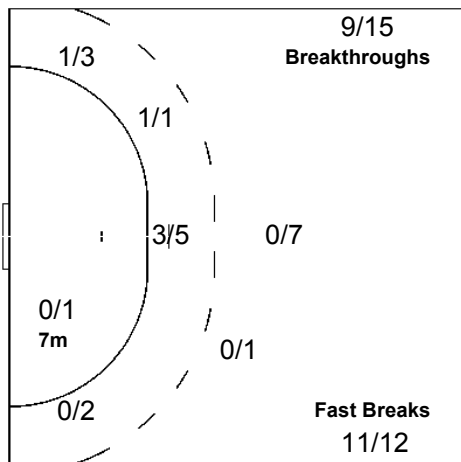
Team

Goals / Shots

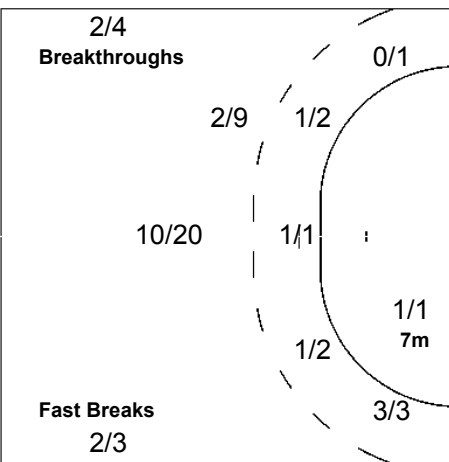
5/5	3/5	3/6
0/3	0/1	6/8
2/6	1/2	5/6

5-Missed

Offence



Defence



Goalkeepers

Saves / Shots

		0/1
3/5	5/5	3/7
2/9	4/5	1/9

1 BORYSENKO N

12 HONCHAROVA I

16 ZASPA L

		0/1
3/5	5/5	3/7
2/9	4/5	1/9



CORRECTED

Match Team Statistics

Ομαδικές Στατιστικές Αγώνα / Statistiques du match par équipe

Match No: 22

UKR 25 - 23 ESP
(12-9) (13-14)

Referees: (25) HANSSON P / (26) OLSSON P (SWE)

ESP - Spain

No.	Name	Shots								Offence		Defence		Penalties			TP	
		G/S	%	6m	Wing	9m	7m	FB	BT	AS	TF	ST	BS	YC	2Min	RC		EX
1	LOPEZ Elisabeth																	18:51
3	PAREJA Susana	2/2	100		2/2													34:36
5	AMOROS Vanessa	0/1	0		0/1						1			1			17:39	
6	LOPEZ Cristina	1/1	100		1/1						2						30:00	
7	ANDREU Maite	3/5	60			3/5					1						11:00	
8	GOMEZ Cristina										2						24:56	
9	MANGUE Marta	3/5	60	2/2		1/2			0/1	1	2	2			2		42:18	
10	BOX Diana										1						23:45	
11	PUCHE Montserrat	2/4	50	0/1		0/1	1/1	1/1		1	3	2		1			33:14	
13	FRAILE Susana	3/12	25			3/11		0/1		4	2			1			45:39	
14	ALONSO Patricia	3/7	43	0/1		0/3		1/1	2/2	2	1						17:34	
15	ORTUNO Isabel	6/10	60	1/1		5/8			0/1	1	3						31:23	
16	SANCHEZ Eugenia																41:09	
20	ONCINA Noelia											1					47:56	
	Bench / Team																	
	Totals	23/47	49	3/5	3/4	12/30	1/1	2/3	2/4	9	18	5		3	2			

No.	Name	Total Shots		6m Shots		Wing Shots		9m Shots		7m Shots		Fast Breaks		Breakthroughs	
		S/S	%	S/S	%	S/S	%	S/S	%	S/S	%	S/S	%	S/S	%
1	LOPEZ Elisabeth	7/15	47	1/5	20			4/4	100			0/2	0	2/4	50
16	SANCHEZ Eugenia	10/27	37			2/3	67	3/3	100	1/1	100	1/10	10	3/10	30
	Totals	17/42	40	1/5	20	2/3	67	7/7	100	1/1	100	1/12	8	5/14	36

Team Shots	Goals	Saves	Missed	Post	Blocked	Total	%
6m Shots	3	2				5	60
Wing Shots	3	1				4	75
9m Shots	12	12	2	1	3	30	40
7m Shots	1				n/a	1	100
Fast Breaks	2	1				3	67
Breakthroughs	2	2				4	50
Totals	23	18	2	1	3	47	49

Number of Attacks: 62, Scoring Efficiency: 37%



CORRECTED

Match Team Statistics

Ομαδικές Στατιστικές Αγώνα / Statistiques du match par équipe

Match No: 22

UKR 25 - 23 ESP
(12-9) (13-14)

Referees: (25) HANSSON P / (26) OLSSON P (SWE)

ESP - Spain

Shots Distribution

Players

Goals / Shots

3 PAREJA S	5 AMOROS V	6 LOPEZ C	7 ANDREU M	8 GOMEZ C	9 MANGUE M
1/1	0/1	1/1	0/1 1/1		1/2 0/1
1/1		1/1	1/1 0/1 1/1		1/1 1/1
10 BOX D	11 PUCHE M	13 FRAILE S	14 ALONSO P	15 ORTUNO I	20 ONCINA N
	1/2 1/1	1/3 0/2	0/2 1/1	0/2 1/1	
	1-Blocked	1-Missed 1-Post 2-Blocked	1/1 0/1 1/2	1-Missed 1/2 3/3	

Team

Offence

Defence

Goalkeepers

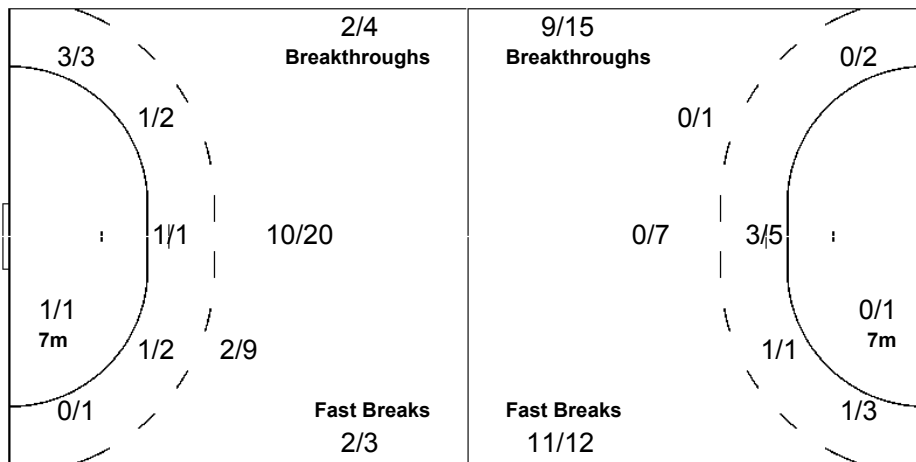
Goals / Shots

		1/1
2/5	0/5	4/7
7/9	1/5	8/9

2-Missed 1-Post 3-Blocked

Saves / Shots

0/5	2/5	3/6
3/3	1/1	2/8
4/6	1/2	1/6



1 LOPEZ E

0/3		2/2
2/2		0/2
2/2		1/4

16 SANCHEZ E

0/2	2/5	1/4
1/1	1/1	2/6
2/4	1/2	0/2

NOTE: Correction of Venue

LEGEND

G/S Goals / Shots	% Efficiency	6m 6-metre Shots	7m 7-metre Shots	9m 9-metre Shots
S/S Saves / Shots	Wing Wing Shots	FB Fast Breaks	BT Breakthroughs	EX Exclusions
AS Assists	TF Technical Faults	ST Steals	BS Blocked Shots	TP Time Played
YC Yellow Cards	RC Red Cards	n/a not applicable	2Min 2 Minute Suspensions	
+ 2 Minute + 2 Minute Suspensions				



CORRECTED

Results

Αποτελέσματα / Résultats

Match No: 23

FRA 25 - 23 HUN
(10-13) (15-10)

Referees: (11) BAVAS F / (12) MIGAS S (GRE)

RUNNING SCORE

FRA - HUN

FRA - France

Players		Shots								Penalties			
No.	Name	G/S	%	6m	Wing	9m	7m	FB	BT	YC	2Min	RC	EX
1	DUDZIAK Joanne												
2	CENDIER AJAGUIN Isabelle	0/4	0			0/3		0/1		1			
3	VOGEIN Estelle	0/1	0		0/1								
4	LEJEUNE Leila	6/10	60			2/4	1/2		3/4		1		
5	DELERCE Sandrine	0/1	0			0/1							
6	JACQUES Melinda	0/2	0			0/2							
7	MYARO Nodjialem									1			
8	PECQUEUX ROLLAND Veronique	5/6	83	3/4				2/2					
10	HERBRECHT Sophie	2/6	33	0/1		1/3		1/2		1	1		
11	CANO Stephanie	5/6	83	1/1	1/2			3/3				1	
13	WENDLING Isabelle	1/1	100	1/1								2	
14	KORFANTY Myriam	1/3	33			1/2			0/1		1		
16	NICOLAS Valerie												
20	TERVEL Raphaelle	5/9	56		3/7			2/2					
Bench / Team										1			
Totals		25/49	51	5/7	4/10	4/15	1/2	8/10	3/5	4	6		

Goalkeepers		Saves							
No.	Name	S/S	%	6m	Wing	9m	7m	FB	BT
1	DUDZIAK Joanne	7/15	47	3/6	0/2	3/3	0/1		1/3
16	NICOLAS Valerie	10/25	40	2/8	2/5	5/7	1/3		0/2
Totals		17/40	43	5/14	2/7	8/10	1/4		1/5

HUN - Hungary

Players		Shots								Penalties			
No.	Name	G/S	%	6m	Wing	9m	7m	FB	BT	YC	2Min	RC	EX
1	SIRINA Irina												
2	FERLING Bernadett	5/7	71	3/3		0/1			2/3	1	1		
3	BOHUS Beata									1			
4	MEHLMANN Ibolya	0/1	0			0/1							
6	KIRSNER Erika	2/5	40		2/5								
9	RADULOVICS Bojana	6/12	50	2/2		2/7	1/2		1/1	1			
10	PIGNICZKI Krisztina										2		
11	FARKAS Agnes	1/3	33	1/1		0/2							
13	GORBICZ Anita	4/10	40	1/3	0/1	0/2	2/3		1/1				
15	SITI Eszter Agnes	0/1	0			0/1							
16	PALINGER Katalin												
17	TOTH Timea												
18	LOVASZ Zsuzsanna	3/5	60	0/1	3/4							1	
19	KULCSAR Anita	2/4	50	2/4									
Bench / Team										1			
Totals		23/48	48	9/14	5/10	2/14	3/5		4/5	4	4		

Goalkeepers		Saves							
No.	Name	S/S	%	6m	Wing	9m	7m	FB	BT
1	SIRINA Irina								
16	PALINGER Katalin	19/44	43	2/7	5/9	7/11	1/2	2/10	2/5
Totals		19/44	43	2/7	5/9	7/11	1/2	2/10	2/5

		1st Half				
TERVEL R		1 (1')	0			
		1 (2')	1			
		1 (4')	2			
		1 (5')	3			
JUEUX ROLLAND V		2 (7')	3			
		2 (7')	4			
		2 (12')	5			
TERVEL R		3 (13')	5			
		3 (14')	6			
		3 (15')	7			
LEJEUNE L		4 (16')	7			
		4 (16')	8			
LEJEUNE L		5 (17')	8			
		5 (17')	9			
LEJEUNE L		6 (18')	9			
		6 (19')	10			
CANO S		7 (19')	10			
HERBRECHT S		8 (20')	10			
		8 (21')	11			
		8 (23')	12			
JUEUX ROLLAND V		8 (26')	13			
HERBRECHT S		9 (29')	13			
		10 (30')	13			

		2nd Half				
LEJEUNE L		11 (32')	13			
CANO S		12 (32')	13			
		12 (34')	14			
CANO S		13 (34')	14			
LEJEUNE L		14 (36')	14			
		14 (37')	15			
LEJEUNE L		15 (38')	15			
CANO S		16 (38')	15			
		16 (39')	16			
		16 (41')	17			
WENDLING I		17 (41')	17			
		17 (42')	18			
		17 (45')	19			
		17 (46')	20			
CANO S		18 (47')	20			
TERVEL R		19 (49')	20			
JUEUX ROLLAND V		20 (50')	20			
TERVEL R		21 (51')	20			
		21 (52')	21			
KORFANTY M		22 (54')	21			
		22 (54')	22			
JUEUX ROLLAND V		23 (56')	22			
JUEUX ROLLAND V		24 (57')	22			
TERVEL R		25 (57')	22			
		25 (59')	23			

NOTE: Correction of Venue

LEGEND									
G/S	Goals / Shots	%	Efficiency	6m	6-metre Shots	7m	7-metre Shots	9m	9-metre Shots
S/S	Saves / Shots	Wing	Wing Shots	FB	Fast Breaks	BT	Breakthroughs	EX	Exclusions
YC	Yellow Cards	RC	Red Cards	2Min	2 Minute Suspensions				
+	2 Minute + 2 Minute Suspensions								



CORRECTED

Match Team Statistics

Ομαδικές Στατιστικές Αγώνα / Statistiques du match par équipe

Match No: 23

FRA 25 - 23 HUN
(10-13) (15-10)

Referees: (11) BAVAS F / (12) MIGAS S (GRE)

FRA - France

No.	Name	Shots								Offence		Defence		Penalties			TP	
		G/S	%	6m	Wing	9m	7m	FB	BT	AS	TF	ST	BS	YC	2Min	RC		EX
1	DUDZIAK Joanne																	24:13
2	CENDIER AJAGUIN Isabelle	0/4	0			0/3		0/1		1	2			1				23:25
3	VOGEIN Estelle	0/1	0		0/1													02:24
4	LEJEUNE Leila	6/10	60			2/4	1/2		3/4	4	4		1		1			42:31
5	DELERCE Sandrine	0/1	0			0/1					1							07:37
6	JACQUES Melinda	0/2	0			0/2				1								05:02
7	MYARO Nodjialem											1	1					01:51
8	PECQUEUX ROLLAND Veronique	5/6	83	3/4				2/2		1		1						27:27
10	HERBRECHT Sophie	2/6	33	0/1		1/3		1/2		2	1	1		1	1			40:36
11	CANO Stephanie	5/6	83	1/1	1/2			3/3		2	1				1			57:36
13	WENDLING Isabelle	1/1	100	1/1						3	2	5	1		2			52:30
14	KORFANTY Myriam	1/3	33			1/2			0/1	1	2	1			1			39:01
16	NICOLAS Valerie																	35:47
20	TERVEL Raphaëlle	5/9	56		3/7			2/2				1						60:00
	Bench / Team													1				
	Totals	25/49	51	5/7	4/10	4/15	1/2	8/10	3/5	15	13	9	3	4	6			

No.	Name	Total Shots		6m Shots		Wing Shots		9m Shots		7m Shots		Fast Breaks		Breakthroughs	
		S/S	%	S/S	%	S/S	%	S/S	%	S/S	%	S/S	%	S/S	%
1	DUDZIAK Joanne	7/15	47	3/6	50	0/2	0	3/3	100	0/1	0			1/3	33
16	NICOLAS Valerie	10/25	40	2/8	25	2/5	40	5/7	71	1/3	33			0/2	0
	Totals	17/40	43	5/14	36	2/7	29	8/10	80	1/4	25			1/5	20

Team Shots	Goals	Saves	Missed	Post	Blocked	Total	%
6m Shots	5	2				7	71
Wing Shots	4	5		1		10	40
9m Shots	4	7	2		2	15	27
7m Shots	1	1			n/a	2	50
Fast Breaks	8	2				10	80
Breakthroughs	3	2				5	60
Totals	25	19	2	1	2	49	51

Number of Attacks: 58, Scoring Efficiency: 43%



CORRECTED

Match Team Statistics

Ομαδικές Στατιστικές Αγώνα / Statistiques du match par équipe

Match No: 23

FRA 25 - 23 HUN
(10-13) (15-10)

Referees: (11) BAVAS F / (12) MIGAS S (GRE)

FRA - France

Shots Distribution

Players

Goals / Shots

2 CENDIER AJAGUIN I	3 VOGEIN E	4 LEJEUNE L	5 DELERCE S	6 JACQUES M	7 MYARO N
0/1	0/1	0/1		0/1	
0/1		1/2			
		1/1			
1-Missed					1-Blocked
8 PECQUEUX ROLLAND V	10 HERBRECHT S	11 CANO S	13 WENDLING I	14 KORFANTY M	20 TERVEL R
1/1		1/1	1/1	1/1	0/1
0/1	0/2	1/1		0/2	1/2
1/1	1/1				0/1
	1/1	2/2	1/2		4/4
	1-Missed				1-Post

Team

Offence

Defence

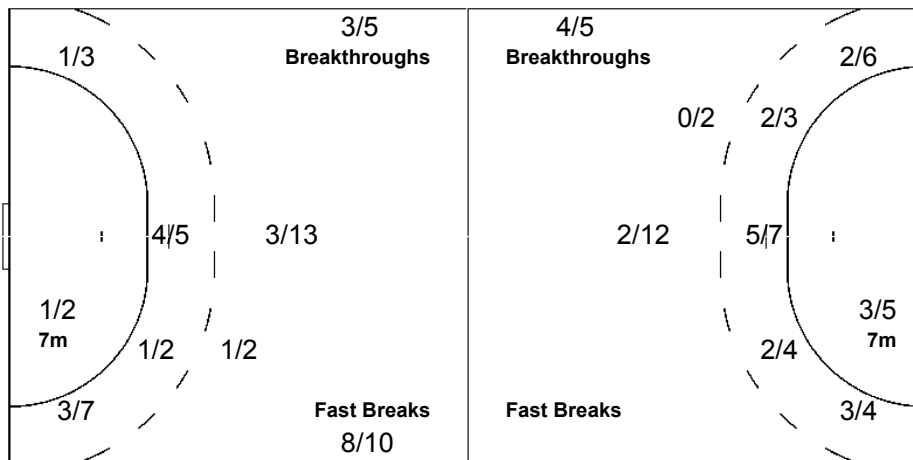
Goalkeepers

Goals / Shots

1/1	1/3	3/3
3/12		2/4
3/6	4/4	8/11
2-Missed	1-Post	2-Blocked

Saves / Shots

1/4	0/2	1/4
6/7	2/2	3/8
1/5		3/8



1 DUDZIAK J

0/2		1/3
2/3		1/3
1/1		2/3

16 NICOLAS V

1/2	0/2	0/1
4/4	2/2	2/5
0/4		1/5



CORRECTED

Match Team Statistics

Ομαδικές Στατιστικές Αγώνα / Statistiques du match par équipe

Match No: 23

FRA 25 - 23 HUN
(10-13) (15-10)

Referees: (11) BAVAS F / (12) MIGAS S (GRE)

HUN - Hungary

Players		Shots								Offence		Defence		Penalties				TP
No.	Name	G/S	%	6m	Wing	9m	7m	FB	BT	AS	TF	ST	BS	YC	2Min	RC	EX	
1	SIRINA Irina																	
2	FERLING Bernadett	5/7	71	3/3		0/1			2/3	2	1			1	1			47:09
3	BOHUS Beata													1				14:05
4	MEHLMANN Ibolya	0/1	0			0/1					2							07:35
6	KIRSNER Erika	2/5	40		2/5						2							59:46
9	RADULOVIĆ Bojana	6/12	50	2/2		2/7	1/2		1/1	2	2	1		1				36:20
10	PIGNICZKI Krisztina														2			24:38
11	FARKAS Agnes	1/3	33	1/1		0/2					1							06:49
13	GORBICZ Anita	4/10	40	1/3	0/1	0/2	2/3		1/1	6	6	1						60:00
15	SITI Eszter Agnes	0/1	0			0/1												06:11
16	PALINGER Katalin																	60:00
17	TOTH Timea										1	1	2					09:07
18	LOVASZ Zsuzsanna	3/5	60	0/1	3/4										1			57:03
19	KULCSAR Anita	2/4	50	2/4							1							31:17
Bench / Team														1				
Totals		23/48	48	9/14	5/10	2/14	3/5		4/5	10	16	3	2	4	4			

Goalkeepers		Total Shots		6m Shots		Wing Shots		9m Shots		7m Shots		Fast Breaks		Breakthroughs	
No.	Name	S/S	%	S/S	%	S/S	%	S/S	%	S/S	%	S/S	%	S/S	%
1	SIRINA Irina														
16	PALINGER Katalin	19/44	43	2/7	29	5/9	56	7/11	64	1/2	50	2/10	20	2/5	40
Totals		19/44	43	2/7	29	5/9	56	7/11	64	1/2	50	2/10	20	2/5	40

Team Shots	Goals	Saves	Missed	Post	Blocked	Total	%
6m Shots	9	5				14	64
Wing Shots	5	2	1	2		10	50
9m Shots	2	8	2		2	14	14
7m Shots	3	1	1		n/a	5	60
Fast Breaks							
Breakthroughs	4	1				5	80
Totals	23	17	4	2	2	48	48

Number of Attacks: 58, Scoring Efficiency: 40%



CORRECTED

Match Team Statistics

Ομαδικές Στατιστικές Αγώνα / Statistiques du match par équipe

Match No: 23

FRA 25 - 23 HUN
(10-13) (15-10)

Referees: (11) BAVAS F / (12) MIGAS S (GRE)

HUN - Hungary

Shots Distribution

Players

Goals / Shots

2 FERLING B

1/2			
		2/3	
1/1		1/1	

3 BOHUS B

4 MEHLMANN I

0/1			

6 KIRSNER E

	1/1	1/1	

1-Missed 2-Post

9 RADULOVICS B

1/1			
0/3		2/2	
		3/4	

1-Missed 1-Blocked

10 PIGNICZKI K

11 FARKAS A

		1/1	
0/1			
		0/1	

13 GORBICZ A

		0/1	
		1/2	
2/3		1/1	

2-Missed 1-Blocked

15 SITI E

0/1			

17 TOTH T

18 LOVASZ Z

1/1	1/1	1/1	
	0/1	0/1	

19 KULCSAR A

1/1	0/1		
1/1		0/1	

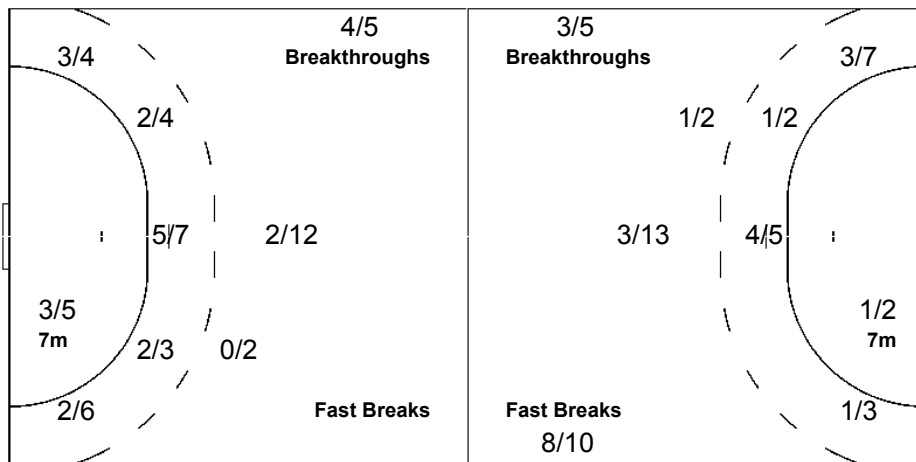
Team

Goals / Shots

3/4	2/2	3/4
1/7	0/2	5/8
4/5		5/8

4-Missed 2-Post 2-Blocked

Offence



Goalkeepers

Saves / Shots

0/1	2/3	0/3
9/12		2/4
3/6	0/4	3/11

1 SIRINA I

16 PALINGER K

0/1	2/3	0/3
9/12		2/4
3/6	0/4	3/11

NOTE: Correction of Venue

LEGEND

G/S Goals / Shots	% Efficiency	6m 6-metre Shots	7m 7-metre Shots	9m 9-metre Shots
S/S Saves / Shots	Wing Wing Shots	FB Fast Breaks	BT Breakthroughs	EX Exclusions
AS Assists	TF Technical Faults	ST Steals	BS Blocked Shots	TP Time Played
YC Yellow Cards	RC Red Cards	n/a not applicable	2Min 2 Minute Suspensions	
+ 2 Minute + 2 Minute Suspensions				



CORRECTED

Results

Αποτελέσματα / Résultats

Match No: 24

CHN 28 - 32 DEN
(14-18) (14-14)

Referees: (23) POZEZNIK J / (24) REPENSEK D (SLO)

RUNNING SCORE

CHN - DEN

CHN - China

Players		Shots								Penalties			
No.	Name	G/S	%	6m	Wing	9m	7m	FB	BT	YC	2Min	RC	EX
1	FAN Jie												
2	ZHAI Chao	6/14	43			1/7	2/4		3/3				
3	LIU Yun	1/1	100	1/1						1	1		
5	LI Bing	6/10	60	1/1		2/4			3/5	1	2		
8	ZHANG Li	2/3	67	1/1	1/1			0/1					
9	WANG Min	1/1	100					1/1					
10	WANG Shasha	7/15	47			3/9	4/5	0/1		1	1		
11	CHEN Ji	2/4	50	1/3					1/1				
13	WU Yanan	1/4	25	1/1	0/2			0/1					
14	LIU Xiaomei	1/5	20		0/1	1/4					1		
15	SUN Laimiao	1/2	50		1/1			0/1					
16	YU Geli												
17	LEI Sufen	0/1	0		0/1								
19	LI Weiwei	0/2	0			0/1	0/1						
Bench / Team										1			
Totals		28/62	45	5/7	2/6	7/25	6/10	1/5	7/9	4	5		

Goalkeepers		Saves							
No.	Name	S/S	%	6m	Wing	9m	7m	FB	BT
1	FAN Jie	2/16	13	0/1	0/1	2/7	0/1	0/3	0/3
16	YU Geli	8/26	31	0/4	1/3	5/11		1/3	1/5
Totals		10/42	24	0/5	1/4	7/18	0/1	1/6	1/8

DEN - Denmark

Players		Shots								Penalties			
No.	Name	G/S	%	6m	Wing	9m	7m	FB	BT	YC	2Min	RC	EX
2	SKOV Rikke	5/6	83			2/2		2/2	1/2	1	1		
3	MIKKELSEN Henriette Roende	2/2	100		2/2								
5	VESTERGAARD Mette	5/7	71	0/1		3/4			2/2				
10	JOERGENSEN Rikke Hoerlykke												
11	THOMSEN Camilla Ingemann	2/2	100	2/2									
12	MORTENSEN Karin Oernhoej												
13	KIAERSKOU Lotte	2/6	33			1/5	1/1						
14	JENSEN Trine												
15	FRUELUND Katrine	7/8	88	1/1		2/3			4/4	1			
16	SCHMIDT Rikke												
17	ANDERSEN Kristine	3/7	43			3/6		0/1					
18	BROEDSGAARD Karen	2/2	100	2/2						1			
19	DAUGAARD Line	0/1	0		0/1								
21	TOURAY Josephine	4/6	67	0/1	1/1			3/4			1		
Bench / Team													
Totals		32/47	68	5/7	3/4	11/20	1/1	5/7	7/8	3	2		

Goalkeepers		Saves							
No.	Name	S/S	%	6m	Wing	9m	7m	FB	BT
12	MORTENSEN Karin Oernhoej	2/6	33				2/4		0/2
16	SCHMIDT Rikke	23/47	49	2/7	3/5	12/19	1/5	3/4	2/7
Totals		25/53	47	2/7	3/5	12/19	3/9	3/4	2/9

		1st Half			
LIU Y		1 (3')	0		
		1 (4')	1		
LIB		2 (5')	1		
WANG S		3 (6')	1		
		3 (6')	2		SKOV R
		3 (7')	3		BROEDSGAARD K
WANG M		4 (8')	3		
		4 (8')	4		FRUELUND K
		4 (9')	5		TOURAY J
		4 (10')	6		FRUELUND K
WANG S		5 (11')	6		
		5 (12')	7		BROEDSGAARD K
		5 (13')	8		ANDERSEN K
WU Y		6 (14')	8		
		6 (15')	9		VESTERGAARD M
LIU X		7 (15')	9		
		7 (16')	10		VESTERGAARD M
		7 (16')	11		SKOV R
		7 (17')	12		TOURAY J
		7 (17')	13		SKOV R
		7 (19')	14		KIAERSKOU L
		7 (21')	15		SKOV R
LIB		8 (22')	15		
SUN L		9 (25')	15		
LIB		10 (27')	15		
WANG S		11 (28')	15		
		11 (28')	16		VESTERGAARD M
ZHANG L		12 (29')	16		
		12 (29')	17		MIKKELSEN H
ZHAI C		13 (29')	17		
		13 (30')	18		FRUELUND K
ZHAI C		14 (30')	18		

		2nd Half			
LIB		15 (31')	18		
		15 (31')	19		THOMSEN C
		15 (32')	20		TOURAY J
WANG S		16 (33')	20		
		16 (35')	21		SKOV R
ZHAI C		17 (36')	21		
CHEN J		18 (37')	21		
		18 (37')	22		KIAERSKOU L
LIB		19 (40')	22		
		19 (40')	23		THOMSEN C
CHEN J		20 (42')	23		
ZHAI C		21 (44')	23		
LIB		22 (45')	23		
		22 (45')	24		MIKKELSEN H
		22 (47')	25		VESTERGAARD M
		22 (48')	26		VESTERGAARD M
WANG S		23 (48')	26		
		23 (49')	27		ANDERSEN K
		23 (51')	28		ANDERSEN K
WANG S		24 (52')	28		
		24 (53')	29		TOURAY J
ZHANG L		25 (53')	29		
WANG S		26 (54')	29		
ZHAI C		27 (55')	29		
		27 (56')	30		FRUELUND K
		27 (58')	31		FRUELUND K
ZHAI C		28 (59')	31		
		28 (60')	32		FRUELUND K

NOTE: Correction of Venue

LEGEND									
G/S	Goals / Shots	%	Efficiency	6m	6-metre Shots	7m	7-metre Shots	9m	9-metre Shots
S/S	Saves / Shots	Wing	Wing Shots	FB	Fast Breaks	BT	Breakthroughs	EX	Exclusions
YC	Yellow Cards	RC	Red Cards	2Min	2 Minute Suspensions				
+	2 Minute + 2 Minute Suspensions								



CORRECTED

Match Team Statistics

Ομαδικές Στατιστικές Αγώνα / Statistiques du match par équipe

Match No: 24

CHN 28 - 32 DEN
(14-18) (14-14)

Referees: (23) POZEZNIK J / (24) REPENSEK D (SLO)

CHN - China

Players		Shots								Offence		Defence		Penalties				TP
No.	Name	G/S	%	6m	Wing	9m	7m	FB	BT	AS	TF	ST	BS	YC	2Min	RC	EX	
1	FAN Jie																	23:42
2	ZHAI Chao	6/14	43			1/7	2/4		3/3	1	2	1						24:41
3	LIU Yun	1/1	100	1/1							2			1	1			32:20
5	LI Bing	6/10	60	1/1		2/4			3/5	2	2	1		1	2			50:58
8	ZHANG Li	2/3	67	1/1	1/1			0/1										30:22
9	WANG Min	1/1	100					1/1				2						39:29
10	WANG Shasha	7/15	47			3/9	4/5	0/1		3		2		1	1			45:43
11	CHEN Ji	2/4	50	1/3					1/1		1							29:01
13	WU Yanan	1/4	25	1/1	0/2			0/1				2						30:14
14	LIU Xiaomei	1/5	20		0/1	1/4				1	2	4	1		1			51:39
15	SUN Laimiao	1/2	50		1/1			0/1			1							13:50
16	YU Geli																	36:18
17	LEI Sufen	0/1	0		0/1													06:18
19	LI Weiwei	0/2	0			0/1	0/1											05:25
	Bench / Team													1				
	Totals	28/62	45	5/7	2/6	7/25	6/10	1/5	7/9	7	10	12	1	4	5			

Goalkeepers		Total Shots		6m Shots		Wing Shots		9m Shots		7m Shots		Fast Breaks		Breakthroughs	
No.	Name	S/S	%	S/S	%	S/S	%	S/S	%	S/S	%	S/S	%	S/S	%
1	FAN Jie	2/16	13	0/1	0	0/1	0	2/7	29	0/1	0	0/3	0	0/3	0
16	YU Geli	8/26	31	0/4	0	1/3	33	5/11	45			1/3	33	1/5	20
	Totals	10/42	24	0/5	0	1/4	25	7/18	39	0/1	0	1/6	17	1/8	13

Team Shots	Goals	Saves	Missed	Post	Blocked	Total	%
6m Shots	5	2				7	71
Wing Shots	2	3	1			6	33
9m Shots	7	12	2	1	3	25	28
7m Shots	6	3	1		n/a	10	60
Fast Breaks	1	3	1			5	20
Breakthroughs	7	2				9	78
Totals	28	25	5	1	3	62	45

Number of Attacks: 65, Scoring Efficiency: 43%



CORRECTED

Match Team Statistics

Ομαδικές Στατιστικές Αγώνα / Statistiques du match par équipe

Match No: 24

CHN 28 - 32 DEN
(14-18) (14-14)

Referees: (23) POZEZNIK J / (24) REPENSEK D (SLO)

CHN - China

Shots Distribution

Players

Goals / Shots

2 ZHAI C			3 LIU Y			5 LI B			8 ZHANG L			9 WANG M			10 WANG S		
		0/1						0/1									3/3
		0/1									0/1						0/1
2/4	2/4	2/3			1/1	3/4	2/2	1/2	1/1		1/1	1/1			1/2	1/2	1/2
1-Blocked						1-Blocked						2-Missed 1-Post					
11 CHEN J			13 WU Y			14 LIU X			15 SUN L			17 LEI S			19 LI W		
		1/1				1/1		0/1									
		0/1						0/1									
1/1	0/1		0/1	0/1	1/1	0/2			0/1		1/1						
1-Missed			1-Missed									1-Missed 1-Blocked					

Team

Offence

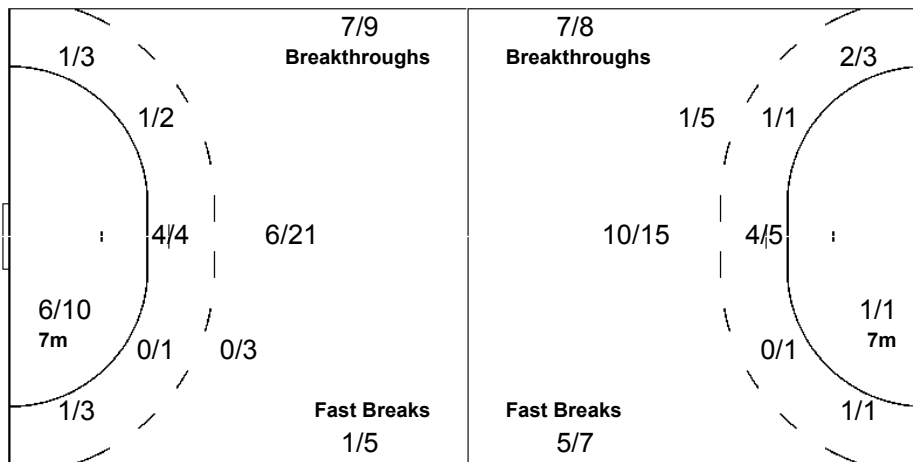
Defence

Goalkeepers

Goals / Shots

2/4	0/1	4/5
	0/2	0/3
9/17	6/11	7/10

5-Missed 1-Post 3-Blocked



Saves / Shots

1/2	0/2	0/3
1/2		1/4
3/13	2/4	2/12

1 FAN J

0/1		0/2
1/2		0/1
1/6		0/4

16 YU G

1/1	0/2	0/1
		1/3
2/7	2/4	2/8



CORRECTED

Match Team Statistics

Ομαδικές Στατιστικές Αγώνα / Statistiques du match par équipe

Match No: 24

CHN 28 - 32 DEN
(14-18) (14-14)

Referees: (23) POZEZNIK J / (24) REPENSEK D (SLO)

DEN - Denmark

No.	Name	Shots								Offence		Defence		Penalties			TP	
		G/S	%	6m	Wing	9m	7m	FB	BT	AS	TF	ST	BS	YC	2Min	RC		EX
2	SKOV Rikke	5/6	83			2/2		2/2	1/2	2	2	1	1	1	1			30:41
3	MIKKELSEN Henriette Roende	2/2	100		2/2						2							35:26
5	VESTERGAARD Mette	5/7	71	0/1		3/4			2/2	2	3	1						53:51
10	JOERGENSEN Rikke Hoerlykke										2							04:23
11	THOMSEN Camilla Ingemann	2/2	100	2/2							2							24:00
12	MORTENSEN Karin Oernhoej																	02:12
13	KIAERSKOU Lotte	2/6	33			1/5	1/1			2	1	1						21:46
14	JENSEN Trine										1							05:45
15	FRUELUND Katrine	7/8	88	1/1		2/3			4/4		4	1		1				40:28
16	SCHMIDT Rikke										3							57:48
17	ANDERSEN Kristine	3/7	43			3/6		0/1		3								23:52
18	BROEDSGAARD Karen	2/2	100	2/2						1	2		2	1				36:04
19	DAUGAARD Line	0/1	0		0/1					1		1						24:28
21	TOURAY Josephine	4/6	67	0/1	1/1			3/4			1	2			1			59:16
Bench / Team																		
Totals		32/47	68	5/7	3/4	11/20	1/1	5/7	7/8	11	23	7	3	3	2			

No.	Name	Total Shots		6m Shots		Wing Shots		9m Shots		7m Shots		Fast Breaks		Breakthroughs	
		S/S	%	S/S	%	S/S	%	S/S	%	S/S	%	S/S	%	S/S	%
12	MORTENSEN Karin Oernhoej	2/6	33							2/4	50			0/2	0
16	SCHMIDT Rikke	23/47	49	2/7	29	3/5	60	12/19	63	1/5	20	3/4	75	2/7	29
Totals		25/53	47	2/7	29	3/5	60	12/19	63	3/9	33	3/4	75	2/9	22

Team Shots	Goals	Saves	Missed	Post	Blocked	Total	%
6m Shots	5			2		7	71
Wing Shots	3	1				4	75
9m Shots	11	7		1	1	20	55
7m Shots	1				n/a	1	100
Fast Breaks	5	1	1			7	71
Breakthroughs	7	1				8	88
Totals	32	10	1	3	1	47	68

Number of Attacks: 65, Scoring Efficiency: 49%



CORRECTED

Match Team Statistics

Ομαδικές Στατιστικές Αγώνα / Statistiques du match par équipe

Match No: 24

CHN 28 - 32 DEN
(14-18) (14-14)

Referees: (23) POZEZNIK J / (24) REPENSEK D (SLO)

DEN - Denmark

Shots Distribution

Players

Goals / Shots

2 SKOV R	3 MIKKELSEN H	5 VESTERGAARD M	10 JOERGENSEN R	11 THOMSEN C	13 KIAERSKOU L
1/1	1/1	1/1			1/1
1/1		1/1			0/1
1/2	1/1	1/1		2/2	1/1 0/1 0/2
		2-Post			
14 JENSEN T	15 FRUELUND K	17 ANDERSEN K	18 BROEDSGAARD K	19 DAUGAARD L	21 TOURAY J
	1/1 1/1	0/1			
	1/1 1/1			0/1	
	2/3	1/2 1/2 1/1	1/1 1/1		3/3 1/1
		1-Blocked			1-Missed 1-Post

Team

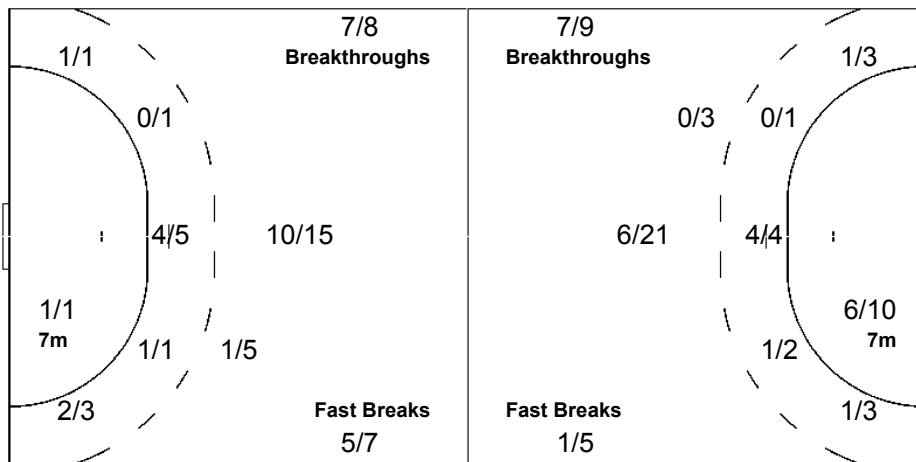
Offence

Defence

Goalkeepers

Goals / Shots

1/2	2/2	3/3
1/2		3/4
10/13	2/4	10/12
1-Missed	3-Post	1-Blocked



Saves / Shots

2/4	1/1	1/5
	2/2	3/3
8/17	5/11	3/10

12 MORTENSEN K

0/1		
1/2	0/1	1/2

16 SCHMIDT R

2/3	1/1	1/5
	2/2	3/3
7/15	5/10	2/8

NOTE: Correction of Venue

LEGEND

G/S Goals / Shots	% Efficiency	6m 6-metre Shots	7m 7-metre Shots	9m 9-metre Shots
S/S Saves / Shots	Wing Wing Shots	FB Fast Breaks	BT Breakthroughs	EX Exclusions
AS Assists	TF Technical Faults	ST Steals	BS Blocked Shots	TP Time Played
YC Yellow Cards	RC Red Cards	n/a not applicable	2Min 2 Minute Suspensions	
+ 2 Minute + 2 Minute Suspensions				



CORRECTED

Results

Αποτελέσματα / Résultats

Match No: 25

KOR 26 - 24 BRA
(16-9) (10-15)

Referees: (5) BRETO V / (6) HUELIN TRILLO J (ESP)

RUNNING SCORE

KOR - BRA

KOR - Korea

Players		Shots								Penalties			
No.	Name	G/S	%	6m	Wing	9m	7m	FB	BT	YC	2Min	RC	EX
1	OH Yong Ran												
2	WOO Sun Hee	6/8	75		4/5			2/3					
4	HUH Soon Young	1/2	50	0/1				1/1		1			
5	LEE Gong Joo	1/3	33	1/1	0/2						1		
7	JANG So Hee	1/5	20		0/4			1/1		1	1		
9	KIM Cha Youn											1	
10	OH Seong Ok	1/1	100					1/1					
11	HUH Young Sook	0/6	0			0/5			0/1		1		
12	MOON Kyeong Ha												
13	LIM O Kyeong	2/3	67				2/3						
15	LEE Sang Eun	7/8	88			2/3	4/4	1/1					
17	MYOUNG Bok Hee	3/5	60			3/5							
19	CHOI Im Jeong	1/6	17			1/6				1			
20	MOON Pil Hee	3/10	30	1/1		1/7			1/2		2		
Bench / Team													
Totals		26/57	46	2/3	4/11	7/26	6/7	6/7	1/3	3	6		

Goalkeepers		Saves							
No.	Name	S/S	%	6m	Wing	9m	7m	FB	BT
1	OH Yong Ran	14/38	37	2/7	0/2	9/13	0/1	1/8	2/7
12	MOON Kyeong Ha								
Totals		14/38	37	2/7	0/2	9/13	0/1	1/8	2/7

BRA - Brazil

Players		Shots								Penalties			
No.	Name	G/S	%	6m	Wing	9m	7m	FB	BT	YC	2Min	RC	EX
1	MASSON Chana												
2	DINIZ Fabiana	1/2	50	1/2						1	2		
3	NASCIMENTO Alexandra Priscila	1/4	25		1/2	0/1		0/1					
4	MONTAO Margareth												
5	PIEADA Daniela	4/5	80	3/3	1/1	0/1				1	1		
8	AMORIM Ana	1/5	20	0/1		1/3			0/1	1	1		
9	FIGUEIREDO Milene												
10	ROSAS Aline												
11	JACQUES Viviane	1/3	33			0/2		1/1					
13	SILVA Lucila	7/9	78	0/1		1/2		3/3	3/3		1		
15	SILVA Aline	5/11	45			2/7	1/1		2/3				
16	de PAULA Darly												
17	MESQUITA Idalina	4/4	100	1/1				3/3					
19	SANTOS Aline	0/1	0			0/1					1		
Bench / Team													
Totals		24/44	55	5/8	2/3	4/17	1/1	7/8	5/7	3	6		

Goalkeepers		Saves							
No.	Name	S/S	%	6m	Wing	9m	7m	FB	BT
1	MASSON Chana	7/26	27	0/1	2/5	4/8	1/5	0/6	0/1
16	de PAULA Darly	15/22	68	0/1	3/4	9/12	0/2	1/1	2/2
Totals		22/48	46	0/2	5/9	13/20	1/7	1/7	2/3

		1st Half			2nd Half		
LEE S	1	(2)	0				
OH S	2	(3)	0				
WOO S	3	(5)	1	SILVA A			
LEE S	3	(6)	2	DINIZ F			
WOO S	4	(7)	2				
WOO S	5	(8)	2				
LEE S	5	(8)	3	SILVA L			
WOO S	5	(9)	4	SILVA A			
LEE S	5	(13)	5	NASCIMENTO A			
WOO S	5	(14)	6	SILVA L			
LEE S	5	(15)	7	PIEADA D			
LEE S	6	(15)	7				
LEE S	7	(17)	7				
LEE S	8	(19)	7				
WOO S	9	(20)	7				
LEE S	10	(21)	7				
WOO S	10	(22)	8	SILVA L			
WOO S	11	(24)	8				
JANG S	12	(26)	8				
WOO S	13	(29)	8				
WOO S	13	(29)	9	SILVA L			
MOON P	14	(29)	9				
HUH S	15	(30)	9				
LEE S	16	(30)	9				
		2nd Half					
LIM O	17	(31)	9				
LIM O	18	(33)	9				
MOON P	19	(34)	9				
MOON P	20	(35)	9				
MOON P	20	(36)	10	SILVA L			
MYOUNG B	21	(36)	10				
MYOUNG B	21	(37)	11	SILVA A			
MYOUNG B	21	(38)	12	MESQUITA I			
MYOUNG B	22	(39)	12				
MYOUNG B	23	(40)	12				
MYOUNG B	23	(40)	13	PIEADA D			
MYOUNG B	23	(42)	14	MESQUITA I			
MYOUNG B	23	(43)	15	SILVA A			
MYOUNG B	23	(45)	16	PIEADA D			
MYOUNG B	23	(45)	17	SILVA L			
MYOUNG B	23	(49)	18	JACQUES V			
MYOUNG B	23	(50)	19	MESQUITA I			
LEE G	24	(52)	19				
CHOI I	25	(54)	19				
CHOI I	25	(54)	20	SILVA A			
CHOI I	25	(56)	21	SILVA L			
CHOI I	25	(58)	22	PIEADA D			
CHOI I	25	(59)	23	AMORIM A			
WOO S	26	(60)	23				
WOO S	26	(60)	24	MESQUITA I			

NOTE: Correction of Venue

LEGEND									
G/S	Goals / Shots	%	Efficiency	6m	6-metre Shots	7m	7-metre Shots	9m	9-metre Shots
S/S	Saves / Shots	Wing	Wing Shots	FB	Fast Breaks	BT	Breakthroughs	EX	Exclusions
YC	Yellow Cards	RC	Red Cards	2Min	2 Minute Suspensions				
+	2 Minute + 2 Minute Suspensions								



CORRECTED

Match Team Statistics

Ομαδικές Στατιστικές Αγώνα / Statistiques du match par équipe

Match No: 25

KOR 26 - 24 BRA
(16-9) (10-15)

Referees: (5) BRETO V / (6) HUELIN TRILLO J (ESP)

KOR - Korea

Players		Shots								Offence		Defence		Penalties				TP
No.	Name	G/S	%	6m	Wing	9m	7m	FB	BT	AS	TF	ST	BS	YC	2Min	RC	EX	
1	OH Yong Ran																	60:00
2	WOO Sun Hee	6/8	75		4/5			2/3		2	1	5						60:00
4	HUH Soon Young	1/2	50	0/1				1/1		2	1	2		1				57:27
5	LEE Gong Joo	1/3	33	1/1	0/2						1				1			30:00
7	JANG So Hee	1/5	20		0/4			1/1		1	3			1	1			30:00
9	KIM Cha Youn														1			26:08
10	OH Seong Ok	1/1	100					1/1			2	3						07:43
11	HUH Young Sook	0/6	0			0/5			0/1	1					1			18:14
12	MOON Kyeong Ha																	
13	LIM O Kyeong	2/3	67				2/3				1							00:51
15	LEE Sang Eun	7/8	88			2/3	4/4	1/1		1	1	1						32:50
17	MYOUNG Bok Hee	3/5	60			3/5				4								14:17
19	CHOI Im Jeong	1/6	17			1/6				3	1			1				28:47
20	MOON Pil Hee	3/10	30	1/1		1/7			1/2		2	1			2			53:43
Bench / Team																		
Totals		26/57	46	2/3	4/11	7/26	6/7	6/7	1/3	14	13	12		3	6			

Goalkeepers		Total Shots		6m Shots		Wing Shots		9m Shots		7m Shots		Fast Breaks		Breakthroughs	
No.	Name	S/S	%	S/S	%	S/S	%	S/S	%	S/S	%	S/S	%	S/S	%
1	OH Yong Ran	14/38	37	2/7	29	0/2	0	9/13	69	0/1	0	1/8	13	2/7	29
12	MOON Kyeong Ha														
Totals		14/38	37	2/7	29	0/2	0	9/13	69	0/1	0	1/8	13	2/7	29

Team Shots	Goals	Saves	Missed	Post	Blocked	Total	%
6m Shots	2			1		3	67
Wing Shots	4	5	1	1		11	36
9m Shots	7	13	1	1	4	26	27
7m Shots	6	1			n/a	7	86
Fast Breaks	6	1				7	86
Breakthroughs	1	2				3	33
Totals	26	22	2	3	4	57	46

Number of Attacks: 63, Scoring Efficiency: 41%



CORRECTED

Match Team Statistics

Ομαδικές Στατιστικές Αγώνα / Statistiques du match par équipe

Match No: 25

KOR 26 - 24 BRA
(16-9) (10-15)

Referees: (5) BRETO V / (6) HUELIN TRILLO J (ESP)

KOR - Korea

Shots Distribution

Players

Goals / Shots

2 WOO S 2/2 0/2 1/1 1/1 1/1 1/1	4 HUH S 1-Post 1/1	5 LEE G 1/2 0/1	7 JANG S 1-Post 1-Post 1/1 0/1 0/1	9 KIM C	10 OH S 1/1
11 HUH Y 1-Missed 1-Blocked 0/1 0/1 0/1	13 LIM O 1/1 1/2	15 LEE S 1-Blocked 1/1 2/2 2/2 1/1 1/1	17 MYOUNG B 1/1 0/2 2/2	19 CHOI I 1-Blocked 0/1 1/2 0/1 0/1	20 MOON P 1-Post 1-Blocked 1/3 0/1 1/2 1/1

Team

Offence

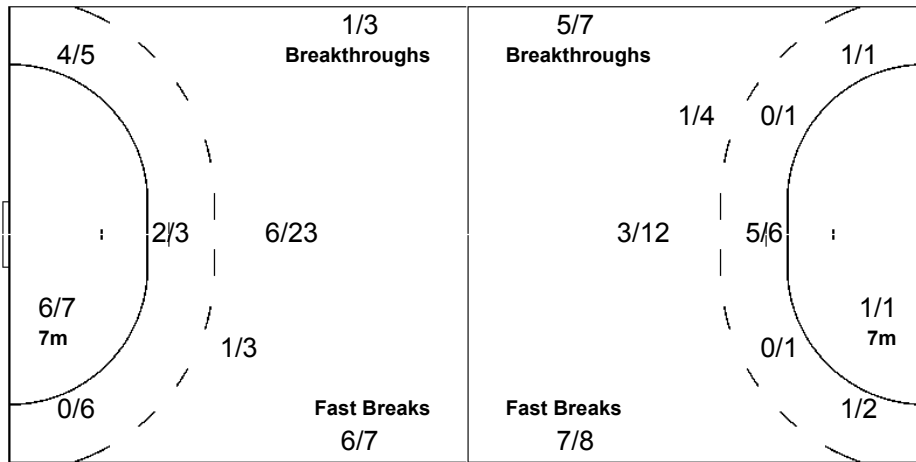
Defence

Goalkeepers

Goals / Shots

3/3	1/5	3/3
4/8	0/2	1/4
5/6	4/9	5/8

2-Missed 3-Post 4-Blocked



Saves / Shots

1/1	1/4	2/4
1/2		4/5
4/9	1/2	0/11

1 OH Y

1/1	1/4	2/4
1/2		4/5
4/9	1/2	0/11

12 MOON K

THU 26 AUG 2004
19:30

Handball
Χειροσφαίριση / Handball

WOMEN
Γυναίκες / Femmes

Quarterfinals
Προημιτελικοί / Quarts de finale



CORRECTED

Match Team Statistics

Ομαδικές Στατιστικές Αγώνα / Statistiques du match par équipe

Match No: 25

KOR 26 - 24 BRA
(16-9) (10-15)

Referees: (5) BRETO V / (6) HUELIN TRILLO J (ESP)

BRA - Brazil

No.	Name	Shots								Offence		Defence		Penalties			TP	
		G/S	%	6m	Wing	9m	7m	FB	BT	AS	TF	ST	BS	YC	2Min	RC		EX
1	MASSON Chana																	35:22
2	DINIZ Fabiana	1/2	50	1/2							1	1	1	1	2			41:03
3	NASCIMENTO Alexandra Priscila	1/4	25		1/2	0/1		0/1			1							22:21
4	MONTAO Margareth																	
5	PIEDADE Daniela	4/5	80	3/3	1/1	0/1					3			1	1			60:00
8	AMORIM Ana	1/5	20	0/1		1/3			0/1	4	2	2	2	1	1			32:12
9	FIGUEIREDO Milene										4							21:14
10	ROSAS Aline										1							02:45
11	JACQUES Viviane	1/3	33			0/2		1/1		2	1	1						37:39
13	SILVA Lucila	7/9	78	0/1		1/2		3/3	3/3	2	4	1			1			60:00
15	SILVA Aline	5/11	45			2/7	1/1		2/3	1	2	1						35:12
16	de PAULA Darly																	24:38
17	MESQUITA Idalina	4/4	100	1/1				3/3		1	1							34:49
19	SANTOS Aline	0/1	0			0/1					1		1			1		12:45
	Bench / Team																	
Totals		24/44	55	5/8	2/3	4/17	1/1	7/8	5/7	10	21	6	4	3	6			

No.	Name	Total Shots		6m Shots		Wing Shots		9m Shots		7m Shots		Fast Breaks		Breakthroughs	
		S/S	%	S/S	%	S/S	%	S/S	%	S/S	%	S/S	%	S/S	%
1	MASSON Chana	7/26	27	0/1	0	2/5	40	4/8	50	1/5	20	0/6	0	0/1	0
16	de PAULA Darly	15/22	68	0/1	0	3/4	75	9/12	75	0/2	0	1/1	100	2/2	100
Totals		22/48	46	0/2	0	5/9	56	13/20	65	1/7	14	1/7	14	2/3	67

Team Shots	Goals	Saves	Missed	Post	Blocked	Total	%
6m Shots	5	2	1			8	63
Wing Shots	2		1			3	67
9m Shots	4	9	1	3		17	24
7m Shots	1				n/a	1	100
Fast Breaks	7	1				8	88
Breakthroughs	5	2				7	71
Totals	24	14	3	3		44	55

Number of Attacks: 63, Scoring Efficiency: 38%



CORRECTED

Match Team Statistics

Ομαδικές Στατιστικές Αγώνα / Statistiques du match par équipe

Match No: 25

KOR 26 - 24 BRA
(16-9) (10-15)

Referees: (5) BRETO V / (6) HUELIN TRILLO J (ESP)

BRA - Brazil

Shots Distribution

Players

Goals / Shots

2 DINIZ F	3 NASCIMENTO A	4 MONTAO M	5 PIEDADE D	8 AMORIM A	9 FIGUEIREDO M
0/1	1/1		1/2	1/1	
1/1	0/2		1/1	0/1	
	1-Missed		2/2	1-Missed 2-Post	
10 ROSAS A	11 JACQUES V	13 SILVA L	15 SILVA A	17 MESQUITA I	19 SANTOS A
	1/1	1/1	0/1	1/1	0/1
	0/1		0/2	1/1	
		3/5	1/2	1/1	
	1-Missed	3/3	4/4		
			1-Post		

Team

Offence

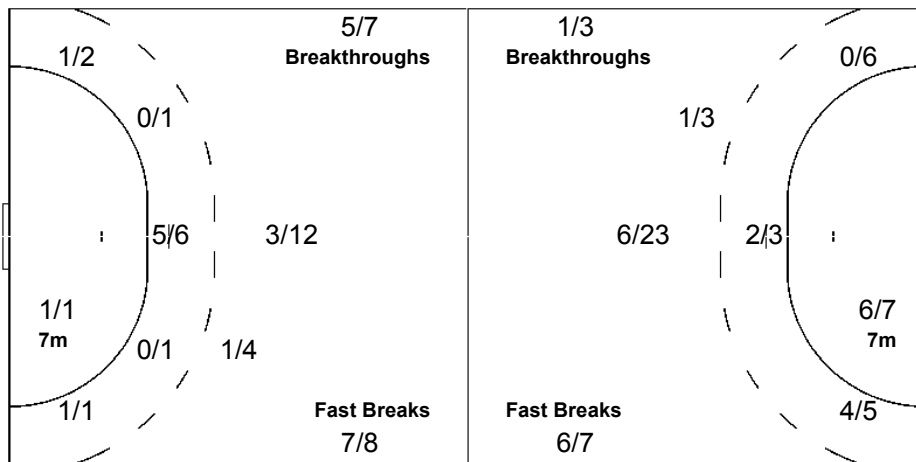
Defence

Goalkeepers

Goals / Shots

0/1	3/4	2/4
1/2		1/5
5/9	1/2	11/11

3-Missed 3-Post



Saves / Shots

0/3	4/5	0/3
4/8	2/2	3/4
1/6	5/9	3/8

1 MASSON C

0/3	1/1	0/3
1/3	1/1	0/1
0/4	2/6	2/4

16 de PAULA D

	3/4	
3/5	1/1	3/3
1/2	3/3	1/4

NOTE: Correction of Venue

LEGEND

G/S Goals / Shots	% Efficiency	6m 6-metre Shots	7m 7-metre Shots	9m 9-metre Shots
S/S Saves / Shots	Wing Wing Shots	FB Fast Breaks	BT Breakthroughs	EX Exclusions
AS Assists	TF Technical Faults	ST Steals	BS Blocked Shots	TP Time Played
YC Yellow Cards	RC Red Cards	n/a not applicable	2Min 2 Minute Suspensions	
+ 2 Minute + 2 Minute Suspensions				



Results

Αποτελέσματα / Résultats

Match No: 28

ESP 27 - 23 CHN
(16-10) (11-13)

Referees: (3) HASSAN H / (4) ALY Y (EGY)

RUNNING SCORE

ESP - CHN

ESP - Spain

Players		Shots								Penalties			
No.	Name	G/S	%	6m	Wing	9m	7m	FB	BT	YC	2Min	RC	EX
1	LOPEZ Elisabeth												
2	GARCIA Soraya	5/7	71			2/2		1/3	2/2				
3	PAREJA Susana	3/4	75	2/2				1/2		1			
6	LOPEZ Cristina												
7	ANDREU Maite	3/4	75			3/4							
8	GOMEZ Cristina	4/5	80	2/3	2/2								
9	MANGUE Marta	2/4	50	0/2					2/2				
10	BOX Diana										1		
11	PUCHE Montserrat	5/7	71			1/1	1/2		3/4				
13	FRAILE Susana												
14	ALONSO Patricia	2/4	50			0/2	2/2						
15	ORTUNO Isabel	3/6	50	0/1		0/2	2/2		1/1	1			
16	SANCHEZ Eugenia												
20	ONCINA Noelia	0/1	0		0/1					1	1		
Bench / Team										1			
Totals		27/42	64	4/8	2/3	6/11	5/6	2/5	8/9	4	2		

Goalkeepers		Saves							
No.	Name	S/S	%	6m	Wing	9m	7m	FB	BT
1	LOPEZ Elisabeth	15/38	39	5/13	2/5	5/6	0/3	2/8	1/3
16	SANCHEZ Eugenia								
Totals		15/38	39	5/13	2/5	5/6	0/3	2/8	1/3

CHN - China

Players		Shots								Penalties			
No.	Name	G/S	%	6m	Wing	9m	7m	FB	BT	YC	2Min	RC	EX
1	FAN Jie												
2	ZHAI Chao	0/2	0			0/2							
3	LIU Yun	0/3	0	0/3						1			
5	LI Bing	3/8	38	1/1		0/4		1/1	1/2				
6	ZHANG Zhiqing												
8	ZHANG Li	0/2	0		0/1			0/1					
9	WANG Min	2/5	40	1/1	0/2			1/2					
10	WANG Shasha	7/11	64	2/3		1/3	3/4	1/1		1	1		
11	CHEN Ji	3/3	100	2/2				1/1					
13	WU Yanan	4/6	67	1/2	3/3			0/1					
14	LIU Xiaomei	4/6	67	1/1		0/2		2/2	1/1	1			
15	SUN Laimiao	0/1	0	0/1									
16	YU Geli												
19	LI Weiwei												
Bench / Team													
Totals		23/47	49	8/14	3/6	1/11	3/4	6/9	2/3	3	1		

Goalkeepers		Saves							
No.	Name	S/S	%	6m	Wing	9m	7m	FB	BT
1	FAN Jie	1/5	20				0/3		1/2
16	YU Geli	10/33	30	2/6	1/3	5/11	0/2	2/4	0/7
Totals		11/38	29	2/6	1/3	5/11	0/5	2/4	1/9

1st Half	
0 (1') 1	LIU X
1 (2') 1	
2 (2') 1	
2 (4') 2	LIB
3 (4') 2	
3 (7') 3	LIB
4 (8') 3	
4 (8') 4	WANG S
4 (10') 5	WANG S
5 (11') 5	
6 (13') 5	
6 (13') 6	LIU X
6 (14') 7	WU Y
7 (15') 7	
8 (18') 7	
9 (19') 7	
9 (19') 8	WU Y
10 (21') 8	
11 (22') 8	
12 (24') 8	
13 (25') 8	
13 (27') 9	LIB
14 (28') 9	
15 (28') 9	
15 (29') 10	WU Y
16 (30') 10	
2nd Half	
17 (32') 10	
17 (32') 11	WANG S
18 (33') 11	
18 (33') 12	WANG M
19 (34') 12	
19 (34') 13	CHEN J
20 (35') 13	
20 (39') 14	WANG S
20 (40') 15	LIU X
20 (42') 16	CHEN J
21 (43') 16	
21 (45') 17	WU Y
21 (47') 18	WANG S
21 (48') 19	WANG S
21 (49') 20	LIU X
22 (50') 20	
22 (50') 21	WANG S
23 (51') 21	
24 (52') 21	
25 (55') 21	
26 (56') 21	
26 (59') 22	CHEN J
27 (59') 22	
27 (60') 23	WANG M

LEGEND									
G/S	Goals / Shots	%	Efficiency	6m	6-metre Shots	7m	7-metre Shots	9m	9-metre Shots
S/S	Saves / Shots	Wing	Wing Shots	FB	Fast Breaks	BT	Breakthroughs	EX	Exclusions
YC	Yellow Cards	RC	Red Cards	2Min	2 Minute Suspensions				
+	2 Minute + 2 Minute Suspensions								



Match Team Statistics

Ομαδικές Στατιστικές Αγώνα / Statistiques du match par équipe

Match No: 28

ESP 27 - 23 CHN
(16-10) (11-13)

Referees: (3) HASSAN H / (4) ALY Y (EGY)

ESP - Spain

Players		Shots								Offence		Defence		Penalties				TP
No.	Name	G/S	%	6m	Wing	9m	7m	FB	BT	AS	TF	ST	BS	YC	2Min	RC	EX	
1	LOPEZ Elisabeth										1							60:00
2	GARCIA Soraya	5/7	71			2/2		1/3	2/2	2	3	4	1					33:03
3	PAREJA Susana	3/4	75	2/2				1/2			1			1				36:47
6	LOPEZ Cristina										1							23:21
7	ANDREU Maite	3/4	75			3/4				1	1							20:34
8	GOMEZ Cristina	4/5	80	2/3	2/2					1								29:20
9	MANGUE Marta	2/4	50	0/2					2/2		4	3						43:15
10	BOX Diana											2	2		1			29:05
11	PUCHE Montserrat	5/7	71			1/1	1/2		3/4	2	4							32:55
13	FRAILE Susana										1							03:55
14	ALONSO Patricia	2/4	50			0/2	2/2			1	2	1						19:20
15	ORTUNO Isabel	3/6	50	0/1		0/2	2/2		1/1	1	3			1				28:25
16	SANCHEZ Eugenia																	
20	ONCINA Noelia	0/1	0		0/1					2				1	1			60:00
	Bench / Team													1				
	Totals	27/42	64	4/8	2/3	6/11	5/6	2/5	8/9	10	21	10	3	4	2			

Goalkeepers		Total Shots		6m Shots		Wing Shots		9m Shots		7m Shots		Fast Breaks		Breakthroughs	
No.	Name	S/S	%	S/S	%	S/S	%	S/S	%	S/S	%	S/S	%	S/S	%
1	LOPEZ Elisabeth	15/38	39	5/13	38	2/5	40	5/6	83	0/3	0	2/8	25	1/3	33
16	SANCHEZ Eugenia														
	Totals	15/38	39	5/13	38	2/5	40	5/6	83	0/3	0	2/8	25	1/3	33

Team Shots	Goals	Saves	Missed	Post	Blocked	Total	%
6m Shots	4	2	2			8	50
Wing Shots	2	1				3	67
9m Shots	6	5				11	55
7m Shots	5			1	n/a	6	83
Fast Breaks	2	2		1		5	40
Breakthroughs	8	1				9	89
Totals	27	11	2	2		42	64

Number of Attacks: 60, Scoring Efficiency: 45%



Match Team Statistics

Ομαδικές Στατιστικές Αγώνα / Statistiques du match par équipe

Match No: 28

ESP 27 - 23 CHN
(16-10) (11-13)

Referees: (3) HASSAN H / (4) ALY Y (EGY)

ESP - Spain

Shots Distribution

Players

Goals / Shots

2 GARCIA S	3 PAREJA S	6 LOPEZ C	7 ANDREU M	8 GOMEZ C	9 MANGUE M
0/1	1/1		1/1	1/1	1/1
4/4	1/1		0/1	1/1	0/1
	1-Post			1-Missed	1-Missed

10 BOX D	11 PUCHE M	13 FRAILE S	14 ALONSO P	15 ORTUNO I	20 ONCINA N
	3/3		1/1		0/1
	1/1		0/1	3/3	0/1
	1-Post				

Team

Offence

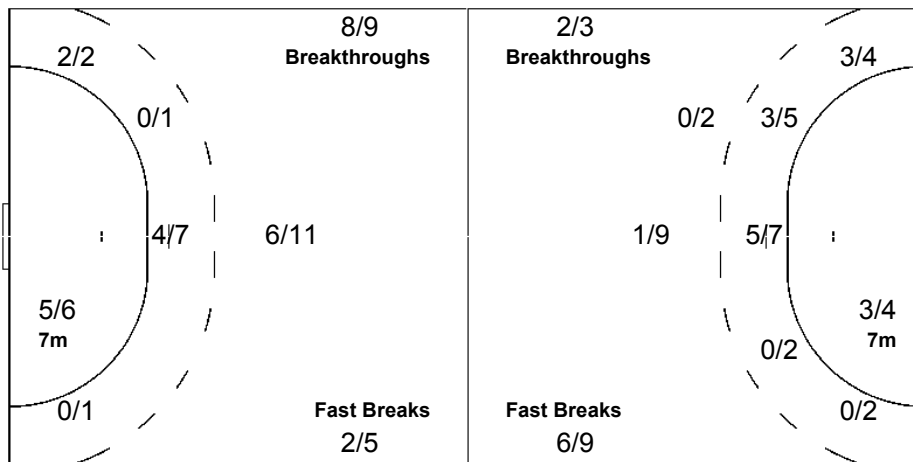
Defence

Goalkeepers

Goals / Shots

	1/1	1/1
4/5	0/2	6/8
10/11	1/2	4/8

2-Missed 2-Post



Saves / Shots

2/2	1/4	
5/9	2/3	0/2
2/8	3/5	0/5

1 LOPEZ E

2/2	1/4	
5/9	2/3	0/2
2/8	3/5	0/5

16 SANCHEZ E



Match Team Statistics

Ομαδικές Στατιστικές Αγώνα / Statistiques du match par équipe

Match No: 28

ESP 27 - 23 CHN
(16-10) (11-13)

Referees: (3) HASSAN H / (4) ALY Y (EGY)

CHN - China

No.	Name	Shots								Offence		Defence		Penalties			TP	
		G/S	%	6m	Wing	9m	7m	FB	BT	AS	TF	ST	BS	YC	2Min	RC		EX
1	FAN Jie																	05:41
2	ZHAI Chao	0/2	0			0/2				1	2							12:48
3	LIU Yun	0/3	0	0/3									1					34:38
5	LI Bing	3/8	38	1/1		0/4		1/1	1/2	7	1							56:28
6	ZHANG Zhiqing																	
8	ZHANG Li	0/2	0		0/1			0/1		1								04:07
9	WANG Min	2/5	40	1/1	0/2			1/2		2		2						55:02
10	WANG Shasha	7/11	64	2/3		1/3	3/4	1/1		3	5	5		1	1			48:36
11	CHEN Ji	3/3	100	2/2				1/1		1	3	1						27:13
13	WU Yanan	4/6	67	1/2	3/3			0/1			1	1						55:53
14	LIU Xiaomei	4/6	67	1/1		0/2		2/2	1/1	1	2			1				53:51
15	SUN Laimiao	0/1	0	0/1														09:16
16	YU Geli										1							54:19
19	LI Weiwei										2							02:08
	Bench / Team																	
	Totals	23/47	49	8/14	3/6	1/11	3/4	6/9	2/3	16	17	9		3	1			

Goalkeepers		Total Shots		6m Shots		Wing Shots		9m Shots		7m Shots		Fast Breaks		Breakthroughs	
No.	Name	S/S	%	S/S	%	S/S	%	S/S	%	S/S	%	S/S	%	S/S	%
1	FAN Jie	1/5	20							0/3	0			1/2	50
16	YU Geli	10/33	30	2/6	33	1/3	33	5/11	45	0/2	0	2/4	50	0/7	0
	Totals	11/38	29	2/6	33	1/3	33	5/11	45	0/5	0	2/4	50	1/9	11

Team Shots	Goals	Saves	Missed	Post	Blocked	Total	%
6m Shots	8	5	1			14	57
Wing Shots	3	2		1		6	50
9m Shots	1	5	1	1	3	11	9
7m Shots	3			1	n/a	4	75
Fast Breaks	6	2	1			9	67
Breakthroughs	2	1				3	67
Totals	23	15	3	3	3	47	49

Number of Attacks: 61, Scoring Efficiency: 38%



Match Team Statistics

Ομαδικές Στατιστικές Αγώνα / Statistiques du match par équipe

Match No: 28

ESP 27 - 23 CHN
(16-10) (11-13)

Referees: (3) HASSAN H / (4) ALY Y (EGY)

CHN - China

Shots Distribution

Players

Goals / Shots

2 ZHAI C

	0/1	

1-Post

3 LIU Y

	0/3	

5 LI B

2/4	1/2	

1-Missed

1-Blocked

6 ZHANG Z

8 ZHANG L

	0/1	

1-Post

9 WANG M

	1/2	
	1/1	0/1

1-Missed

10 WANG S

0/1	1/1	
1/1	0/1	
2/2		3/3

1-Post

1-Blocked

11 CHEN J

1/1	1/1	
		1/1

13 WU Y

	1/2	
		2/2
	1/2	

14 LIU X

0/1	1/1	
1/1		
1/1		1/1

1-Blocked

15 SUN L

1-Missed

19 LI W

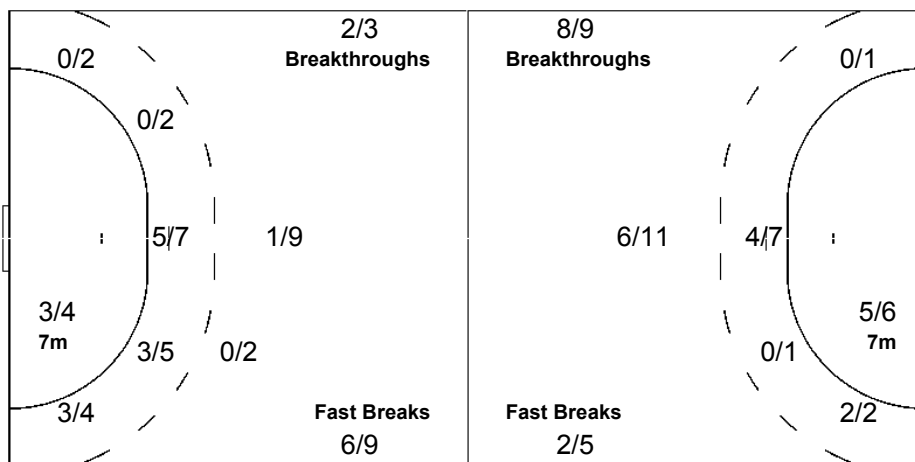
Team

Goals / Shots

0/2	3/4	
4/9	1/3	2/2
6/8	2/5	5/5

3-Missed 3-Post 3-Blocked

Offence



Defence

Goalkeepers

Saves / Shots

	0/1	0/1
1/5	2/2	2/8
1/11	1/2	4/8

1 FAN J

0/2	1/1	
0/1		0/1

16 YU G

	0/1	0/1
1/3	1/1	2/8
1/10	1/2	4/7

LEGEND

G/S Goals / Shots	% Efficiency	6m 6-metre Shots	7m 7-metre Shots	9m 9-metre Shots
S/S Saves / Shots	Wing Wing Shots	FB Fast Breaks	BT Breakthroughs	EX Exclusions
AS Assists	TF Technical Faults	ST Steals	BS Blocked Shots	TP Time Played
YC Yellow Cards	RC Red Cards	n/a not applicable	2Min 2 Minute Suspensions	
+ 2 Minute + 2 Minute Suspensions				



Results

Αποτελέσματα / Résultats

Match No: 29

HUN 36 - 31 BRA
(17-14) (19-17)

Referees: (15) NACHEVSKI D / (16) NACHEVSKI M (MKD)

RUNNING SCORE

HUN - BRA

HUN - Hungary

Players		Shots								Penalties			
No.	Name	G/S	%	6m	Wing	9m	7m	FB	BT	YC	2Min	RC	EX
1	SIRINA Irina												
2	FERLING Bernadett	4/6	67			1/3		1/1	2/2		1		
3	BOHUS Beata									1			
4	MEHLMANN Ibolya	3/5	60			3/5							
5	PALFFY Zsuzsanna	2/3	67		2/3								
6	KIRSNER Erika	6/7	86		2/3			4/4					
9	RADULOVICS Bojana	7/14	50	1/1		1/8	5/5						
10	PIGNICZKI Krisztina									1			
11	FARKAS Agnes	1/3	33	0/1		1/2							
13	GORBICZ Anita	3/3	100	3/3									
15	SITI Eszter Agnes	4/8	50	0/2		1/3		1/1	2/2	1			
16	PALINGER Katalin												
17	TOTH Timea	0/2	0	0/1		0/1					1		
19	KULCSAR Anita	6/8	75	4/6	1/1			1/1					
Bench / Team													
Totals		36/59	61	8/14	5/7	7/22	5/5	7/7	4/4	3	2		

Goalkeepers		Saves							
No.	Name	S/S	%	6m	Wing	9m	7m	FB	BT
1	SIRINA Irina	6/23	26	1/5	0/2	3/10	1/2	1/3	0/1
16	PALINGER Katalin	8/22	36	4/8	2/2	2/5	0/1	0/2	0/4
Totals		14/45	31	5/13	2/4	5/15	1/3	1/5	0/5

BRA - Brazil

Players		Shots								Penalties			
No.	Name	G/S	%	6m	Wing	9m	7m	FB	BT	YC	2Min	RC	EX
1	MASSON Chana												
2	DINIZ Fabiana									1			
3	NASCIMENTO Alexandra Priscila	1/2	50			0/1			1/1				
4	MONTAO Margareth												
5	PIE DADE Daniela	4/7	57	3/5				0/1	1/1	1	2		
8	AMORIM Ana	0/2	0			0/2							
9	FIGUEIREDO Milene	1/2	50	1/2									
10	ROSAS Aline	1/3	33		0/1				1/2				
11	JACQUES Viviane	2/4	50		2/3	0/1				1			
13	SILVA Lucila	3/7	43	0/3		0/1		2/2	1/1				
15	SILVA Aline	8/12	67	2/2		4/7	1/2		1/1				
16	de PAULA Darly												
17	MESQUITA Idalina	2/3	67	1/1	0/1			1/1					
19	SANTOS Aline	9/11	82	1/1		6/8	1/1	1/1			1		
Bench / Team													
Totals		31/53	58	8/14	2/5	10/20	2/3	4/5	5/6	3	3		

Goalkeepers		Saves							
No.	Name	S/S	%	6m	Wing	9m	7m	FB	BT
1	MASSON Chana	5/20	25	2/6	1/4	2/6	0/1	0/2	0/1
16	de PAULA Darly	7/28	25	3/7	0/2	4/7	0/4	0/5	0/3
Totals		12/48	25	5/13	1/6	6/13	0/5	0/7	0/4

1st Half	
KULCSAR A	1 (2') 0
RADULOVICS B	2 (3') 0
KULCSAR A	3 (4') 0
	3 (5') 1 MESQUITA I
KIRSNER E	4 (6') 1
	4 (9') 2 SANTOS A
FERLING B	5 (9') 2
KULCSAR A	6 (10') 2
	6 (11') 3 PIE DADE D
SITI E	7 (11') 3
	7 (13') 4 SANTOS A
FERLING B	8 (13') 4
FERLING B	9 (14') 4
	9 (15') 5 JACQUES V
RADULOVICS B	10 (15') 5
KIRSNER E	11 (16') 5
	11 (17') 6 SILVA A
FERLING B	12 (18') 6
	12 (18') 7 SILVA A
RADULOVICS B	13 (20') 7
	13 (21') 8 SILVA A
	13 (21') 9 PIE DADE D
SITI E	14 (22') 9
	14 (23') 10 SANTOS A
	14 (24') 11 SANTOS A
SITI E	15 (25') 11
PALFFY Z	16 (27') 11
	16 (27') 12 SILVA A
RADULOVICS B	17 (28') 12
	17 (29') 13 FIGUEIREDO M
	17 (30') 14 JACQUES V
2nd Half	
	17 (31') 15 PIE DADE D
	17 (32') 16 MESQUITA I
	17 (33') 17 SILVA L
RADULOVICS B	18 (33') 17
	18 (34') 18 SANTOS A
SITI E	19 (35') 18
	19 (35') 19 SANTOS A
MEHLMANN I	20 (37') 19
	20 (37') 20 SILVA A
	20 (38') 21 SILVA L
FARKAS A	21 (38') 21
KIRSNER E	22 (40') 21
KIRSNER E	23 (41') 21
	23 (41') 22 ROSAS A
	23 (43') 23 SANTOS A
KULCSAR A	24 (43') 23
	24 (44') 24 SANTOS A
	24 (45') 25 NASCIMENTO A
RADULOVICS B	25 (46') 25
	25 (46') 26 SILVA A
MEHLMANN I	26 (47') 26
GORBICZ A	27 (48') 26
	27 (48') 27 SILVA A
GORBICZ A	28 (49') 27
	28 (49') 28 SANTOS A
MEHLMANN I	29 (51') 28
GORBICZ A	30 (52') 28
KIRSNER E	31 (52') 28
	31 (53') 29 SILVA L
PALFFY Z	32 (53') 29
KIRSNER E	33 (55') 29
KULCSAR A	34 (56') 29
	34 (56') 30 SILVA A
RADULOVICS B	35 (58') 30
KULCSAR A	36 (59') 30
	36 (59') 31 PIE DADE D

LEGEND									
G/S	Goals / Shots	%	Efficiency	6m	6-metre Shots	7m	7-metre Shots	9m	9-metre Shots
S/S	Saves / Shots	Wing	Wing Shots	FB	Fast Breaks	BT	Breakthroughs	EX	Exclusions
YC	Yellow Cards	RC	Red Cards	2Min	2 Minute Suspensions				
+	2 Minute + 2 Minute Suspensions								



Match Team Statistics

Ομαδικές Στατιστικές Αγώνα / Statistiques du match par équipe

Match No: 29

HUN 36 - 31 BRA
(17-14) (19-17)

Referees: (15) NACHEVSKI D / (16) NACHEVSKI M (MKD)

HUN - Hungary

Players		Shots								Offence		Defence		Penalties				TP
No.	Name	G/S	%	6m	Wing	9m	7m	FB	BT	AS	TF	ST	BS	YC	2Min	RC	EX	
1	SIRINA Irina									1								32:29
2	FERLING Bernadett	4/6	67			1/3		1/1	2/2	1	3		1			1		46:09
3	BOHUS Beata											1		1				10:22
4	MEHLMANN Ibolya	3/5	60			3/5					1	1						11:28
5	PALFFY Zsuzsanna	2/3	67		2/3					1	1							60:00
6	KIRSNER Erika	6/7	86		2/3			4/4		1	1	3						59:52
9	RADULOVICS Bojana	7/14	50	1/1		1/8	5/5			6	1							21:49
10	PIGNICZKI Krisztina									1		1		1				25:03
11	FARKAS Agnes	1/3	33	0/1		1/2				3		2						09:34
13	GORBICZ Anita	3/3	100	3/3						4	1							14:35
15	SITI Eszter Agnes	4/8	50	0/2		1/3		1/1	2/2	4	5	1		1				47:53
16	PALINGER Katalin																	27:31
17	TOTH Timea	0/2	0	0/1		0/1									1			19:10
19	KULCSAR Anita	6/8	75	4/6	1/1			1/1		2	1							34:05
Bench / Team																		
Totals		36/59	61	8/14	5/7	7/22	5/5	7/7	4/4	24	14	8	2	3	2			

Goalkeepers		Total Shots		6m Shots		Wing Shots		9m Shots		7m Shots		Fast Breaks		Breakthroughs	
No.	Name	S/S	%	S/S	%	S/S	%	S/S	%	S/S	%	S/S	%	S/S	%
1	SIRINA Irina	6/23	26	1/5	20	0/2	0	3/10	30	1/2	50	1/3	33	0/1	0
16	PALINGER Katalin	8/22	36	4/8	50	2/2	100	2/5	40	0/1	0	0/2	0	0/4	0
Totals		14/45	31	5/13	38	2/4	50	5/15	33	1/3	33	1/5	20	0/5	0

Team Shots	Goals	Saves	Missed	Post	Blocked	Total	%
6m Shots	8	5		1		14	57
Wing Shots	5	1		1		7	71
9m Shots	7	6	3	2	4	22	32
7m Shots	5				n/a	5	100
Fast Breaks	7					7	100
Breakthroughs	4					4	100
Totals	36	12	3	4	4	59	61

Number of Attacks: 68, Scoring Efficiency: 53%



Match Team Statistics

Ομαδικές Στατιστικές Αγώνα / Statistiques du match par équipe

Match No: 29

HUN 36 - 31 BRA
(17-14) (19-17)

Referees: (15) NACHEVSKI D / (16) NACHEVSKI M (MKD)

HUN - Hungary

Shots Distribution

Players

Goals / Shots

2 FERLING B

1/1		1/2
1/1	1/1	

1-Blocked

3 BOHUS B

4 MEHLMANN I

1/1		
1/1		1/1

2-Missed

5 PALFFY Z

1/1	1/1	

1-Post

6 KIRSNER E

	0/1	2/2
1/1		1/1
	1/1	1/1

9 RADULOVIĆ B

		0/1
		1/2
2/3		4/4

1-Missed 1-Post 2-Blocked

10 PIGNICZKI K

11 FARKAS A

0/1		
		1/2

13 GORBICZ A

		1/1
1/1		1/1

15 SITI E

1/2	0/1	2/2
1/1		

1-Post 1-Blocked

17 TOTHT

0/1	0/1	

19 KULCSAR A

		1/1
2/2		
2/3		1/1

1-Post

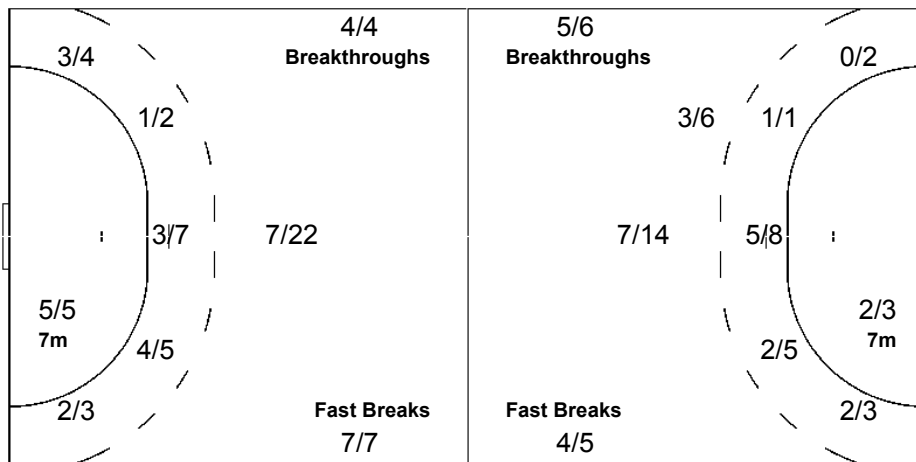
Team

Goals / Shots

2/3	1/2	4/5
6/8	0/2	5/7
7/9	2/2	9/10

3-Missed 4-Post 4-Blocked

Offence



Goalkeepers

Saves / Shots

0/2	2/4	1/2
1/8	2/3	3/5
1/7	2/7	2/7

1 SIRINA I

0/1	0/2	1/2
1/5	1/2	2/3
1/5	0/2	0/1

16 PALINGER K

0/1	2/2	
0/3	1/1	1/2
0/2	2/5	2/6



Match Team Statistics

Ομαδικές Στατιστικές Αγώνα / Statistiques du match par équipe

Match No: 29

HUN 36 - 31 BRA
(17-14) (19-17)

Referees: (15) NACHEVSKI D / (16) NACHEVSKI M (MKD)

BRA - Brazil

No.	Name	Shots								Offence		Defence		Penalties				TP
		G/S	%	6m	Wing	9m	7m	FB	BT	AS	TF	ST	BS	YC	2Min	RC	EX	
1	MASSON Chana										1							24:35
2	DINIZ Fabiana											1		1				29:03
3	NASCIMENTO Alexandra Priscila	1/2	50			0/1				1/1								21:21
4	MONTAO Margareth												1					01:33
5	PIEADA Daniela	4/7	57	3/5				0/1	1/1		1			1	2			60:00
8	AMORIM Ana	0/2	0			0/2				1	1							17:39
9	FIGUEIREDO Milene	1/2	50	1/2							1							07:50
10	ROSAS Aline	1/3	33		0/1				1/2	1								21:01
11	JACQUES Viviane	2/4	50		2/3	0/1				1	2			1				38:39
13	SILVA Lucila	3/7	43	0/3		0/1		2/2	1/1	3	2	1						42:23
15	SILVA Aline	8/12	67	2/2		4/7	1/2		1/1	2	2	1						32:13
16	de PAULA Darly																	35:25
17	MESQUITA Idalina	2/3	67	1/1	0/1			1/1				1						38:59
19	SANTOS Aline	9/11	82	1/1		6/8	1/1	1/1		2	8		5		1			49:19
	Bench / Team																	
	Totals	31/53	58	8/14	2/5	10/20	2/3	4/5	5/6	10	18	4	6	3	3			

No.	Name	Total Shots		6m Shots		Wing Shots		9m Shots		7m Shots		Fast Breaks		Breakthroughs	
		S/S	%	S/S	%	S/S	%	S/S	%	S/S	%	S/S	%	S/S	%
1	MASSON Chana	5/20	25	2/6	33	1/4	25	2/6	33	0/1	0	0/2	0	0/1	0
16	de PAULA Darly	7/28	25	3/7	43	0/2	0	4/7	57	0/4	0	0/5	0	0/3	0
	Totals	12/48	25	5/13	38	1/6	17	6/13	46	0/5	0	0/7	0	0/4	0

Team Shots	Goals	Saves	Missed	Post	Blocked	Total	%
6m Shots	8	5		1		14	57
Wing Shots	2	2	1			5	40
9m Shots	10	5	1	3	1	20	50
7m Shots	2	1			n/a	3	67
Fast Breaks	4	1				5	80
Breakthroughs	5			1		6	83
Totals	31	14	2	5	1	53	58

Number of Attacks: 68, Scoring Efficiency: 46%



Helliniko Indoor Arena
Κλειστό Γήπεδο Ελληνικού
Helliniko Salle des Sports

SAT 28 AUG 2004
11:30

Handball
Χειροσφαίριση / Handball

WOMEN
Γυναίκες / Femmes

Classification
Αγώνες Κατάταξης / Tour de Classement



Match Team Statistics

Ομαδικές Στατιστικές Αγώνα / Statistiques du match par équipe

Match No: 29

HUN 36 - 31 BRA
(17-14) (19-17)

Referees: (15) NACHEVSKI D / (16) NACHEVSKI M (MKD)

BRA - Brazil

Shots Distribution

Players

Goals / Shots

2 DINIZ F	3 NASCIMENTO A	4 MONTAO M	5 PIEDADE D	8 AMORIM A	9 FIGUEIREDO M
	1/1		1/1 0/1 1/1 1/3 1/1		1/1 0/1
	1-Missed			1-Post 1-Blocked	
10 ROSAS A	11 JACQUES V	13 SILVA L	15 SILVA A	17 MESQUITA I	19 SANTOS A
1/1	0/1 1/1	2/3 1/1 0/1	1/1 1/1 1/1 1/1 0/1 0/1 1/2 3/3	1/1	1/1 0/1 1/1 1/1 0/1 1/1 2/2 1/1 3/3
1-Post	1-Post	1-Post	1-Post	1-Missed	

Team

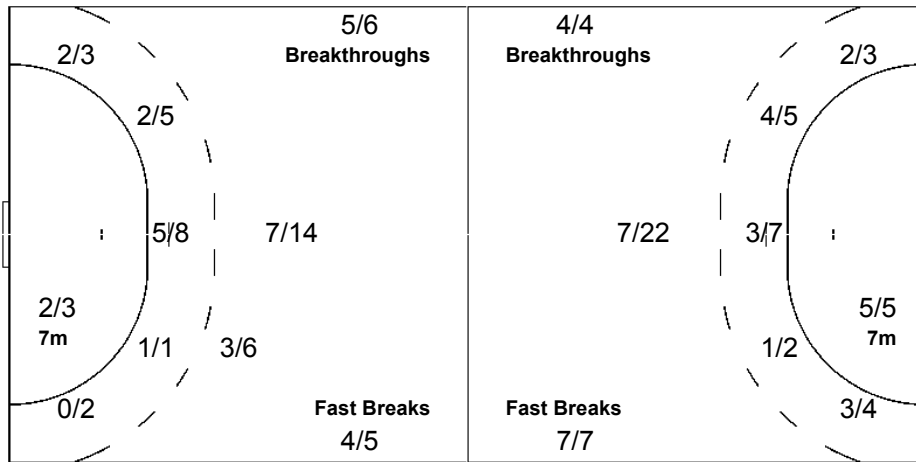
Offence

Defence

Goalkeepers

Goals / Shots

2/2	2/4	1/2
7/8	1/3	2/5
6/7	5/7	5/7
2-Missed	5-Post	1-Blocked



Saves / Shots

1/3	1/2	1/5
2/8	2/2	2/7
2/9	0/2	1/10

1 MASSON C

1/2	1/2	0/2
1/3	1/1	0/3
0/1		1/6

16 de PAULA D

0/1		1/3
1/5	1/1	2/4
2/8	0/2	0/4

LEGEND								
G/S Goals / Shots	% Efficiency	6m 6-metre Shots	7m 7-metre Shots	9m 9-metre Shots				
S/S Saves / Shots	Wing Wing Shots	FB Fast Breaks	BT Breakthroughs	EX Exclusions				
AS Assists	TF Technical Faults	ST Steals	BS Blocked Shots	TP Time Played				
YC Yellow Cards	RC Red Cards	n/a not applicable	2Min 2 Minute Suspensions					
+ 2 Minute + 2 Minute Suspensions								





Results

Αποτελέσματα / Résultats

Match No: 31

CHN 25 - 26 BRA
(10-13) (15-13)

Referees: (5) BRETO V / (6) HUELIN TRILLO J (ESP)

RUNNING SCORE

CHN - BRA

CHN - China

Players		Shots								Penalties			
No.	Name	G/S	%	6m	Wing	9m	7m	FB	BT	YC	2Min	RC	EX
1	FAN Jie												
2	ZHAI Chao	4/9	44			4/8			0/1				
3	LIU Yun									1	2		
5	LI Bing	3/5	60		1/1	0/2		1/1	1/1	1	1		
6	ZHANG Zhiqing												
8	ZHANG Li	3/5	60		1/3			2/2					
9	WANG Min	2/4	50		0/1			2/3					
10	WANG Shasha	4/9	44			0/3	3/5	1/1			1		
11	CHEN Ji	1/1	100	1/1									
13	WU Yanan	1/4	25		1/3			0/1					
14	LIU Xiaomei	0/2	0			0/2							
16	YU Geli												
17	LEI Sufen												
19	LI Weiwei	7/12	58			5/9	1/2	1/1					
Bench / Team													
Totals		25/51	49	1/1	3/8	9/24	4/7	7/9	1/2	2	4		

Goalkeepers		Saves							
No.	Name	S/S	%	6m	Wing	9m	7m	FB	BT
1	FAN Jie	6/21	29	1/3	1/2	1/4	1/2	2/5	0/5
16	YU Geli	4/15	27	2/4	0/2	1/1	1/3	0/2	0/3
Totals		10/36	28	3/7	1/4	2/5	2/5	2/7	0/8

BRA - Brazil

Players		Shots								Penalties			
No.	Name	G/S	%	6m	Wing	9m	7m	FB	BT	YC	2Min	RC	EX
1	MASSON Chana												
2	DINIZ Fabiana	1/2	50	1/2							2		
3	NASCIMENTO Alexandra Priscila	5/7	71		3/3	1/1		1/3					
5	PIEDADE Daniela	3/6	50	0/1	0/2	1/1		2/2		1			
6	KUESTENER Fabiana												
8	AMORIM Ana	2/3	67			0/1	1/1		1/1				
9	FIGUEIREDO Milene	4/5	80	1/1					3/4				
10	ROSAS Aline												
11	JACQUES Viviane												
13	SILVA Lucila	3/3	100					1/1	2/2	1			
15	SILVA Aline	6/10	60	2/3		1/3	0/1	1/1	2/2		1		
16	de PAULA Darly												
17	MESQUITA Idalina												
19	SANTOS Aline	2/3	67				2/3						
Bench / Team										1			
Totals		26/39	67	4/7	3/5	3/6	3/5	5/7	8/9	3	3		

Goalkeepers		Saves							
No.	Name	S/S	%	6m	Wing	9m	7m	FB	BT
1	MASSON Chana	11/27	41		2/5	5/10	1/5	2/5	1/2
16	de PAULA Darly	5/14	36	0/1	2/2	2/6	1/1	0/4	
Totals		16/41	39	0/1	4/7	7/16	2/6	2/9	1/2

1st Half	
LIB	1 (2') 0
	1 (2') 1
	1 (6') 2
WU Y	2 (9') 2
	2 (10') 3
	2 (12') 4
	2 (13') 5
	2 (13') 6
	2 (14') 7
ZHAI C	3 (15') 7
WANG S	4 (16') 7
LI W	5 (16') 7
LI W	6 (17') 7
	6 (18') 8
	6 (19') 9
WANG S	7 (20') 9
	7 (23') 10
	7 (23') 11
LI W	8 (24') 11
LI B	9 (25') 11
	9 (25') 12
WANG M	10 (26') 12
	10 (28') 13

2nd Half	
ZHANG L	11 (31') 13
	11 (32') 14
ZHANG L	12 (32') 14
WANG S	13 (34') 14
	13 (34') 15
	13 (37') 16
	13 (38') 17
ZHAI C	14 (38') 17
LI W	15 (40') 17
ZHAI C	16 (41') 17
	16 (42') 18
LI W	17 (42') 18
LI W	18 (44') 18
WANG M	19 (45') 18
ZHANG L	20 (46') 18
WANG S	21 (47') 18
	21 (48') 19
ZHAI C	22 (49') 19
	22 (51') 20
LI B	23 (52') 20
	23 (53') 21
	23 (54') 22
	23 (55') 23
	23 (56') 24
CHEN J	24 (57') 24
	24 (58') 25
LI W	24 (59') 26
	25 (60') 26

LEGEND									
G/S	Goals / Shots	%	Efficiency	6m	6-metre Shots	7m	7-metre Shots	9m	9-metre Shots
S/S	Saves / Shots	Wing	Wing Shots	FB	Fast Breaks	BT	Breakthroughs	EX	Exclusions
YC	Yellow Cards	RC	Red Cards	2Min	2 Minute Suspensions				
+	2 Minute + 2 Minute Suspensions								



Match Team Statistics

Ομαδικές Στατιστικές Αγώνα / Statistiques du match par équipe

Match No: 31

CHN 25 - 26 BRA
(10-13) (15-13)

Referees: (5) BRETO V / (6) HUELIN TRILLO J (ESP)

CHN - China

Players		Shots								Offence		Defence		Penalties				TP
No.	Name	G/S	%	6m	Wing	9m	7m	FB	BT	AS	TF	ST	BS	YC	2Min	RC	EX	
1	FAN Jie																	33:43
2	ZHAI Chao	4/9	44			4/8			0/1	2	3							27:20
3	LIU Yun									2	1	4		1	2			39:03
5	LI Bing	3/5	60		1/1	0/2		1/1	1/1		3	1		1	1			52:21
6	ZHANG Zhiqing																	
8	ZHANG Li	3/5	60		1/3			2/2										27:56
9	WANG Min	2/4	50		0/1			2/3		1	2							59:10
10	WANG Shasha	4/9	44			0/3	3/5	1/1				1			1			47:13
11	CHEN Ji	1/1	100	1/1								1						21:17
13	WU Yanan	1/4	25		1/3			0/1										31:46
14	LIU Xiaomei	0/2	0			0/2												19:57
16	YU Geli									1	1							26:17
17	LEI Sufen																	
19	LI Weiwei	7/12	58			5/9	1/2	1/1		1	1							33:57
	Bench / Team																	
	Totals	25/51	49	1/1	3/8	9/24	4/7	7/9	1/2	7	11	7		2	4			

Goalkeepers		Total Shots		6m Shots		Wing Shots		9m Shots		7m Shots		Fast Breaks		Breakthroughs	
No.	Name	S/S	%	S/S	%	S/S	%	S/S	%	S/S	%	S/S	%	S/S	%
1	FAN Jie	6/21	29	1/3	33	1/2	50	1/4	25	1/2	50	2/5	40	0/5	0
16	YU Geli	4/15	27	2/4	50	0/2	0	1/1	100	1/3	33	0/2	0	0/3	0
	Totals	10/36	28	3/7	43	1/4	25	2/5	40	2/5	40	2/7	29	0/8	0

Team Shots	Goals	Saves	Missed	Post	Blocked	Total	%
6m Shots	1					1	100
Wing Shots	3	4	1			8	38
9m Shots	9	7	3		5	24	38
7m Shots	4	2		1	n/a	7	57
Fast Breaks	7	2				9	78
Breakthroughs	1	1				2	50
Totals	25	16	4	1	5	51	49

Number of Attacks: 57, Scoring Efficiency: 44%



Match Team Statistics

Ομαδικές Στατιστικές Αγώνα / Statistiques du match par équipe

Match No: 31

CHN 25 - 26 BRA
(10-13) (15-13)

Referees: (5) BRETO V / (6) HUELIN TRILLO J (ESP)

CHN - China

Shots Distribution

Players

Goals / Shots

2 ZHAI C	3 LIU Y	5 LI B	6 ZHANG Z	8 ZHANG L	9 WANG M
1/2		1/1		0/1 0/1 1/1	
				1/1 1/1	1/1
0/2 1/1 1/2		1/1 1/1			1/1 0/1
1-Blocked		1-Missed 1-Blocked			1-Missed
10 WANG S	11 CHEN J	13 WU Y	14 LIU X	17 LEI S	19 LI W
0/1	1/1	0/1 0/1 1/1			1/2 1/1 1/1
		0/1			3/3 1/1
3/3					1-Missed 2-Blocked
1-Post			1-Missed 1-Blocked		

Team

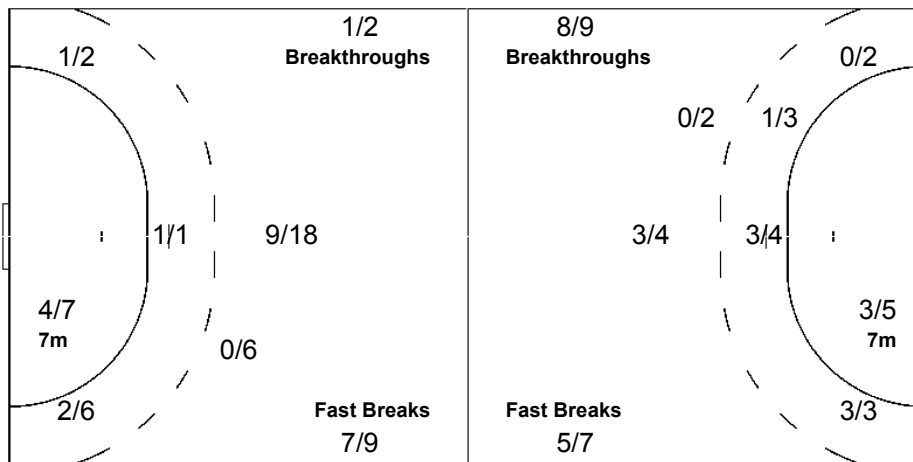
Offence

Defence

Goalkeepers

Goals / Shots

4/8	0/1	3/4
2/3	0/1	2/6
8/11	2/2	4/5
4-Missed	1-Post	5-Blocked



Saves / Shots

0/3	0/2	0/3
8/14		2/3
0/4	0/3	0/4

1 FAN J

0/2	0/2	0/2
5/8		1/1
0/1	0/3	0/2

16 YU G

0/1		0/1
3/6		1/2
0/3		0/2



Match Team Statistics

Ομαδικές Στατιστικές Αγώνα / Statistiques du match par équipe

Match No: 31

CHN 25 - 26 BRA
(10-13) (15-13)

Referees: (5) BRETO V / (6) HUELIN TRILLO J (ESP)

BRA - Brazil

No.	Name	Shots								Offence		Defence		Penalties				TP
		G/S	%	6m	Wing	9m	7m	FB	BT	AS	TF	ST	BS	YC	2Min	RC	EX	
1	MASSON Chana											1						40:23
2	DINIZ Fabiana	1/2	50	1/2						1	1		2		2			52:00
3	NASCIMENTO Alexandra Priscila	5/7	71		3/3	1/1		1/3										45:36
5	PIEADA Daniela	3/6	50	0/1	0/2	1/1		2/2			2			1				60:00
6	KUESTENER Fabiana																	
8	AMORIM Ana	2/3	67			0/1	1/1		1/1	4	5		1					33:10
9	FIGUEIREDO Milene	4/5	80	1/1					3/4	3	4	3						59:00
10	ROSAS Aline																	
11	JACQUES Viviane											1						14:44
13	SILVA Lucila	3/3	100					1/1	2/2	3	4			1				26:35
15	SILVA Aline	6/10	60	2/3		1/3	0/1	1/1	2/2		2				1			32:52
16	de PAULA Darly																	19:37
17	MESQUITA Idalina										1	1						11:37
19	SANTOS Aline	2/3	67				2/3					1	2					24:26
	Bench / Team													1				
Totals		26/39	67	4/7	3/5	3/6	3/5	5/7	8/9	11	21	5	5	3	3			

No.	Name	Total Shots		6m Shots		Wing Shots		9m Shots		7m Shots		Fast Breaks		Breakthroughs	
		S/S	%	S/S	%	S/S	%	S/S	%	S/S	%	S/S	%	S/S	%
1	MASSON Chana	11/27	41			2/5	40	5/10	50	1/5	20	2/5	40	1/2	50
16	de PAULA Darly	5/14	36	0/1	0	2/2	100	2/6	33	1/1	100	0/4	0		
Totals		16/41	39	0/1	0	4/7	57	7/16	44	2/6	33	2/9	22	1/2	50

Team Shots	Goals	Saves	Missed	Post	Blocked	Total	%
6m Shots	4	3				7	57
Wing Shots	3	1	1			5	60
9m Shots	3	2	1			6	50
7m Shots	3	2			n/a	5	60
Fast Breaks	5	2				7	71
Breakthroughs	8		1			9	89
Totals	26	10	3			39	67

Number of Attacks: 58, Scoring Efficiency: 45%



Match Team Statistics

Ομαδικές Στατιστικές Αγώνα / Statistiques du match par équipe

Match No: 31

CHN 25 - 26 BRA
(10-13) (15-13)

Referees: (5) BRETO V / (6) HUELIN TRILLO J (ESP)

BRA - Brazil

Shots Distribution

Players

Goals / Shots

2 DINIZ F	3 NASCIMENTO A	5 PIEDADE D	6 KUESTENER F	8 AMORIM A	9 FIGUEIREDO M
0/1	1/1 1/1 1/1	1/3 1/1		2/2 0/1	1/1 2/2
	1/1	1-Missed			1-Missed
10 ROSAS A	11 JACQUES V	13 SILVA L	15 SILVA A	17 MESQUITA I	19 SANTOS A
		1/1 1/1	1/1 0/2 2/2 1/1 1/1		0/1 2/2
			1-Missed		

Team

Offence

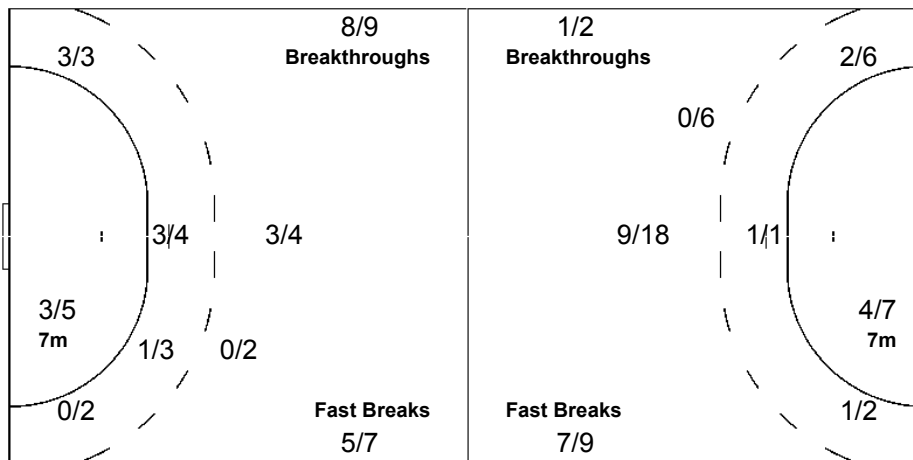
Defence

Goalkeepers

Goals / Shots

3/3	2/2	3/3
6/14		1/3
4/4	3/3	4/4

3-Missed



Saves / Shots

4/8	1/1	1/4
1/3	1/1	4/6
3/11	0/2	1/5

1 MASSON C

3/6		1/2
0/2	1/1	3/4
2/7	0/2	1/3

16 de PAULA D

1/2	1/1	0/2
1/1		1/2
1/4		0/2

LEGEND

G/S Goals / Shots	% Efficiency	6m 6-metre Shots	7m 7-metre Shots	9m 9-metre Shots
S/S Saves / Shots	Wing Wing Shots	FB Fast Breaks	BT Breakthroughs	EX Exclusions
AS Assists	TF Technical Faults	ST Steals	BS Blocked Shots	TP Time Played
YC Yellow Cards	RC Red Cards	n/a not applicable	2Min 2 Minute Suspensions	
+ 2 Minute + 2 Minute Suspensions				



Results

Αποτελέσματα / Résultats

Match No: 33

ESP 29 - 38 HUN
(15-22) (14-16)

Referees: (1) BOYE J / (2) JENSEN B (DEN)

RUNNING SCORE

ESP - HUN

ESP - Spain

Players		Shots								Penalties			
No.	Name	G/S	%	6m	Wing	9m	7m	FB	BT	YC	2Min	RC	EX
1	LOPEZ Elisabeth												
2	GARCIA Soraya	1/3	33			0/2			1/1				
3	PAREJA Susana	4/6	67		2/4			2/2			1		
5	AMOROS Vanessa	2/4	50		1/3			1/1					
7	ANDREU Maite	3/5	60			3/5				1			
8	GOMEZ Cristina	1/1	100	1/1									
9	MANGUE Marta	2/3	67	1/1				1/1	0/1		1		
10	BOX Diana	1/1	100	1/1									
11	PUCHE Montserrat	7/8	88	1/1			6/7			1			
13	FRAILE Susana	1/2	50			0/1			1/1		1		
14	ALONSO Patricia	0/4	0	0/1	0/2			0/1					
15	ORTUNO Isabel	4/11	36	1/2		1/5	0/2		2/2				
16	SANCHEZ Eugenia												
20	ONCINA Noelia	3/7	43	2/2	0/2			1/2	0/1	1			
Bench / Team													
Totals		29/55	53	7/9	3/11	4/13	6/9	5/7	4/6	3	3		

Goalkeepers		Saves							
No.	Name	S/S	%	6m	Wing	9m	7m	FB	BT
1	LOPEZ Elisabeth	8/34	24	3/10	2/7	2/6	0/2	1/7	0/2
16	SANCHEZ Eugenia	3/15	20	0/2	0/2	2/2	0/4	0/2	1/3
Totals		11/49	22	3/12	2/9	4/8	0/6	1/9	1/5

HUN - Hungary

Players		Shots								Penalties			
No.	Name	G/S	%	6m	Wing	9m	7m	FB	BT	YC	2Min	RC	EX
1	SIRINA Irina												
2	FERLING Bernadett	1/2	50	1/2									
3	BOHUS Beata	1/1	100						1/1	1	1		
4	MEHLMANN Ibolya	0/2	0			0/1			0/1		1		
6	KIRSNER Erika	4/7	57		1/4			3/3					
9	RADULOVICS Bojana	10/14	71		0/1	3/5	6/6	0/1	1/1				
10	PIGNICZKI Krisztina	2/4	50	0/1				2/3			2		
11	FARKAS Agnes												
13	GORBICZ Anita	4/9	44		0/1	1/4		2/3	1/1	1			
15	SITI Eszter Agnes	2/2	100	1/1					1/1		1		
16	PALINGER Katalin												
17	TOTH Timea	1/2	50		1/1	0/1							
18	LOVASZ Zsuzsanna	6/6	100		5/5			1/1					
19	KULCSAR Anita	7/9	78	7/8				0/1		1	1		
Bench / Team													
Totals		38/58	66	9/12	7/12	4/11	6/6	8/12	4/5	3	6		

Goalkeepers		Saves							
No.	Name	S/S	%	6m	Wing	9m	7m	FB	BT
1	SIRINA Irina	3/9	33	0/1	0/1	2/2	0/2	0/1	1/2
16	PALINGER Katalin	16/39	41	1/7	6/8	5/9	1/5	2/6	1/4
Totals		19/48	40	1/8	6/9	7/11	1/7	2/7	2/6

		1st Half			
PUCHE M	1	(1)	0		
PAREJA S	2	(2)	0		
	2	(3)	1	LOVASZ Z	
	2	(4)	2	RADULOVICS B	
	2	(4)	3	KIRSNER E	
ANDREU M	3	(5)	3		
	3	(5)	4	KULCSAR A	
	3	(6)	5	FERLING B	
PUCHE M	4	(7)	5		
	4	(7)	6	RADULOVICS B	
	4	(7)	7	LOVASZ Z	
	4	(8)	8	PIGNICZKI K	
ANDREU M	5	(9)	8		
ONCINA N	6	(10)	8		
ORTUNO I	7	(11)	8		
	7	(11)	9	RADULOVICS B	
	7	(12)	10	LOVASZ Z	
PUCHE M	8	(14)	10		
	8	(15)	11	KULCSAR A	
PUCHE M	9	(16)	11		
MANGUE M	10	(16)	11		
	10	(17)	12	LOVASZ Z	
	10	(19)	13	LOVASZ Z	
ANDREU M	11	(20)	13		
	11	(20)	14	GORBICZ A	
	11	(21)	15	GORBICZ A	
	11	(22)	16	GORBICZ A	
	11	(23)	17	KULCSAR A	
ONCINA N	12	(24)	17		
	12	(24)	18	KULCSAR A	
	12	(25)	19	BOHUS B	
PUCHE M	13	(26)	19		
	13	(26)	20	KULCSAR A	
ONCINA N	14	(27)	20		
	14	(28)	21	RADULOVICS B	
	14	(30)	22	RADULOVICS B	
PAREJA S	15	(30)	22		
		2nd Half			
FRAILE S	16	(31)	22		
	16	(31)	23	SITI E	
	16	(32)	24	PIGNICZKI K	
PUCHE M	17	(33)	24		
	17	(34)	25	RADULOVICS B	
	17	(34)	26	KIRSNER E	
PUCHE M	18	(36)	26		
	18	(37)	27	RADULOVICS B	
ORTUNO I	19	(37)	27		
	19	(39)	28	KIRSNER E	
ORTUNO I	20	(40)	28		
	20	(40)	29	LOVASZ Z	
GOMEZ C	21	(40)	29		
	21	(41)	30	SITI E	
	21	(42)	31	RADULOVICS B	
AMOROS V	22	(43)	31		
PAREJA S	23	(46)	31		
	23	(47)	32	RADULOVICS B	
MANGUE M	24	(48)	32		
	24	(49)	33	RADULOVICS B	
ORTUNO I	25	(49)	33		
PAREJA S	26	(51)	33		
	26	(52)	34	GORBICZ A	
	26	(54)	35	TOTH T	
	26	(56)	36	KULCSAR A	
GARCIA S	27	(57)	36		
	27	(57)	37	KULCSAR A	
	27	(59)	38	KIRSNER E	
BOX D	28	(60)	38		
AMOROS V	29	(60)	38		

LEGEND									
G/S	Goals / Shots	%	Efficiency	6m	6-metre Shots	7m	7-metre Shots	9m	9-metre Shots
S/S	Saves / Shots	Wing	Wing Shots	FB	Fast Breaks	BT	Breakthroughs	EX	Exclusions
YC	Yellow Cards	RC	Red Cards	2Min	2 Minute Suspensions				
+	2 Minute + 2 Minute Suspensions								



Match Team Statistics

Ομαδικές Στατιστικές Αγώνα / Statistiques du match par équipe

Match No: 33

ESP 29 - 38 HUN
(15-22) (14-16)

Referees: (1) BOYE J / (2) JENSEN B (DEN)

ESP - Spain

No.	Name	Shots								Offence		Defence		Penalties			TP	
		G/S	%	6m	Wing	9m	7m	FB	BT	AS	TF	ST	BS	YC	2Min	RC		EX
1	LOPEZ Elisabeth										1							35:01
2	GARCIA Soraya	1/3	33			0/2			1/1	1	2	1						14:42
3	PAREJA Susana	4/6	67		2/4			2/2		1	2			1				47:03
5	AMOROS Vanessa	2/4	50		1/3			1/1			1	1						31:02
7	ANDREU Maite	3/5	60			3/5				1	1			1				12:40
8	GOMEZ Cristina	1/1	100	1/1							1							26:06
9	MANGUE Marta	2/3	67	1/1				1/1	0/1	1	3	1			1			41:34
10	BOX Diana	1/1	100	1/1						1	3							28:29
11	PUCHE Montserrat	7/8	88	1/1			6/7			1	2	1		1				27:01
13	FRAILE Susana	1/2	50			0/1			1/1	4	1	1	2		1			30:51
14	ALONSO Patricia	0/4	0	0/1	0/2			0/1		3	1							16:32
15	ORTUNO Isabel	4/11	36	1/2		1/5	0/2		2/2	1	3		1					42:39
16	SANCHEZ Eugenia										1							24:59
20	ONCINA Noelia	3/7	43	2/2	0/2			1/2	0/1	2	2			1				41:21
	Bench / Team																	
	Totals	29/55	53	7/9	3/11	4/13	6/9	5/7	4/6	16	24	5	3	3	3			

No.	Name	Total Shots		6m Shots		Wing Shots		9m Shots		7m Shots		Fast Breaks		Breakthroughs	
		S/S	%	S/S	%	S/S	%	S/S	%	S/S	%	S/S	%	S/S	%
1	LOPEZ Elisabeth	8/34	24	3/10	30	2/7	29	2/6	33	0/2	0	1/7	14	0/2	0
16	SANCHEZ Eugenia	3/15	20	0/2	0	0/2	0	2/2	100	0/4	0	0/2	0	1/3	33
	Totals	11/49	22	3/12	25	2/9	22	4/8	50	0/6	0	1/9	11	1/5	20

Team Shots	Goals	Saves	Missed	Post	Blocked	Total	%
6m Shots	7	1			1	9	78
Wing Shots	3	6	2			11	27
9m Shots	4	7	1	1		13	31
7m Shots	6	1	1	1	n/a	9	67
Fast Breaks	5	2				7	71
Breakthroughs	4	2				6	67
Totals	29	19	4	2	1	55	53

Number of Attacks: 71, Scoring Efficiency: 41%



Match Team Statistics

Ομαδικές Στατιστικές Αγώνα / Statistiques du match par équipe

Match No: 33

ESP 29 - 38 HUN
(15-22) (14-16)

Referees: (1) BOYE J / (2) JENSEN B (DEN)

ESP - Spain

Shots Distribution

Players

Goals / Shots

2 GARCIA S	3 PAREJA S	5 AMOROS V	7 ANDREU M	8 GOMEZ C	9 MANGUE M
0/1 1/1	1/1 0/1 1/1 1/1	0/1 2/2	0/1 2/3	1/1	1/1 0/1 1/1
1-Post		1-Missed			
10 BOX D	11 PUCHE M	13 FRAILE S	14 ALONSO P	15 ORTUNO I	20 ONCINA N
1/1	1/1 0/1 3/3 3/3	0/1 1/1	0/1 0/1	0/1 1/1 1/2 0/1 1/2 1/1	0/1 0/1 0/1 1/1
			1-Missed 1-Blocked	2-Missed 1-Post	

Team

Offence

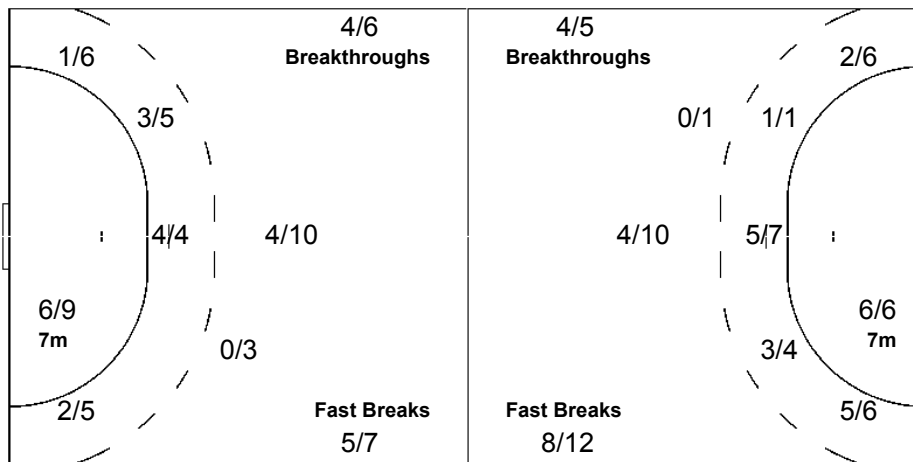
Defence

Goalkeepers

Goals / Shots

0/2	2/3	1/2
2/3	0/4	1/3
8/10	5/9	10/12

4-Missed 2-Post 1-Blocked



Saves / Shots

1/5	0/1	0/6
2/9	1/2	2/3
1/10	0/5	4/8

1 LOPEZ E

1/4	0/1	0/3
2/8	1/2	2/2
0/6	0/4	2/4

16 SANCHEZ E

0/1		0/3
0/1		0/1
1/4	0/1	2/4



Match Team Statistics

Ομαδικές Στατιστικές Αγώνα / Statistiques du match par équipe

Match No: 33

ESP 29 - 38 HUN
(15-22) (14-16)

Referees: (1) BOYE J / (2) JENSEN B (DEN)

HUN - Hungary

No.	Name	Shots								Offence		Defence		Penalties				TP
		G/S	%	6m	Wing	9m	7m	FB	BT	AS	TF	ST	BS	YC	2Min	RC	EX	
1	SIRINA Irina											1						11:19
2	FERLING Bernadett	1/2	50	1/2														25:19
3	BOHUS Beata	1/1	100						1/1	1		2	1	1	1			33:46
4	MEHLMANN Ibolya	0/2	0			0/1			0/1	3	2				1			09:43
6	KIRSNER Erika	4/7	57		1/4			3/3		4		2						59:32
9	RADULOVICS Bojana	10/14	71		0/1	3/5	6/6	0/1	1/1	8	3	2						26:19
10	PIGNICZKI Krisztina	2/4	50	0/1				2/3							2			29:32
11	FARKAS Agnes																	
13	GORBICZ Anita	4/9	44		0/1	1/4		2/3	1/1	5	3	2		1				59:24
15	SITI Eszter Agnes	2/2	100	1/1					1/1		2				1			20:26
16	PALINGER Katalin									1								48:41
17	TOTH Timea	1/2	50		1/1	0/1					1							09:45
18	LOVASZ Zsuzsanna	6/6	100		5/5			1/1			2							57:13
19	KULCSAR Anita	7/9	78	7/8				0/1			4				1	1		29:01
Bench / Team																		
Totals		38/58	66	9/12	7/12	4/11	6/6	8/12	4/5	22	18	8	1	3	6			

No.	Name	Total Shots		6m Shots		Wing Shots		9m Shots		7m Shots		Fast Breaks		Breakthroughs	
		S/S	%	S/S	%	S/S	%	S/S	%	S/S	%	S/S	%	S/S	%
1	SIRINA Irina	3/9	33	0/1	0	0/1	0	2/2	100	0/2	0	0/1	0	1/2	50
16	PALINGER Katalin	16/39	41	1/7	14	6/8	75	5/9	56	1/5	20	2/6	33	1/4	25
Totals		19/48	40	1/8	13	6/9	67	7/11	64	1/7	14	2/7	29	2/6	33

Team Shots	Goals	Saves	Missed	Post	Blocked	Total	%
6m Shots	9	3				12	75
Wing Shots	7	2		3		12	58
9m Shots	4	4			3	11	36
7m Shots	6				n/a	6	100
Fast Breaks	8	1		3		12	67
Breakthroughs	4	1				5	80
Totals	38	11		6	3	58	66

Number of Attacks: 70, Scoring Efficiency: 54%



Match Team Statistics

Ομαδικές Στατιστικές Αγώνα / Statistiques du match par équipe

Match No: 33

ESP 29 - 38 HUN
(15-22) (14-16)

Referees: (1) BOYE J / (2) JENSEN B (DEN)

HUN - Hungary

Shots Distribution

Players

Goals / Shots

2 FERLING B	3 BOHUS B	4 MEHLMANN I	6 KIRSNER E	9 RADULOVICS B	10 PIGNICZKI K
0/1	1/1		1/2	1/1	1/1
				3/3	0/2
		0/2	1/1	2/3	1/1
			2-Post	1-Post	1-Post
11 FARKAS A	13 GORBICZ A	15 SITI E	17 TOTH T	18 LOVASZ Z	19 KULCSAR A
	1/1			1/1	1/1
				2/2	2/3
	1/1	2/2	0/1	1/1	1/1
	1-Post	3-Blocked		1-Post	

Team

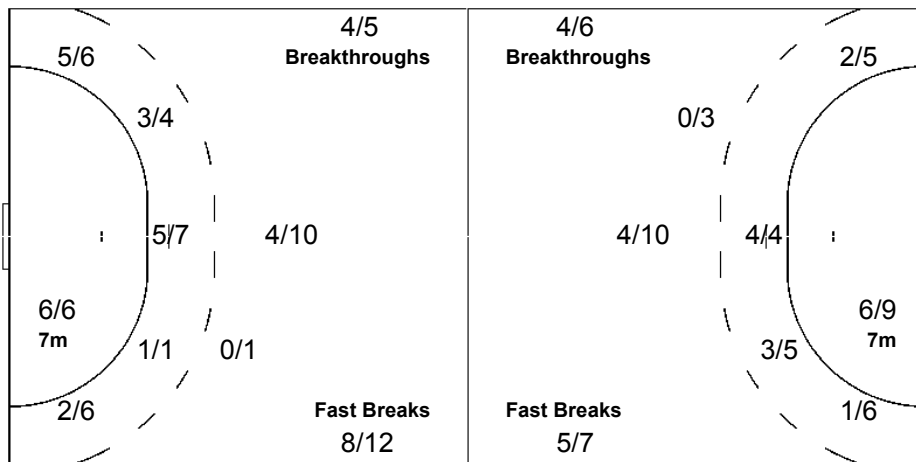
Offence

Defence

Goalkeepers

Goals / Shots

4/5	1/1	6/6
7/9	1/2	1/3
9/10	5/5	4/8
	6-Post	3-Blocked



Saves / Shots

2/2	1/3	1/2
1/3	4/4	2/3
2/10	4/9	2/12

1 SIRINA I

	1/1	
1/2	1/2	0/4

16 PALINGER K

2/2	1/3	1/2
1/3	3/3	2/3
1/8	3/7	2/8

LEGEND									
G/S	Goals / Shots	%	Efficiency	6m	6-metre Shots	7m	7-metre Shots	9m	9-metre Shots
S/S	Saves / Shots	Wing	Wing Shots	FB	Fast Breaks	BT	Breakthroughs	EX	Exclusions
AS	Assists	TF	Technical Faults	ST	Steals	BS	Blocked Shots	TP	Time Played
YC	Yellow Cards	RC	Red Cards	n/a	not applicable	2Min	2 Minute Suspensions		
+	2 Minute + 2 Minute Suspensions								



Results

Αποτελέσματα / Résultats

Match No: 26

UKR 20 - 29 DEN
(11-13) (9-16)

Referees: (9) LEMME F / (10) ULLRICH B (GER)

RUNNING SCORE

UKR - DEN

UKR - Ukraine

Players		Shots								Penalties			
No.	Name	G/S	%	6m	Wing	9m	7m	FB	BT	YC	2Min	RC	EX
1	BORYSENKO Nataliya												
3	BURMYSTROVA Ganna	1/10	10	0/1		1/9							
4	SHINKARENKO Tetyana	1/3	33			1/2			0/1				
5	VERGELYUK Maryna	3/7	43	1/1		0/2			2/4	1	1		
6	YATSENKO Olena	3/4	75	1/1	1/1	0/1			1/1				
7	SIUKALO Ganna	2/4	50	1/1		0/2			1/1				
8	RADCHENKO Olena	0/2	0		0/2					1	1		
9	TSYGITSA Olena	2/12	17	1/2		1/7	0/1		0/2				
10	MARKUSHEVSKA Galyna	3/4	75	3/4									
11	SHEVCHENKO Lyudmyla	0/1	0	0/1						1	2		
12	HONCHAROVA Iryna												
14	LYAPINA Nataliya	5/8	63		0/1		4/5	0/1	1/1				
15	BORODINA Anastasiya	0/2	0			0/2							
16	ZASPA Larysa												
	Bench / Team									1			
	Totals	20/57	35	7/11	1/4	3/25	4/6	0/1	5/10	4	4		

Goalkeepers		Saves							
No.	Name	S/S	%	6m	Wing	9m	7m	FB	BT
1	BORYSENKO Nataliya	2/11	18		1/3	1/4	0/2	0/2	
12	HONCHAROVA Iryna								
16	ZASPA Larysa	7/27	26	1/5	2/7	3/6	1/6	0/3	
	Totals	9/38	24	1/5	3/10	4/10	1/8	0/5	

DEN - Denmark

Players		Shots								Penalties			
No.	Name	G/S	%	6m	Wing	9m	7m	FB	BT	YC	2Min	RC	EX
2	SKOV Rikke	1/1	100	1/1						1			
3	MIKKELSEN Henriette Roende	1/1	100		1/1								
5	VESTERGAARD Mette	3/7	43	1/2		2/5							
10	JOERGENSEN Rikke Hoerlykke	0/1	0			0/1							
11	THOMSEN Camilla Ingemann	1/1	100	1/1						1	1		
12	MORTENSEN Karin Oernhoej												
13	KIAERSKOU Lotte	2/7	29	0/1		0/3	2/3						
14	JENSEN Trine	1/2	50		0/1	1/1							
15	FRUELUND Katrine	9/13	69	1/1	1/1	2/6	5/5				1		
16	SCHMIDT Rikke												
17	ANDERSEN Kristine	1/4	25			1/4							
18	BROEDSGAARD Karen	1/1	100					1/1					
19	DAUGAARD Line	5/6	83		3/4			2/2		1			
21	TOURAY Josephine	4/6	67		2/3	0/1		2/2					
	Bench / Team												
	Totals	29/50	58	4/6	7/10	6/21	7/8	5/5		3	2		

Goalkeepers		Saves							
No.	Name	S/S	%	6m	Wing	9m	7m	FB	BT
12	MORTENSEN Karin Oernhoej								
16	SCHMIDT Rikke	23/43	53	3/10	2/3	10/13	2/6	1/1	5/10
	Totals	23/43	53	3/10	2/3	10/13	2/6	1/1	5/10

1st Half	
0 (3') 1	FRUELUND K
1 (3') 1	
1 (5') 2	KIAERSKOU L
1 (6') 3	DAUGAARD L
1 (7') 4	KIAERSKOU L
2 (8') 4	
3 (9') 4	
4 (9') 4	
4 (10') 5	DAUGAARD L
4 (14') 6	THOMSEN C
5 (14') 6	
5 (15') 7	DAUGAARD L
5 (17') 8	FRUELUND K
6 (19') 8	
6 (20') 9	FRUELUND K
7 (21') 9	
7 (21') 10	DAUGAARD L
8 (22') 10	
8 (25') 11	JENSEN T
8 (27') 12	FRUELUND K
9 (27') 12	
9 (28') 13	FRUELUND K
10 (29') 13	
11 (30') 13	

2nd Half	
11 (33') 14	VESTERGAARD M
11 (36') 15	DAUGAARD L
12 (36') 15	
12 (37') 16	ANDERSEN K
12 (38') 17	TOURAY J
12 (40') 18	FRUELUND K
12 (41') 19	VESTERGAARD M
13 (41') 19	
13 (41') 20	FRUELUND K
13 (42') 21	BROEDSGAARD K
13 (43') 22	TOURAY J
14 (44') 22	
14 (44') 23	VESTERGAARD M
14 (45') 24	FRUELUND K
15 (46') 24	
16 (47') 24	
16 (48') 25	TOURAY J
16 (50') 26	TOURAY J
17 (52') 26	
18 (53') 26	
19 (54') 26	
19 (56') 27	MIKKELSEN H
19 (58') 28	FRUELUND K
20 (59') 28	
20 (60') 29	SKOV R

LEGEND

G/S	Goals / Shots	%	Efficiency	6m	6-metre Shots	7m	7-metre Shots	9m	9-metre Shots
S/S	Saves / Shots	Wing	Wing Shots	FB	Fast Breaks	BT	Breakthroughs	EX	Exclusions
YC	Yellow Cards	RC	Red Cards	2Min	2 Minute Suspensions				
+	2 Minute + 2 Minute Suspensions								



Match Team Statistics

Ομαδικές Στατιστικές Αγώνα / Statistiques du match par équipe

Match No: 26

UKR 20 - 29 DEN
(11-13) (9-16)

Referees: (9) LEMME F / (10) ULLRICH B (GER)

UKR - Ukraine

Players		Shots								Offence		Defence		Penalties				TP
No.	Name	G/S	%	6m	Wing	9m	7m	FB	BT	AS	TF	ST	BS	YC	2Min	RC	EX	
1	BORYSENKO Nataliya																	12:57
3	BURMYSTROVA Ganna	1/10	10	0/1		1/9				1	2							24:27
4	SHINKARENKO Tetyana	1/3	33			1/2			0/1		1							09:21
5	VERGELYUK Maryna	3/7	43	1/1		0/2			2/4	2	3			1	1			44:24
6	YATSENKO Olena	3/4	75	1/1	1/1	0/1			1/1									49:46
7	SIUKALO Ganna	2/4	50	1/1		0/2			1/1	1		1						41:08
8	RADCHENKO Olena	0/2	0		0/2						1			1	1			39:15
9	TSYGITSA Olena	2/12	17	1/2		1/7	0/1		0/2	2	1							33:17
10	MARKUSHEVSKA Galyna	3/4	75	3/4							1		1					25:05
11	SHEVCHENKO Lyudmyla	0/1	0	0/1							1		4	1	2			41:50
12	HONCHAROVA Iryna																	
14	LYAPINA Nataliya	5/8	63		0/1		4/5	0/1	1/1		2							49:21
15	BORODINA Anastasiya	0/2	0			0/2												02:06
16	ZASPA Larysa										1							47:03
	Bench / Team													1				
	Totals	20/57	35	7/11	1/4	3/25	4/6	0/1	5/10	6	13	1	5	4	4			

Goalkeepers		Total Shots		6m Shots		Wing Shots		9m Shots		7m Shots		Fast Breaks		Breakthroughs	
No.	Name	S/S	%	S/S	%	S/S	%	S/S	%	S/S	%	S/S	%	S/S	%
1	BORYSENKO Nataliya	2/11	18			1/3	33	1/4	25	0/2	0	0/2	0		
12	HONCHAROVA Iryna														
16	ZASPA Larysa	7/27	26	1/5	20	2/7	29	3/6	50	1/6	17	0/3	0		
	Totals	9/38	24	1/5	20	3/10	30	4/10	40	1/8	13	0/5	0		

Team Shots	Goals	Saves	Missed	Post	Blocked	Total	%
6m Shots	7	3		1		11	64
Wing Shots	1	2		1		4	25
9m Shots	3	10	5		7	25	12
7m Shots	4	2			n/a	6	67
Fast Breaks		1				1	0
Breakthroughs	5	5				10	50
Totals	20	23	5	2	7	57	35

Number of Attacks: 59, Scoring Efficiency: 34%



Match Team Statistics

Ομαδικές Στατιστικές Αγώνα / Statistiques du match par équipe

Match No: 26

UKR 20 - 29 DEN
(11-13) (9-16)

Referees: (9) LEMME F / (10) ULLRICH B (GER)

UKR - Ukraine

Shots Distribution

Players

Goals / Shots

3 BURMYSTROVA G

		0/1
	0/1	1/1
0/1		

1-Missed 1-Post 3-Blocked

4 SHINKARENKO T

1/1		0/1
		0/1

5 VERGELYUK M

	0/1	
3/4		0/1

1-Missed

6 YATSENKO O

1/1		
1/1	1/1	0/1

7 SIUKALO G

2/2		

1-Missed 1-Blocked

8 RADCHENKO O

	0/1	

1-Post

9 TSYGITSYA O

	0/2	
1/3	0/1	
	0/2	1/1

3-Blocked

10 MARKUSHEVSKA G

	0/1	3/3

11 SHEVCHENKO L

		0/1

14 LYAPINA N

	0/2	
	0/1	1/1
2/2	1/1	1/1

15 BORODINA A

2-Missed

Team

Offence

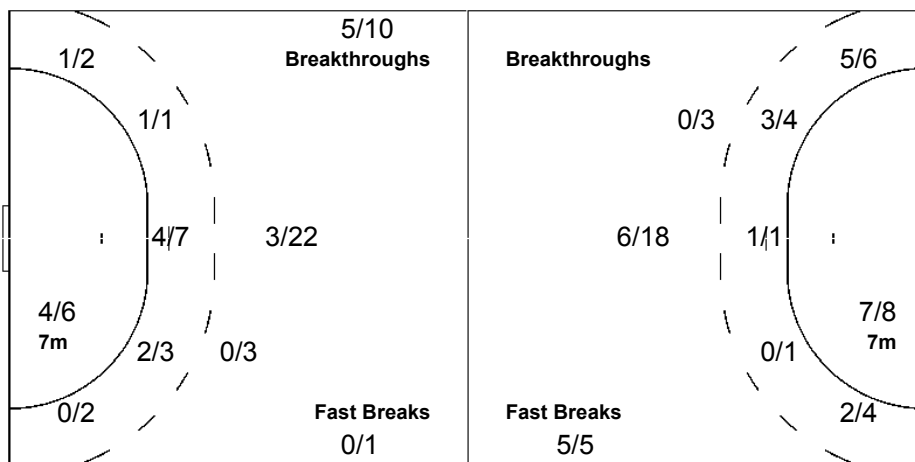
Defence

Goalkeepers

Goals / Shots

1/1	0/5	0/2
2/4	0/4	2/3
8/10	2/5	5/8

5-Missed 2-Post 7-Blocked



Saves / Shots

0/1	1/5	0/7
1/6	2/2	2/5
1/7	0/2	2/3

1 BORYSENKO N

	0/1	0/1
0/4		1/2
	0/1	1/2

12 HONCHAROVA I

16 ZASPA L

0/1	1/4	0/6
1/2	2/2	1/3
1/7	0/1	1/1



Match Team Statistics

Ομαδικές Στατιστικές Αγώνα / Statistiques du match par équipe

Match No: 26

UKR 20 - 29 DEN
(11-13) (9-16)

Referees: (9) LEMME F / (10) ULLRICH B (GER)

DEN - Denmark

No.	Name	Shots								Offence		Defence		Penalties			TP
		G/S	%	6m	Wing	9m	7m	FB	BT	AS	TF	ST	BS	YC	2Min	RC	
2	SKOV Rikke	1/1	100	1/1								2	1				28:31
3	MIKKELSEN Henriette Roende	1/1	100		1/1						1	1					17:00
5	VESTERGAARD Mette	3/7	43	1/2		2/5				1	4	2					39:22
10	JOERGENSEN Rikke Hoerlykke	0/1	0			0/1					2						04:01
11	THOMSEN Camilla Ingemann	1/1	100	1/1						1	1	1	4	1	1		44:29
12	MORTENSEN Karin Oernhoej																
13	KIAERSKOU Lotte	2/7	29	0/1		0/3	2/3										09:42
14	JENSEN Trine	1/2	50		0/1	1/1											16:13
15	FRUELUND Katrine	9/13	69	1/1	1/1	2/6	5/5			4	1	1		1			56:14
16	SCHMIDT Rikke									1							60:00
17	ANDERSEN Kristine	1/4	25			1/4				5	1	1					24:32
18	BROEDSGAARD Karen	1/1	100					1/1		1	2						25:07
19	DAUGAARD Line	5/6	83		3/4			2/2		2	1		1				42:53
21	TOURAY Josephine	4/6	67		2/3	0/1		2/2		1	1						51:56
Bench / Team																	
Totals		29/50	58	4/6	7/10	6/21	7/8	5/5		16	14	5	7	3	2		

No.	Name	Total Shots		6m Shots		Wing Shots		9m Shots		7m Shots		Fast Breaks		Breakthroughs	
		S/S	%	S/S	%	S/S	%	S/S	%	S/S	%	S/S	%	S/S	%
12	MORTENSEN Karin Oernhoej														
16	SCHMIDT Rikke	23/43	53	3/10	30	2/3	67	10/13	77	2/6	33	1/1	100	5/10	50
Totals		23/43	53	3/10	30	2/3	67	10/13	77	2/6	33	1/1	100	5/10	50

Team Shots	Goals	Saves	Missed	Post	Blocked	Total	%
6m Shots	4	1		1		6	67
Wing Shots	7	3				10	70
9m Shots	6	4	3	4	4	21	29
7m Shots	7	1			n/a	8	88
Fast Breaks	5					5	100
Breakthroughs							
Totals	29	9	3	5	4	50	58

Number of Attacks: 59, Scoring Efficiency: 49%



Match Team Statistics

Ομαδικές Στατιστικές Αγώνα / Statistiques du match par équipe

Match No: 26

UKR 20 - 29 DEN
(11-13) (9-16)

Referees: (9) LEMME F / (10) ULLRICH B (GER)

DEN - Denmark

Shots Distribution

Players

Goals / Shots

2 SKOV R	3 MIKKELSEN H	5 VESTERGAARD M	10 JOERGENSEN R	11 THOMSEN C	13 KIAERSKOU L
1/1	1/1	0/1 2/2 1/1 0/1	1-Post	1/1	1/1 0/1 1/2
		1-Missed 1-Post			1-Missed 1-Post 1-Blocked
14 JENSEN T	15 FRUELUND K	17 ANDERSEN K	18 BROEDSGAARD K	19 DAUGAARD L	21 TOURAY J
1/1 0/1	2/2 3/3 0/1 1/1 3/3	1/1 0/1	1/1	2/2 1/1 2/2 0/1	2/2 0/1 1/1 1/1
	1-Missed 1-Post 1-Blocked	2-Blocked			1-Post

Team

Offence

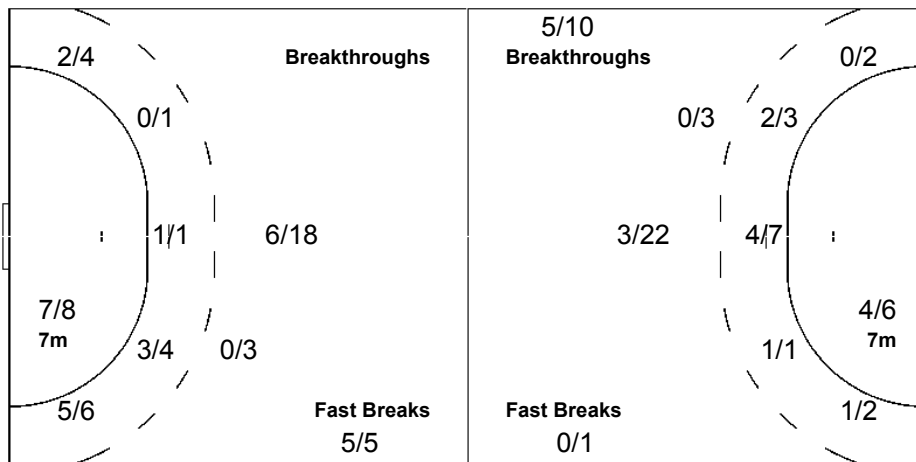
Defence

Goalkeepers

Goals / Shots

1/1	4/5	7/7
5/6	0/2	3/5
6/7	2/2	1/3

3-Missed 5-Post 4-Blocked



Saves / Shots

0/1	5/5	2/2
2/4	4/4	1/3
2/10	3/5	3/8

12 MORTENSEN K

16 SCHMIDT R

0/1	5/5	2/2
2/4	4/4	1/3
2/10	3/5	3/8

LEGEND								
G/S Goals / Shots	% Efficiency	6m 6-metre Shots	7m 7-metre Shots	9m 9-metre Shots				
S/S Saves / Shots	Wing Wing Shots	FB Fast Breaks	BT Breakthroughs	EX Exclusions				
AS Assists	TF Technical Faults	ST Steals	BS Blocked Shots	TP Time Played				
YC Yellow Cards	RC Red Cards	n/a not applicable	2Min 2 Minute Suspensions					
+ 2 Minute + 2 Minute Suspensions								



Results

Αποτελέσματα / Résultats

Match No: 27

FRA 31 - 32 KOR
(15-15) (16-17)

Referees: (17) OIE S / (18) TOGSTAD O (NOR)

RUNNING SCORE
FRA - KOR

FRA - France

No.	Name	Shots								Penalties			
		G/S	%	6m	Wing	9m	7m	FB	BT	YC	2Min	RC	EX
1	DUDZIAK Joanne												
2	CENDIER AJAGUIN Isabelle	1/5	20	1/2		0/3							
3	VOGEIN Estelle												
4	LEJEUNE Leila	4/10	40	0/1		1/5	3/3		0/1	1	1		
5	DELERCE Sandrine	0/2	0			0/2							
6	JACQUES Melinda	2/6	33	0/1		2/4			0/1				
7	MYARO Nodjalem	0/3	0			0/2			0/1		1		
8	PECQUEUX ROLLAND Veronique	6/7	86	4/5					2/2	1			
10	HERBRECHT Sophie	2/4	50			1/3			1/1	1			
11	CANO Stephanie	6/7	86	1/1	2/2				3/4				
13	WENDLING Isabelle	5/6	83	5/6							1		
14	KORFANTY Myriam	2/3	67			2/3							
17	GUEHL Delphine												
20	TERVEL Raphaëlle	3/6	50	1/2	0/1				2/3		1		
Bench / Team													
Totals		31/59	53	12/18	2/3	6/22	3/3	7/9	1/4	3	4		

Goalkeepers		Saves							
No.	Name	S/S	%	6m	Wing	9m	7m	FB	BT
1	DUDZIAK Joanne	11/43	26	3/11	2/14	4/9	2/4	0/2	0/3
Totals		11/43	26	3/11	2/14	4/9	2/4	0/2	0/3

KOR - Korea

No.	Name	Shots								Penalties			
		G/S	%	6m	Wing	9m	7m	FB	BT	YC	2Min	RC	EX
1	OH Yong Ran												
2	WOO Sun Hee	5/6	83		5/6								
4	HUH Soon Young	5/7	71	4/5		0/1		1/1		1			
5	LEE Gong Joo	7/8	88	0/1	7/7								
7	JANG So Hee	0/2	0		0/2								
8	KIM Hyun Ok												
9	KIM Cha Youn												
10	OH Seong Ok	4/9	44	2/2		0/5		1/1	1/1		2		
12	MOON Kyeong Ha												
13	LIM O Kyeong	2/3	67				2/3						
15	LEE Sang Eun	4/6	67	2/2		1/1	0/2		1/1		1		
17	MYOUNG Bok Hee												
19	CHOI Im Jeong	4/5	80			4/5				1			
20	MOON Pil Hee	1/2	50	0/1					1/1				
Bench / Team										1			
Totals		32/48	67	8/11	12/15	5/12	2/5	2/2	3/3	3	3		

Goalkeepers		Saves							
No.	Name	S/S	%	6m	Wing	9m	7m	FB	BT
1	OH Yong Ran	2/11	18	0/3	1/2	1/4		0/1	0/1
12	MOON Kyeong Ha	15/37	41	4/13	0/1	8/11	0/3	1/7	2/2
Totals		17/48	35	4/16	1/3	9/15	0/3	1/8	2/3

		1st Half			
JUEUX ROLLAND V		1 (1')	0		
		1 (1')	1		
CANO S		2 (4')	1		
		2 (5')	2		CHOI I
HERBRECHT S		3 (6')	2		
		3 (7')	3		OH S
WENDLING I		4 (7')	3		
		4 (8')	4		LEE G
JUEUX ROLLAND V		5 (10')	4		
JUEUX ROLLAND V		6 (10')	4		
		6 (11')	5		HUH S
JACQUES M		7 (12')	5		
		7 (13')	6		HUH S
		7 (13')	7		OH S
JACQUES M		8 (14')	7		
		8 (14')	8		CHOI I
TERVEL R		9 (14')	8		
		9 (16')	9		WOO S
CANO S		10 (18')	9		
WENDLING I		11 (19')	9		
LEJEUNE L		12 (20')	9		
WENDLING I		13 (21')	9		
		13 (22')	10		HUH S
		13 (24')	11		LEE G
		13 (26')	12		LEE S
		13 (27')	13		OH S
		13 (28')	14		LEE G
JUEUX ROLLAND V		14 (28')	14		
		14 (29')	15		WOO S
TERVEL R		15 (30')	15		

		2nd Half			
		15 (32')	16		LIM O
		15 (32')	17		LEE G
		15 (33')	18		HUH S
		15 (34')	19		LEE G
LEJEUNE L		16 (35')	19		
		16 (37')	20		LIM O
JUEUX ROLLAND V		17 (37')	20		
		17 (37')	21		LEE S
		17 (40')	22		OH S
WENDLING I		18 (40')	22		
		18 (40')	23		WOO S
		18 (43')	24		LEE G
LEJEUNE L		19 (44')	24		
WENDLING I		20 (46')	24		
		20 (46')	25		LEE S
TERVEL R		21 (47')	25		
		21 (47')	26		WOO S
CANO S		22 (48')	26		
		22 (48')	27		HUH S
CANO S		23 (49')	27		
		23 (49')	28		CHOI I
		23 (50')	29		LEE S
		23 (52')	30		LEE G
LEJEUNE L		24 (53')	30		
KORFANTY M		25 (54')	30		
CANO S		26 (54')	30		
CANO S		27 (55')	30		
JUEUX ROLLAND V		28 (55')	30		
		28 (56')	31		MOON P
CENDIER AJAGUIN I		29 (56')	31		
		29 (57')	32		WOO S
HERBRECHT S		30 (58')	32		
KORFANTY M		31 (59')	32		

LEGEND

G/S	Goals / Shots	%	Efficiency	6m	6-metre Shots	7m	7-metre Shots	9m	9-metre Shots
S/S	Saves / Shots	Wing	Wing Shots	FB	Fast Breaks	BT	Breakthroughs	EX	Exclusions
YC	Yellow Cards	RC	Red Cards	2Min	2 Minute Suspensions				
+	2 Minute + 2 Minute Suspensions								



Match Team Statistics

Ομαδικές Στατιστικές Αγώνα / Statistiques du match par équipe

Match No: 27

FRA 31 - 32 KOR
(15-15) (16-17)

Referees: (17) OIE S / (18) TOGSTAD O (NOR)

FRA - France

Players		Shots								Offence		Defence		Penalties				TP
No.	Name	G/S	%	6m	Wing	9m	7m	FB	BT	AS	TF	ST	BS	YC	2Min	RC	EX	
1	DUDZIAK Joanne																	60:00
2	CENDIER AJAGUIN Isabelle	1/5	20	1/2		0/3					1							20:23
3	VOGEIN Estelle										1							03:58
4	LEJEUNE Leila	4/10	40	0/1		1/5	3/3		0/1	6	2	1		1	1			45:39
5	DELERCE Sandrine	0/2	0			0/2				1	1							06:33
6	JACQUES Melinda	2/6	33	0/1		2/4			0/1		1							08:40
7	MYARO Nodjiale	0/3	0			0/2			0/1						1			10:39
8	PECQUEUX ROLLAND Veronique	6/7	86	4/5				2/2		1	3	2		1				40:50
10	HERBRECHT Sophie	2/4	50			1/3			1/1	3	2			1				38:51
11	CANO Stephanie	6/7	86	1/1	2/2			3/4			1	2						56:02
13	WENDLING Isabelle	5/6	83	5/6						3	1	3	1		1			46:58
14	KORFANTY Myriam	2/3	67			2/3				2		2						19:27
17	GUEHL Delphine																	08:32
20	TERVEL Raphaelle	3/6	50	1/2	0/1			2/3			1	1			1			53:28
	Bench / Team																	
	Totals	31/59	53	12/18	2/3	6/22	3/3	7/9	1/4	16	14	11	1	3	4			

Goalkeepers		Total Shots		6m Shots		Wing Shots		9m Shots		7m Shots		Fast Breaks		Breakthroughs	
No.	Name	S/S	%	S/S	%	S/S	%	S/S	%	S/S	%	S/S	%	S/S	%
1	DUDZIAK Joanne	11/43	26	3/11	27	2/14	14	4/9	44	2/4	50	0/2	0	0/3	0
	Totals	11/43	26	3/11	27	2/14	14	4/9	44	2/4	50	0/2	0	0/3	0

Team Shots	Goals	Saves	Missed	Post	Blocked	Total	%
6m Shots	12	4	2			18	67
Wing Shots	2	1				3	67
9m Shots	6	9	3	1	3	22	27
7m Shots	3				n/a	3	100
Fast Breaks	7	1		1		9	78
Breakthroughs	1	2		1		4	25
Totals	31	17	5	3	3	59	53

Number of Attacks: 68, Scoring Efficiency: 46%



Match Team Statistics

Ομαδικές Στατιστικές Αγώνα / Statistiques du match par équipe

Match No: 27

FRA 31 - 32 KOR
(15-15) (16-17)

Referees: (17) OIE S / (18) TOGSTAD O (NOR)

FRA - France

Shots Distribution

Players

Goals / Shots

2 CENDIER AJAGUIN I

0/1	0/2	
	1/1	

1-Missed

3 VOGGIN E

4 LEJEUNE L

		1/2
0/1		1/1
1/2		1/1

2-Missed 1-Post

5 DELERCE S

	0/1	0/1

6 JACQUES M

	0/1	
	1/2	1/1

1-Missed 1-Blocked

7 MYARO N

	0/2	

1-Blocked

8 PECQUEUX ROLLAND V

	0/1	
	4/4	2/2

10 HERBRECHT S

	1/1	
	1/1	

1-Missed 1-Post

11 CANO S

	1/1	
1/1	1/1	
1/1	1/1	1/1

1-Post

13 WENDLING I

0/1	1/1	1/1
		1/1
1/1		1/1

14 KORFANTY M

2/2		

1-Blocked

17 GUEHL D

20 TERVEL R

	1/1	
		1/3
	1/2	

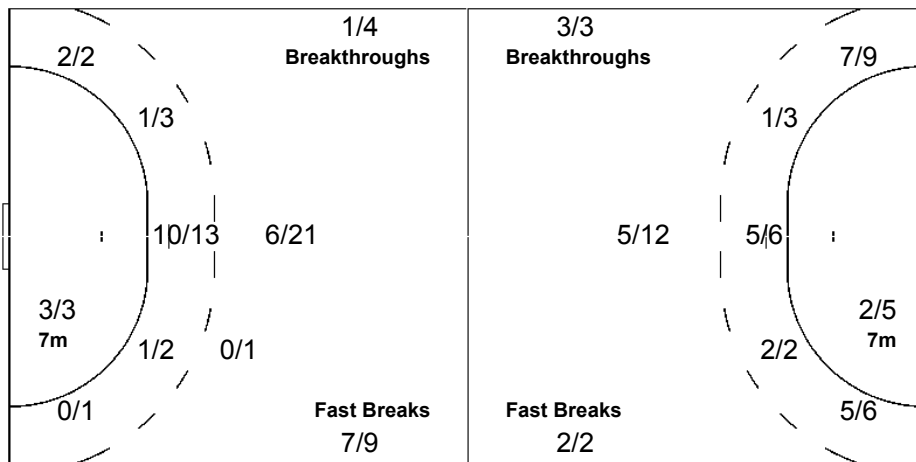
Team

Goals / Shots

0/1	4/5	2/3
1/3	1/4	3/5
5/6	9/14	6/7

5-Missed 3-Post 3-Blocked

Offence



Goalkeepers

Saves / Shots

0/5	1/6	1/4
4/9	2/2	1/4
0/7	1/2	1/4

1 DUDZIAK J

0/5	1/6	1/4
4/9	2/2	1/4
0/7	1/2	1/4

FRI 27 AUG 2004
19:30

Handball
Χειροσφαίριση / Handball
WOMEN
Γυναίκες / Femmes
Semifinals
Ημιτελικοί / Demi-finales



Match Team Statistics

Ομαδικές Στατιστικές Αγώνα / Statistiques du match par équipe

Match No: 27

FRA 31 - 32 KOR
(15-15) (16-17)

Referees: (17) OIE S / (18) TOGSTAD O (NOR)

KOR - Korea

No.	Name	Shots								Offence		Defence		Penalties			TP	
		G/S	%	6m	Wing	9m	7m	FB	BT	AS	TF	ST	BS	YC	2Min	RC		EX
1	OH Yong Ran																	15:04
2	WOO Sun Hee	5/6	83		5/6					2	2	1						59:51
4	HUH Soon Young	5/7	71	4/5		0/1		1/1			1	2	1	1				53:10
5	LEE Gong Joo	7/8	88	0/1	7/7					1								56:28
7	JANG So Hee	0/2	0		0/2													03:32
8	KIM Hyun Ok																	
9	KIM Cha Youn																	05:49
10	OH Seong Ok	4/9	44	2/2		0/5		1/1	1/1	9	7		1		2			55:07
12	MOON Kyeong Ha																	44:56
13	LIM O Kyeong	2/3	67				2/3			2	1							06:00
15	LEE Sang Eun	4/6	67	2/2		1/1	0/2		1/1	5	4	1			1			59:52
17	MYOUNG Bok Hee																	
19	CHOI Im Jeong	4/5	80			4/5				4	4	1		1				56:02
20	MOON Pil Hee	1/2	50	0/1					1/1		2							04:09
	Bench / Team													1				
	Totals	32/48	67	8/11	12/15	5/12	2/5	2/2	3/3	23	21	5	2	3	3			

No.	Name	Total Shots		6m Shots		Wing Shots		9m Shots		7m Shots		Fast Breaks		Breakthroughs	
		S/S	%	S/S	%	S/S	%	S/S	%	S/S	%	S/S	%	S/S	%
1	OH Yong Ran	2/11	18	0/3	0	1/2	50	1/4	25			0/1	0	0/1	0
12	MOON Kyeong Ha	15/37	41	4/13	31	0/1	0	8/11	73	0/3	0	1/7	14	2/2	100
	Totals	17/48	35	4/16	25	1/3	33	9/15	60	0/3	0	1/8	13	2/3	67

Team Shots	Goals	Saves	Missed	Post	Blocked	Total	%
6m Shots	8	3				11	73
Wing Shots	12	2	1			15	80
9m Shots	5	4	1	1	1	12	42
7m Shots	2	2		1	n/a	5	40
Fast Breaks	2					2	100
Breakthroughs	3					3	100
Totals	32	11	2	2	1	48	67

Number of Attacks: 68, Scoring Efficiency: 47%



Helliniko Indoor Arena
Κλειστό Γήπεδο Ελληνικού
Helliniko Salle des Sports

FRI 27 AUG 2004
19:30

Handball
Χειροσφαίριση / Handball

WOMEN
Γυναίκες / Femmes

Semifinals
Ημιτελικοί / Demi-finales



Match Team Statistics

Ομαδικές Στατιστικές Αγώνα / Statistiques du match par équipe

Match No: 27

FRA 31 - 32 KOR
(15-15) (16-17)

Referees: (17) OIE S / (18) TOGSTAD O (NOR)

KOR - Korea

Shots Distribution

Players

Goals / Shots

2 WOO S			4 HUH S			5 LEE G			7 JANG S			8 KIM H			9 KIM C		
		1/1	2/2	1/1		2/2	1/1		0/1								
1/2		1/1	1/1		0/1	1/2		1/1									
2/2			1/1	0/1			1/1	1/1									

1-Missed

10 OH S			13 LIM O			15 LEE S			17 MYOUNG B			19 CHOI I			20 MOON P		
	2/3	0/1				1/1		1/1				0/1	1/1	1/1			
2/2							0/1	1/1				0/1				0/1	
			1/1		1/2			1/1				2/2			1/1		

1-Missed 1-Post 1-Blocked

1-Post

Team

Offence

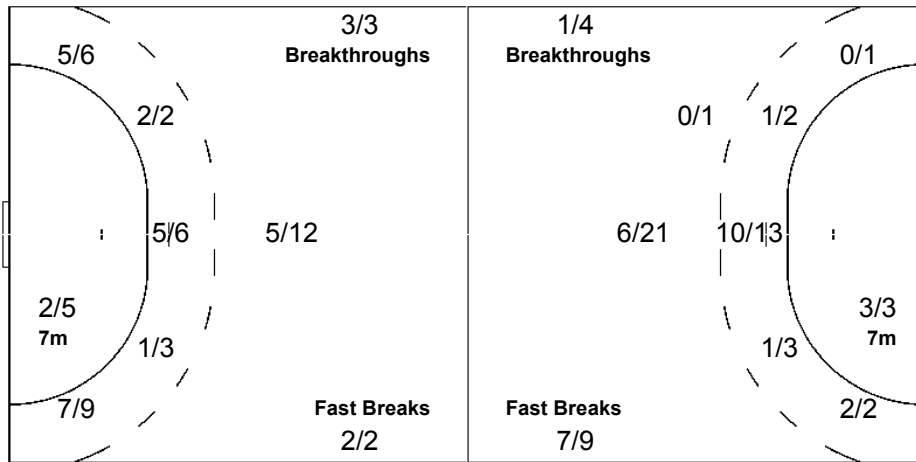
Defence

Goalkeepers

Goals / Shots

5/5	5/6	3/4
5/9	0/2	3/4
7/7	1/2	3/4

2-Missed 2-Post 1-Blocked



Saves / Shots

1/1	1/5	1/3
2/3	3/4	2/5
1/6	5/14	1/7

1 OH Y

	0/2	
	1/1	
0/2	1/4	0/2

12 MOON K

1/1	1/3	1/3
2/3	2/3	2/5
1/4	4/10	1/5

LEGEND

G/S	Goals / Shots	%	Efficiency	6m	6-metre Shots	7m	7-metre Shots	9m	9-metre Shots
S/S	Saves / Shots	Wing	Wing Shots	FB	Fast Breaks	BT	Breakthroughs	EX	Exclusions
AS	Assists	TF	Technical Faults	ST	Steals	BS	Blocked Shots	TP	Time Played
YC	Yellow Cards	RC	Red Cards	n/a	not applicable	2Min	2 Minute Suspensions		
+	2 Minute + 2 Minute Suspensions								



Results

Αποτελέσματα / Résultats

Match No: 30

UKR 21 - 18 FRA
(10-10) (11-8)

Referees: (23) POZEZNIK J / (24) REPENSEK D (SLO)

RUNNING SCORE

UKR - FRA

UKR - Ukraine

Players		Shots								Penalties			
No.	Name	G/S	%	6m	Wing	9m	7m	FB	BT	YC	2Min	RC	EX
1	BORYSENKO Nataliya												
3	BURMYSTROVA Ganna	1/1	100						1/1				
4	SHINKARENKO Tetyana										1		
5	VERGELYUK Maryna	6/7	86	0/1		2/2		1/1	3/3				
6	YATSENKO Olena	1/2	50		1/1	0/1					2		
7	SIUKALO Ganna	4/7	57	1/1		0/2			3/4	1	2		
8	RADCHENKO Olena	1/3	33		0/2			1/1		1	1		
9	TSYGITSA Olena	1/8	13	0/1		1/6			0/1				
10	MARKUSHEVSKA Galyna	1/1	100	1/1									
11	SHEVCHENKO Lyudmyla	1/1	100	1/1						1	1		
12	HONCHAROVA Iryna												
14	LYAPINA Nataliya	5/7	71		1/3		3/3		1/1				
15	BORODINA Anastasiya												
16	ZASPA Larysa												
Bench / Team										1	1	1	
Totals		21/37	57	3/5	2/6	3/11	3/3	2/2	8/10	4	8	1	

Goalkeepers		Saves							
No.	Name	S/S	%	6m	Wing	9m	7m	FB	BT
1	BORYSENKO Nataliya	15/32	47	2/6	3/5	9/15	0/3	1/3	
12	HONCHAROVA Iryna								
16	ZASPA Larysa	0/1	0				0/1		
Totals		15/33	45	2/6	3/5	9/15	0/4	1/3	

FRA - France

Players		Shots								Penalties			
No.	Name	G/S	%	6m	Wing	9m	7m	FB	BT	YC	2Min	RC	EX
1	DUDZIAK Joanne												
2	CENDIER AJAGUIN Isabelle	0/1	0			0/1							
3	VOGEIN Estelle	3/4	75		2/3			1/1					
4	LEJEUNE Leila	7/13	54	1/1		3/8	3/4						
5	DELERCE Sandrine												
6	JACQUES Melinda	2/7	29			1/6	1/1						
7	MYARO Nodjialem	0/2	0			0/2							
8	PECQUEUX ROLLAND Veronique	1/3	33	1/2				0/1			1		
10	HERBRECHT Sophie	2/3	67	1/1		1/1		0/1		1			
11	CANO Stephanie	0/1	0			0/1							
13	WENDLING Isabelle	1/3	33	1/2		0/1							
14	KORFANTY Myriam	1/2	50			1/2				1			
17	GUEHL Delphine												
20	TERVEL Raphaelle	1/5	20		0/4			1/1		1	1		
Bench / Team													
Totals		18/44	41	4/6	2/7	6/22	4/5	2/4		3	2		

Goalkeepers		Saves							
No.	Name	S/S	%	6m	Wing	9m	7m	FB	BT
1	DUDZIAK Joanne	10/31	32	2/5	2/4	5/8	0/3	0/2	1/9
Totals		10/31	32	2/5	2/4	5/8	0/3	0/2	1/9

1st Half	
LYAPINA N	1 (6') 0
1 (6') 1	LEJEUNE L
YATSENKO O	2 (7') 1
SHEVCHENKO L	3 (8') 1
3 (8') 2	LEJEUNE L
3 (11') 3	LEJEUNE L
VERGELYUK M	4 (12') 3
4 (13') 4	LEJEUNE L
LYAPINA N	5 (13') 4
5 (14') 5	LEJEUNE L
VERGELYUK M	6 (15') 5
6 (17') 6	HERBRECHT S
BURMYSTROVA G	7 (17') 6
MARKUSHEVSKA G	8 (19') 6
9 (20') 6	
LYAPINA N	9 (21') 7
9 (24') 8	LEJEUNE L
9 (25') 9	VOGEIN E
SIUKALO G	10 (28') 9
10 (30') 10	PECQUEUX ROLLA
10 (30') 10	VOGEIN E
2nd Half	
VERGELYUK M	11 (32') 10
SIUKALO G	12 (34') 10
12 (35') 11	WENDLING I
12 (36') 12	KORFANTY M
VERGELYUK M	13 (38') 12
13 (38') 13	LEJEUNE L
13 (40') 14	TERVEL R
TSYGITSA O	14 (40') 14
14 (41') 15	JACQUES M
LYAPINA N	15 (41') 15
15 (45') 16	VOGEIN E
VERGELYUK M	16 (47') 16
SIUKALO G	17 (47') 16
17 (49') 17	JACQUES M
SIUKALO G	18 (51') 17
RADCHENKO O	19 (54') 17
19 (55') 18	HERBRECHT S
LYAPINA N	20 (56') 18
VERGELYUK M	21 (58') 18

LEGEND									
G/S	Goals / Shots	%	Efficiency	6m	6-metre Shots	7m	7-metre Shots	9m	9-metre Shots
S/S	Saves / Shots	Wing	Wing Shots	FB	Fast Breaks	BT	Breakthroughs	EX	Exclusions
YC	Yellow Cards	RC	Red Cards	2Min	2 Minute Suspensions				
+	2 Minute + 2 Minute Suspensions								



Match Team Statistics

Ομαδικές Στατιστικές Αγώνα / Statistiques du match par équipe

Match No: 30

UKR 21 - 18 FRA

(10-10) (11-8)

Referees: (23) POZEZNIK J / (24) REPENSEK D (SLO)

UKR - Ukraine

Players		Shots								Offence		Defence		Penalties			TP	
No.	Name	G/S	%	6m	Wing	9m	7m	FB	BT	AS	TF	ST	BS	YC	2Min	RC		EX
1	BORYSENKO Nataliya																	59:27
3	BURMYSTROVA Ganna	1/1	100						1/1	1	4							12:42
4	SHINKARENKO Tetyana										1	1			1			16:20
5	VERGELYUK Maryna	6/7	86	0/1		2/2		1/1	3/3	2	4	2	1					60:00
6	YATSENKO Olena	1/2	50		1/1	0/1						1			2			60:00
7	SIUKALO Ganna	4/7	57	1/1		0/2			3/4	2	2			1	2			47:00
8	RADCHENKO Olena	1/3	33		0/2			1/1			2	1		1	1			35:58
9	TSYGITSA Olena	1/8	13	0/1		1/6			0/1		2							25:28
10	MARKUSHEVSKA Galyna	1/1	100	1/1							3							20:01
11	SHEVCHENKO Lyudmyla	1/1	100	1/1								1	2	1	1			33:39
12	HONCHAROVA Iryna																	
14	LYAPINA Nataliya	5/7	71		1/3		3/3		1/1		1	1						48:52
15	BORODINA Anastasiya																	
16	ZASPA Larysa																	00:33
	Bench / Team													1	1	1		
	Totals	21/37	57	3/5	2/6	3/11	3/3	2/2	8/10	5	19	7	3	4	8	1		

Goalkeepers		Total Shots		6m Shots		Wing Shots		9m Shots		7m Shots		Fast Breaks		Breakthroughs	
No.	Name	S/S	%	S/S	%	S/S	%	S/S	%	S/S	%	S/S	%	S/S	%
1	BORYSENKO Nataliya	15/32	47	2/6	33	3/5	60	9/15	60	0/3	0	1/3	33		
12	HONCHAROVA Iryna														
16	ZASPA Larysa	0/1	0							0/1	0				
	Totals	15/33	45	2/6	33	3/5	60	9/15	60	0/4	0	1/3	33		

Team Shots	Goals	Saves	Missed	Post	Blocked	Total	%
6m Shots	3	2				5	60
Wing Shots	2	2		2		6	33
9m Shots	3	5	2		1	11	27
7m Shots	3				n/a	3	100
Fast Breaks	2					2	100
Breakthroughs	8	1	1			10	80
Totals	21	10	3	2	1	37	57

Number of Attacks: 53, Scoring Efficiency: 40%



Match Team Statistics

Ομαδικές Στατιστικές Αγώνα / Statistiques du match par équipe

Match No: 30

UKR 21 - 18 FRA
(10-10) (11-8)

Referees: (23) POZEZNIK J / (24) REPENSEK D (SLO)

UKR - Ukraine

Shots Distribution

Players

Goals / Shots

3 BURMYSTROVA G

		1/1

4 SHINKARENKO T

5 VERGELYUK M

3/4		1/1
1/1		1/1

6 YATSENKO O

1/1		

1-Missed

7 SIUKALO G

		1/1
		1/1
	2/2	0/1

2-Missed

8 RADCHENKO O

		1/1
		0/1

1-Post

9 TSYGITSA O

0/2		
0/2		1/3

1-Blocked

10 MARKUSHEVSKA G

		1/1

11 SHEVCHENKO L

1/1		

14 LYAPINA N

1/1		0/1
		3/3

1-Post

15 BORODINA A

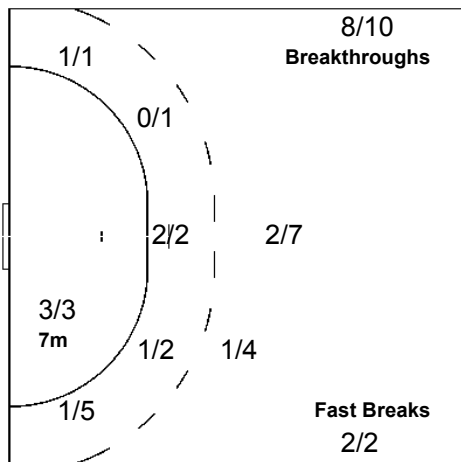
Team

Goals / Shots

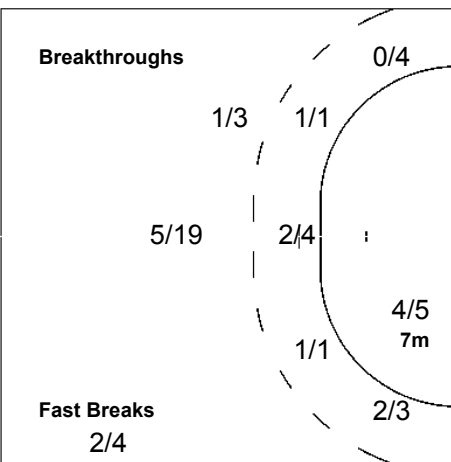
2/4		3/4
3/6		6/9
3/3	2/2	2/3

3-Missed 2-Post 1-Blocked

Offence



Defence



Goalkeepers

Saves / Shots

0/1	1/2	1/3
7/10		3/7
1/3		2/7

1 BORYSENKO N

0/1	1/2	1/3
7/10		3/7
1/3		2/6

12 HONCHAROVA I

16 ZASPA L

		0/1



Match Team Statistics

Ομαδικές Στατιστικές Αγώνα / Statistiques du match par équipe

Match No: 30

UKR 21 - 18 FRA
(10-10) (11-8)

Referees: (23) POZEZNIK J / (24) REPENSEK D (SLO)

FRA - France

No.	Name	Shots								Offence		Defence		Penalties			TP	
		G/S	%	6m	Wing	9m	7m	FB	BT	AS	TF	ST	BS	YC	2Min	RC		EX
1	DUDZIAK Joanne																	60:00
2	CENDIER AJAGUIN Isabelle	0/1	0			0/1												06:40
3	VOGEIN Estelle	3/4	75		2/3			1/1		1								31:28
4	LEJEUNE Leila	7/13	54	1/1		3/8	3/4			4	3	1						42:23
5	DELERCE Sandrine																	01:51
6	JACQUES Melinda	2/7	29			1/6	1/1				1							08:14
7	MYARO Nodjialem	0/2	0			0/2												08:43
8	PECQUEUX ROLLAND Veronique	1/3	33	1/2				0/1		1	2	1			1			45:09
10	HERBRECHT Sophie	2/3	67	1/1		1/1		0/1		3	3	2		1				43:27
11	CANO Stephanie	0/1	0			0/1					1	1						28:32
13	WENDLING Isabelle	1/3	33	1/2		0/1				1		2						50:05
14	KORFANTY Myriam	1/2	50			1/2					2		1	1				34:11
17	GUEHL Delphine																	11:14
20	TERVEL Raphaele	1/5	20		0/4			1/1				2		1	1			48:03
	Bench / Team																	
	Totals	18/44	41	4/6	2/7	6/22	4/5	2/4		10	12	9	1	3	2			

No.	Name	Total Shots		6m Shots		Wing Shots		9m Shots		7m Shots		Fast Breaks		Breakthroughs	
		S/S	%	S/S	%	S/S	%	S/S	%	S/S	%	S/S	%	S/S	%
1	DUDZIAK Joanne	10/31	32	2/5	40	2/4	50	5/8	63	0/3	0	0/2	0	1/9	11
	Totals	10/31	32	2/5	40	2/4	50	5/8	63	0/3	0	0/2	0	1/9	11

Team Shots	Goals	Saves	Missed	Post	Blocked	Total	%
6m Shots	4	2				6	67
Wing Shots	2	3		2		7	29
9m Shots	6	9	3	1	3	22	27
7m Shots	4			1	n/a	5	80
Fast Breaks	2	1		1		4	50
Breakthroughs							
Totals	18	15	3	5	3	44	41

Number of Attacks: 53, Scoring Efficiency: 34%



Helliniko Indoor Arena
Κλειστό Γήπεδο Ελληνικού
Helliniko Salle des Sports

SAT 28 AUG 2004
16:30

Handball
Χειροσφαίριση / Handball

WOMEN
Γυναίκες / Femmes

Bronze Medal Match
Μικρός Τελικός / Match pour la médaille de bronze



Match Team Statistics

Ομαδικές Στατιστικές Αγώνα / Statistiques du match par équipe

Match No: 30

UKR 21 - 18 FRA
(10-10) (11-8)

Referees: (23) POZEZNIK J / (24) REPENSEK D (SLO)

FRA - France

Shots Distribution

Players

Goals / Shots

2 CENDIER AJAGUIN I	3 VOGEIN E	4 LEJEUNE L	5 DELERCE S	6 JACQUES M	7 MYARO N	
0/1	1/1	2/2		0/1		
	1/1	2/3		1/1	0/1	
	1/1	2/4		1/2		
	1-Post	1-Missed 2-Post		1-Missed 2-Blocked	1-Missed	
8 PECQUEUX ROLLAND V	10 HERBRECHT S	11 CANO S	13 WENDLING I	14 KORFANTY M	17 GUEHL D	20 TERVEL R
0/1	1/1					
0/1			0/1			0/3
			1/1			1/1
	1/1	0/1	0/1	1/1		
	1-Post			1-Blocked		1-Post

Team

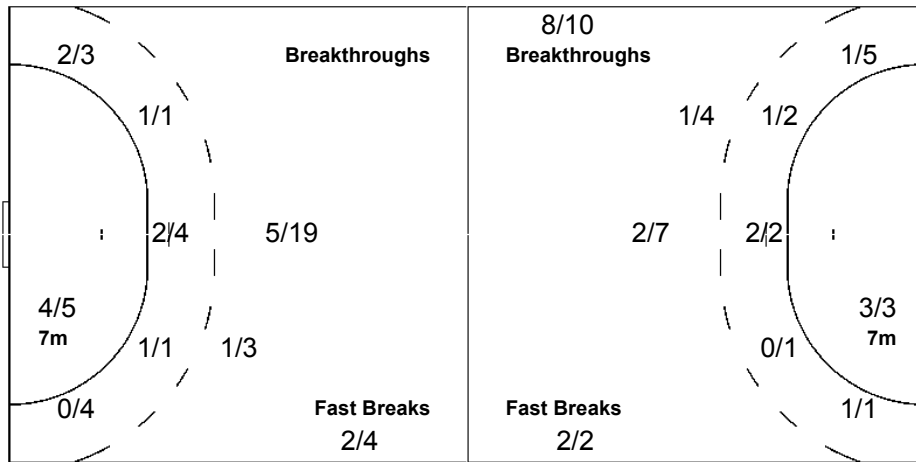
Offence

Defence

Goalkeepers

Goals / Shots

1/1	1/2	2/3
3/10		4/7
2/3		5/7
3-Missed	5-Post	3-Blocked



Saves / Shots

2/4	1/4
3/6	3/9
0/3	0/2
	1/3

1 DUDZIAK J

2/4	1/4
3/6	3/9
0/3	0/2
	1/3

LEGEND

G/S Goals / Shots	% Efficiency	6m 6-metre Shots	7m 7-metre Shots	9m 9-metre Shots
S/S Saves / Shots	Wing Wing Shots	FB Fast Breaks	BT Breakthroughs	EX Exclusions
AS Assists	TF Technical Faults	ST Steals	BS Blocked Shots	TP Time Played
YC Yellow Cards	RC Red Cards	n/a not applicable	2Min 2 Minute Suspensions	
+ 2 Minute + 2 Minute Suspensions				





Results

Αποτελέσματα / Résultats

Match No: 32

DEN 38 - 36 KOR

(14-14) (11-11) (4-4) (5-5) 4-2

Referees: (19) BAUM M / (20) GORALCZYK M (POL)

RUNNING SCORE

DEN - KOR

DEN - Denmark

Players		Shots								Penalties			
No.	Name	G/S	%	6m	Wing	9m	7m	FB	BT	YC	2Min	RC	EX
2	SKOV Rikke	0/1	0						0/1	1			
3	MIKKELSEN Henriette Roende	1/1	100				1/1						
5	VESTERGAARD Mette	2/10	20			1/8		1/1	0/1				
10	JOERGENSEN Rikke Hoerlykke	1/4	25			1/4							
11	THOMSEN Camilla Ingemann										1		
12	MORTENSEN Karin Oernhoej												
13	KIAERSKOU Lotte	5/11	45			1/7	3/3		1/1				
14	JENSEN Trine	1/2	50			0/1		1/1					
15	FRUELUND Katrine	15/22	68		1/1	4/10	7/7		3/4				
16	SCHMIDT Rikke												
17	ANDERSEN Kristine	5/9	56			4/7			1/2				
18	BROEDSGAARD Karen	3/4	75	2/3				1/1		1			
19	DAUGAARD Line	2/5	40	1/1	0/3		1/1			1			
21	TOURAY Josephine	3/6	50		1/3	1/1		1/1	0/1				
Bench / Team													
Totals		38/75	51	3/4	2/7	12/38	12/12	4/4	5/10	3	1		

Goalkeepers		Saves							
No.	Name	S/S	%	6m	Wing	9m	7m	FB	BT
12	MORTENSEN Karin Oernhoej	16/39	41	1/8	1/4	11/16	3/7		0/4
16	SCHMIDT Rikke	4/17	24	1/2	1/5	2/4	0/1	0/2	0/3
Totals		20/56	36	2/10	2/9	13/20	3/8	0/2	0/7

KOR - Korea

Players		Shots								Penalties			
No.	Name	G/S	%	6m	Wing	9m	7m	FB	BT	YC	2Min	RC	EX
1	OH Yong Ran												
2	WOO Sun Hee	4/5	80		3/4			1/1					
4	HUH Soon Young	5/5	100	5/5							2		
5	LEE Gong Joo	0/1	0		0/1								
7	JANG So Hee	5/8	63	1/1	4/6			0/1					
8	KIM Hyun Ok												
9	KIM Cha Youn	3/3	100	2/2			1/1						
10	OH Seong Ok	1/10	10	0/1		1/9				1			
12	MOON Kyeong Ha												
13	LIM O Kyeong	0/4	0	0/1		0/2	0/1						
15	LEE Sang Eun	9/13	69			2/5	4/5	1/1	2/2	1	1		
17	MYOUNG Bok Hee												
19	CHOI Im Jeong	4/11	36	0/2		1/6			3/3	1	1		
20	MOON Pil Hee	5/9	56			3/6	0/1		2/2				
Bench / Team										1			
Totals		36/69	52	8/12	7/11	7/28	5/8	2/3	7/7	4	4		

Goalkeepers		Saves							
No.	Name	S/S	%	6m	Wing	9m	7m	FB	BT
1	OH Yong Ran	22/59	37	1/4	3/5	13/25	0/11	0/4	5/10
12	MOON Kyeong Ha	0/1	0				0/1		
Totals		22/60	37	1/4	3/5	13/25	0/12	0/4	5/10

1st Half			
	0 (1')	1	OH S
	0 (3')	2	CHOI I
TOURAY J	1 (5')	2	
BROEDSGAARD K	2 (5')	2	
TOURAY J	3 (7')	2	
VESTERGAARD M	4 (8')	2	
	4 (8')	3	LEE S
FRUELUND K	5 (9')	3	
	5 (10')	4	WOO S
	5 (11')	5	LEE S
BROEDSGAARD K	6 (12')	5	
	6 (12')	6	CHOI I
FRUELUND K	7 (13')	6	
	7 (13')	7	JANG S
FRUELUND K	8 (14')	7	
TOURAY J	9 (15')	7	
	9 (16')	8	JANG S
	9 (17')	9	WOO S
	9 (19')	10	HUH S
FRUELUND K	10 (21')	10	
KIAERSKOU L	11 (21')	10	
	11 (21')	11	LEE S
KIAERSKOU L	12 (22')	11	
	12 (23')	12	LEE S
JENSEN T	13 (25')	12	
	13 (26')	13	JANG S
	13 (28')	14	LEE S
KIAERSKOU L	14 (29')	14	

2nd Half			
	14 (31')	15	HUH S
VESTERGAARD M	15 (31')	15	
	15 (32')	16	HUH S
	15 (34')	17	HUH S
JOERGENSEN R	16 (34')	17	
	16 (38')	18	JANG S
	16 (39')	19	CHOI I
FRUELUND K	17 (40')	19	
FRUELUND K	18 (41')	19	
	18 (43')	20	LEE S
ANDERSEN K	19 (43')	20	
	19 (44')	21	WOO S
FRUELUND K	20 (44')	21	
BROEDSGAARD K	21 (47')	21	
ANDERSEN K	22 (49')	21	
	22 (50')	22	LEE S
ANDERSEN K	23 (53')	22	
FRUELUND K	24 (54')	22	
ANDERSEN K	25 (55')	22	
	25 (56')	23	CHOI I
	25 (57')	24	MOON P
	25 (59')	25	JANG S

1st Overtime			
	25 (61')	26	WOO S
ANDERSEN K	26 (61')	26	
	26 (62')	27	MOON P
	26 (66')	28	HUH S
FRUELUND K	27 (66')	28	
	27 (68')	29	LEE S
FRUELUND K	28 (68')	29	
KIAERSKOU L	29 (69')	29	

2nd Overtime			
DAUGAARD L	30 (71')	29	
FRUELUND K	31 (72')	29	
	31 (73')	30	KIM C
	31 (75')	31	MOON P
	31 (77')	32	MOON P
	31 (78')	33	MOON P
FRUELUND K	32 (78')	33	
FRUELUND K	33 (80')	33	
	33 (80')	34	KIM C
FRUELUND K	34 (80')	34	

Penalty Shoot-out			
	34	35	LEE S
FRUELUND K	35	35	



Helliniko Indoor Arena
Κλειστό Γήπεδο Ελληνικού
Helliniko Salle des Sports

SUN 29 AUG 2004
10:45

Handball
Χειροσφαίριση / Handball

WOMEN
Γυναίκες / Femmes

Gold Medal Match
Αγώνας Χρυσού μεταλλίου / Match pour la médaille d'or



Results

Αποτελέσματα / Résultats

KIAERSKOU L	<u>36</u>	<u>35</u>	
DAUGAARD L	<u>37</u>	<u>35</u>	
	<u>37</u>	<u>36</u>	KIM C
MIKKELSEN H	<u>38</u>	<u>36</u>	



Helliniko Indoor Arena
Κλειστό Γήπεδο Ελληνικού
Helliniko Salle des Sports

SUN 29 AUG 2004
10:45

Handball
Χειροσφαίριση / Handball

WOMEN
Γυναίκες / Femmes

Gold Medal Match
Αγώνας Χρυσού μεταλλίου / Match pour la médaille d'or



Results

Αποτελέσματα / Résultats

Match No: 32

DEN 38 - 36 KOR
(14-14) (11-11) (4-4) (5-5) 4-2

Referees: (19) BAUM M / (20) GORALCZYK M (POL)

Penalty Shoot-out

Team: DEN - Denmark

Team: KOR - Korea

No.	Name	Throw	Score
15	FRUELUND Katrine	Goal	1 - 1
13	KIAERSKOU Lotte	Goal	2 - 1
19	DAUGAARD Line	Goal	3 - 1
3	MIKKELSEN Henriette Roende	Goal	4 - 2

No.	Name	Throw	Score
15	LEE Sang Eun	Goal	0 - 1
13	LIM O Kyeong	Saved	1 - 1
20	MOON Pil Hee	Saved	2 - 1
9	KIM Cha Youn	Goal	3 - 2

LEGEND

G/S	Goals / Shots	%	Efficiency	6m	6-metre Shots	7m	7-metre Shots	9m	9-metre Shots
S/S	Saves / Shots	Wing	Wing Shots	FB	Fast Breaks	BT	Breakthroughs	EX	Exclusions
YC	Yellow Cards	RC	Red Cards	2Min	2 Minute Suspensions				
+	2 Minute + 2 Minute Suspensions								



Match Team Statistics

Ομαδικές Στατιστικές Αγώνα / Statistiques du match par équipe

Match No: 32

DEN 38 - 36 KOR

(14-14) (11-11) (4-4) (5-5) 4-2

Referees: (19) BAUM M / (20) GORALCZYK M (POL)

DEN - Denmark

Players		Shots								Offence		Defence		Penalties				TP
No.	Name	G/S	%	6m	Wing	9m	7m	FB	BT	AS	TF	ST	BS	YC	2Min	RC	EX	
2	SKOV Rikke	0/1	0						0/1		1	1	1	1				35:11
3	MIKKELSEN Henriette Roende	1/1	100				1/1											22:33
5	VESTERGAARD Mette	2/10	20			1/8		1/1	0/1	3	2							62:14
10	JOERGENSEN Rikke Hoerlykke	1/4	25			1/4					1							09:23
11	THOMSEN Camilla Ingemann									1		2			1			23:49
12	MORTENSEN Karin Oernhoej										1							54:21
13	KIAERSKOU Lotte	5/11	45			1/7	3/3		1/1	2	1		1					28:52
14	JENSEN Trine	1/2	50			0/1		1/1			3							10:20
15	FRUELUND Katrine	15/22	68		1/1	4/10	7/7		3/4	1	3	3	1					63:11
16	SCHMIDT Rikke																	25:39
17	ANDERSEN Kristine	5/9	56			4/7			1/2	2	3							25:41
18	BROEDSGAARD Karen	3/4	75	2/3				1/1			2	3	2	1				63:26
19	DAUGAARD Line	2/5	40	1/1	0/3		1/1				1	2		1				72:24
21	TOURAY Josephine	3/6	50		1/3	1/1		1/1	0/1		1							62:56
Bench / Team																		
Totals		38/75	51	3/4	2/7	12/38	12/12	4/4	5/10	9	19	11	5	3	1			

Goalkeepers		Total Shots		6m Shots		Wing Shots		9m Shots		7m Shots		Fast Breaks		Breakthroughs	
No.	Name	S/S	%	S/S	%	S/S	%	S/S	%	S/S	%	S/S	%	S/S	%
12	MORTENSEN Karin Oernhoej	16/39	41	1/8	13	1/4	25	11/16	69	3/7	43			0/4	0
16	SCHMIDT Rikke	4/17	24	1/2	50	1/5	20	2/4	50	0/1	0	0/2	0	0/3	0
Totals		20/56	36	2/10	20	2/9	22	13/20	65	3/8	38	0/2	0	0/7	0

Team Shots	Goals	Saves	Missed	Post	Blocked	Total	%
6m Shots	3	1				4	75
Wing Shots	2	3	1	1		7	29
9m Shots	12	13	4	3	6	38	32
7m Shots	12				n/a	12	100
Fast Breaks	4					4	100
Breakthroughs	5	5				10	50
Totals	38	22	5	4	6	75	51

Number of Attacks: 86, Scoring Efficiency: 44%



Match Team Statistics

Ομαδικές Στατιστικές Αγώνα / Statistiques du match par équipe

Match No: 32

DEN 38 - 36 KOR
(14-14) (11-11) (4-4) (5-5) 4-2

Referees: (19) BAUM M / (20) GORALCZYK M (POL)

DEN - Denmark

Shots Distribution

Players

Goals / Shots

2 SKOV R	3 MIKKELSEN H	5 VESTERGAARD M	10 JOERGENSEN R	11 THOMSEN C	13 KIAERSKOU L
0/1	1/1	0/1 2/3 0/2	1/1		1/2 1/1 1/1 1/2 0/1 1/1
		1-Missed 1-Post 1-Blocked	2-Post 1-Blocked		1-Missed 2-Blocked
14 JENSEN T	15 FRUELUND K	17 ANDERSEN K	18 BROEDSGAARD K	19 DAUGAARD L	21 TOURAY J
0/1 1/1	2/3 0/1 4/5 0/1 5/5 4/4	1/1 1/2 1/1 2/4	0/1 1/1	0/1 1/1 1/2	0/1 1/1 0/1 1/1
	2-Missed 1-Blocked	1-Blocked		1-Missed	1-Post

Team

Offence

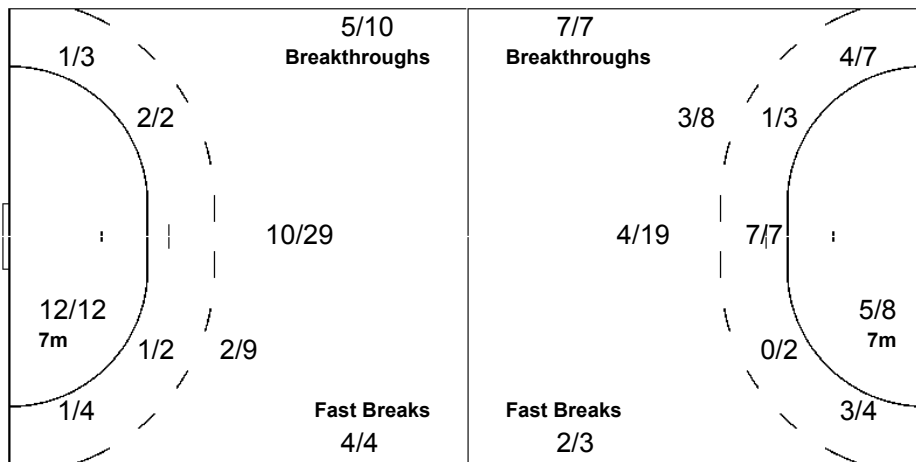
Defence

Goalkeepers

Goals / Shots

2/5	2/4	5/7
6/9		2/7
8/12	3/3	10/13

5-Missed 4-Post 6-Blocked



Saves / Shots

5/7	3/7	0/6
6/9	2/2	2/6
1/8	1/6	0/5

12 MORTENSEN K

5/7	1/4	0/3
6/8	2/2	1/5
1/5	0/3	0/2

16 SCHMIDT R

	2/3	0/3
0/1		1/1
0/3	1/3	0/3

SUN 29 AUG 2004
10:45

Handball
Χειροσφαίριση / Handball

WOMEN
Γυναίκες / Femmes

Gold Medal Match
Αγώνας Χρυσού μεταλλίου / Match pour la médaille d'or



Match Team Statistics

Ομαδικές Στατιστικές Αγώνα / Statistiques du match par équipe

Match No: 32

DEN 38 - 36 KOR
(14-14) (11-11) (4-4) (5-5) 4-2

Referees: (19) BAUM M / (20) GORALCZYK M (POL)

KOR - Korea

No.	Name	Shots								Offence		Defence		Penalties			TP	
		G/S	%	6m	Wing	9m	7m	FB	BT	AS	TF	ST	BS	YC	2Min	RC		EX
1	OH Yong Ran																	79:45
2	WOO Sun Hee	4/5	80		3/4			1/1										80:00
4	HUH Soon Young	5/5	100	5/5							4	1	3		2		72:52	
5	LEE Gong Joo	0/1	0		0/1												00:46	
7	JANG So Hee	5/8	63	1/1	4/6			0/1				2					79:03	
8	KIM Hyun Ok																00:00	
9	KIM Cha Youn	3/3	100	2/2			1/1					1					15:05	
10	OH Seong Ok	1/10	10	0/1		1/9				3	6	2	1	1			49:02	
12	MOON Kyeong Ha																00:15	
13	LIM O Kyeong	0/4	0	0/1		0/2	0/1			2	1						07:35	
15	LEE Sang Eun	9/13	69			2/5	4/5	1/1	2/2	10	4	1	1	1	1		80:00	
17	MYOUNG Bok Hee																00:11	
19	CHOI Im Jeong	4/11	36	0/2		1/6			3/3	3	5	1	1	1	1		69:26	
20	MOON Pil Hee	5/9	56			3/6	0/1		2/2		1	1					26:00	
	Bench / Team													1				
	Totals	36/69	52	8/12	7/11	7/28	5/8	2/3	7/7	18	21	9	6	4	4			

No.	Name	Total Shots		6m Shots		Wing Shots		9m Shots		7m Shots		Fast Breaks		Breakthroughs	
		S/S	%	S/S	%	S/S	%	S/S	%	S/S	%	S/S	%	S/S	%
1	OH Yong Ran	22/59	37	1/4	25	3/5	60	13/25	52	0/11	0	0/4	0	5/10	50
12	MOON Kyeong Ha	0/1	0							0/1	0				
	Totals	22/60	37	1/4	25	3/5	60	13/25	52	0/12	0	0/4	0	5/10	50

Team Shots	Goals	Saves	Missed	Post	Blocked	Total	%
6m Shots	8	2	1	1		12	67
Wing Shots	7	2	2			11	64
9m Shots	7	13	1	2	5	28	25
7m Shots	5	3			n/a	8	63
Fast Breaks	2			1		3	67
Breakthroughs	7					7	100
Totals	36	20	4	4	5	69	52

Number of Attacks: 86, Scoring Efficiency: 42%



Helliniko Indoor Arena
Κλειστό Γήπεδο Ελληνικού
Helliniko Salle des Sports

SUN 29 AUG 2004
10:45

Handball
Χειροσφαίριση / Handball

WOMEN
Γυναίκες / Femmes

Gold Medal Match
Αγώνας Χρυσού μεταλλίου / Match pour la médaille d'or



Match Team Statistics

Ομαδικές Στατιστικές Αγώνα / Statistiques du match par équipe

Match No: 32

DEN 38 - 36 KOR
(14-14) (11-11) (4-4) (5-5) 4-2

Referees: (19) BAUM M / (20) GORALCZYK M (POL)

KOR - Korea

Shots Distribution

Players

Goals / Shots

2 WOO S	4 HUH S	5 LEE G	7 JANG S	8 KIM H	9 KIM C
1/1	2/2 1/1	0/1	1/2 1/1		
1/1 2/2	1/1 1/1		1/1 2/2		1/1
1-Missed			1-Missed 1-Post		1/1
10 OH S	13 LIM O	15 LEE S	17 MYOUNG B	19 CHOI I	20 MOON P
0/1 0/1	0/1 0/1	1/1 4/4		0/1 1/1	0/2 1/1
0/2 0/1		0/3 1/1		1/1 0/1 0/1	0/1 1/1
1/1	0/1 0/1	2/2 1/1		1/1 1/1	1/1 1/1 1/1
2-Post 2-Blocked		1-Missed		1-Missed 1-Post 2-Blocked	1-Blocked

Team

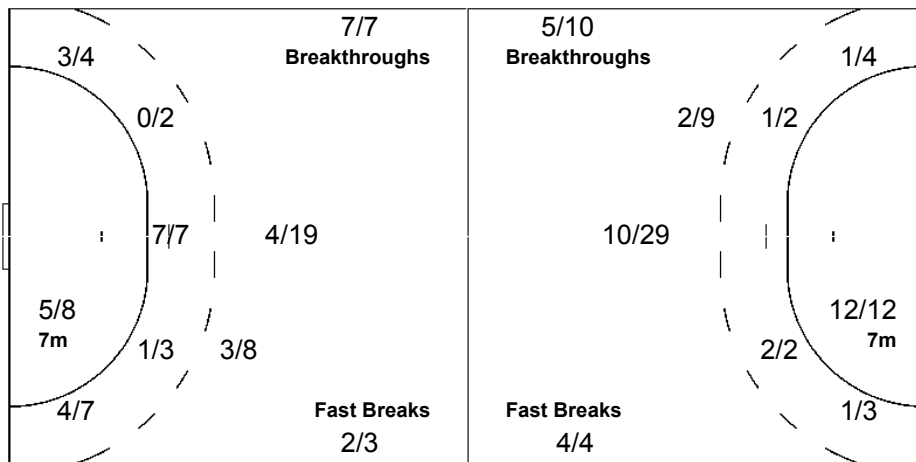
Offence

Defence

Goalkeepers

Goals / Shots

2/7	4/7	6/6
3/9	0/2	4/6
7/8	5/6	5/5
4-Missed	4-Post	5-Blocked



Saves / Shots

3/5	2/4	2/7
3/9	0/3	5/7
4/12	0/3	3/13

1 OH Y

3/5	2/3	2/7
3/9		5/7
4/12	0/3	3/13

12 MOON K

	0/1	

LEGEND								
G/S Goals / Shots	% Efficiency	6m 6-metre Shots	7m 7-metre Shots	9m 9-metre Shots				
S/S Saves / Shots	Wing Wing Shots	FB Fast Breaks	BT Breakthroughs	EX Exclusions				
AS Assists	TF Technical Faults	ST Steals	BS Blocked Shots	TP Time Played				
YC Yellow Cards	RC Red Cards	n/a not applicable	2Min 2 Minute Suspensions					
+ 2 Minute + 2 Minute Suspensions								





Cumulative Statistics

Συγκεντρωτικές Στατιστικές / Statistiques cumulées

DEN - Denmark

After 7 Matches

No.	Name	MP	Shots								Offence		Defence		Penalties			TP		
			G / S	%	6m	Wing	9m	7m	FB	BT	AS	TF	ST	BS	YC	2Min	RC		EX	
1	NOERGAARD Louise Bager	2										1							24:06	
2	SKOV Rikke	7	8/18	44	1/3			3/5		2/5	2/5	5	5	2	11	7	2		3:31:20	
3	MIKKELSEN Henriette Roende	7	15/21	71	0/1	8/12		2/2	2/2	5/6		2	4	2		1	2		3:16:41	
5	VESTERGAARD Mette	7	17/41	41	3/5			8/28	2/2	1/1	3/5	31	22	5		3			5:14:45	
10	JOERGENSEN Rikke Hoerlykke	7	10/19	53	0/1	1/1		3/10		1/1	5/6	7	15	1			1		1:35:32	
11	THOMSEN Camilla Ingemann	7	13/17	76	11/15					2/2		2	7	5	13	3	5		3:39:12	
12	MORTENSEN Karin Oernhoej	7										1	2						2:08:50	
13	KIAERSKOU Lotte	6	22/45	49	0/1			10/28	10/12		2/4	8	3	2	1				1:58:50	
14	JENSEN Trine	7	8/19	42	2/2	0/1		2/7		4/6	0/3	2	12	1					2:44:48	
15	FRUELUND Katrine	7	50/73	68	7/9	2/3		11/26	16/19		14/16	18	16	10	5	3	3		5:39:16	
16	SCHMIDT Rikke	7										6	4						4:47:04	
17	ANDERSEN Kristine	7	16/35	46	3/3			10/25	1/3	0/1	2/3	11	5	2	2				2:02:29	
18	BROEDSGAARD Karen	7	18/23	78	13/17					5/6		3	10	7	9	2			4:17:34	
19	DAUGAARD Line	7	25/33	76	6/6	8/14			1/1	10/12		6	6	8		2			5:09:47	
21	TOURAY Josephine	6	22/33	67	1/2	6/10	1/3			14/17	0/1	5	5	4			1		4:49:46	
Bench / Team																2				
Totals			224/377	59	47/65	25/41	48/132	32/39	44/57	28/43	108	116	49	41	23	14				

No.	Name	Total Shots		6m Shots		Wing Shots		9m Shots		7m Shots		Fast Breaks		Breakthroughs	
		S/S	%	S/S	%	S/S	%	S/S	%	S/S	%	S/S	%	S/S	%
1	NOERGAARD Louise Bager	5/17	29	2/3	67	0/1	0	3/9	33	0/1	0	0/1	0	0/2	0
12	MORTENSEN Karin Oernhoej	36/97	37	7/21	33	1/10	10	17/36	47	7/13	54	2/6	33	2/11	18
16	SCHMIDT Rikke	86/195	44	11/36	31	10/23	43	46/74	62	5/17	29	5/14	36	9/31	29
Totals		127/309	41	20/60	33	11/34	32	66/119	55	12/31	39	7/21	33	11/44	25

Team Shots	Goals	Saves	Missed	Post	Blocked	Total	%
6m Shots	47	12		6		65	72
Wing Shots	25	12	2	2		41	61
9m Shots	48	46	11	11	16	132	36
7m Shots	32	6		1	n/a	39	82
Fast Breaks	44	7	2	4		57	77
Breakthroughs	28	11	1	3		43	65
Totals	224	94	16	27	16	377	59

Played		
PR	FRA	35 - 26
PR	KOR	29 - 29
PR	ESP	23 - 21
PR	ANG	38 - 22
QF	CHN	32 - 28
SF	UKR	29 - 20
F	KOR	38 - 36

Number of Attacks: 462, Scoring Efficiency: 48%



Cumulative Statistics

Συγκεντρωτικές Στατιστικές / Statistiques cumulées

DEN - Denmark

After 7 Matches

Shots Distribution

Players

Goals / Shots

2 SKOV R			3 MIKKELSEN H			5 VESTERGAARD M			10 JOERGENSEN R			11 THOMSEN C			13 KIAERSKOU L		
0/2	1/2		0/1	1/3	1/1	1/1	0/2	6/8	2/2		3/4				6/7	1/1	3/4
1/3		1/1	1/1	0/1	2/2	2/3	1/3	1/3	1/1					1/3	3/8	1/2	1/1
2/3	0/1	3/3	7/8	2/2	1/1	2/7	1/1	3/4	1/1	2/3	1/2	2/2	2/2	8/9	2/4	2/4	3/5
1-Missed 1-Post 1-Blocked	1-Missed	4-Missed 4-Post 1-Blocked	5-Post 1-Blocked	1-Post	3-Missed 3-Post 3-Blocked												
14 JENSEN T			15 FRUELUND K			17 ANDERSEN K			18 BROEDSGAARD K			19 DAUGAARD L			21 TOURAY J		
0/1		3/3	1/1	9/11	4/5	1/2		2/2	1/1	3/4		1/2	2/2	1/1	0/1	1/2	1/1
1/3	1/1	0/1	6/10	0/1	4/6	1/2		1/2	3/3		1/2		1/1	4/5	4/4		1/3
2/2		1/4	16/18	2/2	8/10	3/4	2/4	6/11	3/4	3/4	4/5	6/8	5/5	5/7	6/6	1/1	8/8
1-Missed 2-Post 1-Blocked	3-Missed 3-Post 3-Blocked	2-Post 6-Blocked	1-Missed 1-Post	2-Missed 5-Post													

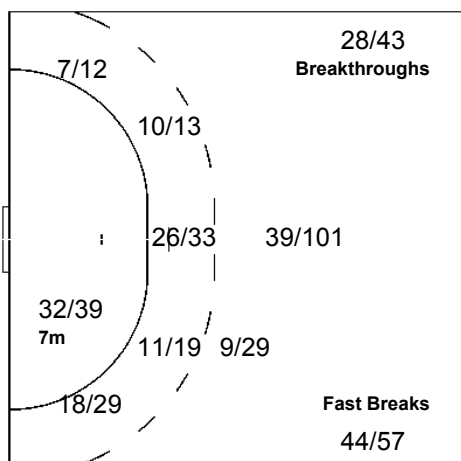
Team

Goals / Shots

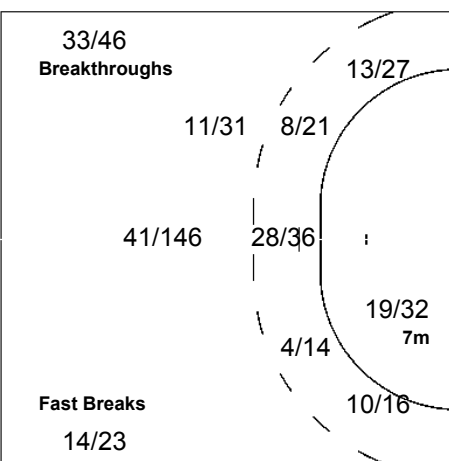
13/19	17/27	25/31
23/38	4/9	17/29
52/67	22/29	51/69

16-Missed 27-Post 16-Blocked

Offence



Defence



Goalkeepers

Saves / Shots

8/22	14/22	5/26
19/31	11/13	16/30
25/72	12/33	16/59

1 NOERGAARD L

2/4	1/2	0/1
1/3	0/1	1/6

12 MORTENSEN K

5/12	3/9	0/11
12/16	2/2	3/9
5/21	1/6	5/11

16 SCHMIDT R

3/10	11/13	5/15
5/11	8/9	13/20
19/48	11/26	10/42

LEGEND

G/S Goals / Shots	% Efficiency	6m 6-metre Shots	7m 7-metre Shots	9m 9-metre Shots
S/S Saves / Shots	Wing Wing Shots	FB Fast Breaks	BT Breakthroughs	EX Exclusions
AS Assists	TF Technical Faults	ST Steals	BS Blocked Shots	TP Time Played
YC Yellow Cards	RC Red Cards	n/a not applicable	PR Placement	MP Matches Played
PR Preliminary Round	QF Quarterfinal	SF Semifinal	GM Gold Medal Match	
2Min 2 Minute Suspensions				



Cumulative Statistics

Συγκεντρωτικές Στατιστικές / Statistiques cumulées

KOR - Korea
After 7 Matches

No.	Name	MP	Shots							Offence		Defence		Penalties			TP		
			G / S	%	6m	Wing	9m	7m	FB	BT	AS	TF	ST	BS	YC	2Min		RC	EX
1	OH Yong Ran	7									2	2							5:37:12
2	WOO Sun Hee	7	37/50	74		22/31	1/1		14/18		6	5	11		1				7:14:01
4	HUH Soon Young	7	21/28	75	18/24		0/1		3/3		3	13	14	6	6	6			6:12:08
5	LEE Gong Joo	7	9/15	60	1/2	8/12			0/1		1	1	1			1			2:24:13
7	JANG So Hee	7	21/40	53	2/3	15/28			4/9		8	7	7		2	2			4:54:57
8	KIM Hyun Ok	6	2/2	100		1/1			1/1										5:50
9	KIM Cha Youn	7	19/22	86	13/16			1/1	4/4	1/1		5	1	2	2	7			3:19:49
10	OH Seong Ok	7	24/51	47	7/10		6/29		7/8	4/4	39	30	17	2	1	3			4:53:25
11	HUH Young Sook	2	1/7	14			1/6			0/1	1	1				1			22:09
12	MOON Kyeong Ha	7									2	1							1:42:48
13	LIM O Kyeong	7	16/32	50	2/4		2/11	9/14	1/1	2/2	12	12							1:10:41
15	LEE Sang Eun	7	44/60	73	5/5	0/1	9/17	20/26	3/3	7/8	26	18	4	1	3	2			5:47:12
17	MYOUNG Bok Hee	6	3/7	43			3/7				4	1				1			23:30
19	CHOI Im Jeong	7	16/45	36	1/5	1/1	9/31	1/1		4/7	18	18	5	1	5	2			4:53:17
20	MOON Pii Hee	7	16/38	42	2/6		7/23	0/1		7/8	8	9	4	1		5			2:46:28
	Bench / Team														2				
	Totals		229/397	58	51/75	47/74	38/126	31/43	37/48	25/31	130	123	64	13	22	30			

No.	Name	Total Shots		6m Shots		Wing Shots		9m Shots		7m Shots		Fast Breaks		Breakthroughs	
		S/S	%	S/S	%	S/S	%	S/S	%	S/S	%	S/S	%	S/S	%
1	OH Yong Ran	78/224	35	12/45	27	9/22	41	42/80	53	1/22	5	5/28	18	9/27	33
12	MOON Kyeong Ha	25/75	33	7/22	32	1/5	20	14/22	64	0/5	0	1/11	9	2/10	20
	Totals	103/299	34	19/67	28	10/27	37	56/102	55	1/27	4	6/39	15	11/37	30

Team Shots	Goals	Saves	Missed	Post	Blocked	Total	%
6m Shots	51	16	4	3	1	75	68
Wing Shots	47	19	5	3		74	64
9m Shots	38	52	7	12	17	126	30
7m Shots	31	11		1	n/a	43	72
Fast Breaks	37	9		2		48	77
Breakthroughs	25	5	1			31	81
Totals	229	112	17	21	18	397	58

Played		
PR	DEN	29 - 29
PR	ANG	40 - 30
PR	ESP	36 - 21
PR	FRA	30 - 23
QF	BRA	26 - 24
SF	FRA	32 - 31
F	DEN	36 - 38

Number of Attacks: 491, Scoring Efficiency: 47%



Cumulative Statistics

Συγκεντρωτικές Στατιστικές / Statistiques cumulées

KOR - Korea
After 7 Matches

Shots Distribution

Players

Goals / Shots

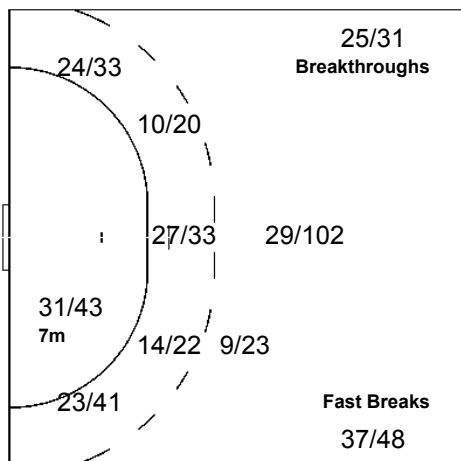
2 WOO S	4 HUH S	5 LEE G	7 JANG S	8 KIM H	9 KIM C	
7/7 4/7 5/5	4/4 4/4 1/2	2/2 2/3	3/3 5/7 3/3		1/2 2/2 1/1	
3/4 0/4 1/1	4/4 2/2 1/3	1/4 0/1 1/1	1/4 0/1 0/2	1/1	1/1 2/2	
7/8 7/7 3/5	2/3 2/4 1/1	1/1 1/1 2/2	4/6 2/4 3/3		7/7 5/5	
2-Missed	1-Post	1-Post	3-Missed 4-Post		2-Missed	
10 OH S	11 HUH Y	13 LIM O	15 LEE S	17 MYOUNG B	19 CHOI I	20 MOON P
1/3 2/4 1/2		0/1 2/5 2/4	6/6 2/2 12/13		0/1 1/3 2/3	1/3 1/1 0/1
5/8 1/2 1/2	0/1 0/1 0/1	1/1 0/3 2/3	0/4 0/1 4/6		3/8 0/2 4/7	3/6 0/2 2/4
10/11 2/3 1/1	1/1 0/1 0/1	5/6 2/3 2/5	11/12 4/4 5/6	1/1 0/2 2/2	4/4 1/2 1/4	3/7 3/4 3/4
3-Missed 5-Post 7-Blocked	1-Missed 1-Blocked	1-Missed	1-Missed 2-Post 3-Blocked	1-Post 1-Blocked	3-Missed 4-Post 4-Blocked	1-Missed 3-Post 2-Blocked

Team

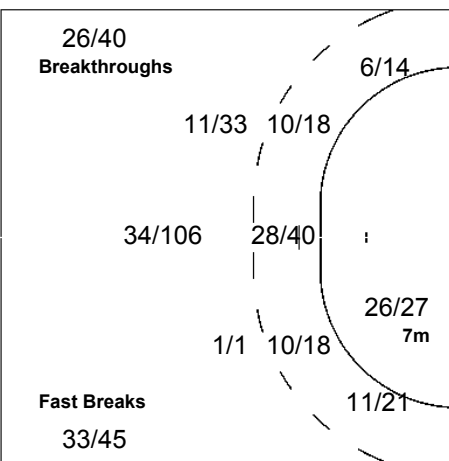
Goals / Shots

25/32	25/38	28/35
23/46	3/18	18/32
55/66	24/35	28/39
17-Missed 21-Post 18-Blocked		

Offence



Defence



Goalkeepers

Saves / Shots

5/13	9/25	8/29
19/37	8/11	25/45
14/58	7/28	8/53

1 OH Y		
4/10	6/15	7/24
14/29	5/7	21/32
12/49	3/15	6/43

12 MOON K		
1/3	3/10	1/5
5/8	3/4	4/13
2/9	4/13	2/10

LEGEND							
G/S Goals / Shots	% Efficiency	6m 6-metre Shots	7m 7-metre Shots	9m 9-metre Shots			
S/S Saves / Shots	Wing Wing Shots	FB Fast Breaks	BT Breakthroughs	EX Exclusions			
AS Assists	TF Technical Faults	ST Steals	BS Blocked Shots	TP Time Played			
YC Yellow Cards	RC Red Cards	n/a not applicable	PR Placement	MP Matches Played			
PR Preliminary Round	QF Quarterfinal	SF Semifinal	GM Gold Medal Match				
2Min 2 Minute Suspensions							



Cumulative Statistics

Συγκεντρωτικές Στατιστικές / Statistiques cumulées

UKR - Ukraine

After 7 Matches

No.	Name	MP	Shots							Offence		Defence		Penalties			TP			
			G / S	%	6m	Wing	9m	7m	FB	BT	AS	TF	ST	BS	YC	2Min		RC	EX	
1	BORYSENKO Nataliya	7									3	1							3:52:22	
3	BURMYSTROVA Ganna	7	17/40	43	1/3		10/28			2/3	4/6	7	13	1		1	3		2:43:26	
4	SHINKARENKO Tetyana	7	6/10	60			1/4			2/2	3/4	4	11	3		2	5	1	2:13:57	
5	VERGELYUK Maryna	7	22/42	52	1/5	1/1	5/13			3/4	12/19	15	21	16	5	2	4		5:53:59	
6	YATSENKO Olena	7	22/36	61	2/2	12/22	0/2			7/9	1/1	4	6	5			4		6:13:24	
7	SIUKALO Ganna	7	14/24	58	2/3		4/11				8/10	7	9	5	1	2	4		4:23:35	
8	RADCHENKO Olena	7	10/25	40	0/2	3/13				6/9	1/1	5	11	12		5	3	1	4:27:51	
9	TSYGITSA Olena	7	10/43	23	2/4	1/1	4/28	0/1			3/9	10	18			1	2		3:01:13	
10	MARKUSHEVSKA Galyna	7	10/13	77	10/12	0/1							12	1	2	1	1		1:52:07	
11	SHEVCHENKO Lyudmyla	7	3/5	60	2/4					1/1		1	4	8	18	5	5		4:49:15	
12	HONCHAROVA Iryna	4																	40:20	
14	LYAPINA Nataliya	7	35/46	76		1/6		21/26	11/12	2/2		1	9	4			2		3:40:47	
15	BORODINA Anastasiya	7	2/7	29			2/7					1		1	1				15:45	
16	ZASPA Larysa	6											2						2:27:18	
17	RAYHEL Oxana	4	14/25	56		6/9		6/10	1/5	1/1		5	4	4		1	1		2:24:41	
Bench / Team																3	1	1		
Totals			165/316	52	20/35	24/53	26/93	27/37	33/45	35/53	63	121	60	27	23	35	3			

No.	Name	Total Shots		6m Shots		Wing Shots		9m Shots		7m Shots		Fast Breaks		Breakthroughs	
		S/S	%	S/S	%	S/S	%	S/S	%	S/S	%	S/S	%	S/S	%
1	BORYSENKO Nataliya	59/136	43	17/34	50	8/20	40	30/49	61	0/14	0	3/12	25	1/7	14
12	HONCHAROVA Iryna	10/23	43	2/3	67	3/6	50	5/8	63	0/5	0			0/1	0
16	ZASPA Larysa	30/92	33	6/18	33	4/15	27	16/36	44	1/9	11	1/9	11	2/5	40
Totals		99/251	39	25/55	45	15/41	37	51/93	55	1/28	4	4/21	19	3/13	23

Team Shots	Goals	Saves	Missed	Post	Blocked	Total	%
6m Shots	20	9	2	4		35	57
Wing Shots	24	21	4	4		53	45
9m Shots	26	35	12	6	14	93	28
7m Shots	27	9		1	n/a	37	73
Fast Breaks	33	8	2	2		45	73
Breakthroughs	35	12	3	3		53	66
Totals	165	94	23	20	14	316	52

Played		
PR	CHN	26 - 21
PR	BRA	21 - 19
PR	GRE	29 - 20
PR	HUN	23 - 22
QF	ESP	25 - 23
SF	DEN	20 - 29
CL	FRA	21 - 18

Number of Attacks: 402, Scoring Efficiency: 41%



Cumulative Statistics

Συγκεντρωτικές Στατιστικές / Statistiques cumulées

UKR - Ukraine

After 7 Matches

Shots Distribution

Players

Goals / Shots

3 BURMYSTROVA G

3/3	0/1	2/5
1/3	0/1	2/2
5/9	1/1	3/3

1-Missed 7-Post 3-Blocked

4 SHINKARENKO T

1/1		1/2
1/1		
1/1		2/3

1-Post 1-Blocked

5 VERGELYUK M

2/3		1/2
4/7	0/2	5/8
9/10	0/1	1/3

2-Missed 3-Post 1-Blocked

6 YATSENKO O

3/3	2/3	2/2
3/6	0/1	
4/4	7/8	1/3

6-Missed

7 SIUKALO G

1/1	1/1	2/2
0/1		1/1
5/7	2/2	2/3

4-Missed 2-Blocked

8 RADCHENKO O

1/1	3/6	2/2
		2/3
0/3		2/4

2-Missed 4-Post

9 TSYGITSA O

0/3	1/3	1/2
1/6	0/1	3/6
1/2	0/2	3/4

5-Missed 2-Post 7-Blocked

10 MARKUSHEVSKA G

1/1		1/1
	0/1	3/3
0/1	0/1	5/5

11 SHEVCHENKO L

		0/1
1/1	1/1	1/2

14 LYAPINA N

1/1	3/6	5/7
1/3	0/1	10/11
5/5	2/3	8/8

1-Post

15 BORODINA A

1/1		
		0/1
1/1		0/1

3-Missed

17 RAYHEL O

	1/1	1/2
2/5		2/5
2/3	0/1	6/6

2-Post

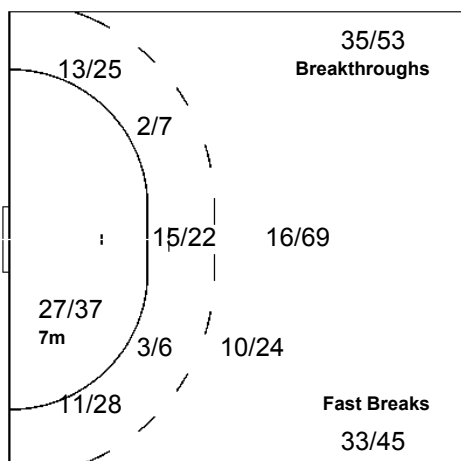
Team

Goals / Shots

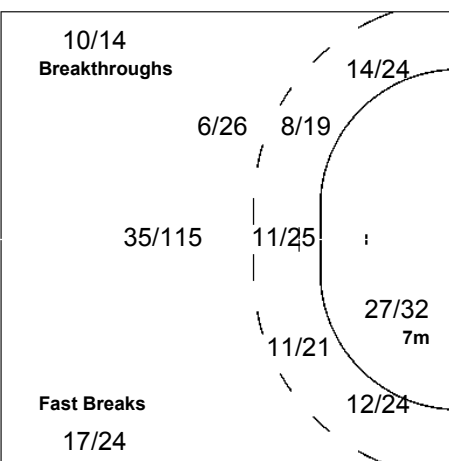
14/18	11/21	18/27
13/32	0/7	28/41
34/47	13/20	34/45

23-Missed 20-Post 14-Blocked

Offence



Defence



Goalkeepers

Saves / Shots

4/9	5/12	2/17
18/43	17/18	19/40
11/47	13/22	10/43

1 BORYSENKO N

3/7	3/7	2/8
13/31	9/10	12/24
5/18	6/10	6/21

12 HONCHAROVA I

1/1	1/1	0/2
0/2	1/1	2/3
2/5	2/4	1/4

16 ZASPA L

0/1	1/4	0/7
5/10	7/7	5/13
4/24	5/8	3/18

LEGEND

G/S Goals / Shots	% Efficiency	6m 6-metre Shots	7m 7-metre Shots	9m 9-metre Shots
S/S Saves / Shots	Wing Wing Shots	FB Fast Breaks	BT Breakthroughs	EX Exclusions
AS Assists	TF Technical Faults	ST Steals	BS Blocked Shots	TP Time Played
YC Yellow Cards	RC Red Cards	n/a not applicable	PR Placement	MP Matches Played
PR Preliminary Round	QF Quarterfinal	SF Semifinal	GM Gold Medal Match	
2Min 2 Minute Suspensions				



Cumulative Statistics

Συγκεντρωτικές Στατιστικές / Statistiques cumulées

FRA - France

After 7 Matches

No.	Players	MP	Shots								Offence		Defence		Penalties				TP		
			G / S	%	6m	Wing	9m	7m	FB	BT	AS	TF	ST	BS	YC	2Min	RC	EX			
1	DUDZIAK Joanne	7																		3:08:32	
2	CENDIER AJAGUIN Isabelle	7	8/27	30	4/7			4/19		0/1		1	8	2		1				2:12:53	
3	VOGEIN Estelle	7	6/8	75	1/1	4/6				1/1		4	3			1	1			1:59:23	
4	LEJEUNE Leila	7	36/72	50	1/4			14/41	15/18	1/1	5/8	28	28	5	2	3	2			4:51:30	
5	DELERCE Sandrine	6	1/4	25				1/4				2	6					3		54:33	
6	JACQUES Melinda	5	7/22	32	0/2			5/16	2/2	0/1	0/1	1	6							48:49	
7	MYARO Nodjialem	6	5/17	29	0/2			3/10	0/1	2/2	0/2		4			1	1	1		1:06:27	
8	PECQUEUX ROLLAND Veronique	7	30/45	67	17/25						13/18	0/2	7	9	11		2	2		4:39:14	
10	HERBRECHT Sophie	7	11/28	39	2/4			6/16		2/6	1/2	16	15	7		4	4			4:32:42	
11	CANO Stephanie	7	16/23	70	3/3	5/7		0/2		8/10	0/1	2	10	7				3		4:59:54	
13	WENDLING Isabelle	7	23/29	79	21/24			0/2		0/1	2/2	9	9	16	4	2	3			5:38:59	
14	KORFANTY Myriam	7	8/20	40	0/3		1/1	6/14		1/1	0/1	6	14	5	2	4	4			3:14:12	
16	NICOLAS Valerie	5										2								3:51:28	
17	GUEHL Delphine	6	4/8	50	1/2	1/2				1/3	1/1		5					1		1:19:40	
20	TERVEL Raphaele	7	24/43	56	1/2	14/29				8/10	1/2	4	2	12	1	2	2			5:41:44	
Bench / Team																1					
Totals			179/346	52	51/79	25/45	39/124	17/21	37/55	10/22	82	119	65	10	21	26					

No.	Goalkeepers	Total Shots		6m Shots		Wing Shots		9m Shots		7m Shots		Fast Breaks		Breakthroughs	
		S/S	%	S/S	%	S/S	%	S/S	%	S/S	%	S/S	%	S/S	%
1	DUDZIAK Joanne	39/121	32	12/32	38	5/25	20	15/28	54	2/9	22	3/9	33	2/18	11
16	NICOLAS Valerie	57/157	36	7/38	18	9/22	41	26/44	59	7/24	29	5/21	24	3/8	38
Totals		96/278	35	19/70	27	14/47	30	41/72	57	9/33	27	8/30	27	5/26	19

Team Shots	Goals	Saves	Missed	Post	Blocked	Total	%
6m Shots	51	21	3	4		79	65
Wing Shots	25	13	2	5		45	56
9m Shots	39	51	9	7	18	124	31
7m Shots	17	3		1	n/a	21	81
Fast Breaks	37	12	1	5		55	67
Breakthroughs	10	10	1	1		22	45
Totals	179	110	16	23	18	346	52

Played		
PR	DEN	26 - 35
PR	ESP	27 - 20
PR	ANG	29 - 21
PR	KOR	23 - 30
QF	HUN	25 - 23
SF	KOR	31 - 32
CL	UKR	18 - 21

Number of Attacks: 434, Scoring Efficiency: 41%



Cumulative Statistics

Συγκεντρωτικές Στατιστικές / Statistiques cumulées

FRA - France
After 7 Matches

Shots Distribution

Players

Goals / Shots

2 CENDIER AJAGUIN I

0/4	0/2	0/2
4/6	2/2	2/4
3-Missed	2-Post	1-Blocked

3 VOGEIN E

2/2	1/1	
		0/1
1/1		2/2
	1-Post	

4 LEJEUNE L

0/1	1/3	7/10
5/13	0/1	6/10
11/14		6/7
3-Missed	4-Post	6-Blocked

5 DELERCE S

0/1	0/1	1/2
0/1	0/1	1/2

6 JACQUES M

		2/3
1/4	0/1	
	1/2	3/4
2-Missed	2-Post	4-Blocked

7 MYARO N

0/1		2/3
0/2	0/2	3/4
2-Missed	2-Post	1-Blocked

8 PECQUEUX ROLLAND V

1/2	1/5	
2/5	1/1	0/1
3/4	12/12	10/11
2-Missed	2-Post	

10 HERBRECHT S

3/3	2/2	
2/5	0/1	0/3
1/2	1/1	2/2
2-Missed	4-Post	3-Blocked

11 CANO S

1/1	2/2	
3/5	1/1	0/1
2/4	4/4	3/4
	1-Post	

13 WENDLING I

0/1	3/3	5/5
2/5	0/1	4/4
5/5	3/3	1/2

14 KORFANTY M

1/1		1/1
0/4		0/3
5/7		1/1
	3-Blocked	

17 GUEHL D

	0/2	
2/3		2/2
	1-Post	

20 TERVEL R

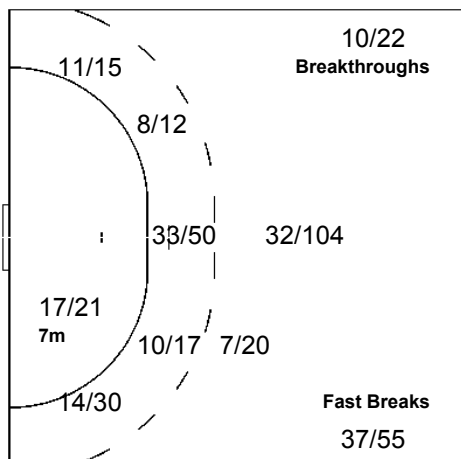
	1/2	2/3
1/6		6/9
2/4	4/5	8/8
2-Missed	4-Post	

Team

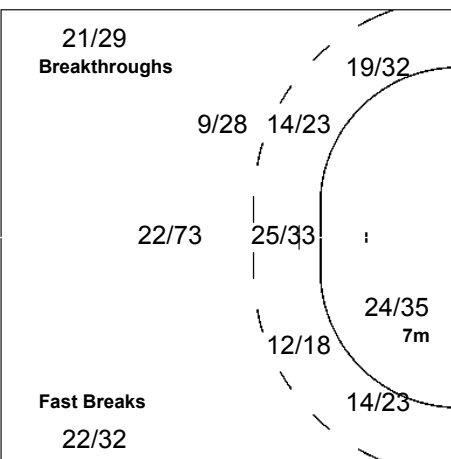
Goals / Shots

8/11	11/20	17/22
16/52	2/8	18/37
36/53	27/32	44/53
16-Missed	23-Post	18-Blocked

Offence



Defence



Goalkeepers

Saves / Shots

5/27	5/17	10/25
25/45	11/12	21/43
8/48	4/18	7/43

1 DUDZIAK J

3/16	2/8	6/16
11/21	5/5	6/17
1/16	1/7	4/15

16 NICOLAS V

2/11	3/9	4/9
14/24	6/7	15/26
7/32	3/11	3/28

LEGEND

G/S Goals / Shots	% Efficiency	6m 6-metre Shots	7m 7-metre Shots	9m 9-metre Shots
S/S Saves / Shots	Wing Wing Shots	FB Fast Breaks	BT Breakthroughs	EX Exclusions
AS Assists	TF Technical Faults	ST Steals	BS Blocked Shots	TP Time Played
YC Yellow Cards	RC Red Cards	n/a not applicable	PR Placement	MP Matches Played
PR Preliminary Round	QF Quarterfinal	SF Semifinal	GM Gold Medal Match	
2Min 2 Minute Suspensions				



Cumulative Statistics

Συγκεντρωτικές Στατιστικές / Statistiques cumulées

HUN - Hungary

After 7 Matches

No.	Name	MP	Shots								Offence		Defence		Penalties			TP	
			G / S	%	6m	Wing	9m	7m	FB	BT	AS	TF	ST	BS	YC	2Min	RC		EX
1	SIRINA Irina	7										1	2						1:08:26
2	FERLING Bernadett	7	21/35	60	5/9	1/1	4/12			3/4	8/9	7	13	3	3	2	5		4:33:54
3	BOHUS Beata	6	1/1	100							1/1	1		2	3	3	5		2:18:54
4	MEHLMANN Ibolya	7	7/14	50	0/1	0/1	6/10				1/2	5	9	1	1		2		49:17
5	PALFFY Zsuzsanna	5	3/4	75		2/3				1/1		1	1						1:36:31
6	KIRSNER Erika	7	29/48	60	2/6	13/25	1/2			13/15		14	7	10	1	1	1		6:55:39
9	RADULOVICS Bojana	7	54/96	56	8/14	1/5	14/41	25/29		0/1	6/6	32	21	3	1	1			3:24:43
10	PIGNICZKI Krisztina	7	11/16	69	3/4					8/12		3	1	6		3	7		3:15:14
11	FARKAS Agnes	7	8/18	44	3/4		4/13				1/1	7	6	4	1	1	1		1:40:27
13	GORBICZ Anita	7	17/38	45	5/11	0/2	2/13	3/4		2/3	5/5	22	21	8		2	4		4:10:43
15	SITI Eszter Agnes	7	13/21	62	2/6		2/5			3/3	6/7	10	9	3		1	6		3:24:38
16	PALINGER Katalin	7										7							5:51:34
17	TOTH Timea	4	4/7	57	1/2	1/1	0/2				2/2	1	3	1	2	1	2		1:24:33
18	LOVASZ Zsuzsanna	6	17/26	65	1/5	14/19				2/2		1	6	3		1	3		5:04:33
19	KULCSAR Anita	7	30/37	81	26/32	2/2				2/3		3	10	2		3	3		3:20:54
	Bench / Team															2			
	Totals		215/361	60	56/94	34/59	33/98	28/33	34/44	30/33	115	109	46	12	21	39			

Goalkeepers		Total Shots		6m Shots		Wing Shots		9m Shots		7m Shots		Fast Breaks		Breakthroughs	
No.	Name	S/S	%	S/S	%	S/S	%	S/S	%	S/S	%	S/S	%	S/S	%
1	SIRINA Irina	12/47	26	1/6	17	1/6	17	7/18	39	1/8	13	1/5	20	1/4	25
16	PALINGER Katalin	97/240	40	19/59	32	21/40	53	39/64	61	5/21	24	9/32	28	4/24	17
	Totals	109/287	38	20/65	31	22/46	48	46/82	56	6/29	21	10/37	27	5/28	18

Team Shots	Goals	Saves	Missed	Post	Blocked	Total	%
6m Shots	56	25	8	3	2	94	60
Wing Shots	34	14	4	7		59	58
9m Shots	33	31	12	7	15	98	34
7m Shots	28	2	1	2	n/a	33	85
Fast Breaks	34	7		3		44	77
Breakthroughs	30	3				33	91
Totals	215	82	25	22	17	361	60

Played		
PR	CHN	28 - 24
PR	GRE	33 - 20
PR	BRA	35 - 26
PR	UKR	22 - 23
QF	FRA	23 - 25
CL	BRA	36 - 31
CL	ESP	38 - 29

Number of Attacks: 444, Scoring Efficiency: 48%



Cumulative Statistics

Συγκεντρωτικές Στατιστικές / Statistiques cumulées

HUN - Hungary

After 7 Matches

Shots Distribution

Players

Goals / Shots

2 FERLING B

1/3	1/1	
1/2		5/8
4/4	1/1	8/9

4-Missed 2-Post 1-Blocked

3 BOHUS B

1/1		

4 MEHLMANN I

1/1		1/1
1/2		
3/3	0/1	1/3

3-Missed

5 PALFFY Z

2/2	1/1	

1-Post

6 KIRSNER E

3/4	2/4	6/7
3/7	1/2	2/4
3/3	3/3	6/6

3-Missed 4-Post 1-Blocked

9 RADULOVICS B

4/5	3/3	7/9
6/10	1/1	6/11
9/11	3/5	15/20

6-Missed 8-Post 7-Blocked

10 PIGNICZKI K

	2/3	2/3
2/2	0/1	1/1
2/2	1/1	1/2

1-Post

11 FARKAS A

0/1		4/4
0/3		0/2
3/4		1/4

13 GORBICZ A

2/2	2/2	3/5
		1/2
5/7	2/3	2/4

5-Missed 1-Post 7-Blocked

15 SITI E

	1/1	
1/3	0/1	2/2
7/8		2/2

2-Missed 1-Post 1-Blocked

17 TOTHT

		1/1
0/1	0/1	1/1
1/2		1/1

18 LOVASZ Z

5/5	3/3	2/2
4/5	0/1	1/3
1/2		1/1

2-Missed 2-Post

19 KULCSAR A

3/3		5/5
6/8	1/2	1/1
7/8	4/4	3/4

2-Post

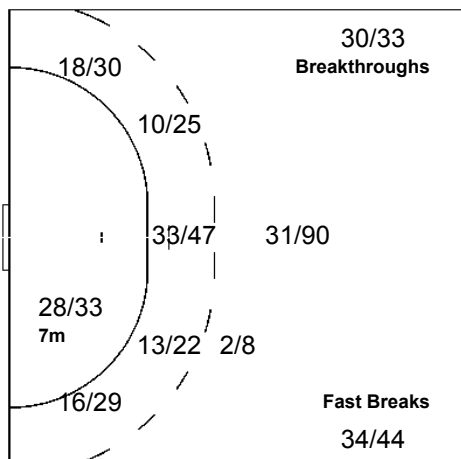
Team

Goals / Shots

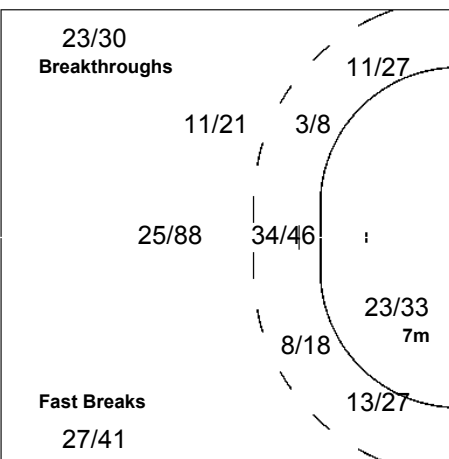
21/26	15/18	31/37
25/44	3/9	20/35
45/54	14/18	41/56

25-Missed 22-Post 17-Blocked

Offence



Defence



Goalkeepers

Saves / Shots

7/14	8/22	4/19
23/43	10/13	16/25
12/56	13/36	16/59

1 SIRINA I

0/1	0/3	1/2
2/7	3/5	3/5
2/11	1/7	0/6

16 PALINGER K

7/13	8/19	3/17
21/36	7/8	13/20
10/45	12/29	16/53

LEGEND

G/S	Goals / Shots	%	Efficiency	6m	6-metre Shots	7m	7-metre Shots	9m	9-metre Shots
S/S	Saves / Shots	Wing	Wing Shots	FB	Fast Breaks	BT	Breakthroughs	EX	Exclusions
AS	Assists	TF	Technical Faults	ST	Steals	BS	Blocked Shots	TP	Time Played
YC	Yellow Cards	RC	Red Cards	n/a	not applicable	PR	Placement	MP	Matches Played
PR	Preliminary Round	QF	Quarterfinal	SF	Semifinal	GM	Gold Medal Match		
2Min	2 Minute Suspensions								



Cumulative Statistics

Συγκεντρωτικές Στατιστικές / Statistiques cumulées

ESP - Spain

After 7 Matches

No.	Name	MP	Shots								Offence		Defence		Penalties			TP		
			G / S	%	6m	Wing	9m	7m	FB	BT	AS	TF	ST	BS	YC	2Min	RC		EX	
1	LOPEZ Elisabeth	7											2	1					2:44:44	
2	GARCIA Soraya	6	6/13	46		0/1	2/6			1/3	3/3	4	12	7	1	1	3		2:06:44	
3	PAREJA Susana	6	13/19	68	3/3	6/10				4/6		1	7	1		1	3		3:23:46	
5	AMOROS Vanessa	6	2/5	40		1/4				1/1			2	1		1			53:04	
6	LOPEZ Cristina	6	4/8	50		1/5	1/1			2/2		1	5	1		3			3:14:41	
7	ANDREU Maite	6	14/30	47			14/30					2	6			1			1:27:32	
8	GOMEZ Cristina	7	14/19	74	11/14	2/2	0/1			1/2		2	8	4					3:16:35	
9	MANGUE Marta	7	22/38	58	6/12	1/1	8/15			3/4	4/6	4	28	9	2	3	6		5:17:58	
10	BOX Diana	7	3/3	100	3/3							2	8	5	2		2		3:24:29	
11	PUCHE Montserrat	7	34/47	72	2/3	1/2	1/6	20/24		5/5	5/7	7	22	3		2			3:11:12	
13	FRAILE Susana	7	12/41	29	2/3	1/1	7/34			0/1	2/2	15	19	3	5	2	6		4:08:27	
14	ALONSO Patricia	6	14/42	33	0/8	0/2	2/18	5/5		3/4	4/5	11	9	5		2			2:49:55	
15	ORTUNO Isabel	6	16/37	43	2/4		9/25	2/4			3/4	4	11	1	1	1	2		2:30:33	
16	SANCHEZ Eugenia	7										2	1						4:15:16	
20	ONCINA Noelia	7	11/22	50	3/4	2/9	0/1			5/6	1/2	10	6	9		4	1		6:15:04	
	Bench / Team															1				
	Totals		165/324	51	32/54	15/37	44/137	27/33	25/34	22/29	65	146	50	11	22	23				

No.	Name	Total Shots		6m Shots		Wing Shots		9m Shots		7m Shots		Fast Breaks		Breakthroughs	
		S/S	%	S/S	%	S/S	%	S/S	%	S/S	%	S/S	%	S/S	%
1	LOPEZ Elisabeth	43/131	33	11/34	32	6/22	27	16/24	67	0/12	0	6/26	23	4/13	31
16	SANCHEZ Eugenia	64/172	37	9/31	29	10/25	40	19/28	68	6/20	30	12/43	28	8/25	32
	Totals	107/303	35	20/65	31	16/47	34	35/52	67	6/32	19	18/69	26	12/38	32

Team Shots	Goals	Saves	Missed	Post	Blocked	Total	%
6m Shots	32	12	6	3	1	54	59
Wing Shots	15	15	5	2		37	41
9m Shots	44	52	16	7	18	137	32
7m Shots	27	3	1	2	n/a	33	82
Fast Breaks	25	7		2		34	74
Breakthroughs	22	6		1		29	76
Totals	165	95	28	17	19	324	51

Played		
PR	ANG	24 - 24
PR	FRA	20 - 27
PR	DEN	21 - 23
PR	KOR	21 - 36
QF	UKR	23 - 25
CL	CHN	27 - 23
CL	HUN	29 - 38

Number of Attacks: 437, Scoring Efficiency: 38%



Cumulative Statistics

Συγκεντρωτικές Στατιστικές / Statistiques cumulées

ESP - Spain
After 7 Matches

Shots Distribution

Players

Goals / Shots

2 GARCIA S

		0/1
	0/1	0/1
4/4	1/2	1/2

1-Missed 1-Post

3 PAREJA S

2/2	1/1	0/1
0/1		3/4
4/4	1/2	2/2

2-Post

5 AMOROS V

	0/2	2/2

1-Missed

6 LOPEZ C

		1/2
		3/3

1-Missed 2-Post

7 ANDREU M

0/1	0/2	
1/1	0/1	2/2
3/5	0/1	8/9

4-Missed 1-Post 3-Blocked

8 GOMEZ C

	1/1	1/1
1/2	0/2	2/2
2/3	2/2	5/5

1-Missed

9 MANGUE M

	1/3	1/1
3/5	0/2	6/9
2/2	2/2	7/8

4-Missed 1-Post 1-Blocked

10 BOX D

1/1		
1/1		1/1

11 PUCHE M

1/1		
4/5	0/2	4/6
9/11	2/3	14/15

2-Post 2-Blocked

13 FRAILE S

	0/1	1/4
1/4		2/8
3/5	3/5	2/2

5-Missed 2-Post 5-Blocked

14 ALONSO P

3/4	1/5	3/6
5/5	0/4	2/4

5-Missed 5-Post 4-Blocked

15 ORTUNO I

1/2		3/3
1/2	0/4	1/3
5/7	1/2	4/7

3-Missed 1-Post 3-Blocked

20 ONCINA N

2/2	0/2	
0/1	0/1	1/1
3/5	1/2	4/4

3-Missed 1-Blocked

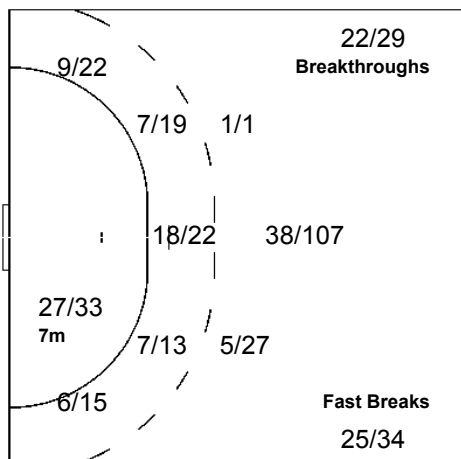
Team

Goals / Shots

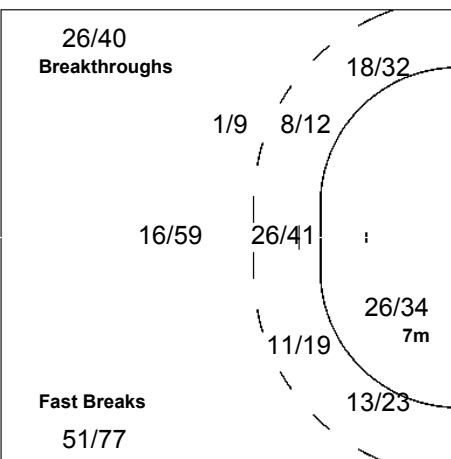
6/8	3/10	6/11
15/26	1/18	25/44
41/52	13/27	55/64

28-Missed 17-Post 19-Blocked

Offence



Defence



Goalkeepers

Saves / Shots

5/24	7/22	8/32
27/48	8/10	15/34
15/61	9/26	13/46

1 LOPEZ E

3/13	2/10	3/10
13/27	5/7	3/8
6/23	3/12	5/21

16 SANCHEZ E

2/11	5/12	5/22
14/21	3/3	12/26
9/38	6/14	8/25

LEGEND

G/S Goals / Shots	% Efficiency	6m 6-metre Shots	7m 7-metre Shots	9m 9-metre Shots
S/S Saves / Shots	Wing Wing Shots	FB Fast Breaks	BT Breakthroughs	EX Exclusions
AS Assists	TF Technical Faults	ST Steals	BS Blocked Shots	TP Time Played
YC Yellow Cards	RC Red Cards	n/a not applicable	PR Placement	MP Matches Played
PR Preliminary Round	QF Quarterfinal	SF Semifinal	GM Gold Medal Match	
2Min 2 Minute Suspensions				



Cumulative Statistics

Συγκεντρωτικές Στατιστικές / Statistiques cumulées

BRA - Brazil

After 7 Matches

No.	Name	MP	Shots							Offence		Defence		Penalties			TP		
			G / S	%	6m	Wing	9m	7m	FB	BT	AS	TF	ST	BS	YC	2Min		RC	EX
1	MASSON Chana	7	0/1	0			0/1				2	2							5:10:54
2	DINIZ Fabiana	7	4/12	33	4/8	0/1				0/3	5	5	3	5	6	5			4:00:54
3	NASCIMENTO Alexandra Priscila	7	18/32	56	3/6	9/13	1/4			4/8	1/1	1	8	1					3:57:04
4	MONTAO Margareth	6	2/4	50	1/2		0/1			1/1		4	7	1	3	2	4		1:47:16
5	PIEADA Daniela	7	29/44	66	20/29	1/4	1/3			6/7	1/1		11	1			4	8	6:55:33
6	KUESTENER Fabiana	5	1/3	33	0/1		0/1			1/1			3				1		36:05
8	AMORIM Ana	5	4/11	36	0/1		2/7	1/1		1/2	10	9	3	5	1	3			1:40:00
9	FIGUEIREDO Milene	7	10/12	83	3/4	1/1				6/7	6	17	3						2:16:39
10	ROSAS Aline	7	10/19	53	0/1	4/9				4/6	2/3	3	2	1					2:34:45
11	JACQUES Viviane	7	7/19	37	1/2	3/9	0/5			3/3		5	9	2		1			3:15:12
13	SILVA Lucila	7	24/39	62	0/8	0/1	2/7			7/7	15/16	15	23	3		3	2		5:10:36
15	SILVA Aline	7	40/70	57	9/13		12/33	9/13		1/1	9/10	7	18	2		1	1		3:34:35
16	de PAULA Daryl	7																	1:49:06
17	MESQUITA Idalina	5	10/13	77	4/4	2/5				4/4		1	3	2					2:25:25
19	SANTOS Aline	7	19/36	53	2/3		12/25	4/6	1/1	0/1	9	18	2	15	1	3			3:45:56
	Bench / Team															1			
	Totals		178/315	57	47/82	20/43	30/87	14/20	31/41	36/42	68	135	24	28	20	27			

No.	Name	Total Shots		6m Shots		Wing Shots		9m Shots		7m Shots		Fast Breaks		Breakthroughs	
		S/S	%	S/S	%	S/S	%	S/S	%	S/S	%	S/S	%	S/S	%
1	MASSON Chana	76/217	35	6/26	23	16/39	41	40/77	52	6/26	23	6/36	17	2/13	15
16	de PAULA Daryl	34/85	40	4/13	31	8/14	57	16/29	55	1/11	9	3/13	23	2/5	40
	Totals	110/302	36	10/39	26	24/53	45	56/106	53	7/37	19	9/49	18	4/18	22

Team Shots	Goals	Saves	Missed	Post	Blocked	Total	%
6m Shots	47	26	4	3	2	82	57
Wing Shots	20	10	8	5		43	47
9m Shots	30	35	9	9	4	87	34
7m Shots	14	4	2		n/a	20	70
Fast Breaks	31	9	1			41	76
Breakthroughs	36	2	1	3		42	86
Totals	178	86	25	20	6	315	57

Played		
PR	GRE	29 - 21
PR	UKR	19 - 21
PR	HUN	26 - 35
PR	CHN	23 - 28
QF	KOR	24 - 26
CL	HUN	31 - 36
CL	CHN	26 - 25

Number of Attacks: 420, Scoring Efficiency: 42%



Cumulative Statistics

Συγκεντρωτικές Στατιστικές / Statistiques cumulées

BRA - Brazil
After 7 Matches

Shots Distribution

Players

Goals / Shots

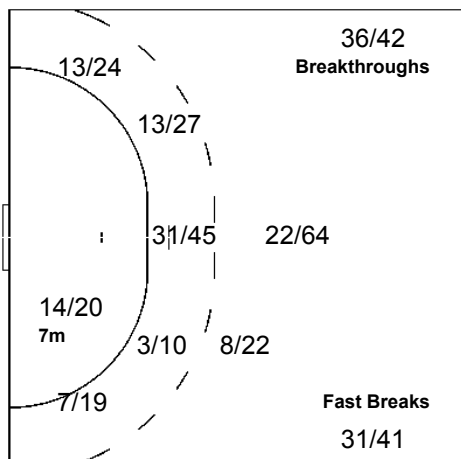
2 DINIZ F	3 NASCIMENTO A	4 MONTAO M	5 PIEDADE D	6 KUESTENER F	8 AMORIM A	
0/1 1/1	2/2 1/2 2/2	0/1 1/1	1/1 1/1	0/1 1/1	1/1 1/1	
0/2 0/1 0/2	3/6 0/1 0/3	0/1 0/1	7/12 1/2 2/4	0/1	2/2 0/1	
1/2 2/3	7/8 2/2	1/1	4/4 4/7 9/9	1/1	0/1	
1-Missed	3-Missed 2-Post		2-Missed 2-Post	1-Post	1-Missed 3-Post 1-Blocked	
9 FIGUEIREDO M	10 ROSAS A	11 JACQUES V	13 SILVA L	15 SILVA A	17 MESQUITA I	19 SANTOS A
2/2 1/1 1/1	0/1 2/2	0/1 1/2 2/3	3/3 2/2 2/3	4/4 4/6 4/6	2/2 2/2	1/4 0/1
5/5 0/1	1/1 0/1 3/6	2/3 2/3	2/6 0/1 1/1	2/4 0/3 0/5	1/1 2/2	1/3 0/2 2/2
1/1	3/4 1/1	1/1 1/2	6/8 1/1 7/9	8/10 7/9 11/12	2/2 1/1	8/9 1/2 6/7
1-Missed	2-Missed 1-Post	3-Missed 3-Post 1-Blocked	3-Missed 2-Post	5-Missed 2-Post 4-Blocked	2-Missed 1-Post	3-Missed 3-Post

Team

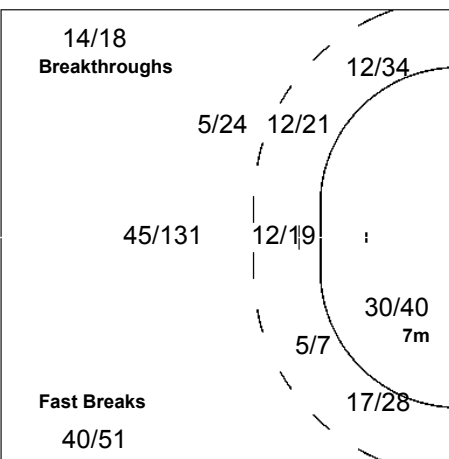
Goals / Shots

13/20	13/18	16/19
26/46	1/12	9/25
40/49	18/24	41/50
25-Missed	20-Post	6-Blocked

Offence



Defence



Goalkeepers

Saves / Shots

7/26	10/21	7/29
26/51	7/8	21/33
13/58	8/30	11/46

1 MASSON C

5/22	6/13	5/22
20/37	4/5	14/23
9/36	5/25	8/34

16 de PAULA D

2/4	4/8	2/7
6/14	3/3	7/10
4/22	3/5	3/12

LEGEND	Goals / Shots	%	Efficiency	6m	6-metre Shots	7m	7-metre Shots	9m	9-metre Shots
G/S	Goals / Shots	Wing	Wing Shots	FB	Fast Breaks	BT	Breakthroughs	EX	Exclusions
S/S	Saves / Shots	TF	Technical Faults	ST	Steals	BS	Blocked Shots	TP	Time Played
AS	Assists	RC	Red Cards	n/a	not applicable	PR	Placement	MP	Matches Played
YC	Yellow Cards	QF	Quarterfinal	SF	Semifinal	GM	Gold Medal Match		
PR	Preliminary Round								
2Min	2 Minute Suspensions								



Cumulative Statistics

Συγκεντρωτικές Στατιστικές / Statistiques cumulées

CHN - China

After 7 Matches

No.	Name	MP	Shots								Offence		Defence		Penalties			TP		
			G / S	%	6m	Wing	9m	7m	FB	BT	AS	TF	ST	BS	YC	2Min	RC		EX	
1	FAN Jie	7										2	1	1					3:44:15	
2	ZHAI Chao	7	32/70	46	3/7		17/45	6/9	3/5	3/4	12	22	8			1			2:56:20	
3	LIU Yun	7	7/16	44	7/16						4	6	7	1	7	6			5:00:52	
5	LI Bing	7	15/36	42	3/3	1/1	3/19			2/4	6/9	17	11	13	3	3	7		5:17:50	
6	ZHANG Zhiqing	2																		
8	ZHANG Li	7	10/18	56	2/2	5/11			3/5		1								1:52:57	
9	WANG Min	7	19/30	63	4/5	7/14	0/1		8/10		4	5	6						5:43:49	
10	WANG Shasha	7	25/54	46	4/7		6/26	13/18	2/3		8	12	9		4	8			4:14:46	
11	CHEN Ji	7	9/12	75	6/8	1/1			1/2	1/1	3	6	2						1:52:35	
13	WU Yanan	7	16/26	62	2/3	9/14		1/1	4/8		5	3	6		2	1			5:03:01	
14	LIU Xiaomei	7	14/40	35	4/5	1/2	3/27		3/3	3/3	12	12	10	1	2	5			5:25:07	
15	SUN Laimiao	6	2/5	40	0/1	1/2			1/2			1				2			1:05:58	
16	YU Geli	7									1	4							3:15:45	
17	LEI Sufen	6	1/2	50		0/1			1/1			2							40:10	
19	LI Weiwei	7	32/62	52	5/8		12/28	10/16	1/4	4/6	7	11	2		1	2			2:46:35	
Bench / Team															2					
Totals			182/371	49	40/65	25/46	41/146	30/44	29/47	17/23	76	96	64	5	21	32				

No.	Name	Total Shots		6m Shots		Wing Shots		9m Shots		7m Shots		Fast Breaks		Breakthroughs	
		S/S	%	S/S	%	S/S	%	S/S	%	S/S	%	S/S	%	S/S	%
1	FAN Jie	41/130	32	10/31	32	11/26	42	10/26	38	5/15	33	4/15	27	1/17	6
16	YU Geli	36/122	30	5/26	19	4/14	29	18/35	51	1/11	9	5/13	38	3/23	13
Totals		77/252	31	15/57	26	15/40	38	28/61	46	6/26	23	9/28	32	4/40	10

Team Shots	Goals	Saves	Missed	Post	Blocked	Total	%
6m Shots	40	20	1	4		65	62
Wing Shots	25	13	4	4		46	54
9m Shots	41	58	15	9	23	146	28
7m Shots	30	9	1	4	n/a	44	68
Fast Breaks	29	13	3	1	1	47	62
Breakthroughs	17	6				23	74
Totals	182	119	24	22	24	371	49

Played		
PR	HUN	24 - 28
PR	UKR	21 - 26
PR	GRE	33 - 13
PR	BRA	28 - 23
QF	DEN	28 - 32
CL	ESP	23 - 27
CL	BRA	25 - 26

Number of Attacks: 431, Scoring Efficiency: 42%



Cumulative Statistics

Συγκεντρωτικές Στατιστικές / Statistiques cumulées

CHN - China
After 7 Matches

Shots Distribution

Players

Goals / Shots

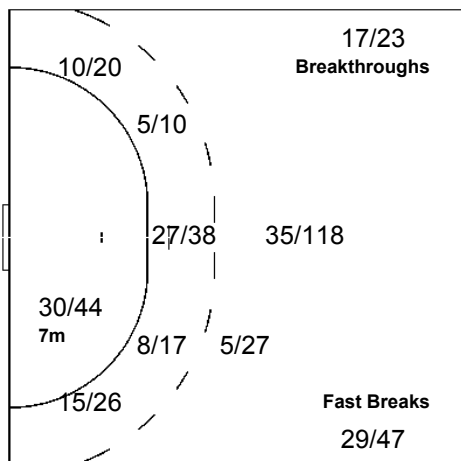
2 ZHAI C 2/3 1/1 2/3 3/7 1/2 4/7 7/12 4/10 8/14 3-Missed 4-Post 4-Blocked	3 LIU Y 0/1 0/1 3/6 0/1 0/2 1/1 1/1 2/2 2-Post	5 LI B 2/3 0/1 0/2 0/1 7/11 3/4 3/5 3-Missed 1-Post 6-Blocked	6 ZHANG Z 0/0 0/0 0/0 0/0 0/0 0/0 0/0 0/0 0/0 0-Blocked	8 ZHANG L 1/3 1/1 2/4 1/3 1/3 3/3 1/1 1/1 2-Post	9 WANG M 1/2 1/1 5/7 0/1 7/7 3/4 2/2 4-Missed 2-Post	10 WANG S 1/4 1/3 4/5 2/3 1/3 2/6 7/9 3/5 4/5 4-Missed 6-Post 1-Blocked	11 CHEN J 1/1 1/1 1/1 1/1 0/1 2/2 0/2 3/3	13 WU Y 0/1 1/2 1/1 0/1 0/1 7/7 0/2 3/5 4/4 3-Missed	14 LIU X 2/3 1/2 1/2 4/5 0/1 0/3 5/8 0/1 1/2 3-Missed 2-Post 8-Blocked	15 SUN L 0/1 1/1 0/1 1/1 1-Missed	17 LEI S 0/0 0/0 0/0 1/1 0/0 0/0 1-Missed	19 LI W 3/5 1/1 4/5 8/13 1/1 2/10 7/9 1/2 5/6 2-Missed 3-Post 5-Blocked
--	---	--	--	---	---	--	---	---	---	---	---	--

Team

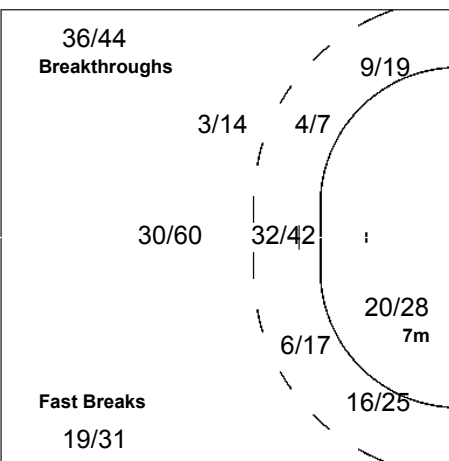
Goals / Shots

11/20	7/15	15/19
29/50	4/10	17/42
46/65	19/35	34/45
24-Missed	22-Post	24-Blocked

Offence



Defence



Goalkeepers

Saves / Shots

4/16	3/14	1/18
25/46	3/3	16/38
8/53	6/17	11/47

1 FAN J

1/8	2/8	1/12
18/30	2/2	10/19
2/20	2/8	3/23

16 YU G

3/8	1/6	0/6
7/16	1/1	6/19
6/33	4/9	8/24

LEGEND	Goals / Shots	%	Efficiency	6m	6-metre Shots	7m	7-metre Shots	9m	9-metre Shots
G/S	Goals / Shots	Wing	Wing Shots	FB	Fast Breaks	BT	Breakthroughs	EX	Exclusions
S/S	Saves / Shots	TF	Technical Faults	ST	Steals	BS	Blocked Shots	TP	Time Played
AS	Assists	RC	Red Cards	n/a	not applicable	PR	Placement	MP	Matches Played
YC	Yellow Cards	QF	Quarterfinal	SF	Semifinal	GM	Gold Medal Match		
PR	Preliminary Round								
2Min	2 Minute Suspensions								



Cumulative Statistics

Συγκεντρωτικές Στατιστικές / Statistiques cumulées

CORRECTED

ANG - Angola

After 5 Matches

No.	Name	MP	Shots								Offence		Defence		Penalties			TP	
			G / S	%	6m	Wing	9m	7m	FB	BT	AS	TF	ST	BS	YC	2Min	RC		EX
1	TAVARES Odete	5										2	2	1					1:40:44
3	BENGUE Ilda	5	38/60	63	3/5	1/2	19/35	9/12	2/2	4/4	3	15	5	1	1	1			3:03:09
4	LARICA Belina	5	12/23	52	3/5	2/2	4/9		1/3	2/4	7	18	3			2			3:33:12
5	TRINDADE Filomena	1											1						9:02
6	AMARAL Rosa	5	2/9	22	2/8				0/1		1	5	8	4	3	5			3:07:32
7	JOLOLO Ines	5	5/11	45	1/2	4/8			0/1			1	1						1:41:12
8	ALMEIDA Nair	5	14/32	44	2/3	0/1	8/21		1/2	3/5	5	14	2		4	2			3:30:45
9	TORRES Lili	5														2	1		32:13
10	FERNANDES Isabel	5	17/27	63	4/5	3/8	4/6		5/7	1/1	1	5	9		1	1			3:18:27
11	KIALA Luisa	5	11/20	55	0/1	1/2	4/8	0/1	4/6	2/2	4	18	2	1		1			2:05:13
12	BARBOSA Neyde	4																	8:11
14	PIO Dionisia	5	14/33	42	2/3	7/16	0/2	0/1	5/11		5	11	9		1	1			4:24:24
15	NETO Anica	5	8/13	62	7/11		0/1		1/1		2	7	2			2			2:00:11
16	PEDRO Maria	5									1		4		1				3:11:05
18	TAVARES Elzira	5	14/21	67	1/1		6/10	4/5	3/4	0/1	10	8	2	5	3	1			2:34:40
	Bench / Team																		
	Totals		135/249	54	25/44	18/39	45/92	13/19	22/38	12/17	41	105	48	13	14	17			

No.	Name	Total Shots		6m Shots		Wing Shots		9m Shots		7m Shots		Fast Breaks		Breakthroughs	
		S/S	%	S/S	%	S/S	%	S/S	%	S/S	%	S/S	%	S/S	%
1	TAVARES Odete	28/71	39	2/11	18	4/8	50	17/25	68	0/6	0	5/19	26	0/2	0
12	BARBOSA Neyde	0/9	0	0/3	0			0/1	0	0/3	0	0/2	0		
16	PEDRO Maria	37/139	27	5/30	17	7/20	35	17/34	50	1/12	8	4/31	13	3/12	25
	Totals	65/219	30	7/44	16	11/28	39	34/60	57	1/21	5	9/52	17	3/14	21

Team Shots	Goals	Saves	Missed	Post	Blocked	Total	%
6m Shots	25	11	4	4		44	57
Wing Shots	18	14	2	5		39	46
9m Shots	45	25	9	7	6	92	49
7m Shots	13	4	1	1	n/a	19	68
Fast Breaks	22	12	1	3		38	58
Breakthroughs	12	2	1	2		17	71
Totals	135	68	18	22	6	249	54

Played		
PR	ESP	24 - 24
PR	KOR	30 - 40
PR	FRA	21 - 29
PR	DEN	22 - 38
CL	GRE	38 - 23

Number of Attacks: 330, Scoring Efficiency: 41%



CORRECTED

Cumulative Statistics

Συγκεντρωτικές Στατιστικές / Statistiques cumulées

ANG - Angola

After 5 Matches

Shots Distribution

Player	Goals	Shots	Missed	Post	Blocked
3 BENGUE I	5/5	8/10	3/6	0/2	7/11
4 LARICA B	1/6	1/1	8/8	0/2	1/3
5 TRINDADE F					
6 AMARAL R	1/2	0/2			1/3
7 JOLOLO I	1/1	3/3		0/1	1/2
8 ALMEIDA N	1/3	1/2	1/3	1/1	1/2
9 TORRES L					
10 FERNANDES I	1/2	4/4	4/4	3/3	2/3
11 KIALA L	2/2	1/1	1/3	0/1	3/3
14 PIO D	0/2	0/4	10/13	2/3	2/6
15 NETO A		2/3	3/3	1/1	2/3
18 TAVARES E	2/2	1/1	4/4	1/1	1/3

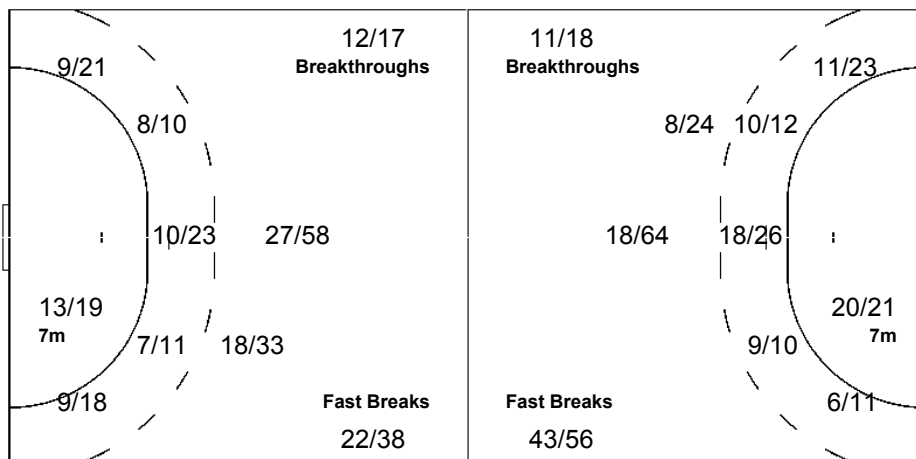
Team
Goals / Shots

Offence

Defence

Goalkeepers

12/13	4/5	20/23
13/29	1/4	18/37
37/44	7/10	23/38



Saves / Shots

6/20	9/15	4/19
9/20	5/9	6/22
9/45	7/25	9/43

1 TAVARES O

4/10	4/4	2/9
4/8	2/4	5/6
3/13	2/7	2/10

12 BARBOSA N

	0/1	
0/3	0/3	0/2

16 PEDRO M

2/10	5/10	2/10
5/12	3/5	1/16
6/29	5/15	7/31

NOTE: Correction of Venue

LEGEND	
G/S Goals / Shots	% Efficiency
S/S Saves / Shots	Wing Wing Shots
AS Assists	TF Technical Faults
YC Yellow Cards	RC Red Cards
PR Preliminary Round	QF Quarterfinal
2Min 2 Minute Suspensions	
6m 6-metre Shots	7m 7-metre Shots
FB Fast Breaks	BT Breakthroughs
ST Steals	BS Blocked Shots
n/a not applicable	PR Placement
SF Semifinal	GM Gold Medal Match
	9m 9-metre Shots
	EX Exclusions
	TP Time Played
	MP Matches Played



Cumulative Statistics

Συγκεντρωτικές Στατιστικές / Statistiques cumulées

CORRECTED

GRE - Greece

After 5 Matches

No.	Name	MP	Shots								Offence		Defence		Penalties			TP	
			G / S	%	6m	Wing	9m	7m	FB	BT	AS	TF	ST	BS	YC	2Min	RC		EX
2	PSATHA Anna	5	11/17	65	11/14					0/3		1	9	2		4	7		3:49:04
3	POIMENIDOU Eleni	5	7/9	78	2/3		1/2			4/4			4	4		2	2		1:59:44
5	POTARI Eleni	5	12/21	57	2/2	4/8	0/2			5/6	1/3	3	6	5		1	1		3:31:43
7	DOROTHEOU Georgia	5	1/10	10	0/2	1/6	0/2					6	11	3			2		2:29:29
8	VEMI Panagoula	4	0/1	0		0/1							2	1					1:29:50
9	FOTIADOU Ioanna	3	0/1	0	0/1									1		1	2		35:46
10	SKARA Vasiliki	5	8/19	42	0/1	1/2	4/13			1/1	2/2	5	18	1	1		2		2:20:37
11	GKOLIA Grigoria	5	19/53	36	1/3	1/2	6/34	11/13			0/1	12	28	1	1	1	1	2	3:06:20
12	NIKOLI Elena	5											1						2:55:21
15	SOUSA Tatiana	4	9/31	29	1/1		3/22	1/2	2/3	2/3	3	3	1	2		2			1:27:21
16	MAVROGENI Eleftheria	5											1						2:04:39
17	PATSIU Anastasia	4	6/17	35		5/13	0/2		1/2				4			2	2		2:04:09
18	MICHALOPOULOU Michaela	5	2/7	29	1/2		0/2		1/3			3	6	1	1	1	3		1:59:25
19	GIOUPI Styliani	5	19/39	49	5/8		12/26	1/2	0/2	1/1	5	12			1				2:38:35
20	THEODORIDOU Vicky	5	3/8	38		2/4			1/4			2	3		1	3	1		2:27:57
Bench / Team																			
Totals			97/233	42	23/37	14/36	26/105	13/17	15/28	6/10	38	107	23	5	14	28	1		

No.	Name	Total Shots		6m Shots		Wing Shots		9m Shots		7m Shots		Fast Breaks		Breakthroughs	
		S/S	%	S/S	%	S/S	%	S/S	%	S/S	%	S/S	%	S/S	%
12	NIKOLI Elena	32/130	25	4/18	22	6/18	33	10/35	29	3/13	23	8/32	25	1/14	7
16	MAVROGENI Eleftheria	25/89	28	3/14	21	6/16	38	10/21	48	2/9	22	4/21	19	0/8	0
Totals		57/219	26	7/32	22	12/34	35	20/56	36	5/22	23	12/53	23	1/22	5

Team Shots	Goals	Saves	Missed	Post	Blocked	Total	%
6m Shots	23	10	1	2	1	37	62
Wing Shots	14	19	1	2		36	39
9m Shots	26	48	11	6	14	105	25
7m Shots	13	3	1		n/a	17	76
Fast Breaks	15	8	1	3	1	28	54
Breakthroughs	6	2	2			10	60
Totals	97	90	17	13	16	233	42

Played		
PR	BRA	21 - 29
PR	HUN	20 - 33
PR	CHN	13 - 33
PR	UKR	20 - 29
CL	ANG	23 - 38

Number of Attacks: 302, Scoring Efficiency: 32%



Overall Team Statistics

Συνολικές Ομαδικές Στατιστικές / Statistiques générales équipe

As of 29 AUG 2004

Players

Team	MP	Total Shots		6m Shots		Wing Shots		9m Shots		7m Shots		Fast Breaks		Breakthroughs		Offence		Defence		Penalties			
		G / S	%	G / S	%	G / S	%	G / S	%	G / S	%	G / S	%	G / S	%	AS	TF	ST	BS	YC	2Min	RC	EX
ANG	5	135/249	54	25/44	57	18/39	46	45/92	49	13/19	68	22/38	58	12/17	71	41	105	48	13	14	17		
BRA	7	178/315	57	47/82	57	20/43	47	30/87	34	14/20	70	31/41	76	36/42	86	68	135	24	28	20	27		
CHN	7	182/371	49	40/65	62	25/46	54	41/146	28	30/44	68	29/47	62	17/23	74	76	96	64	5	21	32		
DEN	7	224/374	59	47/65	72	25/41	61	48/132	36	32/39	82	44/57	77	28/43	65	108	116	49	41	23	14		
ESP	7	165/324	51	32/54	59	15/37	41	44/137	32	27/33	82	25/34	74	22/29	76	65	146	50	11	22	23		
FRA	7	179/346	52	51/79	65	25/45	56	39/124	31	17/21	81	37/55	67	10/22	45	82	119	65	10	21	26		
GRE	5	97/233	42	23/37	62	14/36	39	26/105	25	13/17	76	15/28	54	6/10	60	38	107	23	5	14	28	1	
HUN	7	215/361	60	56/94	60	34/59	58	33/98	34	28/33	85	34/44	77	30/33	91	115	109	46	12	21	39		
KOR	7	229/397	58	51/75	68	47/74	64	38/126	30	31/43	72	37/48	77	25/31	81	130	123	64	13	22	30		
UKR	7	165/316	52	20/35	57	24/53	45	26/93	28	27/37	73	33/45	73	35/53	66	63	121	60	27	23	35	3	
Totals		1769/3289	54	392/630	62	247/473	52	370/1140	32	232/306	76	307/437	70	221/303	73	786	1177	493	165	201	271	4	

Goalkeepers

Team	MP	Total Shots		6m Shots		Wing Shots		9m Shots		7m Shots		Fast Breaks		Breakthroughs	
		S/S	%	S/S	%	S/S	%	S/S	%	S/S	%	S/S	%	S/S	%
ANG	5	65/219	30	7/44	16	11/28	39	34/60	57	1/21	5	9/52	17	3/14	21
BRA	7	110/302	36	10/39	26	24/53	45	56/106	53	7/37	19	9/49	18	4/18	22
CHN	7	77/252	31	15/57	26	15/40	38	28/61	46	6/26	23	9/28	32	4/40	10
DEN	7	127/309	41	20/60	33	11/34	32	66/119	55	12/31	39	7/21	33	11/44	25
ESP	7	107/303	35	20/65	31	16/47	34	35/52	67	6/32	19	18/69	26	12/38	32
FRA	7	96/278	35	19/70	27	14/47	30	41/72	57	9/33	27	8/30	27	5/26	19
GRE	5	57/219	26	7/32	22	12/34	35	20/56	36	5/22	23	12/53	23	1/22	5
HUN	7	109/287	38	20/65	31	22/46	48	46/82	56	6/29	21	10/37	27	5/28	18
KOR	7	103/299	34	19/67	28	10/27	37	56/102	55	1/27	4	6/39	15	11/37	30
UKR	7	99/251	39	25/55	45	15/41	37	51/93	55	1/28	4	4/21	19	3/13	23

LEGEND									
G/S	Goals / Shots	%	Efficiency	6m	6-metre Shots	7m	7-metre Shots	9m	9-metre Shots
S/S	Saves / Shots	Wing	Wing Shots	FB	Fast Breaks	EX	Exclusions	RC	Red Cards
AS	Assists	TF	Technical Faults	ST	Steals	BS	Blocked Shots	MP	Matches Played
YC	Yellow Cards	2Min	2 Minute Suspensions						



Team Fair Play

Ευ αγωνίζεσθαι ομάδας / Fair play équipes

As of 29 AUG 2004

Rank	Team	Points		EX	RC	2Min	YC	MP
		Avg	Total					
1	DEN - Denmark	7.3	51			14	23	7
2	ANG - Angola	9.6	48			17	14	5
3	ESP - Spain	9.7	68			23	22	7
3	FRA - France	10.4	73			26	21	7
5	BRA - Brazil	10.6	74			27	20	7
6	KOR - Korea	11.7	82			30	22	7
7	CHN - China	12.1	85			32	21	7
8	HUN - Hungary	14.1	99			39	21	7
9	GRE - Greece	15.0	75		1	14	28	5
10	UKR - Ukraine	15.4	108		3	35	23	7

NOTE: Points = (EX) x 0 + (RC) x 5 + (2Min) x 2 + (YC) x 1

LEGEND

Avg	Average per Game	EX	Exclusions	RC	Red Cards	YC	Yellow Cards
MP	Matches Played	2Min	2 Minute Suspensions				



Goalkeeper Statistics

Στατιστικές Τερματοφύλακα / Statistiques gardien de but

As of 29 AUG 2004

SHOTS (top 20)

Minimum 20% of total shots received by team

Rank	Name	Team	%	Saves	Shots	MP
1	SCHMIDT Rikke	DEN	44	86	195	7
2	BORYSENKO Nataliya	UKR	43	59	136	7
3	de PAULA Darly	BRA	40	34	85	7
3	PALINGER Katalin	HUN	40	97	240	7
5	TAVARES Odete	ANG	39	28	71	5
6	MORTENSEN Karin Oernhoej	DEN	37	36	97	7
6	SANCHEZ Eugenia	ESP	37	64	172	7
8	NICOLAS Valerie	FRA	36	57	157	5
9	MASSON Chana	BRA	35	76	217	7
9	OH Yong Ran	KOR	35	78	224	7
11	LOPEZ Elisabeth	ESP	33	43	131	7
11	MOON Kyeong Ha	KOR	33	25	75	7
11	ZASPA Larysa	UKR	33	30	92	6
14	DUDZIAK Joanne	FRA	32	39	121	7
14	FAN Jie	CHN	32	41	130	7
16	YU Geli	CHN	30	36	122	7
17	MAVROGENI Eleftheria	GRE	28	25	89	5
18	PEDRO Maria	ANG	27	37	139	5
19	NIKOLI Elena	GRE	25	32	130	5

PENALTY SHOTS (top 20)

Minimum 20% of total shots received by team

Rank	Name	Team	%	Saves	Shots	MP
1	MORTENSEN Karin Oernhoej	DEN	54	7	13	7
2	FAN Jie	CHN	33	5	15	7
3	SANCHEZ Eugenia	ESP	30	6	20	7
4	NICOLAS Valerie	FRA	29	7	24	5
4	SCHMIDT Rikke	DEN	29	5	17	7
6	PALINGER Katalin	HUN	24	5	21	7
7	MASSON Chana	BRA	23	6	26	7
7	NIKOLI Elena	GRE	23	3	13	5
9	DUDZIAK Joanne	FRA	22	2	9	7
9	MAVROGENI Eleftheria	GRE	22	2	9	5
11	SIRINA Irina	HUN	13	1	8	7
12	ZASPA Larysa	UKR	11	1	9	6
13	de PAULA Darly	BRA	9	1	11	7
13	YU Geli	CHN	9	1	11	7
15	PEDRO Maria	ANG	8	1	12	5
16	OH Yong Ran	KOR	5	1	22	7

LEGEND
MP

Matches Played

%

Efficiency



Individual Statistics

Ατομικές στατιστικές / Statistiques individuelles

As of 29 AUG 2004

GOALSCORERS (top 40)

Rank	Name	Team	Goals	Shots	%	7m Shots	MP
1	RADULOVICS Bojana	HUN	54	96	56	25 / 29	7
2	FRUELUND Katrine	DEN	50	73	68	16 / 19	7
3	LEE Sang Eun	KOR	44	60	73	20 / 26	7
4	SILVA Aline	BRA	40	70	57	9 / 13	7
5	BENGUE Ilda	ANG	38	60	63	9 / 12	5
6	WOO Sun Hee	KOR	37	50	74		7
7	LEJEUNE Leila	FRA	36	72	50	15 / 18	7
8	LYAPINA Nataliya	UKR	35	46	76	21 / 26	7
9	PUCHE Montserrat	ESP	34	47	72	20 / 24	7
10	LI Weiwei	CHN	32	62	52	10 / 16	7
10	ZHAI Chao	CHN	32	70	46	6 / 9	7
12	KULCSAR Anita	HUN	30	37	81		7
12	PECQUEUX ROLLAND Veronique	FRA	30	45	67		7
14	KIRSNER Erika	HUN	29	48	60		7
14	PIEPADE Daniela	BRA	29	44	66		7
16	DAUGAARD Line	DEN	25	33	76	1 / 1	7
16	WANG Shasha	CHN	25	54	46	13 / 18	7
18	OH Seong Ok	KOR	24	51	47		7
18	SILVA Lucila	BRA	24	39	62		7
18	TERVEL Raphaelle	FRA	24	43	56		7
21	WENDLING Isabelle	FRA	23	29	79		7
22	KIAERSKOU Lotte	DEN	22	45	49	10 / 12	6
22	MANGUE Marta	ESP	22	38	58		7
22	TOURAY Josephine	DEN	22	33	67		6
22	VERGELYUK Maryna	UKR	22	42	52		7
22	YATSENKO Olena	UKR	22	36	61		7
27	FERLING Bernadett	HUN	21	35	60		7
27	HUH Soon Young	KOR	21	28	75		7
27	JANG So Hee	KOR	21	40	53		7
30	GIOUPI Styliani	GRE	19	39	49	1 / 2	5
30	GKOLIA Grigoria	GRE	19	53	36	11 / 13	5
30	KIM Cha Youn	KOR	19	22	86	1 / 1	7
30	SANTOS Aline	BRA	19	36	53	4 / 6	7
30	WANG Min	CHN	19	30	63		7
35	BROEDSGAARD Karen	DEN	18	23	78		7
35	NASCIMENTO Alexandra Priscila	BRA	18	32	56		7

Next 5 players were tied with 17



Individual Statistics

Ατομικές στατιστικές / Statistiques individuelles

As of 29 AUG 2004

ASSISTS (top 40)

Rank	Name	Team	Assists	MP
1	OH Seong Ok	KOR	39	7
2	RADULOVICS Bojana	HUN	32	7
3	VESTERGAARD Mette	DEN	31	7
4	LEJEUNE Leila	FRA	28	7
5	LEE Sang Eun	KOR	26	7
6	GORBICZ Anita	HUN	22	7
7	CHOI Im Jeong	KOR	18	7
7	FRUELUND Katrine	DEN	18	7
9	LI Bing	CHN	17	7
10	HERBRECHT Sophie	FRA	16	7
11	FRAILE Susana	ESP	15	7
11	SILVA Lucila	BRA	15	7
11	VERGELYUK Maryna	UKR	15	7
14	KIRSNER Erika	HUN	14	7
15	GKOLIA Grigoria	GRE	12	5
15	LIM O Kyeong	KOR	12	7
15	LIU Xiaomei	CHN	12	7
15	ZHAI Chao	CHN	12	7
19	ALONSO Patricia	ESP	11	6
19	ANDERSEN Kristine	DEN	11	7
21	AMORIM Ana	BRA	10	5
21	ONCINA Noelia	ESP	10	7
21	SITI Eszter Agnes	HUN	10	7
21	TAVARES Elzira	ANG	10	5
21	TSYGITSA Olena	UKR	10	7
26	SANTOS Aline	BRA	9	7
26	WENDLING Isabelle	FRA	9	7
28	JANG So Hee	KOR	8	7
28	KIAERSKOU Lotte	DEN	8	6
28	MOON Pil Hee	KOR	8	7
28	WANG Shasha	CHN	8	7

Next 11 players were tied with 7



Individual Statistics

Ατομικές στατιστικές / Statistiques individuelles

As of 29 AUG 2004

GOALS AND ASSISTS (top 40)

Rank	Name	Team	Goals + Assists	Goals	Assists	MP
1	RADULOVICS Bojana	HUN	86	54	32	7
2	LEE Sang Eun	KOR	70	44	26	7
3	FRUELUND Katrine	DEN	68	50	18	7
4	LEJEUNE Leila	FRA	64	36	28	7
5	OH Seong Ok	KOR	63	24	39	7
6	VESTERGAARD Mette	DEN	48	17	31	7
7	SILVA Aline	BRA	47	40	7	7
8	ZHAI Chao	CHN	44	32	12	7
9	KIRSNER Erika	HUN	43	29	14	7
9	WOO Sun Hee	KOR	43	37	6	7
11	BENGUE Ilda	ANG	41	38	3	5
11	PUCHE Montserrat	ESP	41	34	7	7
13	GORBICZ Anita	HUN	39	17	22	7
13	LI Weiwei	CHN	39	32	7	7
13	SILVA Lucila	BRA	39	24	15	7
16	PECQUEUX ROLLAND Veronique	FRA	37	30	7	7
16	VERGELYUK Maryna	UKR	37	22	15	7
18	LYAPINA Nataliya	UKR	36	35	1	7
19	CHOI Im Jeong	KOR	34	16	18	7
20	KULCSAR Anita	HUN	33	30	3	7
20	WANG Shasha	CHN	33	25	8	7
22	LI Bing	CHN	32	15	17	7
22	WENDLING Isabelle	FRA	32	23	9	7
24	DAUGAARD Line	DEN	31	25	6	7
24	GKOLIA Grigoria	GRE	31	19	12	5
26	KIAERSKOU Lotte	DEN	30	22	8	6
27	JANG So Hee	KOR	29	21	8	7
27	PIE DADE Daniela	BRA	29	29		7
29	FERLING Bernadett	HUN	28	21	7	7
29	LIM O Kyeong	KOR	28	16	12	7
29	SANTOS Aline	BRA	28	19	9	7
29	TERVEL Raphaelle	FRA	28	24	4	7
33	ANDERSEN Kristine	DEN	27	16	11	7
33	FRAILE Susana	ESP	27	12	15	7
33	HERBRECHT Sophie	FRA	27	11	16	7
33	TOURAY Josephine	DEN	27	22	5	6
37	LIU Xiaomei	CHN	26	14	12	7
37	MANGUE Marta	ESP	26	22	4	7
37	YATSENKO Olena	UKR	26	22	4	7
40	ALONSO Patricia	ESP	25	14	11	6

Next 11 players were tied with 7



Individual Statistics

Ατομικές στατιστικές / Statistiques individuelles

As of 29 AUG 2004

STEALS (top 20)

Rank	Name	Team	Total	Avg	MP
1	OH Seong Ok	KOR	17	2.4	7
2	VERGELYUK Maryna	UKR	16	2.3	7
2	WENDLING Isabelle	FRA	16	2.3	7
4	HUH Soon Young	KOR	14	2.0	7
5	LI Bing	CHN	13	1.9	7
6	RADCHENKO Olena	UKR	12	1.7	7
6	TERVEL Raphaelle	FRA	12	1.7	7
8	PECQUEUX ROLLAND Veronique	FRA	11	1.6	7
8	WOO Sun Hee	KOR	11	1.6	7
10	FRUELUND Katrine	DEN	10	1.4	7
10	KIRSNER Erika	HUN	10	1.4	7
10	LIU Xiaomei	CHN	10	1.4	7
13	FERNANDES Isabel	ANG	9	1.8	5
13	MANGUE Marta	ESP	9	1.3	7
13	ONCINA Noelia	ESP	9	1.3	7
13	PIO Dionisia	ANG	9	1.8	5
13	WANG Shasha	CHN	9	1.3	7

Next 5 players were tied with total of 8

BLOCKED SHOTS (top 20)

Rank	Name	Team	Total	Avg	MP
1	SHEVCHENKO Lyudmyla	UKR	18	2.6	7
2	SANTOS Aline	BRA	15	2.1	7
3	THOMSEN Camilla Ingemann	DEN	13	1.9	7
4	SKOV Rikke	DEN	11	1.6	7
5	BROEDSGAARD Karen	DEN	9	1.3	7
6	HUH Soon Young	KOR	6	0.9	7
7	AMORIM Ana	BRA	5	1.0	5
7	DINIZ Fabiana	BRA	5	0.7	7
7	FRAILE Susana	ESP	5	0.7	7
7	FRUELUND Katrine	DEN	5	0.7	7
7	TAVARES Elzira	ANG	5	1.0	5
7	VERGELYUK Maryna	UKR	5	0.7	7
13	AMARAL Rosa	ANG	4	0.8	5
13	WENDLING Isabelle	FRA	4	0.6	7
15	BOHUS Beata	HUN	3	0.5	6
15	FERLING Bernadett	HUN	3	0.4	7
15	LI Bing	CHN	3	0.4	7
15	MONTAO Margareth	BRA	3	0.5	6

Next 11 players were tied with total of 2



Individual Statistics

Ατομικές στατιστικές / Statistiques individuelles

As of 29 AUG 2004

PENALTIES (top 40)

Rank	Name	Team	Points		EX	RC	2Min	YC	MP
			Avg	Total					
1	PSATHA Anna	GRE	3.6	18			7	4	5
2	PIEADA Daniela	BRA	2.9	20			8	4	7
2	WANG Shasha	CHN	2.9	20			8	4	7
4	LIU Yun	CHN	2.7	19			6	7	7
5	AMARAL Rosa	ANG	2.6	13			5	3	5
5	HUH Soon Young	KOR	2.6	18			6	6	7
7	LI Bing	CHN	2.4	17			7	3	7
7	PIGNICZKI Krisztina	HUN	2.4	17			7	3	7
7	SHINKARENKO Tetyana	UKR	2.4	17		1	5	2	7
7	THEODORIDOU Vicky	GRE	2.4	12		1	3	1	5
11	DINIZ Fabiana	BRA	2.3	16			5	6	7
11	KIM Cha Youn	KOR	2.3	16			7	2	7
11	RADCHENKO Olena	UKR	2.3	16		1	3	5	7
14	BOHUS Beata	HUN	2.2	13			5	3	6
15	MANGUE Marta	ESP	2.1	15			6	3	7
15	SHEVCHENKO Lyudmyla	UKR	2.1	15			5	5	7
17	FRAILE Susana	ESP	2.0	14			6	2	7
18	SITI Eszter Agnes	HUN	1.9	13			6	1	7
18	THOMSEN Camilla Ingemann	DEN	1.9	13			5	3	7
20	FERLING Bernadett	HUN	1.7	12			5	2	7
20	FOTIADOU Ioanna	GRE	1.7	5			2	1	3
20	HERBRECHT Sophie	FRA	1.7	12			4	4	7
20	KORFANTY Myriam	FRA	1.7	12			4	4	7
20	LIU Xiaomei	CHN	1.7	12			5	2	7
20	MONTAO Margareth	BRA	1.7	10			4	2	6
26	ALMEIDA Nair	ANG	1.6	8			2	4	5
26	SKOV Rikke	DEN	1.6	11			2	7	7
28	PATSIU Anastasia	GRE	1.5	6			2	2	4
29	AMORIM Ana	BRA	1.4	7			3	1	5
29	GORBICZ Anita	HUN	1.4	10			4	2	7
29	MICHALOPOULOU Michaela	GRE	1.4	7			3	1	5
29	MOON Pii Hee	KOR	1.4	10			5		7
29	SIUKALO Ganna	UKR	1.4	10			4	2	7
29	VERGELYUK Maryna	UKR	1.4	10			4	2	7
35	CHOI Im Jeong	KOR	1.3	9			2	5	7
35	FRUELUND Katrine	DEN	1.3	9			3	3	7
35	KULCSAR Anita	HUN	1.3	9			3	3	7
35	TOTH Timea	HUN	1.3	5			2	1	4

Next 4 players were tied with 1.2

NOTE: Points = (EX) x 10 + (RC) x 5 + (2Min) x 2 + (YC) x 1

LEGEND

MP	Matches Played	%	Efficiency	Avg	Average per Game	YC	Yellow Cards
RC	Red Cards	EX	Exclusions	2Min	2 Minute Suspensions		



Medallists

Κάτοχοι Μεταλ / Médaillés

GOLD	SILVER	BRONZE
<p>CRO - Croatia</p> <ul style="list-style-type: none"> 1 LOSERT Venio 2 KALEB Niksa 4 BALIC Ivano 6 LACKOVIC Blazenko 7 ZRNIC Vedran 9 VORI Igor 10 DOMINIKOVIC Davor 11 DZOMBA Mirza 12 SOLA Vlado 14 VUKOVIC Drago 15 GOLUZA Slavko 16 MATOSEVIC Valter 17 SPREM Goran 18 SPOLJARIC Denis 19 METLICIC Petar 	<p>GER - Germany</p> <ul style="list-style-type: none"> 1 FRITZ Henning 2 HENS Pascal 4 DRAGUNSKI Mark 5 KRETZSCHMAR Stefan 7 IMMEL Jan Olaf 8 SCHWARZER Christian 9 PETERSEN Klaus-Dieter 10 von BEHREN Frank 11 ZERBE Volker 12 RAMOTA Christian 13 BAUR Markus 14 ZEITZ Christian 15 JANSEN Torsten 18 STEPHAN Daniel 19 KEHRMANN Florian 	<p>RUS - Russia</p> <ul style="list-style-type: none"> 1 LAVROV Andrey 3 IVANOV Vitali 5 KULESHOV Oleg 6 KRIVOSHLYKOV Denis 8 TUCHKIN Alexandre 9 KUDINOV Vasily 10 BASHKIN Pavel 11 TORGOVANOV Dmitri 13 GORBATIKOV Alexander 15 RASTVORTSEV Alexey 16 KOSTYGOV Alexey 18 GORPICHIN Viatcheslav 19 POGORELOV Sergey 20 CHIPURIN Mikhail 23 KOKCHAROV Eduard



Team Roster

Σύνθεση της Ομάδας / Compos. équipe

BRA - Brazil
As of 13 AUG 2004

No.	Name	Pos	L/R	Height m/ft in	Weight kg/lbs	Date of Birth	Age	Club	Int'l. Matches	
									Played	Goals
2	KOJOROSKI Jaqson	LB	R	1.91 / 6'3"	92 / 203	3 JAN 1979	25	IMES, SAO CAETANO (BRA)	45	30
4	SILVA Adalberto	RW	L	1.89 / 6'2"	111 / 245	12 MAY 1979	25	METODISTA, S. BERNARDO (BRA)	15	28
5	NASCIMENTO Jose (C)	RB	L	1.84 / 6'0"	87 / 192	16 MAR 1966	38	METODISTA, S. BERNARDO (BRA)	150	650
6	ALVES JUNIOR Jair Henrique	LW	R	1.83 / 6'0"	90 / 198	1 OCT 1978	25	UNIFIL, LONDRINA (BRA)	20	55
7	RUY Renato	RW	L	1.86 / 6'1"	84 / 185	7 JUN 1979	25	HSC LANDWEHRHAGEN (GER)	39	63
8	SOUZA Bruno	LB	R	1.91 / 6'3"	95 / 209	27 JUN 1977	27	FA GOPPINGEN (GER)	90	430
9	MATOS Agberto	LB	R	1.93 / 6'4"	97 / 214	8 APR 1972	32	METODISTA, S. BERNARDO (BRA)	70	255
10	JUSTINO Helio	RW	R	1.84 / 6'0"	93 / 205	23 JUL 1972	32	METODISTA, S. BERNARDO (BRA)	100	390
11	BALDACIN Daniel	P	R	1.90 / 6'3"	95 / 209	6 MAY 1977	27	METODISTA, S. BERNARDO (BRA)	76	105
12	VASCONCELOS Alexandre	GK	R	1.94 / 6'4"	98 / 216	19 DEC 1978	25	IMES, SAO CAETANO (BRA)	42	0
14	MAZIERO Ivan Bruno	CB	R	1.81 / 5'11"	90 / 198	1 JUN 1969	35	METODISTA, S. BERNARDO (BRA)	140	485
15	REIS Eduardo Henrique	RB	L	1.90 / 6'3"	82 / 181	7 MAR 1970	34	IMES, SAO CAETANO (BRA)	84	138
16	SANTOS Marcos Paulo	GK	R	1.84 / 6'0"	92 / 203	26 MAY 1976	28	METODISTA, S. BERNARDO (BRA)	80	0
18	SANTANA Bruno	CB	R	1.83 / 6'0"	89 / 196	27 FEB 1982	22	EC PINHEIROS, S. PAULO (BRA)	28	73
20	SILVA Gustavo Henrique	CB	R	1.90 / 6'3"	89 / 196	28 APR 1979	25	EC PINHEIROS, S. PAULO (BRA)	30	47
Team average				1.88 / 6'2"	92 / 203		28.3		67.3	

Uniform Colours	Shirt	Shorts
Team 1st	YELLOW	YELLOW
Team 2nd	BLUE	BLUE
Goalkeeper 1st	GREEN	DARK BLUE
Goalkeeper 2nd	ORANGE	DARK BLUE

Officials:		
	SPINOLA Marcelo	(Team Doctor)
	FASSINA Valmir	(Coach)
	FONSECA Mauricio	(Assistant Coach)
	OLIVER Juan	(Assistant Coach)
	FUENTES FILHO Alonso	(Physiotherapist)
	RIGOLO Alberto	(Head Coach)

NOTE: Uniform numbers will be confirmed at the team managers meeting and under exceptional circumstances could still be changed right up to the start of the competition.
The player's age has been calculated based on the day of update.
Number of international matches played, includes Olympic Games, Senior and Junior World Championships and Continental Championships (other tournaments and friendly matches not included).

LEGEND							
(C)	Captain	Pos	Position	GK	Goalkeeper	LW	Left Wing
L/R	Handedness	L	Left	R	Right	B	Both
LB	Left Back	CB	Centre Back	RB	Right Back	RW	Right Wing
						P	Pivot



CORRECTED

Cumulative Statistics

Συγκεντρωτικές Στατιστικές / Statistiques cumulées

GRE - Greece
After 5 Matches

Shots Distribution

Players

Goals / Shots

2 PSATHA A

0/1		
1/1		1/2
5/6	1/1	3/4

2-Missed

3 POIMENIDOU E

1/1		
1/1		1/1
3/3		1/1

1-Post 1-Blocked

5 POTARI E

1/2	0/1	4/4
1/3		0/1
2/3		4/4

1-Missed 1-Post 1-Blocked

7 DOROTHEOU G

0/1	0/1	0/2
1/1	0/2	

1-Post 2-Blocked

8 VEMI P

0/1		

9 FOTIADOU I

		0/1

10 SKARA V

	1/2	2/3
2/3	0/1	2/2
	0/1	1/3

4-Missed

11 GKOLIA G

2/3	1/1	0/1
4/8	0/3	2/6
4/8	3/4	3/4

8-Missed 2-Post 5-Blocked

15 SOUSA T

1/3	0/1	1/1
1/8		1/3
3/5	0/1	2/4

2-Post 3-Blocked

17 PATSIU A

0/2	1/2	0/1
2/3	0/2	
3/3	0/1	

1-Missed 2-Post

18 MICHALOPOULOU M

1/1		
		0/1
1/1		0/1

2-Post 1-Blocked

19 GIOUPI S

0/1	0/1	
0/1	0/1	0/2
9/12	6/8	4/7

1-Missed 2-Post 3-Blocked

20 THEODORIDOU V

0/1	0/1	
		0/2
2/2	0/1	1/1

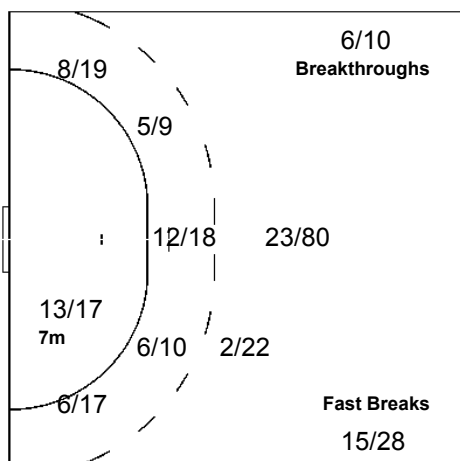
Team

Goals / Shots

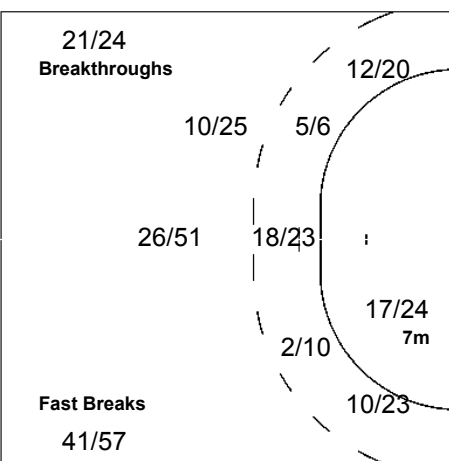
6/15	3/9	7/10
12/30	0/8	7/23
33/44	10/19	19/29

17-Missed 13-Post 16-Blocked

Offence



Defence



Goalkeepers

Saves / Shots

2/11	2/11	2/20
7/29	4/6	13/35
7/43	3/14	17/49

12 NIKOLI E

2/7	2/8	2/14
4/17	4/5	7/20
3/25	1/5	7/28

16 MAVROGENI E

0/4	0/3	0/6
3/12	0/1	6/15
4/18	2/9	10/21

NOTE: Correction of Venue

LEGEND

G/S Goals / Shots	% Efficiency	6m 6-metre Shots	7m 7-metre Shots	9m 9-metre Shots
S/S Saves / Shots	Wing Wing Shots	FB Fast Breaks	BT Breakthroughs	EX Exclusions
AS Assists	TF Technical Faults	ST Steals	BS Blocked Shots	TP Time Played
YC Yellow Cards	RC Red Cards	n/a not applicable	PR Placement	MP Matches Played
PR Preliminary Round	QF Quarterfinal	SF Semifinal	GM Gold Medal Match	
2Min 2 Minute Suspensions				



Team Roster

Σύνθεση της Ομάδας / Compos. équipe

CRO - Croatia

As of 13 AUG 2004

No.	Name	Pos	L/R	Height m/ft in	Weight kg/lbs	Date of Birth	Age	Club	Int'l. Matches	
									Played	Goals
1	LOSERT Venio	GK	R	1.91 / 6'3"	93 / 205	25 JUL 1976	28	GRANOLLERS (ESP)	104	
2	KALEB Niksa	LW	R	1.84 / 6'0"	86 / 190	9 MAR 1973	31	HC ZAGREB (CRO)	40	91
4	BALIC Ivano	CB	R	1.89 / 6'2"	91 / 201	1 APR 1979	25	PORTLAND S. ANTONIO (ESP)	57	154
6	LACKOVIC Blazenko	LB	R	1.95 / 6'5"	92 / 203	25 DEC 1980	23	SG FLENSBURG-HANDEWITT (GER)	44	136
7	ZRNIC Vedran	RW	L	1.88 / 6'2"	80 / 176	26 SEP 1979	24	HC GORENJE VELENJE (SLO)	70	177
9	VORI Igor	P	R	2.02 / 6'8"	92 / 203	20 SEP 1980	23	HC ZAGREB (CRO)	28	34
10	DOMINIKOVIC Davor	LB	R	2.03 / 6'8"	100 / 220	7 APR 1978	26	KRONAU OSTRINGEN (GER)	83	150
11	DZOMBA Mirza	RW	L	1.90 / 6'3"	86 / 190	28 FEB 1977	27	BM CIUDAD REAL (ESP)	113	359
12	SOLA Vlado	GK	R	1.94 / 6'4"	94 / 207	17 NOV 1968	35	HC FOTEX VESZPREM (HUN)	87	
14	VUKOVIC Drago			1.94 / 6'4"	85 / 187	3 AUG 1983	21	HC ZAGREB (CRO)	4	
15	GOLUZA Slavko (C)	CB	R	1.95 / 6'5"	98 / 216	17 SEP 1971	32	HC FOTEX VESZPREM (HUN)	186	519
16	MATOSEVIC Valter	GK		1.93 / 6'4"	90 / 198	11 JUN 1970	34	WILHELMSHAVENER HV (GER)	164	2
17	SPREM Goran	LW	R	1.83 / 6'0"	85 / 187	6 JUL 1979	25	HC ZAGREB (CRO)	40	107
18	SPOLJARIC Denis	CB	R	1.94 / 6'4"	96 / 212	20 AUG 1979	24	HC ZAGREB (CRO)	43	23
19	METLICIC Petar	RB	L	1.94 / 6'4"	94 / 207	25 DEC 1976	27	HC ADEMAR LEON (ESP)	83	238
Team average				1.93 / 6'4"	91 / 200		27.0		76.4	

Uniform Colours

Team 1st	RED
Team 2nd	WHITE
Goalkeeper 1st	GREEN
Goalkeeper 2nd	RED

Shorts

WHITE
RED
BLACK
BLUE

Officials:

CERVAR Lino	(Head Coach)
SMAJLAGIC Irfan	(Coach)
SAKRADZIJA Milorad	(Physiotherapist)
PEHAREC Stanislav	(Physiotherapist)
UDOVICIC Ivica	(Team Leader)

NOTE: Uniform numbers will be confirmed at the team managers meeting and under exceptional circumstances could still be changed right up to the start of the competition.
The player's age has been calculated based on the day of update.
Number of international matches played, includes Olympic Games, Senior and Junior World Championships and Continental Championships (other tournaments and friendly matches not included).

LEGEND	Pos	Position	GK	Goalkeeper	LW	Left Wing	RW	Right Wing
(C)	Captain		R	Right	B	Both	P	Pivot
L/R	Handedness	L	RB	Right Back				
LB	Left Back	CB						



Team Roster

Σύνθεση της Ομάδας / Compos. équipe

EGY - Egypt
As of 14 AUG 2004

No.	Name	Pos	L/R	Height m/ft in	Weight kg/lbs	Date of Birth	Age	Club	Int'l. Matches	
									Played	Goals
1	SHARAF ELDIN Mohamad	GK	R	1.86 / 6'1"	102 / 225	23 DEC 1974	29	ZAMALEK, CAIRO (EGY)	186	
2	MOHAMED Abdalla	LB	R	1.92 / 6'4"	90 / 198	26 AUG 1978	25	ZAMALEK, CAIRO (EGY)	10	
6	EL AHMAR Ahmed	RW	L	1.85 / 6'1"	85 / 187	27 JAN 1984	20	ZAMALEK, CAIRO (EGY)	23	
7	HUSSEIN Saber	RB	L	1.94 / 6'4"	88 / 194	20 FEB 1974	30	AHLY, CAIRO (EGY)	212	
8	FAHIM Wael	P	R	1.80 / 5'11"	80 / 176	1 JAN 1976	28	ZAMALEK, CAIRO (EGY)	12	
10	MOEMEN Sherif (C)	RW	L	1.85 / 6'1"	82 / 181	29 APR 1974	30	AVIATION, CAIRO (EGY)	277	
11	YOUSSEF Ramy	LW	R	1.80 / 5'11"	80 / 176	13 MAR 1980	24	ZAMALEK, CAIRO (EGY)	43	
12	NAKIB Mohamed	GK	R	1.92 / 6'4"	92 / 203	6 APR 1974	30	OLYMPI, ALEXANDRIA (EGY)	226	
13	KARAM Mahmoud	RB	L	1.95 / 6'5"	106 / 234	17 NOV 1982	21	AHLY, CAIRO (EGY)	15	
14	RAGAB Marwan	P	R	1.92 / 6'4"	96 / 212	3 AUG 1974	30	SPORTING, ALEXANDRIA (EGY)	209	
15	ABDEL SALAM Mohamed	LB	R	1.90 / 6'3"	86 / 190	12 JAN 1982	22	ZAMALEK, CAIRO (EGY)	25	
17	KESHK Mohamed	LW	R	1.88 / 6'2"	88 / 194	18 APR 1980	24	AVIATION, CAIRO (EGY)	45	
18	EL FAKHARANY Hany	CB	R	1.96 / 6'5"	90 / 198	6 APR 1978	26	AHLY, CAIRO (EGY)	29	
19	YOSRY Hassan	CB	R	1.80 / 5'11"	83 / 183	10 MAY 1978	26	ZAMALEK, CAIRO (EGY)	49	
20	ZAKY Hussein	LB	R	1.90 / 6'3"	85 / 187	1 MAR 1979	25	B.M. CIUDAD REAL (ESP)	132	
Team average				1.88 / 6'2"	89 / 196		26.0		99.5	

Uniform Colours	Shirt	Shorts
Team 1st	WHITE	RED
Team 2nd	RED	WHITE
Goalkeeper 1st	RED	BLUE, BLACK
Goalkeeper 2nd	BLUE	BLUE

Officials:	Name	Role
	ABDEL KADER Alaa El	(Assistant Coach)
	BELAL Ahmed	(Coach)
	NOUR EL DIM Essam	(Physiotherapist)
	LOMMEL Jorn-Uwe (GER)	(Head Coach)
	RASHED Mohamed-Moutaz	(Team Doctor)
	LABIB Hussein	(Team Leader)

NOTE: Uniform numbers will be confirmed at the team managers meeting and under exceptional circumstances could still be changed right up to the start of the competition.
The player's age has been calculated based on the day of update.
Number of international matches played, includes Olympic Games, Senior and Junior World Championships and Continental Championships (other tournaments and friendly matches not included).

LEGEND	(C)	Pos	Position	GK	Goalkeeper	LW	Left Wing	RW	Right Wing
		L/R	Handedness	R	Right	B	Both	P	Pivot
		LB	Left Back	RB	Right Back				



Team Roster

Σύνθεση της Ομάδας / Compos. équipe

FRA - France

As of 13 AUG 2004

No.	Name	Pos	L/R	Height m/ft in	Weight kg/lbs	Date of Birth	Age	Club	Int'l. Matches	
									Played	Goals
1	PLOQUIN Yohann	GK	R	1.90 / 6'3"	97 / 214	31 MAY 1978	26	TOULOUSE MB (FRA)	36	
2	FERNANDEZ Jerome	LB	R	1.99 / 6'6"	106 / 234	7 MAR 1977	27	FC BARCELONE (ESP)	161	666
3	DINART Didier	P	R	1.97 / 6'6"	104 / 229	18 JAN 1977	27	B.M. CIUDAD REAL (ESP)	182	85
4	BURDET Cedric	RB	L	1.95 / 6'5"	98 / 216	15 NOV 1974	29	VFL GUMMERSBACH (GER)	153	366
5	GILLE Guillaume	CB	R	1.92 / 6'4"	97 / 214	12 JUL 1976	28	HSV HAMBURG (GER)	151	449
6	GILLE Bertrand	P	R	1.87 / 6'2"	98 / 216	24 MAR 1978	26	HSV HAMBURG (GER)	142	427
7	KERVADEC Gueric	P	R	1.98 / 6'6"	107 / 236	9 JAN 1972	32	US CRETEIL (FRA)	191	476
8	NARCISSE Daniel	LB	R	1.89 / 6'2"	90 / 198	16 DEC 1979	24	CHAMBERY SAVOIE (FRA)	74	200
9	ANQUETIL Gregory	RW	L	1.78 / 5'10"	79 / 174	14 DEC 1970	33	MONTPELLIER HB (FRA)	144	377
11	GIRAULT Olivier	LW	R	1.83 / 6'0"	86 / 190	22 FEB 1973	31	PARIS SGHB (FRA)	146	285
13	KARABATIC Nikola	LB	R	1.95 / 6'5"	102 / 225	11 APR 1984	20	MONTPELLIER HB (FRA)	29	130
16	OMEYER Thierry	GK	R	1.92 / 6'4"	83 / 183	2 NOV 1976	27	MONTPELLIER HB (FRA)	91	
17	RICHARDSON Jackson (C)	CB	R	1.86 / 6'1"	86 / 190	16 JUN 1969	35	PORTLAND S. ANTONIO (ESP)	389	752
18	ABATI Joel	RW	L	1.90 / 6'3"	85 / 187	25 APR 1971	33	SC MAGDEBURG (GER)	107	276
21	GUIGOU Michael	LW	R	1.79 / 5'10"	78 / 172	28 JAN 1982	22	MONTPELLIER HB (FRA)	16	42
Team average				1.90 / 6'3"	93 / 205		28.0		134.1	

Uniform Colours	Shirt	Shorts
Team 1st	BLUE	BLUE
Team 2nd	WHITE	WHITE
Goalkeeper 1st	BLACK	BLACK
Goalkeeper 2nd	YELLOW	BLACK

Officials:		
	ONESTA Claude	(Head Coach)
	NOUET Sylvain	(Coach)
	BARBOT Michel	(Assistant Coach)
	MABIRE Jean Christophe	(Physiotherapist)
	KERSTEN Patrick	(Physiotherapist)
	ROATTINO Jean Pierre	(Team Doctor)

NOTE: Uniform numbers will be confirmed at the team managers meeting and under exceptional circumstances could still be changed right up to the start of the competition.
The player's age has been calculated based on the day of update.
Number of international matches played, includes Olympic Games, Senior and Junior World Championships and Continental Championships (other tournaments and friendly matches not included).

LEGEND									
(C)	Captain	Pos	Position	GK	Goalkeeper	LW	Left Wing	RW	Right Wing
L/R	Handedness	L	Left	R	Right	B	Both	P	Pivot
LB	Left Back	CB	Centre Back	RB	Right Back				



Team Roster

Σύνθεση της Ομάδας / Compos. équipe

GER - Germany

As of 22 AUG 2004

No.	Name	Pos	L/R	Height m/ft in	Weight kg/lbs	Date of Birth	Age	Club	Int'l. Matches	
									Played	Goals
1	FRITZ Henning	GK	R	1.89 / 6'2"	89 / 196	21 SEP 1974	29	THW KIEL (GER)	146	
2	HENS Pascal	LB	R	2.03 / 6'8"	94 / 207	26 MAR 1980	24	HSV HAMBURG (GER)	68	184
4	DRAGUNSKI Mark	P	R	2.14 / 7'0"	126 / 278	22 DEC 1970	33	VFL GUMMERSBACH (GER)	102	165
5	KRETZSCHMAR Stefan	LW	R	1.90 / 6'3"	95 / 209	17 FEB 1973	31	SC MAGDEBURG (GER)	205	756
7	IMMEL Jan Olaf	LB	R	2.02 / 6'8"	105 / 231	14 MAR 1976	28	SG WALLAU MASSENHEIM (GER)	91	147
8	SCHWARZER Christian	P	R	1.96 / 6'5"	98 / 216	23 OCT 1969	34	TBV LEMGO (GER)	287	869
9	PETERSEN Klaus-Dieter	P	R	1.98 / 6'6"	98 / 216	6 NOV 1968	35	THW KIEL (GER)	327	251
10	von BEHREN Frank	LB	L	1.98 / 6'6"	97 / 214	28 SEP 1976	27	VFL GUMMERSBACH (GER)	111	261
11	ZERBE Volker	RB	L	2.11 / 6'11"	97 / 214	30 JUN 1968	36	TBV LEMGO (GER)	278	756
12	RAMOTA Christian	GK	R	2.00 / 6'7"	100 / 220	14 APR 1973	31	TBV LEMGO (GER)	130	
13	BAUR Markus (C)	CB	R	1.90 / 6'3"	88 / 194	22 JAN 1971	33	TBV LEMGO (GER)	170	528
14	ZEITZ Christian	RB	L	1.86 / 6'1"	88 / 194	18 NOV 1980	23	THW KIEL (GER)	70	202
15	JANSEN Torsten	LW	R	1.85 / 6'1"	90 / 198	23 DEC 1976	27	HSV HAMBURG (GER)	41	86
18	STEPHAN Daniel	LB	R	1.98 / 6'6"	98 / 216	3 AUG 1973	31	TBV LEMGO (GER)	168	526
19	KEHRMANN Florian	RW	L	1.85 / 6'1"	87 / 192	26 JUN 1977	27	TBV LEMGO (GER)	117	382
Team average				1.96 / 6'5"	97 / 213		29.9		154.1	

Uniform Colours

Team 1st	BLACK
Team 2nd	YELLOW
Goalkeeper 1st	RED
Goalkeeper 2nd	BLUE

Shorts

BLACK
BLACK
BLACK
BLACK

Officials:

BRAND Heiner	(Head Coach)
HALLMAIER Berthold	(Team Doctor)
WRONA Urban	(Physiotherapist)
HAHN Wolfgang	(Physiotherapist)
STEMBERG Uwe	(Team Leader)
BREDEMEIER Horst	(Team Leader)
LOEHR Frank	(Coach)

NOTE: Uniform numbers will be confirmed at the team managers meeting and under exceptional circumstances could still be changed right up to the start of the competition.
The player's age has been calculated based on the day of update.
Number of international matches played, includes Olympic Games, Senior and Junior World Championships and Continental Championships (other tournaments and friendly matches not included).

LEGEND									
(C)	Captain	Pos	Position	GK	Goalkeeper	LW	Left Wing	RW	Right Wing
L/R	Handedness	L	Left	R	Right	B	Both	P	Pivot
LB	Left Back	CB	Centre Back	RB	Right Back				



CORRECTED

Team Roster

Σύνθεση της Ομάδας / Compos. équipe

GRE - Greece

As of 27 AUG 2004

No.	Name	Pos	L/R	Height m/ft in	Weight kg/lbs	Date of Birth	Age	Club	Int'l. Matches	
									Played	Goals
2	VOGLIS Evangelos	LW	R	1.80 / 5'11"	70 / 154	17 DEC 1977	26	DJURGARDO, STOCKHOLM (SWE)	35	50
4	TZIMOURTOS Dimitrios	RW	L	1.72 / 5'8"	76 / 168	10 FEB 1981	23	FILIPPOS A.C., VERIA (GRE)	47	78
6	VASILAKIS Alexandros	RB	L	1.98 / 6'6"	93 / 205	8 AUG 1979	25	WILHELMSHAVENER HV (GER)	55	80
7	ZARAVINAS Giorgos	LW	R	1.82 / 6'0"	82 / 181	13 JUN 1976	28	PANELLINIOS, ATHENS (GRE)	63	73
8	CHATSATOURIAN Gregor	LW	R	1.75 / 5'9"	75 / 165	19 APR 1977	27	DOUKAS, ATHENS (GRE)	41	28
9	BALOMENOS Spyros	LB	R	1.95 / 6'5"	94 / 207	28 FEB 1979	25	GUIF, STOCHOLM (SWE)	67	140
10	KOKOLODIMITRAKIS Nikolaos	P	R	2.00 / 6'7"	102 / 225	7 APR 1981	23	IONIKOS, ATHENS (GRE)	75	50
11	GRAMMATIKOS Nikolaos (C)	CB	R	1.90 / 6'3"	94 / 207	13 OCT 1969	34	PANELLINIOS, ATHENS (GRE)	155	135
12	KAFFATOS Dimitrios	GK	R	1.94 / 6'4"	90 / 198	20 MAR 1976	28	IONIKOS, ATHENS (GRE)	58	0
13	ZIVOULOVIC Sasa	CB	R	1.87 / 6'2"	86 / 190	14 APR 1972	32	DOUKAS, ATHENS (GRE)	4	
14	TROUPIS Andreas	LB	R	1.95 / 6'5"	97 / 214	5 APR 1973	31	PANELLINIOS, ATHENS (GRE)	46	57
16	CHRYSOPOULOS Jiotsa	GK	R	1.91 / 6'3"	99 / 218	29 JUL 1969	35	PARAKALDO, BILBAO (ESP)	25	0
17	CHALKIDIS Giorgos	P	R	1.96 / 6'5"	98 / 216	13 MAY 1977	27	PANELLINIOS, ATHENS (GRE)	81	105
19	ALVANOS Alexis	RB	L	1.97 / 6'6"	88 / 194	9 APR 1980	24	PANELLINIOS, ATHENS (GRE)	78	138
20	KARYPIDIS Savvas	RW	L	1.83 / 6'0"	88 / 194	23 MAY 1979	25	FILIPPOS A.C., VERIA (GRE)	66	130

Team average

1.89 / 6'2"

89 / 196

27.5

59.7

Uniform Colours

Team 1st

Team 2nd

Goalkeeper 1st

Goalkeeper 2nd

Shirt

WHITE

BLUE

RED/BLACK

GREEN/BLACK

Shorts

WHITE

BLUE

BLACK

BLACK

Officials:

MOUTSELOS Ilias (Assistant Coach)
KALAVAZIS-KARAVOUZIS Pavlos (Physiotherapist)
ARVANITIS Ioannis (Coach)
SCHEFVERT Ulf Hakan (SWE) (Head Coach)
GKANTIS Konstantinos (Team Leader)

NOTE: Uniform numbers will be confirmed at the team managers meeting and under exceptional circumstances could still be changed right up to the start of the competition.
The player's age has been calculated based on the day of update.
Number of international matches played, includes Olympic Games, Senior and Junior World Championships and Continental Championships (other tournaments and friendly matches not included).
Name spelling correction of Number 2

LEGEND	(C)	Pos	Position	GK	Goalkeeper	LW	Left Wing	RW	Right Wing
	Captain	L	Left	R	Right	B	Both	P	Pivot
	Handedness	LB	Left Back	RB	Right Back				



Team Roster

Σύνθεση της Ομάδας / Compos. équipe

HUN - Hungary

As of 13 AUG 2004

No.	Name	Pos	L/R	Height m/ft in	Weight kg/lbs	Date of Birth	Age	Club	Int'l. Matches	
									Played	Goals
1	SZATHMARI Janos	GK	R	1.85 / 6'1"	93 / 205	25 MAR 1969	35	TATABANYA-CARBONEX KC (HUN)	293	2
2	HARSANYI Gergely Janos	RW	L	1.91 / 6'3"	89 / 196	3 MAY 1981	23	PESTSZENTLORINC (HUN)	16	20
3	ILYES Ferenc	LB	R	1.98 / 6'6"	96 / 212	20 DEC 1981	22	PICK SZEGED (HUN)	24	23
4	CSASZAR Gabor	CB	R	1.87 / 6'2"	87 / 192	16 JUN 1984	20	DUNAFERR SE (HUN)	17	31
5	MEZEI Richard	P	R	1.98 / 6'6"	132 / 291	23 OCT 1970	33	PICK SZEGED (HUN)	176	270
6	MOCSAI Tamas	RB	L	1.96 / 6'5"	93 / 205	9 DEC 1978	25	PFADI WINTERTHUR (SUI)	56	146
7	GAL Gyula	P	R	1.93 / 6'4"	115 / 254	18 AUG 1976	27	FOTEX KCV, VESZPREM (HUN)	72	96
8	IVANCSIK Gergo	LW	R	1.90 / 6'3"	88 / 194	30 NOV 1981	22	FOTEX KCV, VESZPREM (HUN)	60	98
12	FAZEKAS Nandor	GK	R	1.92 / 6'4"	93 / 205	16 OCT 1976	27	TUS N-LUBBECKE (GER)	85	1
13	DIAZ Ivo	CB	R	1.90 / 6'3"	90 / 198	10 MAY 1972	32	FOTEX KCV, VESZPREM (HUN)	22	69
14	PEREZ Carlos	LB	R	1.97 / 6'6"	98 / 216	26 AUG 1971	32	FOTEX KCV, VESZPREM (HUN)	28	166
15	PASZTOR Istvan (C)	LW	R	1.92 / 6'4"	86 / 190	5 JUN 1971	33	FOTEX KCV, VESZPREM (HUN)	207	793
17	LALUSKA Balazs	RB	L	2.02 / 6'8"	102 / 225	20 JUN 1981	23	PICK SZEGED (HUN)	55	72
19	NAGY Laszlo	RB	L	2.08 / 6'10"	111 / 245	3 MAR 1981	23	F.C. BARCELONA (ESP)	63	248
24	LENDVAY Peter	CB	R	1.92 / 6'4"	96 / 212	15 SEP 1976	27	OCRAVIO PIOLETES VIGO (ESP)	49	63
Team average				1.94 / 6'4"	98 / 216		26.9		81.5	

Uniform Colours

Team 1st
Team 2nd
Goalkeeper 1st
Goalkeeper 2nd

Shirt
WHITE
RED
GREY
RED

Shorts
WHITE
RED
BLACK
BLACK

Officials:

SKALICZKY Laszlo (Head Coach)
FARKAS Jozsef (Coach)
ERDELYI Gabor (Team Doctor)
KLEMBUTZ Ferenc (Physiotherapist)

NOTE: Uniform numbers will be confirmed at the team managers meeting and under exceptional circumstances could still be changed right up to the start of the competition.
The player's age has been calculated based on the day of update.
Number of international matches played, includes Olympic Games, Senior and Junior World Championships and Continental Championships (other tournaments and friendly matches not included).

LEGEND	Pos	Position	GK	Goalkeeper	LW	Left Wing	RW	Right Wing
(C)	Captain							
L/R	Handedness	L	R	Right	B	Both	P	Pivot
LB	Left Back	CB	RB	Right Back				



Team Roster

Σύνθεση της Ομάδας / Compos. équipe

ISL - Iceland

As of 13 AUG 2004

No.	Name	Pos	L/R	Height m/ft in	Weight kg/lbs	Date of Birth	Age	Club	Int'l. Matches	
									Played	Goals
1	ERADZE Roland	GK	R	1.90 / 6'3"	92 / 203	7 MAY 1971	33	VALUR, REYKJAVIK (ISL)	19	
2	SIGHVATSSON Robert	P	R	1.90 / 6'3"	86 / 190	13 NOV 1972	31	WETZLAR (GER)	159	239
3	ANDRESSON Kristjan	CB	R	1.82 / 6'0"	84 / 185	27 MAR 1981	23	GUIF ESKILSTUNA (SWE)	8	13
4	JONSSON Einar Orn	RW	L	1.83 / 6'0"	85 / 187	28 DEC 1976	27	WALLAU MASSENHEIM (GER)	95	222
5	SIGURDSSON Sigfus	P	R	1.98 / 6'6"	117 / 258	7 MAY 1975	29	SC MAGDEBURG (GER)	79	219
6	SIGURDSSON Dagur (C)	LB	R	1.93 / 6'4"	89 / 196	3 APR 1973	31	A1 BEGRENZ (AUT)	185	355
8	GYLFASON Gylfi	RW	L	1.77 / 5'10"	78 / 172	22 SEP 1977	26	WILHELMSHAVENER HV (GER)	18	20
9	SIGURDSSON Gudjon Valur	LW	R	1.88 / 6'2"	84 / 185	8 AUG 1979	25	TUSEM ESSEN (GER)	106	399
10	GUDJONSSON Snorri Steinn	CB	R	1.88 / 6'2"	82 / 181	17 OCT 1981	22	TV GROSSWALLSTADT (GER)	49	97
11	STEFANSSON Olafur	RB	L	1.96 / 6'5"	94 / 207	3 JUL 1973	31	B.M. CIUDAD REAL (ESP)	197	903
12	HRAFNEKELSSON Gudmundur	GK	R	1.90 / 6'3"	95 / 209	22 JAN 1965	39	KRONAU OSTRINGEN (GER)	396	0
13	SIGTRYGGSSON Runar	LB	R	1.94 / 6'4"	95 / 209	7 APR 1972	32	THSV EISENACH (GER)	110	100
15	HALLGRIMSSON Asgeir Orn	RB	L	1.90 / 6'3"	88 / 194	17 FEB 1984	20	HAUKAR (ISL)	24	33
17	GARCIA PADRON Jalesky	LB	R	1.94 / 6'4"	100 / 220	28 JAN 1975	29	FA GOPPINGEN (GER)	21	58
18	GUNNARSSON Robert	P	R	1.92 / 6'4"	97 / 214	22 MAY 1980	24	ARHUS (DEN)	30	57
Team average				1.90 / 6'3"	91 / 201		28.1		99.7	

Uniform Colours

Team 1st
Team 2nd
Goalkeeper 1st
Goalkeeper 2nd

Shirt

BLUE
RED
RED, YELLOW
RED, YELLOW

Shorts

BLUE
RED
BLACK
BLACK

Officials:

GUDMUNDSSON Gudmundur (Head Coach)
RAFNSSON Elis Thor (Physiotherapist)
RAGNARSDOTTIR Ingibjorg (Physiotherapist)
MAGNUSSON Gunnar (AA09)
THORVARDARSON Einar (Coach)
JONSSON Brynjolfur (Team Doctor)

NOTE: Uniform numbers will be confirmed at the team managers meeting and under exceptional circumstances could still be changed right up to the start of the competition.
The player's age has been calculated based on the day of update.
Number of international matches played, includes Olympic Games, Senior and Junior World Championships and Continental Championships (other tournaments and friendly matches not included).

LEGEND	Pos	Position	GK	Goalkeeper	LW	Left Wing	RW	Right Wing
(C)	Captain		R	Right	B	Both	P	Pivot
L/R	Handedness	L	RB	Right Back				
LB	Left Back	CB						



Team Roster

Σύνθεση της Ομάδας / Compos. équipe

KOR - Korea

As of 13 AUG 2004

No.	Name	Pos	L/R	Height m/ft in	Weight kg/lbs	Date of Birth	Age	Club	Int'l. Matches	
									Played	Goals
1	HAN Kyung-Tai	GK	R	1.91 / 6'3"	86 / 190	11 APR 1975	29	BERN MURI (SUI)	63	
5	KIM Tea-Wan	LW	R	1.83 / 6'0"	83 / 183	15 FEB 1980	24	CHUNGCHEONG HB (KOR)	3	
6	KIM Sung-Heon	RW	L	1.89 / 6'2"	82 / 181	2 SEP 1974	29	DAIDO STEEL (JPN)	21	
7	YOON Kyung-Min	LB	R	1.93 / 6'4"	80 / 176	31 OCT 1979	24	CHUNGCHEONG HB (KOR)	41	
8	LIM Duk-Jun	LB	R	1.86 / 6'1"	78 / 172	30 AUG 1980	23	DOOSAN CORP. (KOR)		
9	CHOI Seung-Wook	RB	L	1.82 / 6'0"	85 / 187	13 MAR 1976	28	DOOSAN CORP. (KOR)		
10	PARK Chan-Yong	P	R	1.89 / 6'2"	76 / 168	1 JAN 1980	24	HC KOROSA (KOR)		
11	OH Yun-Suk	LB	R	1.96 / 6'5"	95 / 209	1 MAR 1984	20	SUNGKYUNKWAN UNIV. (KOR)		
12	LEE Chang-Woo	GK	R	1.87 / 6'2"	87 / 192	12 MAY 1983	21	KYUNGHEE UNIVERSITY (KOR)		
13	YOON Kyung-Shin	RB	L	2.03 / 6'8"	95 / 209	7 JUL 1973	31	VFL GUMMERSBACH (GER)	92	
14	PARK Min-Chul (C)	P	R	1.91 / 6'3"	81 / 179	23 DEC 1974	29	CHUNGCHEONG HB (KOR)		
15	LEE Tea-Young	LW	R	1.74 / 5'9"	72 / 159	25 NOV 1977	26	HC KOROSA (KOR)		
17	LEE Jae-Woo	CB	L	1.82 / 6'0"	86 / 190	28 SEP 1979	24	HC KOROSA (KOR)	45	
19	Ji Seung-Hyun	RW	L	1.79 / 5'10"	71 / 157	7 JAN 1979	25	DOOSAN CORP. (KOR)		
20	PAEK Won-Chul	CB	R	1.80 / 5'11"	83 / 183	10 JAN 1977	27	DAIDO STEEL (JPN)	66	
Team average				1.87 / 6'2"	83 / 182		25.6		47.3	

Uniform Colours	Shirt	Shorts
Team 1st	RED	RED
Team 2nd	BLUE, (3rd WHITE)	BLUE, (3rd WHITE)
Goalkeeper 1st	BLUE	BLUE
Goalkeeper 2nd	RED (3rd WHITE)	RED (3rd WHITE)

Officials:	KIM Tae-Hoon	(Head Coach)
	OH Se Il	(Coach)

NOTE: Uniform numbers will be confirmed at the team managers meeting and under exceptional circumstances could still be changed right up to the start of the competition.
The player's age has been calculated based on the day of update.
Number of international matches played, includes Olympic Games, Senior and Junior World Championships and Continental Championships (other tournaments and friendly matches not included).

LEGEND	Pos	Position	GK	Goalkeeper	LW	Left Wing	RW	Right Wing
(C)	Captain							
L/R	Handedness	L	Left	R	Right	B	Both	P
LB	Left Back	CB	Centre Back	RB	Right Back			



Team Roster

Σύνθεση της Ομάδας / Compos. équipe

RUS - Russia

As of 13 AUG 2004

No.	Name	Pos	L/R	Height m/ft in	Weight kg/lbs	Date of Birth	Age	Club	Int'l. Matches	
									Played	Goals
1	LAVROV Andrey (C)	GK	R	1.97 / 6'6"	94 / 207	26 MAR 1962	42	KRONAU OSTRINGEN (GER)	312	1
3	IVANOV Vitali	CB	R	1.94 / 6'4"	90 / 198	3 FEB 1976	28	CHEKHOVSKIE MEDVEDI (RUS)	104	292
5	KULESHOV Oleg	CB	R	1.84 / 6'0"	95 / 209	15 APR 1974	30	SC MAGDEBURG (GER)	114	376
6	KRIVOSHLYKOV Denis	RW	L	1.82 / 6'0"	76 / 168	10 MAY 1971	33	ADEMAR LEON (ESP)	123	345
8	TUCHKIN Alexandre	RB	L	2.03 / 6'8"	106 / 234	15 JUL 1964	40	FILIPOUS VERIA (GRE)	84	279
9	KUDINOV Vasily			1.95 / 6'5"	100 / 220	17 FEB 1969	35	LUKOIL DINAMO (RUS)	181	608
10	BASHKIN Pavel	RW	R	1.87 / 6'2"	88 / 194	1 SEP 1978	25	LUKOIL DINAMO (RUS)	19	46
11	TORGOVANOV Dmitri	P	R	2.00 / 6'7"	106 / 234	5 JAN 1972	32	TUSEM ESSEN (GER)	208	593
13	GORBATIKOV Alexander	CB	R	1.88 / 6'2"	87 / 192	4 JUN 1982	22	LUKOIL DINAMO (RUS)	16	10
15	RASTVORTSEV Alexey	LB	R	2.00 / 6'7"	118 / 260	8 AUG 1978	26	CHEKHOVSKIE MEDVEDI (RUS)	101	404
16	KOSTYGOV Alexey	GK	R	1.92 / 6'4"	98 / 216	5 JUL 1973	31	CHEKHOVSKIE MEDVEDI (RUS)	24	0
18	GORPICHIN Viatcheslav	RB	R	2.00 / 6'7"	110 / 243	20 JAN 1970	34	TSG FRIESENHEIM (GER)	202	90
19	POGORELOV Sergey	RB	R	2.00 / 6'7"	112 / 247	2 JUN 1974	30	B.M. CIUDAD REAL (ESP)	183	439
20	CHIPURIN Mikhail	P	R	1.90 / 6'3"	105 / 231	17 NOV 1980	23	CHEKHOVSKIE MEDVEDI (RUS)	28	72
23	KOKCHAROV Eduard	LW	R	1.85 / 6'1"	92 / 203	4 NOV 1975	28	CELE PIVOVARNA (SLO)	144	699
Team average				1.93 / 6'4"	98 / 217		30.6		122.9	

Uniform Colours	Shirt	Shorts
Team 1st	RED	RED
Team 2nd	BLUE	BLUE
Goalkeeper 1st	MULTY	
Goalkeeper 2nd	MULTY	

Officials:		
	MAKSIMOV Vladimir	(Head Coach)
	DRATCHEV Anatoli	(Coach)
	BORISOV Viatcheslav	(Team Doctor)
	PRILUTSKY Mikhail	(Physiotherapist)
	REZNIKOV Yury	(Team Leader)

NOTE: Uniform numbers will be confirmed at the team managers meeting and under exceptional circumstances could still be changed right up to the start of the competition.
The player's age has been calculated based on the day of update.
Number of international matches played, includes Olympic Games, Senior and Junior World Championships and Continental Championships (other tournaments and friendly matches not included).

LEGEND									
(C)	Captain	Pos	Position	GK	Goalkeeper	LW	Left Wing	RW	Right Wing
L/R	Handedness	L	Left	R	Right	B	Both	P	Pivot
LB	Left Back	CB	Centre Back	RB	Right Back				



Team Roster

Σύνθεση της Ομάδας / Compos. équipe

SLO - Slovenia

As of 13 AUG 2004

No.	Name	Pos	L/R	Height m/ft in	Weight kg/lbs	Date of Birth	Age	Club	Int'l. Matches	
									Played	Goals
1	PODPECAN Dusan	GK	R	1.96 / 6'5"	92 / 203	12 OCT 1975	28	GORENJE, VELENJE (SLO)	49	0
2	KOZLINA Miladin	LB	R	1.97 / 6'6"	107 / 236	11 FEB 1983	21	CELJE PIVOVARNA LASKO (SLO)	28	71
4	VUGRINEC Renato	RB	L	1.95 / 6'5"	98 / 216	9 JUN 1975	29	CELJE PIVOVARNA LASKO (SLO)	152	514
5	JOVICIC Zoran	LW	R	1.84 / 6'0"	80 / 176	4 NOV 1976	27	PREVENT SLOVENJ GRADEC (SLO)	83	193
6	KASTELIC Andrej	LW	R	1.85 / 6'1"	85 / 187	6 APR 1971	33	PRULE 67, LJUBLJANA (SLO)	141	362
7	KAVTICNIK Vid	LW	R	1.91 / 6'3"	80 / 176	24 MAY 1984	20	GORENJE, VELENJE (SLO)	35	88
8	OSTIR Marko	P	R	1.94 / 6'4"	97 / 214	7 JUN 1977	27	GORENJE, VELENJE (SLO)	49	23
9	NATEK Jure	RB	L	1.93 / 6'4"	93 / 205	30 MAR 1982	22	CELJE PIVOVARNA LASKO (SLO)	26	43
13	TOMSIC Tomaz	P	R	1.91 / 6'3"	98 / 216	17 AUG 1972	31	IVRY, PARIS (FRA)	186	389
14	RUTENKA Siarhei	LB	R	1.98 / 6'6"	95 / 209	29 AUG 1981	22	CELJE PIVOVARNA LASKO (SLO)	1	1
15	PAJOVIC Ales	LB	R	1.97 / 6'6"	95 / 209	6 JAN 1979	25	CIUDAD REAL (ESP)	130	514
16	LAPAJNE Beno (C)	GK	R	2.00 / 6'7"	97 / 214	10 JUN 1973	31	GOLD CLUB, KIZINA (SLO)	147	0
17	BRUMEN Matjaz	RW	L	1.90 / 6'3"	79 / 174	23 DEC 1982	21	CELJE PIVOVARNA LASKO (SLO)	49	112
18	ZORMAN Uros	CB	R	1.89 / 6'2"	90 / 198	9 JAN 1980	24	CELJE PIVOVARNA LASKO (SLO)	65	153
20	ZVIZEJ Luka	RW	L	1.84 / 6'0"	82 / 181	9 DEC 1980	23	F.C. BARCELONA (ESP)	50	126
Team average				1.92 / 6'4"	91 / 201		25.6		79.4	

Uniform Colours

Team 1st
Team 2nd
Goalkeeper 1st
Goalkeeper 2nd

Shirt

WHITE, GREEN, WHITE
WHITE, BLUE, GREEN
RED, BLUE
YELLOW, BLUE

Shorts

BLUE
WHITE
BLUE
BLUE

Officials:

MESESNEL Dusan (Physiotherapist)
TISELJ Tone (Head Coach)
LAPAJNE Aleksander (Coach)
SIBILA Marko (Coach)
POLIMAC Dusan (Team Doctor)
JANKOVIC Damijan (Team Leader)

NOTE: Uniform numbers will be confirmed at the team managers meeting and under exceptional circumstances could still be changed right up to the start of the competition.
The player's age has been calculated based on the day of update.
Number of international matches played, includes Olympic Games, Senior and Junior World Championships and Continental Championships (other tournaments and friendly matches not included).

LEGEND	(C)	Pos	Position	GK	Goalkeeper	LW	Left Wing	RW	Right Wing
(C)	Captain	Pos	Position	GK	Goalkeeper	LW	Left Wing	RW	Right Wing
L/R	Handedness	L	Left	R	Right	B	Both	P	Pivot
LB	Left Back	CB	Centre Back	RB	Right Back				



Team Roster

Σύνθεση της Ομάδας / Compos. équipe

ESP - Spain

As of 13 AUG 2004

No.	Name	Pos	L/R	Height m/ft in	Weight kg/lbs	Date of Birth	Age	Club	Int'l. Matches	
									Played	Goals
1	HOMBRADOS Jose	GK	R	1.97 / 6'6"	98 / 216	7 APR 1972	32	B.M. CIUDAD REAL (ESP)	102	1
2	ENTRERRIOS Alberto	LB	R	1.92 / 6'4"	100 / 220	7 NOV 1976	27	B.M. CIUDAD REAL (ESP)	94	274
6	O'CALLAGHAN Xavier	LW	R	1.86 / 6'1"	80 / 176	2 MAR 1972	32	F.C. BARCELONA (ESP)	78	119
8	BELAUSTEGUI Jon	RB	L	1.95 / 6'5"	100 / 220	19 MAR 1979	25	HSV HAMBURG (GER)	27	67
9	GARRALDA Mateo (C)	RB	L	1.96 / 6'5"	102 / 225	1 DEC 1969	34	PORTLAND S. ANTONIO (ESP)	188	480
10	DUJSHEBAEV Talant	CB	R	1.83 / 6'0"	93 / 205	2 JUN 1968	36	B.M. CIUDAD REAL (ESP)	151	533
11	LOZANO Demetrio	CB	R	1.96 / 6'5"	100 / 220	26 SEP 1975	28	THW KIEL (GER)	149	325
13	HERNANDEZ Fernando	RW	L	1.85 / 6'1"	85 / 187	24 FEB 1973	31	F.C. BARCELONA (ESP)	98	275
14	PEREZ Juan	P	R	2.02 / 6'8"	100 / 220	3 JAN 1974	30	PORTLAND S. ANTONIO (ESP)	149	230
15	COLON Manuel	P	R	1.95 / 6'5"	103 / 227	18 FEB 1977	27	ADEMAR LEON (ESP)	77	139
16	BARRUFET David	GK	R	1.97 / 6'6"	100 / 220	4 JUN 1970	34	F.C. BARCELONA (ESP)	182	1
17	GARCIA Juan	LW	R	1.76 / 5'9"	75 / 165	28 AUG 1977	26	ADEMAR LEON (ESP)	44	132
18	ROMERO Iker	LB	R	1.96 / 6'5"	100 / 220	15 JUN 1980	24	F.C. BARCELONA (ESP)	53	126
19	URIOS Rolando	P	R	1.93 / 6'4"	105 / 231	27 JAN 1971	33	B.M. CIUDAD REAL (ESP)	6	20
20	ORTEGA Antonio	RW	L	1.84 / 6'0"	86 / 190	14 JUL 1971	33	F.C. BARCELONA (ESP)	136	467
Team average				1.92 / 6'3"	95 / 210		30.1		102.3	

Uniform Colours	Shirt	Shorts
Team 1st	RED	BLUE
Team 2nd	WHITE	WHITE
Goalkeeper 1st	BLACK	BLACK
Goalkeeper 2nd	ORANGE	

Officials:		
	ARGILES Cesar	(Head Coach)
	BROCATE Feliz	(Team Leader)
	CALVILLO Jose	(Team Doctor)
	KAZEMI Alireza	(Physiotherapist)
	TUDELA Carlos	(Coach)

NOTE: Uniform numbers will be confirmed at the team managers meeting and under exceptional circumstances could still be changed right up to the start of the competition.
The player's age has been calculated based on the day of update.
Number of international matches played, includes Olympic Games, Senior and Junior World Championships and Continental Championships (other tournaments and friendly matches not included).

LEGEND									
(C)	Captain	Pos	Position	GK	Goalkeeper	LW	Left Wing	RW	Right Wing
L/R	Handedness	L	Left	R	Right	B	Both	P	Pivot
LB	Left Back	CB	Centre Back	RB	Right Back				



Final Summary

τελικός συγκεντρωτικός πίνακας / Résumé final

As of 29 AUG 2004

Group A

Rank	Team	Pts	MP	W	T	L	GF	GA	Diff.
1	CRO	10	5	5	0	0	146	129	17
2	ESP	8	5	4	0	1	154	137	17
3	KOR	4	5	2	0	3	148	148	0
4	RUS	4	5	2	0	3	145	145	0
5	ISL	2	5	1	0	4	143	158	-15
6	SLO	2	5	1	0	4	130	149	-19

Team	CRO	ESP	KOR	RUS	ISL	SLO
CRO		30 - 22	29 - 26	26 - 25	34 - 30	27 - 26
ESP	22 - 30		31 - 30	29 - 26	31 - 23	41 - 28
KOR	26 - 29	30 - 31		35 - 32	34 - 30	23 - 26
RUS	25 - 26	26 - 29	32 - 35		34 - 30	28 - 25
ISL	30 - 34	23 - 31	30 - 34	30 - 34		30 - 25
SLO	26 - 27	28 - 41	26 - 23	25 - 28	25 - 30	

Group B

Rank	Team	Pts	MP	W	T	L	GF	GA	Diff.
1	FRA	10	5	5	0	0	135	108	27
2	HUN	8	5	4	0	1	132	124	8
3	GER	6	5	3	0	2	139	110	29
4	GRE	4	5	2	0	3	117	130	-13
5	BRA	2	5	1	0	4	105	133	-28
6	EGY	0	5	0	0	5	110	133	-23

Team	FRA	HUN	GER	GRE	BRA	EGY
FRA		26 - 23	27 - 22	29 - 25	31 - 17	22 - 21
HUN	23 - 26		30 - 29	26 - 22	20 - 19	33 - 28
GER	22 - 27	29 - 30		28 - 18	34 - 21	26 - 14
GRE	25 - 29	22 - 26	18 - 28		26 - 22	26 - 25
BRA	17 - 31	19 - 20	21 - 34	22 - 26		26 - 22
EGY	21 - 22	28 - 33	14 - 26	25 - 26	22 - 26	

Classification

Date	Start Time	Teams	Phase	Match No.	Result
TUE 24 AUG	09:30	SLO - EGY	Placement 11-12	31	30 - 24
	11:30	BRA - ISL	Placement 9-10	32	25 - 29
	14:30	KOR - HUN	Quarterfinal	35	25 - 30
	16:30	CRO - GRE	Quarterfinal	33	33 - 27
	19:30	GER - ESP	Quarterfinal	34	32 - 30
	21:30	FRA - RUS	Quarterfinal	36	24 - 26
FRI 27 AUG	09:30	ESP - FRA	Placement 5-8	38	27 - 29
	11:30	GRE - KOR	Placement 5-8	37	29 - 24
	14:30	CRO - HUN	Semifinal	39	33 - 31
	16:30	GER - RUS	Semifinal	40	21 - 15
SAT 28 AUG	14:30	KOR - ESP	Placement 7-8	41	24 - 31
	19:30	GRE - FRA	Placement 5-6	42	15 - 33
	21:30	HUN - RUS	Bronze Medal Match	43	26 - 28
SUN 29 AUG	16:45	CRO - GER	Gold Medal Match	44	26 - 24

Final Standings

Medal	Rank	Team
Gold	1	CRO - Croatia
Silver	2	GER - Germany
Bronze	3	RUS - Russia
	4	HUN - Hungary
	5	FRA - France
	6	GRE - Greece
	7	ESP - Spain
	8	KOR - Korea
	9	ISL - Iceland
	10	BRA - Brazil
	11	SLO - Slovenia
	12	EGY - Egypt

NOTE: "tbd **" time of the matches will be determined after the participating are known.

LEGEND	Pts	MP	W	L	T
Points	Goals For	Matches Played	Won	Lost	Ties
GF	GA	Goals Against	Diff	Goal Difference	



Results

Αποτελέσματα / Résultats

Match No: 01

ESP 31 - 30 KOR
(17-12) (14-18)

Referees: (11) BAVAS F / (12) MIGAS S (GRE)

RUNNING SCORE

ESP - KOR

ESP - Spain

Players		Shots								Penalties			
No.	Name	G/S	%	6m	Wing	9m	7m	FB	BT	YC	2Min	RC	EX
1	HOMBRADOS Jose												
2	ENTRERRIOS Alberto	5/7	71	2/2	0/2	1/1			2/2				
6	O'CALLAGHAN Xavier	0/1	0	0/1									
9	GARRALDA Mateo	2/5	40		1/3	0/1		1/1			1		
10	DUJSHEBAEV Talant	4/8	50		0/2	4/6					1		
11	LOZANO Demetrio									1	3	1	
13	HERNANDEZ Fernando	4/7	57	1/2	1/2			2/3		1	1		
14	PEREZ Juan									1			
15	COLON Manuel	4/5	80	2/3				1/1	1/1				
16	BARRUFET David												
17	GARCIA Juan	6/9	67	1/2	3/4		2/3				1		
18	ROMERO Iker	1/1	100						1/1		1		
19	URIOS Rolando	2/6	33	2/5	0/1								
20	ORTEGA Antonio	3/5	60	1/1		0/1	1/1	0/1	1/1				
Bench / Team													
Totals		31/54	57	9/16	5/14	5/9	3/4	4/6	5/5	3	8	1	

Goalkeepers		Saves							
No.	Name	S/S	%	6m	Wing	9m	7m	FB	BT
1	HOMBRADOS Jose	0/2	0	0/2					
16	BARRUFET David	14/42	33	3/12	2/7	5/13	3/5	1/3	0/2
Totals		14/44	32	3/14	2/7	5/13	3/5	1/3	0/2

KOR - Korea

Players		Shots								Penalties			
No.	Name	G/S	%	6m	Wing	9m	7m	FB	BT	YC	2Min	RC	EX
1	HAN Kyung-Tai	0/1	0			0/1							
5	KIM Tea-Wan	1/2	50		1/1			0/1					
6	KIM Sung-Heon	4/7	57	2/2	2/3	0/1		0/1					
7	YOON Kyung-Min	1/2	50	1/1		0/1				1			
8	LIM Duk-Jun												
9	CHOI Seung-Wook												
10	PARK Chan-Yong												
12	LEE Chang-Woo												
13	YOON Kyung-Shin	6/15	40	2/4		4/8	0/3				1	1	
14	PARK Min-Chul	2/2	100	2/2									
15	LEE Tea-Young	5/6	83		2/3		2/2	1/1			1		
17	LEE Jae-Woo	5/5	100	2/2		2/2			1/1	1			
19	JI Seung-Hyun												
20	PAEK Won-Chul	6/12	50	2/4		2/5		1/2	1/1	1	1		
Bench / Team										1			
Totals		30/52	58	11/15	5/7	8/18	2/5	2/5	2/2	4	3	1	

Goalkeepers		Saves							
No.	Name	S/S	%	6m	Wing	9m	7m	FB	BT
1	HAN Kyung-Tai	17/47	36	5/14	7/12	3/8	0/2	2/6	0/5
12	LEE Chang-Woo	1/2	50				1/2		
Totals		18/49	37	5/14	7/12	3/8	1/4	2/6	0/5

1st Half	
0 (2') 1	PAEK W
0 (4') 2	PAEK W
0 (5') 3	PAEK W
1 (5') 3	HERNANDEZ F
2 (6') 3	COLON M
2 (7') 4	YOON K
3 (8') 4	ENTRERRIOS A
4 (8') 4	COLON M
5 (10') 4	GARRALDA M
6 (12') 4	GARCIA J
7 (13') 4	HERNANDEZ F
8 (15') 4	GARCIA J
8 (16') 5	KIM S
9 (17') 5	GARRALDA M
10 (18') 5	ENTRERRIOS A
10 (18') 6	KIM T
11 (21') 6	ORTEGA A
11 (22') 7	YOON K
12 (22') 7	DUJSHEBAEV T
12 (24') 8	LEE J
13 (24') 8	ENTRERRIOS A
13 (25') 9	LEE J
14 (26') 9	URIOS R
15 (27') 9	ENTRERRIOS A
15 (28') 10	YOON K
15 (29') 11	KIM S
16 (29') 11	ORTEGA A
16 (29') 12	LEE T
17 (30') 12	ORTEGA A
2nd Half	
18 (31') 12	DUJSHEBAEV T
19 (33') 12	GARCIA J
19 (33') 13	KIM S
20 (34') 13	DUJSHEBAEV T
21 (35') 13	GARCIA J
21 (35') 14	LEE T
22 (36') 14	COLON M
22 (37') 15	YOON K
22 (38') 16	LEE J
23 (39') 16	DUJSHEBAEV T
23 (39') 17	LEE J
23 (40') 18	YOON K
23 (41') 19	PARK M
24 (42') 19	ENTRERRIOS A
24 (42') 20	YOON K
25 (43') 20	HERNANDEZ F
25 (43') 21	LEE T
25 (44') 22	PARK M
25 (45') 23	LEE T
25 (45') 24	LEE T
26 (46') 24	GARCIA J
26 (47') 25	KIM S
26 (47') 26	LEE J
27 (48') 26	ROMERO I
28 (49') 26	URIOS R
28 (51') 27	PAEK W
29 (53') 27	COLON M
29 (56') 28	YOON K
30 (56') 28	GARCIA J
31 (59') 28	HERNANDEZ F
31 (59') 29	PAEK W
31 (60') 30	PAEK W

LEGEND

G/S	Goals / Shots	%	Efficiency	6m	6-metre Shots	7m	7-metre Shots	9m	9-metre Shots
S/S	Saves / Shots	Wing	Wing Shots	FB	Fast Breaks	BT	Breakthroughs	EX	Exclusions
YC	Yellow Cards	RC	Red Cards	2Min	2 Minute Suspensions				
+	2 Minute + 2 Minute Suspensions								



CORRECTED

Match Team Statistics

Ομαδικές Στατιστικές Αγώνα / Statistiques du match par équipe

Match No: 01

ESP 31 - 30 KOR
(17-12) (14-18)

Referees: (11) BAVAS F / (12) MIGAS S (GRE)

ESP - Spain

Players		Shots								Offence		Defence		Penalties				TP
No.	Name	G/S	%	6m	Wing	9m	7m	FB	BT	AS	TF	ST	BS	YC	2Min	RC	EX	
1	HOMBRADOS Jose																	01:12
2	ENTRERRIOS Alberto	5/7	71	2/2	0/2	1/1			2/2	1	2							33:41
6	O'CALLAGHAN Xavier	0/1	0	0/1														17:11
9	GARRALDA Mateo	2/5	40		1/3	0/1		1/1		4	1	3	1		1			45:59
10	DUJSHEBAEV Talant	4/8	50		0/2	4/6				2	3				1			31:01
11	LOZANO Demetrio									1	1	2	1	1	3	1		34:34
13	HERNANDEZ Fernando	4/7	57	1/2	1/2			2/3				1		1	1			42:41
14	PEREZ Juan									1	1		4	1				28:03
15	COLON Manuel	4/5	80	2/3				1/1	1/1		1							28:12
16	BARRUFET David										1	1						58:48
17	GARCIA Juan	6/9	67	1/2	3/4		2/3			3		1			1			48:02
18	ROMERO Iker	1/1	100						1/1		1				1			13:08
19	URIOS Rolando	2/6	33	2/5	0/1						2							19:55
20	ORTEGA Antonio	3/5	60	1/1		0/1	1/1	0/1	1/1		2	1						17:33
Bench / Team																		
Totals		31/54	57	9/16	5/14	5/9	3/4	4/6	5/5	12	15	9	6	3	8	1		

Goalkeepers		Total Shots		6m Shots		Wing Shots		9m Shots		7m Shots		Fast Breaks		Breakthroughs	
No.	Name	S/S	%	S/S	%	S/S	%	S/S	%	S/S	%	S/S	%	S/S	%
1	HOMBRADOS Jose	0/2	0	0/2	0										
16	BARRUFET David	14/42	33	3/12	25	2/7	29	5/13	38	3/5	60	1/3	33	0/2	0
Totals		14/44	32	3/14	21	2/7	29	5/13	38	3/5	60	1/3	33	0/2	0

Team Shots	Goals	Saves	Missed	Post	Blocked	Total	%
6m Shots	9	5	2			16	56
Wing Shots	5	7	2			14	36
9m Shots	5	3	1			9	56
7m Shots	3	1			n/a	4	75
Fast Breaks	4	2				6	67
Breakthroughs	5					5	100
Totals	31	18	5			54	57

Number of Attacks: 66, Scoring Efficiency: 47%



CORRECTED

Match Team Statistics

Ομαδικές Στατιστικές Αγώνα / Statistiques du match par équipe

Match No: 01

ESP 31 - 30 KOR
(17-12) (14-18)

Referees: (11) BAVAS F / (12) MIGAS S (GRE)

ESP - Spain

Shots Distribution

Players

Goals / Shots

2 ENTRERRIOS A

		2/2
0/1		
1/1		2/2

6 O'CALLAGHAN X

1-Missed

9 GARRALDA M

1/2		1/1

2-Missed

10 DUJSHEBAEV T

0/2		1/2
2/2		1/2

11 LOZANO D

13 HERNANDEZ F

1/1	0/1	0/1
1/1		1/1
0/1	1/1	

14 PEREZ J

15 COLON M

3/4	1/1	

17 GARCIA J

1/1	1/2	
1/1		
2/3	0/1	1/1

18 ROMERO I

		1/1

19 URIOS R

		0/1
1/1		1/2

2-Missed

20 ORTEGA A

1/2		
2/2		0/1

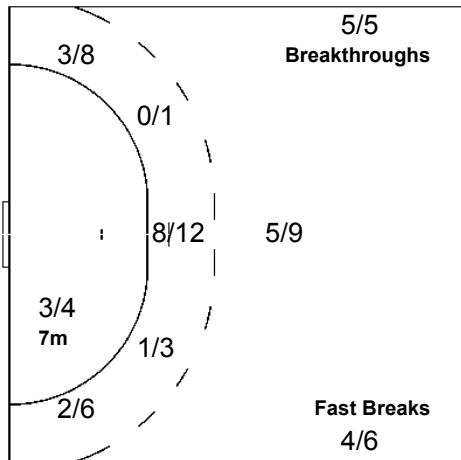
Team

Goals / Shots

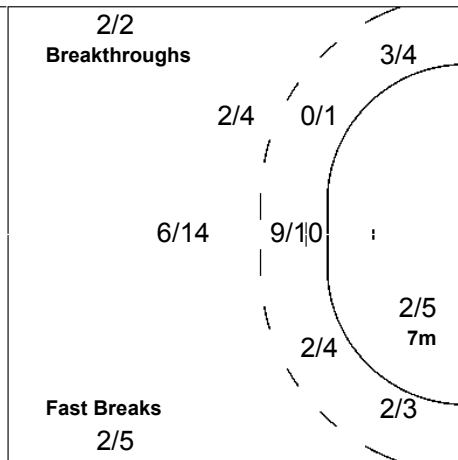
3/4	1/3	3/4
2/5		2/4
12/16	2/3	6/9

5-Missed

Offence



Defence



Goalkeepers

Saves / Shots

1/3		4/6
5/8		2/3
0/11	1/4	1/9

1 HOMBRADOS J

0/1		
0/1		

16 BARRUFET D

1/3		4/6
5/7		2/3
0/10	1/4	1/9



CORRECTED

Match Team Statistics

Ομαδικές Στατιστικές Αγώνα / Statistiques du match par équipe

Match No: 01

ESP 31 - 30 KOR
(17-12) (14-18)

Referees: (11) BAVAS F / (12) MIGAS S (GRE)

KOR - Korea

No.	Name	Shots								Offence		Defence		Penalties			TP	
		G/S	%	6m	Wing	9m	7m	FB	BT	AS	TF	ST	BS	YC	2Min	RC		EX
1	HAN Kyung-Tai	0/1	0			0/1												59:29
5	KIM Tea-Wan	1/2	50		1/1			0/1				1						31:18
6	KIM Sung-Heon	4/7	57	2/2	2/3	0/1		0/1		1	1						60:00	
7	YOON Kyung-Min	1/2	50	1/1		0/1				1	6	2		1			34:25	
8	LIM Duk-Jun																03:31	
9	CHOI Seung-Wook																00:40	
10	PARK Chan-Yong																	
12	LEE Chang-Woo																00:31	
13	YOON Kyung-Shin	6/15	40	2/4		4/8	0/3			5	3	2			1	1	43:02	
14	PARK Min-Chul	2/2	100	2/2						1	1						49:27	
15	LEE Tea-Young	5/6	83		2/3		2/2	1/1							1		29:04	
17	LEE Jae-Woo	5/5	100	2/2		2/2			1/1	2	2	1		1			49:22	
19	JI Seung-Hyun																	
20	PAEK Won-Chul	6/12	50	2/4		2/5		1/2	1/1	1	3	1		1	1		59:11	
	Bench / Team													1				
	Totals	30/52	58	11/15	5/7	8/18	2/5	2/5	2/2	11	16	7		4	3	1		

No.	Name	Total Shots		6m Shots		Wing Shots		9m Shots		7m Shots		Fast Breaks		Breakthroughs	
		S/S	%	S/S	%	S/S	%	S/S	%	S/S	%	S/S	%	S/S	%
1	HAN Kyung-Tai	17/47	36	5/14	36	7/12	58	3/8	38	0/2	0	2/6	33	0/5	0
12	LEE Chang-Woo	1/2	50							1/2	50				
	Totals	18/49	37	5/14	36	7/12	58	3/8	38	1/4	25	2/6	33	0/5	0

Team Shots	Goals	Saves	Missed	Post	Blocked	Total	%
6m Shots	11	3	1			15	73
Wing Shots	5	2				7	71
9m Shots	8	5	1		4	18	44
7m Shots	2	3			n/a	5	40
Fast Breaks	2	1	1	1		5	40
Breakthroughs	2					2	100
Totals	30	14	3	1	4	52	58

Number of Attacks: 65, Scoring Efficiency: 46%



CORRECTED

Match Team Statistics

Ομαδικές Στατιστικές Αγώνα / Statistiques du match par équipe

Match No: 01

ESP 31 - 30 KOR
(17-12) (14-18)

Referees: (11) BAVAS F / (12) MIGAS S (GRE)

KOR - Korea

Shots Distribution

Players

Goals / Shots

5 KIM T	6 KIM S	7 YOON K	8 LIM D	9 CHOI S	10 PARK C
0/1	0/1				
1/1	2/2	1/1			
	1-Post 1-Blocked				
13 YOON K	14 PARK M	15 LEE T	17 LEE J	19 JI S	20 PAEK W
1/1	1/1	1/1			
1/4		0/1	1/1		1/2
0/1	1/1	2/2	1/1		4/4
		1/1	1/1		2-Missed 3-Blocked

Team

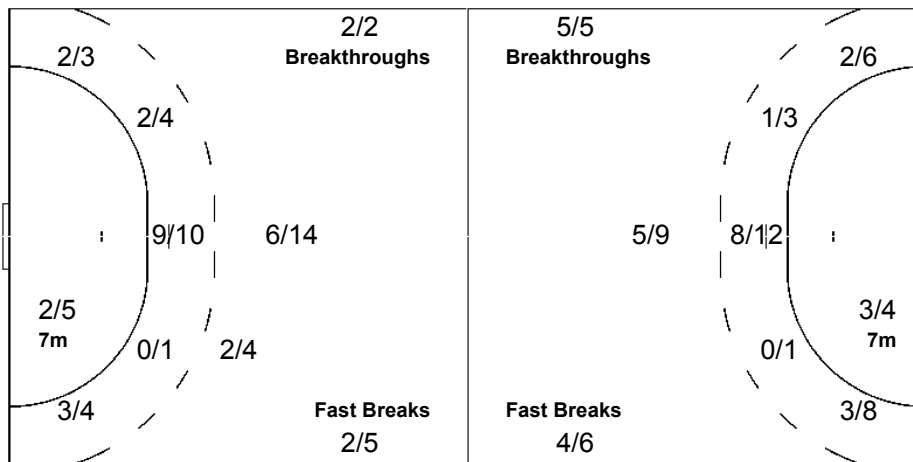
Offence

Defence

Goalkeepers

Goals / Shots

2/3	2/6
3/8	1/3
11/11	8/9
3-Missed 1-Post 4-Blocked	



Saves / Shots

1/4	2/3	1/4
3/5	1/3	2/4
4/16	1/3	3/9

1 HAN K

1/3	1/2	1/4
3/5	1/3	2/4
4/16	1/3	3/9

12 LEE C

0/1	1/1	

LEGEND

G/S Goals / Shots	% Efficiency	6m 6-metre Shots	7m 7-metre Shots	9m 9-metre Shots
S/S Saves / Shots	Wing Wing Shots	FB Fast Breaks	BT Breakthroughs	EX Exclusions
AS Assists	TF Technical Faults	ST Steals	BS Blocked Shots	TP Time Played
YC Yellow Cards	RC Red Cards	n/a not applicable	2Min 2 Minute Suspensions	
+ 2 Minute + 2 Minute Suspensions				



Results

Αποτελέσματα / Résultats

Match No: 03

RUS 28 - 25 SLO
(16-13) (12-12)

Referees: (7) BORD G / (8) BUY O (FRA)

RUNNING SCORE

RUS - SLO

RUS - Russia

Players		Shots								Penalties			
No.	Name	G/S	%	6m	Wing	9m	7m	FB	BT	YC	2Min	RC	EX
1	LAVROV Andrey												
3	IVANOV Vitali	1/1	100						1/1		1		
5	KULESHOV Oleg	1/2	50	1/2							1		
6	KRIVOSHLYKOV Denis	7/9	78	0/1	5/6			2/2			1		
8	TUCHKIN Alexandre	2/7	29	0/2	0/1	2/4							
9	KUDINOV Vasily	1/2	50	1/1	0/1								
11	TORGOVANOVA Dmitri	2/2	100	1/1	1/1					1	3	1	
13	GORBATIKOV Alexander												
15	RASTVORTSEV Alexey	2/6	33	0/1	1/2	0/2			1/1	1	1		
16	KOSTYGOV Alexey												
18	GORPICHIN Viatcheslav												
19	POGORELOV Sergey										1		
20	CHIPURIN Mikhail	3/3	100	2/2	1/1								
23	KOKCHAROV Eduard	9/10	90	1/1	1/2		3/3	4/4					
Bench / Team													
Totals		28/42	67	6/11	9/14	2/6	3/3	6/6	2/2	2	8	1	

Goalkeepers		Saves							
No.	Name	S/S	%	6m	Wing	9m	7m	FB	BT
1	LAVROV Andrey								
16	KOSTYGOV Alexey	15/40	38	0/2	3/5	10/17	1/3	1/7	0/6
Totals		15/40	38	0/2	3/5	10/17	1/3	1/7	0/6

SLO - Slovenia

Players		Shots								Penalties			
No.	Name	G/S	%	6m	Wing	9m	7m	FB	BT	YC	2Min	RC	EX
1	PODPECAN Dusan												
2	KOZLINA Miladin	0/1	0					0/1		1	2		
4	VUGRINEC Renato	3/6	50			1/4			2/2				
5	JOVICIC Zoran	1/1	100		1/1						1		
6	KASTELIC Andrej	4/4	100		1/1			3/3			1		
7	KAVTICNIK Vid	0/2	0			0/2							
8	OSTIR Marko												
13	TOMSIC Tomaz	1/2	50	0/1				1/1		1	1		
14	RUTENKA Sjarhei	4/9	44		0/2	3/6			1/1		1		
15	PAJOVIC Ales	3/9	33			2/8		1/1		1	1		
16	LAPAJNE Beno												
17	BRUMEN Matjaz	4/7	57	1/1	0/2		2/3	1/1			1		
18	ZORMAN Uros	3/4	75	1/1		0/1			2/2		1		
20	ZVIZEJ Luka	2/3	67			1/2			1/1				
Bench / Team													
Totals		25/48	52	2/3	2/6	7/23	2/3	6/7	6/6	3	9		

Goalkeepers		Saves							
No.	Name	S/S	%	6m	Wing	9m	7m	FB	BT
1	PODPECAN Dusan	0/4	0	0/2			0/1	0/1	
16	LAPAJNE Beno	11/35	31	4/8	4/13	3/5	0/2	0/5	0/2
Totals		11/39	28	4/10	4/13	3/5	0/3	0/6	0/2

1st Half	
0 (2')	1 VUGRINEC R
0 (3')	2 PAJOVIC A
1 (4')	2
2 (5')	2
2 (5')	3 JOVICIC Z
3 (5')	3
3 (8')	4 VUGRINEC R
4 (9')	4
4 (10')	5 PAJOVIC A
4 (11')	6 TOMSIC T
5 (12')	6
6 (14')	6
6 (15')	7 KASTELIC A
7 (15')	7
8 (16')	7
9 (18')	7
10 (18')	7
10 (19')	8 KASTELIC A
11 (20')	8
11 (21')	9 KASTELIC A
11 (21')	10 PAJOVIC A
12 (23')	10
12 (25')	11 RUTENKA S
13 (27')	11
14 (27')	11
14 (28')	12 RUTENKA S
15 (28')	12
15 (29')	13 RUTENKA S
16 (29')	13

2nd Half	
16 (31')	14 VUGRINEC R
17 (32')	14
18 (35')	14
19 (37')	14
19 (38')	15 BRUMEN M
19 (40')	16 BRUMEN M
20 (41')	16
20 (43')	17 ZVIZEJ L
20 (45')	18 ZVIZEJ L
21 (45')	18
21 (47')	19 BRUMEN M
22 (49')	19
23 (50')	19
23 (50')	20 ZORMAN U
23 (53')	21 ZORMAN U
24 (53')	21
25 (55')	21
25 (55')	22 RUTENKA S
25 (56')	23 KASTELIC A
25 (56')	24 BRUMEN M
26 (57')	24
27 (57')	24
28 (58')	24
28 (59')	25 ZORMAN U

LEGEND									
G/S	Goals / Shots	%	Efficiency	6m	6-metre Shots	7m	7-metre Shots	9m	9-metre Shots
S/S	Saves / Shots	Wing	Wing Shots	FB	Fast Breaks	BT	Breakthroughs	EX	Exclusions
YC	Yellow Cards	RC	Red Cards	2Min	2 Minute Suspensions				
+	2 Minute + 2 Minute Suspensions								



Match Team Statistics

Ομαδικές Στατιστικές Αγώνα / Statistiques du match par équipe

Match No: 03

RUS 28 - 25 SLO
(16-13) (12-12)

Referees: (7) BORD G / (8) BUY O (FRA)

RUS - Russia

Players		Shots								Offence		Defence		Penalties				TP
No.	Name	G/S	%	6m	Wing	9m	7m	FB	BT	AS	TF	ST	BS	YC	2Min	RC	EX	
1	LAVROV Andrey																	
3	IVANOV Vitali	1/1	100						1/1		1				1			23:06
5	KULESHOV Oleg	1/2	50	1/2							3	1			1			38:27
6	KRIVOSHLYKOV Denis	7/9	78	0/1	5/6			2/2		2					1			59:25
8	TUCHKIN Alexandre	2/7	29	0/2	0/1	2/4				2	3							22:27
9	KUDINOV Vasily	1/2	50	1/1	0/1					1	2							08:35
11	TORGOVANOV Dmitri	2/2	100	1/1	1/1						5	2	3	1	3	1		49:12
13	GORBATIKOV Alexander																	
15	RASTVORTSEV Alexey	2/6	33	0/1	1/2	0/2			1/1		1			1	1			30:40
16	KOSTYGOV Alexey																	60:00
18	GORPICHIN Viatcheslav												1					24:01
19	POGORELOV Sergey									2			1		1			30:01
20	CHIPURIN Mikhail	3/3	100	2/2	1/1						2	1						15:31
23	KOKCHAROV Eduard	9/10	90	1/1	1/2		3/3	4/4		5	1	2						58:35
Bench / Team																		
Totals		28/42	67	6/11	9/14	2/6	3/3	6/6	2/2	12	18	6	5	2	8	1		

Goalkeepers		Total Shots		6m Shots		Wing Shots		9m Shots		7m Shots		Fast Breaks		Breakthroughs	
No.	Name	S/S	%	S/S	%	S/S	%	S/S	%	S/S	%	S/S	%	S/S	%
1	LAVROV Andrey														
16	KOSTYGOV Alexey	15/40	38	0/2	0	3/5	60	10/17	59	1/3	33	1/7	14	0/6	0
Totals		15/40	38	0/2	0	3/5	60	10/17	59	1/3	33	1/7	14	0/6	0

Team Shots	Goals	Saves	Missed	Post	Blocked	Total	%
6m Shots	6	4	1			11	55
Wing Shots	9	4	1			14	64
9m Shots	2	3			1	6	33
7m Shots	3				n/a	3	100
Fast Breaks	6					6	100
Breakthroughs	2					2	100
Totals	28	11	2		1	42	67

Number of Attacks: 59, Scoring Efficiency: 47%



Match Team Statistics

Ομαδικές Στατιστικές Αγώνα / Statistiques du match par équipe

Match No: 03

RUS 28 - 25 SLO
(16-13) (12-12)

Referees: (7) BORD G / (8) BUY O (FRA)

RUS - Russia

Shots Distribution

Players

Goals / Shots

3 IVANOV V	5 KULESHOV O	6 KRIVOSHLYKOV D	8 TUCHKIN A	9 KUDINOV V	11 TORGOVANOV D
1/1		1/1 0/1	0/1	1/1	1/1
	1/2	1/1 1/2	1/1 0/2 1/1		1/1
		2/2 2/2	1-Missed 1-Blocked	1-Missed	
13 GORBATIKOV A	15 RASTVORTSEV A	18 GORPICHIN V	19 POGORELOV S	20 CHIPURIN M	23 KOKCHAROV E
	0/1			1/1	
	1/4			1/1	1/2 1/1
	1/1			1/1	4/4 3/3

Team

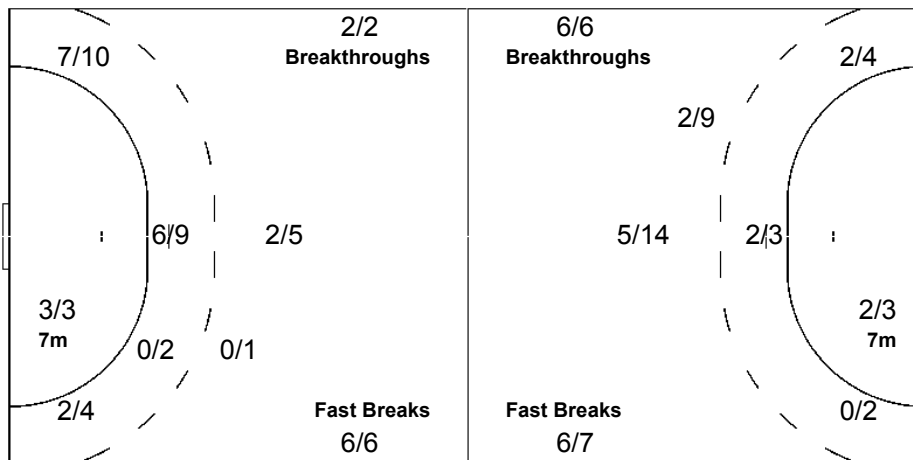
Offence

Defence

Goalkeepers

Goals / Shots

2/3	1/2	1/1
5/10	1/1	2/3
9/9	3/6	4/4
2-Missed		1-Blocked



Saves / Shots

2/2	0/5	1/2
5/12	1/3	3/12

1 LAVROV A

16 KOSTYGOV A

2/2	0/5	1/2
		3/4
5/12	1/3	3/12



Match Team Statistics

Ομαδικές Στατιστικές Αγώνα / Statistiques du match par équipe

Match No: 03

RUS 28 - 25 SLO
(16-13) (12-12)

Referees: (7) BORD G / (8) BUY O (FRA)

SLO - Slovenia

No.	Name	Shots								Offence		Defence		Penalties				TP
		G/S	%	6m	Wing	9m	7m	FB	BT	AS	TF	ST	BS	YC	2Min	RC	EX	
1	PODPECAN Dusan																	05:52
2	KOZLINA Miladin	0/1	0					0/1				2		1	2			25:49
4	VUGRINEC Renato	3/6	50			1/4			2/2	1	4	1						26:25
5	JOVICIC Zoran	1/1	100		1/1										1			27:47
6	KASTELIC Andrej	4/4	100		1/1			3/3		1		1			1			33:43
7	KAVTICNIK Vid	0/2	0			0/2												22:48
8	OSTIR Marko																	24:19
13	TOMSIK Tomaz	1/2	50	0/1				1/1			1			1	1			27:43
14	RUTENKA Sjarhei	4/9	44		0/2	3/6			1/1		3				1			23:22
15	PAJOVIC Ales	3/9	33			2/8		1/1		1		2	1	1	1			40:26
16	LAPAJNE Beno																	54:08
17	BRUMEN Matjaz	4/7	57	1/1	0/2		2/3	1/1			2		1		1			47:57
18	ZORMAN Uros	3/4	75	1/1		0/1			2/2	2	6	1			1			42:25
20	ZVIZEJ Luka	2/3	67			1/2			1/1		1	1						17:16
Bench / Team																		
Totals		25/48	52	2/3	2/6	7/23	2/3	6/7	6/6	5	17	8	2	3	9			

No.	Name	Total Shots		6m Shots		Wing Shots		9m Shots		7m Shots		Fast Breaks		Breakthroughs	
		S/S	%	S/S	%	S/S	%	S/S	%	S/S	%	S/S	%	S/S	%
1	PODPECAN Dusan	0/4	0	0/2	0					0/1	0	0/1	0		
16	LAPAJNE Beno	11/35	31	4/8	50	4/13	31	3/5	60	0/2	0	0/5	0	0/2	0
Totals		11/39	28	4/10	40	4/13	31	3/5	60	0/3	0	0/6	0	0/2	0

Team Shots	Goals	Saves	Missed	Post	Blocked	Total	%
6m Shots	2		1			3	67
Wing Shots	2	3		1		6	33
9m Shots	7	10		1	5	23	30
7m Shots	2	1			n/a	3	67
Fast Breaks	6	1				7	86
Breakthroughs	6					6	100
Totals	25	15	1	2	5	48	52

Number of Attacks: 58, Scoring Efficiency: 43%



Match Team Statistics

Ομαδικές Στατιστικές Αγώνα / Statistiques du match par équipe

Match No: 03

RUS 28 - 25 SLO
(16-13) (12-12)

Referees: (7) BORD G / (8) BUY O (FRA)

SLO - Slovenia

Shots Distribution

Players

Goals / Shots

2 KOZLINA M	4 VUGRINEC R	5 JOVICIC Z	6 KASTELIC A	7 KAVTICNIK V	8 OSTIR M
	0/1 1/1 0/1				
		1/1	1/1		
	1/1 1/1		1/1 2/2		
				1-Post 1-Blocked	
13 TOMSIC T	14 RUTENKA S	15 PAJOVIC A	17 BRUMEN M	18 ZORMAN U	20 ZVIZEJ L
		0/1			
			2/2		
	1/1 1/1				
	2/4 0/1 0/1	0/1 2/3	0/1 1/1 1/1	1/1 1/1 1/1	1/1 1/1
1-Missed	1-Blocked	1-Blocked	1-Post	1-Blocked	1-Blocked

Team

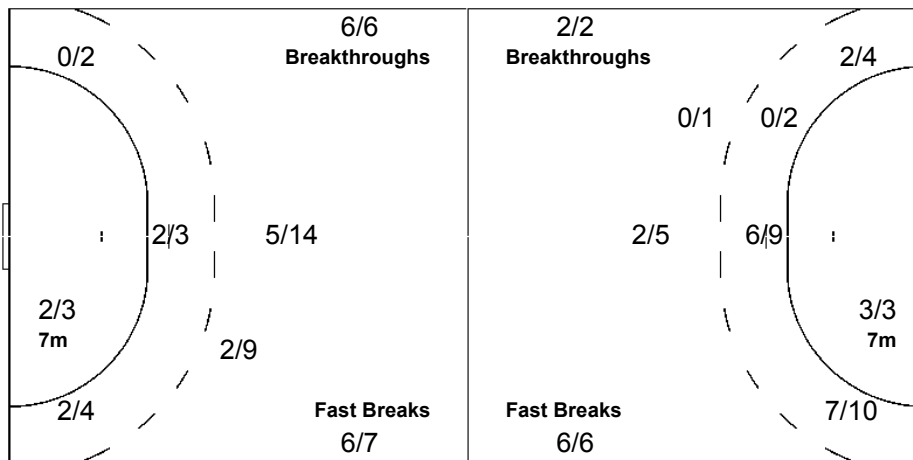
Offence

Defence

Goalkeepers

Goals / Shots

0/2	5/5	1/2
		1/4
7/12	2/3	9/12
1-Missed	2-Post	5-Blocked



Saves / Shots

1/3	1/2	0/1
5/10	0/1	1/3
0/9	3/6	0/4

1 PODPECAN D

	0/1	
0/2	0/1	

16 LAPAJNE B

1/3	1/1	0/1
5/10	0/1	1/3
0/7	3/5	0/4

LEGEND								
G/S Goals / Shots	% Efficiency	6m 6-metre Shots	7m 7-metre Shots	9m 9-metre Shots				
S/S Saves / Shots	Wing Wing Shots	FB Fast Breaks	BT Breakthroughs	EX Exclusions				
AS Assists	TF Technical Faults	ST Steals	BS Blocked Shots	TP Time Played				
YC Yellow Cards	RC Red Cards	n/a not applicable	2Min 2 Minute Suspensions					
+ 2 Minute + 2 Minute Suspensions								



Results

Αποτελέσματα / Résultats

Match No: 05

CRO 34 - 30 ISL
(16-12) (18-18)

Referees: (9) LEMME F / (10) ULLRICH B (GER)

RUNNING SCORE

CRO - ISL

CRO - Croatia

Players		Shots								Penalties			
No.	Name	G/S	%	6m	Wing	9m	7m	FB	BT	YC	2Min	RC	EX
1	LOSERT Venio												
2	KALEB Niksa	5/6	83		3/3			2/3			1		
4	BALIC Ivano	3/7	43	1/1		1/5		1/1			1		
6	LACKOVIC Blazenko	2/8	25	1/1		1/7				1			
7	ZRNIC Vedran												
9	VORI Igor	6/9	67	5/8				1/1			2		
10	DOMINIKOVIC Davor												
11	DZOMBA Mirza	5/6	83		3/4		1/1	1/1			2		
12	SOLA Vlado												
14	VUKOVIC Drago												
15	GOLUZA Slavko	1/1	100				1/1				1		
17	SPREM Goran	4/5	80		1/1	0/1		3/3		1			
18	SPOLJARIC Denis										1		
19	METLICIC Petar	8/9	89	1/1		5/6		1/1	1/1	1	1		
Bench / Team													
Totals		34/51	67	8/11	7/8	7/19	2/2	9/10	1/1	3	9		

Goalkeepers		Saves							
No.	Name	S/S	%	6m	Wing	9m	7m	FB	BT
1	LOSERT Venio	8/21	38	2/4	1/3	4/10	1/3	0/1	
12	SOLA Vlado	9/26	35	3/7	0/3	5/10	0/1	1/5	
Totals		17/47	36	5/11	1/6	9/20	1/4	1/6	

ISL - Iceland

Players		Shots								Penalties			
No.	Name	G/S	%	6m	Wing	9m	7m	FB	BT	YC	2Min	RC	EX
1	ERADZE Roland												
3	ANDRESSON Kristjan												
4	JONSSON Einar Orn	2/2	100		2/2								
5	SIGURDSSON Sigfus	5/6	83	4/5				1/1		1	2		
6	SIGURDSSON Dagur	1/4	25			1/4							
8	GYLFASON Gyfi										1		
9	SIGURDSSON Gudjon Valur	7/11	64	1/2	3/4	1/2		2/3			1		
10	GUDJONSSON Snorri Steinn	1/5	20	1/2		0/3							
11	STEFANSSON Olafur	8/14	57	0/1		5/9	2/3	1/1			1		
12	HRAFNKELSSON Gudmundur												
13	SIGTRYGGSSON Runar									1			
15	HALLGRIMSSON Asgeir Orn	0/1	0			0/1						1	
17	GARCIA PADRON Jalesky	5/12	42	0/1		4/10		1/1		1	1		
18	GUNNARSSON Robert	1/2	50				1/2				1		
Bench / Team													
Totals		30/57	53	6/11	5/6	11/29	3/5	5/6		3	7	1	

Goalkeepers		Saves							
No.	Name	S/S	%	6m	Wing	9m	7m	FB	BT
1	ERADZE Roland	4/20	20	1/3	0/4	3/5	0/1	0/6	0/1
12	HRAFNKELSSON Gudmundur	1/19	5	0/6	0/3	1/6	0/1	0/3	
Totals		5/39	13	1/9	0/7	4/11	0/2	0/9	0/1

1st Half		2nd Half	
	0 (2') 1	16 (31') 13	SIGURDSSON S
METLICIC P	1 (5') 1	16 (32') 14	GARCIA PADRON J
BALIC I	2 (6') 1	17 (32') 14	KALEB N
VORI I	3 (7') 1	18 (33') 14	KALEB N
	3 (8') 2	18 (34') 15	SIGURDSSON G
LACKOVIC B	4 (9') 3	18 (35') 16	STEFANSSON O
	4 (9') 3	19 (36') 16	METLICIC P
KALEB N	5 (10') 4	20 (37') 16	KALEB N
	5 (10') 4	20 (39') 17	GARCIA PADRON J
VORI I	6 (11') 4	21 (39') 17	DZOMBA M
	6 (12') 5	21 (40') 18	SIGURDSSON G
GOLUZA S	7 (12') 5	22 (41') 18	METLICIC P
	7 (13') 6	23 (43') 18	DZOMBA M
	7 (14') 7	24 (44') 18	METLICIC P
METLICIC P	8 (16') 7	24 (44') 19	SIGURDSSON G
	8 (17') 8	24 (45') 20	SIGURDSSON S
METLICIC P	9 (17') 8	24 (46') 21	STEFANSSON O
METLICIC P	10 (18') 8	25 (47') 21	SPREM G
	10 (21') 9	25 (48') 22	STEFANSSON O
DZOMBA M	11 (21') 9	26 (48') 22	METLICIC P
	11 (22') 10	26 (49') 23	JONSSON E
DZOMBA M	12 (22') 10	27 (50') 23	STEFANSSON O
VORI I	13 (26') 10	27 (50') 24	SPREM G
BALIC I	14 (26') 10	28 (52') 24	SPREM G
KALEB N	15 (28') 10	29 (53') 24	VORI I
	15 (29') 11	30 (54') 24	SIGURDSSON S
VORI I	16 (30') 11	30 (55') 26	STEFANSSON O
	16 (30') 12	30 (57') 27	SIGURDSSON G
		30 (57') 28	SIGURDSSON S
		31 (58') 28	VORI I
		32 (59') 28	SPREM G
		32 (59') 29	JONSSON E
		33 (59') 29	BALIC I
		33 (60') 30	SIGURDSSON D
		34 (60') 30	DZOMBA M

LEGEND									
G/S	Goals / Shots	%	Efficiency	6m	6-metre Shots	7m	7-metre Shots	9m	9-metre Shots
S/S	Saves / Shots	Wing	Wing Shots	FB	Fast Breaks	BT	Breakthroughs	EX	Exclusions
YC	Yellow Cards	RC	Red Cards	2Min	2 Minute Suspensions				
+	2 Minute + 2 Minute Suspensions								



Match Team Statistics

Ομαδικές Στατιστικές Αγώνα / Statistiques du match par équipe

Match No: 05

CRO 34 - 30 ISL
(16-12) (18-18)

Referees: (9) LEMME F / (10) ULLRICH B (GER)

CRO - Croatia

Players		Shots								Offence		Defence		Penalties				TP
No.	Name	G/S	%	6m	Wing	9m	7m	FB	BT	AS	TF	ST	BS	YC	2Min	RC	EX	
1	LOSERT Venio																	30:18
2	KALEB Niksa	5/6	83		3/3			2/3				1						32:30
4	BALIC Ivano	3/7	43	1/1		1/5		1/1		1	4		1		1			57:24
6	LACKOVIC Blazenko	2/8	25	1/1		1/7				4	2	1		1				28:16
7	ZRNIC Vedran																	
9	VORI Igor	6/9	67	5/8				1/1		1	2	1	1		2			59:14
10	DOMINIKOVIC Davor									1								14:36
11	DZOMBA Mirza	5/6	83		3/4		1/1	1/1		1	2	1			2			60:00
12	SOLA Vlado									1								29:42
14	VUKOVIC Drago																	
15	GOLUZA Slavko	1/1	100				1/1			1	1				1			13:06
17	SPREM Goran	4/5	80		1/1	0/1		3/3			1			1				18:31
18	SPOLJARIC Denis									1			1		1			17:01
19	METLICIC Petar	8/9	89	1/1		5/6		1/1	1/1	3	1	2	4	1	1			59:22
	Bench / Team																	
	Totals	34/51	67	8/11	7/8	7/19	2/2	9/10	1/1	14	13	6	7	3	9			

Goalkeepers		Total Shots		6m Shots		Wing Shots		9m Shots		7m Shots		Fast Breaks		Breakthroughs	
No.	Name	S/S	%	S/S	%	S/S	%	S/S	%	S/S	%	S/S	%	S/S	%
1	LOSERT Venio	8/21	38	2/4	50	1/3	33	4/10	40	1/3	33	0/1	0		
12	SOLA Vlado	9/26	35	3/7	43	0/3	0	5/10	50	0/1	0	1/5	20		
	Totals	17/47	36	5/11	45	1/6	17	9/20	45	1/4	25	1/6	17		

Team Shots	Goals	Saves	Missed	Post	Blocked	Total	%
6m Shots	8	1	1	1		11	73
Wing Shots	7			1		8	88
9m Shots	7	4	2	1	4	19	37
7m Shots	2				n/a	2	100
Fast Breaks	9		1			10	90
Breakthroughs	1					1	100
Totals	34	5	4	3	4	51	67

Number of Attacks: 59, Scoring Efficiency: 58%



Match Team Statistics

Ομαδικές Στατιστικές Αγώνα / Statistiques du match par équipe

Match No: 05

CRO 34 - 30 ISL
(16-12) (18-18)

Referees: (9) LEMME F / (10) ULLRICH B (GER)

CRO - Croatia

Shots Distribution

Players

Goals / Shots

2 KALEB N	4 BALIC I	6 LACKOVIC B	7 ZRNIC V	9 VORI I	10 DOMINIKOVIC D
1/1		0/1		1/1	
				1/1	
2/2	2/2	1/1		2/2	0/1
1/1	1/3	1/1		2/2	2/2
1-Missed	1-Post 1-Blocked	2-Missed 1-Blocked		1-Missed 1-Post	
11 DZOMBA M	14 VUKOVIC D	15 GOLUZA S	17 SPREM G	18 SPOLJARIC D	19 METLICIC P
2/2			1/1		1/1
			1/1		1/1
			2/2		2/2
		1/1			3/3
1-Post			1-Blocked		1-Blocked

Team

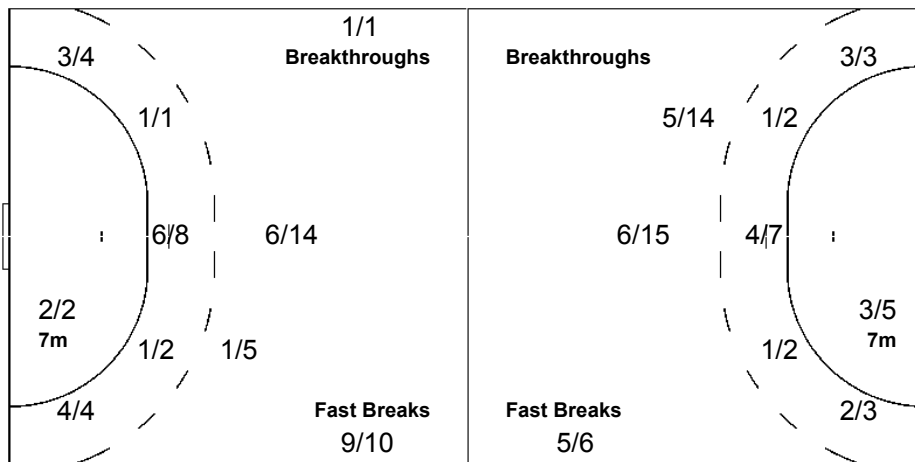
Offence

Defence

Goalkeepers

Goals / Shots

3/3	3/4	3/3
		4/5
7/7	3/4	11/13
4-Missed	3-Post	4-Blocked



Saves / Shots

1/4	1/3	0/3
0/3	3/3	1/2
4/12	3/7	4/10

1 LOSERT V

1/2	1/1	0/1
0/1	1/1	
2/5	1/3	2/7

12 SOLA V

0/2	0/2	0/2
0/2	2/2	1/2
2/7	2/4	2/3



Match Team Statistics

Ομαδικές Στατιστικές Αγώνα / Statistiques du match par équipe

Match No: 05

CRO 34 - 30 ISL
(16-12) (18-18)

Referees: (9) LEMME F / (10) ULLRICH B (GER)

ISL - Iceland

No.	Name	Shots								Offence		Defence		Penalties				TP
		G/S	%	6m	Wing	9m	7m	FB	BT	AS	TF	ST	BS	YC	2Min	RC	EX	
1	ERADZE Roland																	30:31
3	ANDRESSON Kristjan																	
4	JONSSON Einar Orn	2/2	100		2/2						1							34:36
5	SIGURDSSON Sigfus	5/6	83	4/5				1/1				2	1	1	2			52:27
6	SIGURDSSON Dagur	1/4	25			1/4				2	3		1					19:50
8	GYLFASON Gylfi														1			27:14
9	SIGURDSSON Gudjon Valur	7/11	64	1/2	3/4	1/2		2/3			1	1	1		1			60:00
10	GUDJONSSON Snorri Steinn	1/5	20	1/2		0/3				2	1							26:48
11	STEFANSSON Olafur	8/14	57	0/1		5/9	2/3	1/1			4				1			56:58
12	HRAFNKELSSON Gudmundur										1							29:29
13	SIGTRYGGSSON Runar											2		1				22:37
15	HALLGRIMSSON Asgeir Orn	0/1	0			0/1				1							1	05:04
17	GARCIA PADRON Jalesky	5/12	42	0/1		4/10		1/1		1	4			1	1			47:21
18	GUNNARSSON Robert	1/2	50				1/2								1			07:05
Bench / Team																		
Totals		30/57	53	6/11	5/6	11/29	3/5	5/6		6	15	5	3	3	7	1		

No.	Name	Total Shots		6m Shots		Wing Shots		9m Shots		7m Shots		Fast Breaks		Breakthroughs	
		S/S	%	S/S	%	S/S	%	S/S	%	S/S	%	S/S	%	S/S	%
1	ERADZE Roland	4/20	20	1/3	33	0/4	0	3/5	60	0/1	0	0/6	0	0/1	0
12	HRAFNKELSSON Gudmundur	1/19	5	0/6	0	0/3	0	1/6	17	0/1	0	0/3	0		
Totals		5/39	13	1/9	11	0/7	0	4/11	36	0/2	0	0/9	0	0/1	0

Team Shots	Goals	Saves	Missed	Post	Blocked	Total	%
6m Shots	6	5				11	55
Wing Shots	5	1				6	83
9m Shots	11	9	1	2	6	29	38
7m Shots	3	1		1	n/a	5	60
Fast Breaks	5	1				6	83
Breakthroughs							
Totals	30	17	1	3	6	57	53

Number of Attacks: 58, Scoring Efficiency: 52%



Match Team Statistics

Ομαδικές Στατιστικές Αγώνα / Statistiques du match par équipe

Match No: 05

CRO 34 - 30 ISL
(16-12) (18-18)

Referees: (9) LEMME F / (10) ULLRICH B (GER)

ISL - Iceland

Shots Distribution

Players

Goals / Shots

3 ANDRESSON K

4 JONSSON E

1/1		
	1/1	

5 SIGURDSSON S

		1/1
	0/1	1/1
1/1	2/2	

6 SIGURDSSON D

1/1		

8 GYLFASSON G

9 SIGURDSSON G

	1/2	
3/4	1/2	2/3

3-Blocked

10 GUDJONSSON S

0/1	0/1	
		1/3

11 STEFANSSON O

1/2	1/1	1/1
1/1		
3/6	0/1	1/1

1-Blocked

13 SIGTRYGGSSON R

15 HALLGRIMSSON A

		0/1

17 GARCIA PADRON J

1/1		1/1
1/1	0/1	
1/1	0/1	1/1

1-Missed 2-Post 2-Blocked

18 GUNNARSSON R

		1/1

1-Post

Team

Offence

Defence

Goalkeepers

Goals / Shots

3/4	2/3	3/3
3/3	0/3	1/2
8/12	4/7	6/10

1-Missed 3-Post 6-Blocked

Saves / Shots

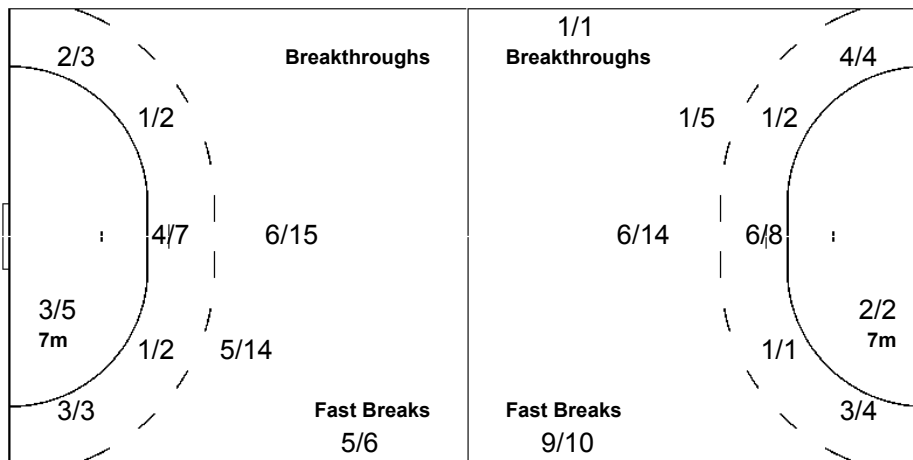
0/3	1/4	0/3
		1/5
0/7	1/4	2/13

1 ERADZE R

0/3	0/1	0/2
		1/2
0/2	1/4	2/6

12 HRAFNKELSSON G

	1/3	0/1
		0/3
0/5		0/7



LEGEND

G/S Goals / Shots	% Efficiency	6m 6-metre Shots	7m 7-metre Shots	9m 9-metre Shots
S/S Saves / Shots	Wing Wing Shots	FB Fast Breaks	BT Breakthroughs	EX Exclusions
AS Assists	TF Technical Faults	ST Steals	BS Blocked Shots	TP Time Played
YC Yellow Cards	RC Red Cards	n/a not applicable	2Min 2 Minute Suspensions	
+ 2 Minute + 2 Minute Suspensions				



Results

Αποτελέσματα / Résultats

Match No: 07

KOR 35 - 32 RUS
(16-16) (19-16)

Referees: (25) HANSSON P / (26) OLSSON P (SWE)

RUNNING SCORE

KOR - RUS

KOR - Korea

Players		Shots								Penalties			
No.	Name	G/S	%	6m	Wing	9m	7m	FB	BT	YC	2Min	RC	EX
1	HAN Kyung-Tai												
5	KIM Tea-Wan	0/1	0		0/1								
6	KIM Sung-Heon	6/7	86	1/1	1/2	1/1		3/3					
7	YOON Kyung-Min	4/7	57			2/5		1/1	1/1	1	1		
8	LIM Duk-Jun												
9	CHOI Seung-Wook	2/4	50		0/1	1/2			1/1				
10	PARK Chan-Yong												
12	LEE Chang-Woo												
13	YOON Kyung-Shin	7/9	78			2/3	2/3	1/1	2/2	1			
14	PARK Min-Chul												
15	LEE Tea-Young	4/5	80		2/2		1/2	1/1		1			
17	LEE Jae-Woo	7/9	78	1/2	1/1	2/3		3/3					
19	JI Seung-Hyun												
20	PAEK Won-Chul	5/13	38	0/1		3/10			2/2		1		
Bench / Team													
Totals		35/55	64	2/4	4/7	11/24	3/5	9/9	6/6	3	2		

Goalkeepers		Saves							
No.	Name	S/S	%	6m	Wing	9m	7m	FB	BT
1	HAN Kyung-Tai	8/33	24	1/9	2/6	4/9	0/1	1/7	0/1
12	LEE Chang-Woo	2/9	22	0/1	1/2	1/4	0/2		
Totals		10/42	24	1/10	3/8	5/13	0/3	1/7	0/1

RUS - Russia

Players		Shots								Penalties			
No.	Name	G/S	%	6m	Wing	9m	7m	FB	BT	YC	2Min	RC	EX
1	LAVROV Andrey												
3	IVANOV Vitali	3/3	100	2/2				1/1		1			
5	KULESHOV Oleg	1/1	100						1/1				
6	KRIVOSHLYKOV Denis	4/6	67		2/4			2/2		1	1		
8	TUCHKIN Alexandre	5/9	56		1/2	4/7							
9	KUDINOV Vasily	0/1	0		0/1								
11	TORGOVANOV Dmitri	5/5	100	5/5									
13	GORBATIKOV Alexander												
15	RASTVORTSEV Alexey	5/9	56	1/2		4/7							
16	KOSTYGOV Alexey												
18	GORPICHIN Viatcheslav	1/1	100					1/1					
19	POGORELOV Sergey	2/2	100					2/2			1		
20	CHIPURIN Mikhail												
23	KOKCHAROV Eduard	6/8	75	1/1	2/3		3/3	0/1		1			
Bench / Team													
Totals		32/45	71	9/10	5/10	8/14	3/3	6/7	1/1	3	2		

Goalkeepers		Saves							
No.	Name	S/S	%	6m	Wing	9m	7m	FB	BT
1	LAVROV Andrey	3/13	23	0/1	1/2	1/3	1/2	0/3	0/2
16	KOSTYGOV Alexey	7/32	22	1/2	2/5	3/12	1/3	0/6	0/4
Totals		10/45	22	1/3	3/7	4/15	2/5	0/9	0/6

1st Half		
	0 (2')	1
PAEK W	1 (3')	1
	1 (5')	2
YOON K	2 (6')	2
	2 (9')	3
PAEK W	3 (10')	3
	3 (10')	4
YOON K	4 (12')	4
	4 (12')	5
LEE J	5 (13')	5
YOON K	6 (14')	5
	6 (14')	6
	6 (15')	7
	6 (16')	8
LEE T	7 (16')	8
	7 (17')	9
PAEK W	8 (17')	9
	8 (18')	10
YOON K	9 (19')	10
YOON K	10 (19')	10
	10 (20')	11
LEE J	11 (20')	11
	11 (21')	12
PAEK W	12 (21')	12
YOON K	13 (23')	12
	13 (23')	13
	13 (24')	14
KIM S	14 (25')	14
PAEK W	15 (28')	14
	15 (28')	15
YOON K	16 (30')	15
	16 (30')	16

2nd Half		
	16 (32')	17
KIM S	17 (33')	17
	17 (34')	18
YOON K	18 (35')	18
	18 (36')	19
LEE T	19 (36')	19
	19 (37')	20
KIM S	20 (38')	20
	20 (40')	21
CHOI S	21 (41')	21
LEE J	22 (42')	21
	22 (42')	22
	22 (43')	23
LEE T	23 (44')	23
LEE J	24 (45')	23
LEE T	25 (45')	23
	25 (46')	24
YOON K	26 (47')	24
KIM S	27 (48')	24
LEE J	28 (48')	24
	28 (49')	25
CHOI S	29 (50')	25
	29 (51')	26
	29 (52')	27
LEE J	30 (53')	27
KIM S	31 (53')	27
	31 (54')	28
	31 (55')	29
YOON K	32 (55')	29
LEE J	33 (57')	29
	33 (58')	30
YOON K	34 (59')	30
	34 (60')	31
KIM S	35 (60')	31
	35 (61')	32

LEGEND

G/S	Goals / Shots	%	Efficiency	6m	6-metre Shots	7m	7-metre Shots	9m	9-metre Shots
S/S	Saves / Shots	Wing	Wing Shots	FB	Fast Breaks	BT	Breakthroughs	EX	Exclusions
YC	Yellow Cards	RC	Red Cards	2Min	2 Minute Suspensions				
+	2 Minute + 2 Minute Suspensions								



Match Team Statistics

Ομαδικές Στατιστικές Αγώνα / Statistiques du match par équipe

Match No: 07

KOR 35 - 32 RUS
(16-16) (19-16)

Referees: (25) HANSSON P / (26) OLSSON P (SWE)

KOR - Korea

Players		Shots								Offence		Defence		Penalties				TP
No.	Name	G/S	%	6m	Wing	9m	7m	FB	BT	AS	TF	ST	BS	YC	2Min	RC	EX	
1	HAN Kyung-Tai									2								47:56
5	KIM Tea-Wan	0/1	0		0/1													11:20
6	KIM Sung-Heon	6/7	86	1/1	1/2	1/1		3/3		1								60:00
7	YOON Kyung-Min	4/7	57			2/5		1/1	1/1	1	4	2		1	1			57:29
8	LIM Duk-Jun																	07:41
9	CHOI Seung-Wook	2/4	50		0/1	1/2			1/1									06:36
10	PARK Chan-Yong										1							07:52
12	LEE Chang-Woo									2								12:04
13	YOON Kyung-Shin	7/9	78			2/3	2/3	1/1	2/2	2	1	1		1				34:46
14	PARK Min-Chul										1							24:39
15	LEE Tea-Young	4/5	80		2/2		1/2	1/1						1				48:53
17	LEE Jae-Woo	7/9	78	1/2	1/1	2/3		3/3			3							46:56
19	JI Seung-Hyun																	
20	PAEK Won-Chul	5/13	38	0/1		3/10			2/2	2	1	1			1			53:48
	Bench / Team																	
	Totals	35/55	64	2/4	4/7	11/24	3/5	9/9	6/6	10	11	4		3	2			

Goalkeepers		Total Shots		6m Shots		Wing Shots		9m Shots		7m Shots		Fast Breaks		Breakthroughs	
No.	Name	S/S	%	S/S	%	S/S	%	S/S	%	S/S	%	S/S	%	S/S	%
1	HAN Kyung-Tai	8/33	24	1/9	11	2/6	33	4/9	44	0/1	0	1/7	14	0/1	0
12	LEE Chang-Woo	2/9	22	0/1	0	1/2	50	1/4	25	0/2	0				
	Totals	10/42	24	1/10	10	3/8	38	5/13	38	0/3	0	1/7	14	0/1	0

Team Shots	Goals	Saves	Missed	Post	Blocked	Total	%
6m Shots	2	1			1	4	50
Wing Shots	4	3				7	57
9m Shots	11	4	1		8	24	46
7m Shots	3	2			n/a	5	60
Fast Breaks	9					9	100
Breakthroughs	6					6	100
Totals	35	10	1		9	55	64

Number of Attacks: 55, Scoring Efficiency: 64%



Match Team Statistics

Ομαδικές Στατιστικές Αγώνα / Statistiques du match par équipe

Match No: 07

KOR 35 - 32 RUS
(16-16) (19-16)

Referees: (25) HANSSON P / (26) OLSSON P (SWE)

KOR - Korea

Shots Distribution

Players

Goals / Shots

5 KIM T	6 KIM S	7 YOON K	8 LIM D	9 CHOI S	10 PARK C
0/1	1/1	1/1		0/1	
	4/4	1/1		1/1	
		3-Blocked		1-Blocked	
13 YOON K	14 PARK M	15 LEE T	17 LEE J	19 JI S	20 PAEK W
2/2	1/1	0/1	1/1		1/1
4/6		1/1	3/3		0/1
		3/3	1/1		2/2
			1-Blocked		1-Missed
					4-Blocked

Team

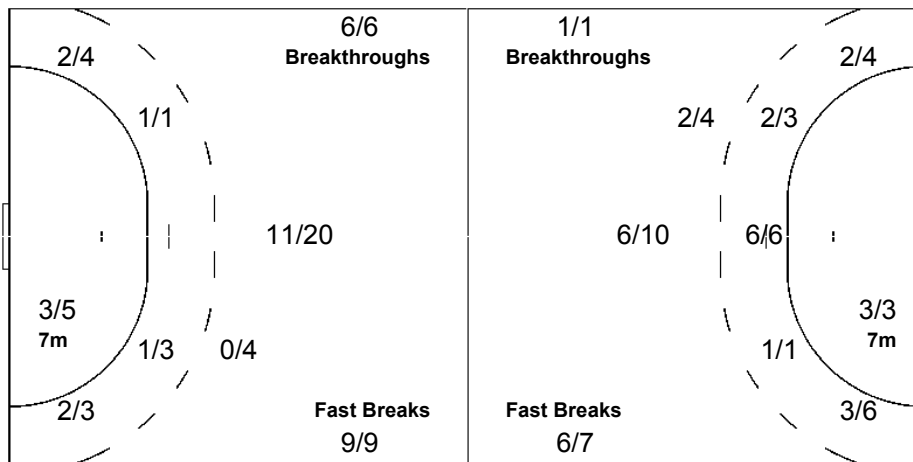
Offence

Defence

Goalkeepers

Goals / Shots

2/2	1/1	2/3
0/1	0/2	2/3
8/10	6/7	14/16
1-Missed		9-Blocked



Saves / Shots

1/3	0/2	0/1
1/5		2/5
0/7	3/4	3/15

1 HAN K

1/3	0/1	0/1
1/4		2/5
0/6	2/3	2/10

12 LEE C

	0/1	
0/1		
0/1	1/1	1/5



Match Team Statistics

Ομαδικές Στατιστικές Αγώνα / Statistiques du match par équipe

Match No: 07

KOR 35 - 32 RUS
(16-16) (19-16)

Referees: (25) HANSSON P / (26) OLSSON P (SWE)

RUS - Russia

Players		Shots								Offence		Defence		Penalties				TP
No.	Name	G/S	%	6m	Wing	9m	7m	FB	BT	AS	TF	ST	BS	YC	2Min	RC	EX	
1	LAVROV Andrey																	13:39
3	IVANOV Vitali	3/3	100	2/2				1/1		1	1			1				30:33
5	KULESHOV Oleg	1/1	100						1/1	2	1							29:22
6	KRIVOSHLYKOV Denis	4/6	67		2/4			2/2			1			1	1			60:00
8	TUCHKIN Alexandre	5/9	56		1/2	4/7				5	2							23:42
9	KUDINOV Vasily	0/1	0		0/1						2							03:38
11	TORGOVANOV Dmitri	5/5	100	5/5						3	1	1	2					49:36
13	GORBATIKOV Alexander																	
15	RASTVORTSEV Alexey	5/9	56	1/2		4/7				2	2							25:18
16	KOSTYGOV Alexey																	46:21
18	GORPICHIN Viatcheslav	1/1	100					1/1		1			3					30:48
19	POGORELOV Sergey	2/2	100					2/2			2	1	2		1			34:37
20	CHIPURIN Mikhail										2							12:26
23	KOKCHAROV Eduard	6/8	75	1/1	2/3		3/3	0/1		1	1	3	1	1				60:00
Bench / Team																		
Totals		32/45	71	9/10	5/10	8/14	3/3	6/7	1/1	15	15	5	8	3	2			

Goalkeepers		Total Shots		6m Shots		Wing Shots		9m Shots		7m Shots		Fast Breaks		Breakthroughs	
No.	Name	S/S	%	S/S	%	S/S	%	S/S	%	S/S	%	S/S	%	S/S	%
1	LAVROV Andrey	3/13	23	0/1	0	1/2	50	1/3	33	1/2	50	0/3	0	0/2	0
16	KOSTYGOV Alexey	7/32	22	1/2	50	2/5	40	3/12	25	1/3	33	0/6	0	0/4	0
Totals		10/45	22	1/3	33	3/7	43	4/15	27	2/5	40	0/9	0	0/6	0

Team Shots	Goals	Saves	Missed	Post	Blocked	Total	%
6m Shots	9	1				10	90
Wing Shots	5	3		2		10	50
9m Shots	8	5		1		14	57
7m Shots	3				n/a	3	100
Fast Breaks	6	1				7	86
Breakthroughs	1					1	100
Totals	32	10		3		45	71

Number of Attacks: 56, Scoring Efficiency: 57%



Match Team Statistics

Ομαδικές Στατιστικές Αγώνα / Statistiques du match par équipe

Match No: 07

KOR 35 - 32 RUS
(16-16) (19-16)

Referees: (25) HANSSON P / (26) OLSSON P (SWE)

RUS - Russia

Shots Distribution

Players

Goals / Shots

3 IVANOV V	5 KULESHOV O	6 KRIVOSHLYKOV D	8 TUCHKIN A	9 KUDINOV V	11 TORGOVANOV D
1/1		1/1			
1/1		0/1			1/1
					4/4
			3/3	0/2	2/4
					0/1

1-Post

13 GORBATIKOV A	15 RASTVORTSEV A	18 GORPICHIN V	19 POGORELOV S	20 CHIPURIN M	23 KOKCHAROV E
	0/1		1/1		1/1
	1/1				0/1
	2/2	0/1			1/1
	1/1				2/2

1-Post

Team

Offence

Defence

Goalkeepers

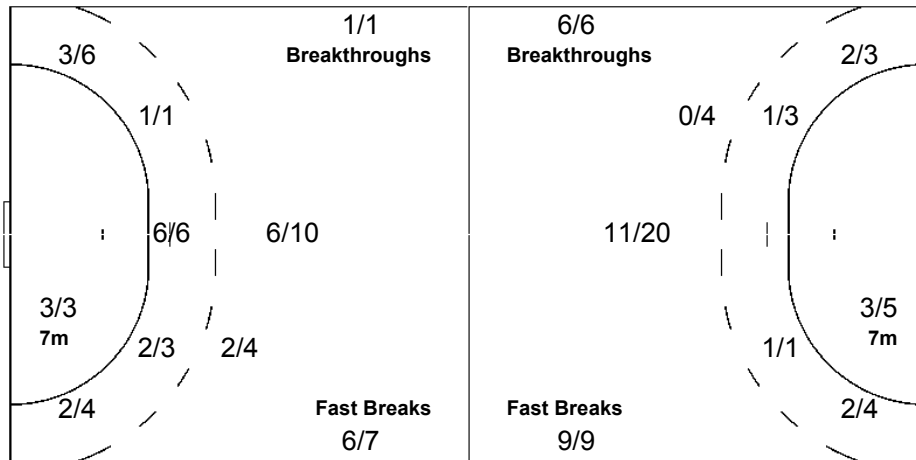
Goals / Shots

2/3	2/2	1/1
4/5		3/5
7/7	1/4	12/15

3-Post

Saves / Shots

0/2	0/1	1/3
1/1	2/2	1/3
2/10	1/7	2/16



1 LAVROV A

1/1		1/1
0/3	0/2	1/6

16 KOSTYGOV A

0/2	0/1	1/3
	2/2	0/2
2/7	1/5	1/10

LEGEND

G/S	Goals / Shots	%	Efficiency	6m	6-metre Shots	7m	7-metre Shots	9m	9-metre Shots
S/S	Saves / Shots	Wing	Wing Shots	FB	Fast Breaks	BT	Breakthroughs	EX	Exclusions
AS	Assists	TF	Technical Faults	ST	Steals	BS	Blocked Shots	TP	Time Played
YC	Yellow Cards	RC	Red Cards	n/a	not applicable	2Min	2 Minute Suspensions		
+	2 Minute + 2 Minute Suspensions								



Results

Αποτελέσματα / Résultats

Match No: 08

SLO 26 - 27 CRO
(10-13) (16-14)

Referees: (17) OIE S / (18) TOGSTAD O (NOR)

RUNNING SCORE

SLO - CRO

SLO - Slovenia

Players		Shots								Penalties			
No.	Name	G/S	%	6m	Wing	9m	7m	FB	BT	YC	2Min	RC	EX
1	PODPECAN Dusan												
2	KOZLINA Miladin	0/2	0					0/2		1	3	1	
4	VUGRINEC Renato	3/9	33			3/8		0/1					
5	JOVICIC Zoran	0/1	0		0/1					1			
6	KASTELIC Andrej	4/6	67	1/1	3/4		0/1						
8	OSTIR Marko	1/1	100	1/1							1		
9	NATEK Jure												
13	TOMSIC Tomaz	1/2	50	0/1				1/1					
14	RUTENKA Sjarhei	4/10	40	0/2		0/2	2/3	2/2	0/1				
15	PAJOVIC Ales	1/3	33			1/3					3	1	
16	LAPAJNE Beno												
17	BRUMEN Matjaz	10/15	67	0/1	5/8	0/1	1/1	3/3	1/1	1			
18	ZORMAN Uros	2/4	50					1/3	1/1				
20	ZVIZEJ Luka	0/3	0				0/1	0/1	0/1				
Bench / Team													
Totals		26/56	46	2/6	8/13	4/14	3/6	7/13	2/4	3	7	2	

Goalkeepers		Saves							
No.	Name	S/S	%	6m	Wing	9m	7m	FB	BT
1	PODPECAN Dusan	1/1	100			1/1			
16	LAPAJNE Beno	13/40	33	2/11	3/6	7/16	0/1	1/6	
Totals		14/41	34	2/11	3/6	8/17	0/1	1/6	

CRO - Croatia

Players		Shots								Penalties			
No.	Name	G/S	%	6m	Wing	9m	7m	FB	BT	YC	2Min	RC	EX
1	LOSERT Venio												
2	KALEB Niksa	1/2	50	1/1	0/1						1		
4	BALIC Ivano	3/8	38	1/2		1/5		1/1		1	1		
6	LACKOVIC Blazenko	2/5	40			2/5					2		
7	ZRNIC Vedran												
9	VORI Igor	8/10	80	6/8				2/2			1		
10	DOMINIKOVIC Davor										1	1	
11	DZOMBA Mirza	4/7	57		2/5		1/1	1/1					
12	SOLA Vlado												
14	VUKOVIC Drago												
15	GOLUZA Slavko	1/3	33			1/3				1			
17	SPREM Goran	2/3	67		1/1			1/2					
18	SPOLJARIC Denis												
19	METLICIC Petar	6/9	67	1/1		5/8				1	1		
Bench / Team													
Totals		27/47	57	9/12	3/7	9/21	1/1	5/6		3	7	1	

Goalkeepers		Saves							
No.	Name	S/S	%	6m	Wing	9m	7m	FB	BT
1	LOSERT Venio	16/40	40	2/4	4/12	6/10	1/2	2/9	1/3
12	SOLA Vlado	1/3	33				1/3		
Totals		17/43	40	2/4	4/12	6/10	2/5	2/9	1/3

1st Half	
PAJOVIC A	1 (1') 0
ZORMAN U	2 (3') 0
BRUMEN M	3 (3') 0
	3 (4') 1 VORI I
	3 (5') 2 BALIC I
ZORMAN U	4 (7') 2
	4 (8') 3 VORI I
BRUMEN M	5 (9') 3
	5 (9') 4 LACKOVIC B
VUGRINEC R	6 (9') 4
	6 (11') 5 METLICIC P
	6 (12') 6 DZOMBA M
	6 (14') 7 LACKOVIC B
	6 (16') 8 DZOMBA M
	6 (18') 9 VORI I
BRUMEN M	7 (19') 9
TOMSIC T	8 (21') 9
	8 (23') 10 SPREM G
BRUMEN M	9 (26') 10
	9 (27') 11 VORI I
	9 (29') 12 SPREM G
BRUMEN M	10 (30') 12
	10 (30') 13 VORI I

2nd Half	
BRUMEN M	11 (32') 13
	11 (34') 14 METLICIC P
KASTELIC A	12 (34') 14
RUTENKA S	13 (36') 14
RUTENKA S	14 (36') 14
	14 (39') 15 VORI I
KASTELIC A	15 (40') 15
VUGRINEC R	16 (41') 15
	16 (41') 16 METLICIC P
BRUMEN M	17 (42') 16
	17 (43') 17 METLICIC P
OSTIR M	18 (43') 17
	18 (44') 18 METLICIC P
	18 (45') 19 VORI I
VUGRINEC R	19 (46') 19
	19 (47') 20 GOLUZA S
RUTENKA S	20 (47') 20
	20 (49') 21 DZOMBA M
BRUMEN M	21 (50') 21
	21 (51') 22 DZOMBA M
	21 (52') 23 VORI I
	21 (52') 24 BALIC I
BRUMEN M	22 (53') 24
	22 (54') 25 KALEB N
	22 (55') 26 BALIC I
KASTELIC A	23 (56') 26
KASTELIC A	24 (57') 26
RUTENKA S	25 (59') 26
	25 (60') 27 METLICIC P
BRUMEN M	26 (60') 27

LEGEND									
G/S	Goals / Shots	%	Efficiency	6m	6-metre Shots	7m	7-metre Shots	9m	9-metre Shots
S/S	Saves / Shots	Wing	Wing Shots	FB	Fast Breaks	BT	Breakthroughs	EX	Exclusions
YC	Yellow Cards	RC	Red Cards	2Min	2 Minute Suspensions				
+	2 Minute + 2 Minute Suspensions								



Match Team Statistics

Ομαδικές Στατιστικές Αγώνα / Statistiques du match par équipe

Match No: 08

SLO 26 - 27 CRO
(10-13) (16-14)

Referees: (17) OIE S / (18) TOGSTAD O (NOR)

SLO - Slovenia

Players		Shots								Offence		Defence		Penalties				TP
No.	Name	G/S	%	6m	Wing	9m	7m	FB	BT	AS	TF	ST	BS	YC	2Min	RC	EX	
1	PODPECAN Dusan																	01:07
2	KOZLINA Miladin	0/2	0					0/2				1	1	1	3	1		31:26
4	VUGRINEC Renato	3/9	33			3/8		0/1		3	5		1					52:37
5	JOVICIC Zoran	0/1	0		0/1									1				05:27
6	KASTELIC Andrej	4/6	67	1/1	3/4		0/1			1		2						45:53
8	OSTIR Marko	1/1	100	1/1							1	2	2		1			27:13
9	NATEK Jure											1						02:13
13	TOMSIC Tomaz	1/2	50	0/1				1/1										13:35
14	RUTENKA Siarhei	4/10	40	0/2		0/2	2/3	2/2	0/1	4	2	2						25:36
15	PAJOVIC Ales	1/3	33			1/3									3	1		29:52
16	LAPAJNE Beno									1								58:53
17	BRUMEN Matjaz	10/15	67	0/1	5/8	0/1	1/1	3/3	1/1					1				57:47
18	ZORMAN Uros	2/4	50					1/3	1/1	4	6							54:09
20	ZVIZEJ Luka	0/3	0				0/1	0/1	0/1		1	1						14:12
	Bench / Team																	
	Totals	26/56	46	2/6	8/13	4/14	3/6	7/13	2/4	13	15	9	4	3	7	2		

Goalkeepers		Total Shots		6m Shots		Wing Shots		9m Shots		7m Shots		Fast Breaks		Breakthroughs	
No.	Name	S/S	%	S/S	%	S/S	%	S/S	%	S/S	%	S/S	%	S/S	%
1	PODPECAN Dusan	1/1	100					1/1	100						
16	LAPAJNE Beno	13/40	33	2/11	18	3/6	50	7/16	44	0/1	0	1/6	17		
	Totals	14/41	34	2/11	18	3/6	50	8/17	47	0/1	0	1/6	17		

Team Shots	Goals	Saves	Missed	Post	Blocked	Total	%
6m Shots	2	2			2	6	33
Wing Shots	8	4	1			13	62
9m Shots	4	6		1	3	14	29
7m Shots	3	2	1		n/a	6	50
Fast Breaks	7	2	1	2	1	13	54
Breakthroughs	2	1	1			4	50
Totals	26	17	4	3	6	56	46

Number of Attacks: 63, Scoring Efficiency: 41%



Match Team Statistics

Ομαδικές Στατιστικές Αγώνα / Statistiques du match par équipe

Match No: 08

SLO 26 - 27 CRO
(10-13) (16-14)

Referees: (17) OIE S / (18) TOGSTAD O (NOR)

SLO - Slovenia

Shots Distribution

Players

Goals / Shots

2 KOZLINA M	4 VUGRINEC R	5 JOVICIC Z	6 KASTELIC A	8 OSTIR M	9 NATEK J
0/1	0/1 1/1				
1-Blocked	1-Post 1-Blocked	0/1	2/3 2/2	1/1	
13 TOMSIC T	14 RUTENKA S	15 PAJOVIC A	17 BRUMEN M	18 ZORMAN U	20 ZVIZEJ L
0/1	1/2 0/1		1/4 1/1	1/1	
1/1	2/2 1/1	0/1 1/1	3/3 2/2 2/3	1-Missed 1-Post	1-Missed 1-Post
	1-Missed 3-Blocked	1-Blocked			

Team

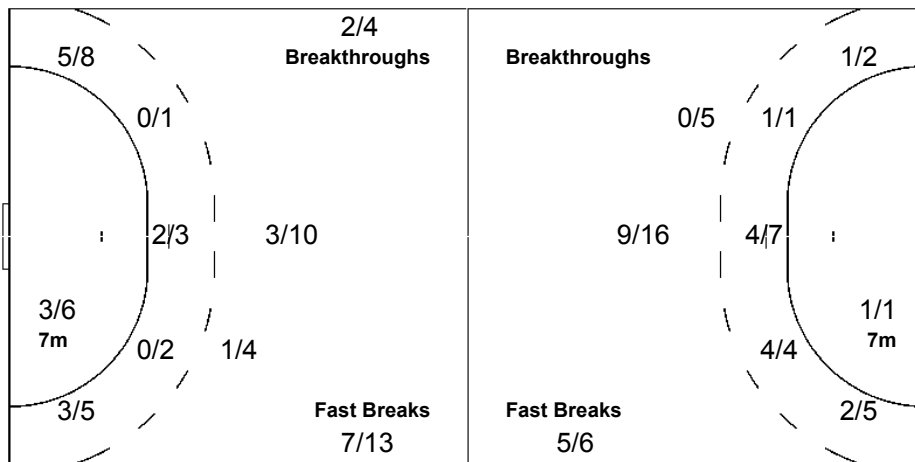
Offence

Defence

Goalkeepers

Goals / Shots

2/7	2/3	1/1
0/3	0/2	1/1
10/12	2/2	7/11
4-Missed	3-Post	6-Blocked



Saves / Shots

1/2	0/1	2/4
1/3		2/6
0/7	4/9	4/9

1 PODPECAN D

1/1		

16 LAPAJNE B

0/1	0/1	2/4
1/3		2/6
0/7	4/9	4/9



Match Team Statistics

Ομαδικές Στατιστικές Αγώνα / Statistiques du match par équipe

Match No: 08

SLO 26 - 27 CRO
(10-13) (16-14)

Referees: (17) OIE S / (18) TOGSTAD O (NOR)

CRO - Croatia

No.	Name	Shots								Offence		Defence		Penalties			TP	
		G/S	%	6m	Wing	9m	7m	FB	BT	AS	TF	ST	BS	YC	2Min	RC		EX
1	LOSERT Venio																	59:22
2	KALEB Niksa	1/2	50	1/1	0/1					2		1			1			34:59
4	BALIC Ivano	3/8	38	1/2		1/5		1/1		4	1	1		1	1			51:41
6	LACKOVIC Blazenko	2/5	40			2/5				3	5	1			2			32:35
7	ZRNIC Vedran																	
9	VORI Igor	8/10	80	6/8				2/2			5				1			55:28
10	DOMINIKOVIC Davor										2				1	1		16:40
11	DZOMBA Mirza	4/7	57		2/5		1/1	1/1			2	1						60:00
12	SOLA Vlado																	00:38
14	VUKOVIC Drago																	
15	GOLUZA Slavko	1/3	33			1/3								1				16:53
17	SPREM Goran	2/3	67		1/1			1/2		1	1							21:24
18	SPOLJARIC Denis																	10:20
19	METLICIC Petar	6/9	67	1/1		5/8				5	3		3	1	1			60:00
	Bench / Team																	
	Totals	27/47	57	9/12	3/7	9/21	1/1	5/6		15	19	4	3	3	7	1		

Goalkeepers		Total Shots		6m Shots		Wing Shots		9m Shots		7m Shots		Fast Breaks		Breakthroughs	
No.	Name	S/S	%	S/S	%	S/S	%	S/S	%	S/S	%	S/S	%	S/S	%
1	LOSERT Venio	16/40	40	2/4	50	4/12	33	6/10	60	1/2	50	2/9	22	1/3	33
12	SOLA Vlado	1/3	33							1/3	33				
	Totals	17/43	40	2/4	50	4/12	33	6/10	60	2/5	40	2/9	22	1/3	33

Team Shots	Goals	Saves	Missed	Post	Blocked	Total	%
6m Shots	9	2		1		12	75
Wing Shots	3	3	1			7	43
9m Shots	9	8	1		3	21	43
7m Shots	1				n/a	1	100
Fast Breaks	5	1				6	83
Breakthroughs							
Totals	27	14	2	1	3	47	57

Number of Attacks: 62, Scoring Efficiency: 44%



Match Team Statistics

Ομαδικές Στατιστικές Αγώνα / Statistiques du match par équipe

Match No: 08

SLO 26 - 27 CRO
(10-13) (16-14)

Referees: (17) OIE S / (18) TOGSTAD O (NOR)

CRO - Croatia

Shots Distribution

Players

Goals / Shots

2 KALEB N	4 BALIC I	6 LACKOVIC B	7 ZRNIC V	9 VORI I	10 DOMINIKOVIC D
1/1	1/2 1/1 0/1 1/2	0/1 1/1 1/2		1/1 1/1 3/3 0/1 2/2	
1-Missed	1-Missed 1-Blocked	1-Blocked		1-Post	
11 DZOMBA M	14 VUKOVIC D	15 GOLUZA S	17 SPREM G	18 SPOLJARIC D	19 METLICIC P
0/2 1/1 1/1 2/3		1/1 0/1 1-Blocked	1/1 1/2		1/1 2/2 2/3 1/3

Team

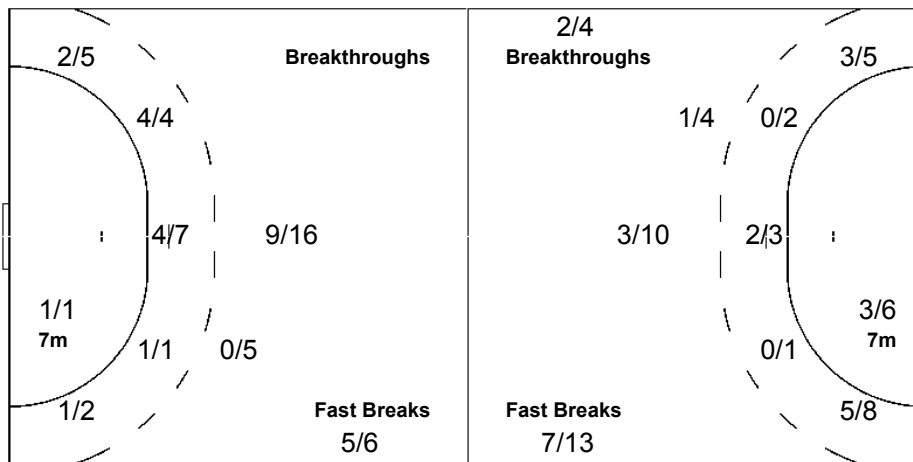
Offence

Defence

Goalkeepers

Goals / Shots

1/2	1/1	2/4
2/3		4/6
7/7	5/9	5/9
2-Missed	1-Post	3-Blocked



Saves / Shots

5/7	1/3	0/1
3/3	2/2	0/1
2/12	0/2	4/11

1 LOSERT V

4/6	1/3	0/1
3/3	2/2	0/1
2/12	0/1	4/10

12 SOLA V

1/1		
	0/1	0/1

LEGEND								
G/S Goals / Shots	% Efficiency	6m 6-metre Shots	7m 7-metre Shots	9m 9-metre Shots				
S/S Saves / Shots	Wing Wing Shots	FB Fast Breaks	BT Breakthroughs	EX Exclusions				
AS Assists	TF Technical Faults	ST Steals	BS Blocked Shots	TP Time Played				
YC Yellow Cards	RC Red Cards	n/a not applicable	2Min 2 Minute Suspensions					
+ 2 Minute + 2 Minute Suspensions								



Results

Αποτελέσματα / Résultats

Match No: 09

ISL 23 - 31 ESP
(12-13) (11-18)

Referees: (7) BORD G / (8) BUY O (FRA)

RUNNING SCORE

ISL - ESP

ISL - Iceland

Players		Shots								Penalties			
No.	Name	G/S	%	6m	Wing	9m	7m	FB	BT	YC	2Min	RC	EX
1	ERADZE Roland												
3	ANDRESSON Kristjan												
4	JONSSON Einar Orn	5/7	71	1/1	4/6								
5	SIGURDSSON Sigfus	2/3	67	1/1				1/2		1	2		
6	SIGURDSSON Dagur	0/1	0			0/1							
8	GYLFASON Gylfi												
9	SIGURDSSON Gudjon Valur	4/8	50		3/5	0/2			1/1				
10	GUDJONSSON Snorri Steinn	3/7	43			3/7							
11	STEFANSSON Olafur	6/13	46		1/1	4/10	0/1		1/1	1	1		
12	HRAFNKELSSON Gudmundur												
13	SIGTRYGGSSON Runar	0/1	0	0/1									
15	HALLGRIMSSON Asgeir Orn												
17	GARCIA PADRON Jalesky	2/12	17			1/10			1/2				
18	GUNNARSSON Robert	1/1	100				1/1						
Bench / Team													
Totals		23/53	43	2/3	8/12	8/30	1/2	1/2	3/4	2	3		

Goalkeepers		Saves							
No.	Name	S/S	%	6m	Wing	9m	7m	FB	BT
1	ERADZE Roland								
12	HRAFNKELSSON Gudmundur	12/43	28	3/15	1/3	7/15	1/4	0/6	
Totals		12/43	28	3/15	1/3	7/15	1/4	0/6	

ESP - Spain

Players		Shots								Penalties			
No.	Name	G/S	%	6m	Wing	9m	7m	FB	BT	YC	2Min	RC	EX
1	HOMBRADOS Jose												
2	ENTRERRIOS Alberto	0/4	0	0/1		0/3				1	1		
6	O'CALLAGHAN Xavier	3/3	100		1/1	1/1		1/1					
8	BELAUSTEGUI Jon	4/9	44	1/2		2/6		1/1					
10	DUJSHEBAEV Talant	5/10	50	2/2		3/8							
11	LOZANO Demetrio										1		
13	HERNANDEZ Fernando	2/4	50	1/2	1/1		0/1						
14	PEREZ Juan	3/3	100	2/2				1/1		1			
15	COLON Manuel	1/1	100	1/1									
16	BARRUFET David												
17	GARCIA Juan	3/4	75				1/2	2/2					
18	ROMERO Iker	5/7	71	2/2		2/4		1/1		1			
19	URIOS Rolando	2/2	100	2/2							1		
20	ORTEGA Antonio	3/4	75	1/1	0/1		2/2						
Bench / Team													
Totals		31/51	61	12/15	2/3	8/22	3/5	6/6		3	3		

Goalkeepers		Saves							
No.	Name	S/S	%	6m	Wing	9m	7m	FB	BT
1	HOMBRADOS Jose	16/39	41	1/3	3/11	10/18	0/1	1/2	1/4
16	BARRUFET David								
Totals		16/39	41	1/3	3/11	10/18	0/1	1/2	1/4

1st Half	
0 (2') 1	BELAUSTEGUI J
0 (3') 2	BELAUSTEGUI J
0 (5') 3	GARCIA J
1 (6') 3	JONSSON E
1 (6') 4	HERNANDEZ F
2 (7') 4	JONSSON E
3 (8') 4	SIGURDSSON S
4 (9') 4	GUDJONSSON S
4 (10') 5	GARCIA J
4 (12') 6	HERNANDEZ F
5 (15') 6	STEFANSSON O
5 (16') 7	DUJSHEBAEV T
6 (17') 7	GARCIA PADRON J
6 (19') 8	PEREZ J
7 (21') 8	GARCIA PADRON J
7 (21') 9	DUJSHEBAEV T
8 (22') 9	JONSSON E
8 (24') 10	ROMERO I
9 (25') 10	STEFANSSON O
10 (26') 10	SIGURDSSON G
10 (26') 11	URIOS R
11 (27') 11	STEFANSSON O
11 (28') 12	DUJSHEBAEV T
12 (30') 12	STEFANSSON O
12 (30') 13	ORTEGA A
2nd Half	
12 (31') 14	O'CALLAGHAN X
12 (32') 15	BELAUSTEGUI J
13 (33') 15	STEFANSSON O
13 (34') 16	O'CALLAGHAN X
14 (36') 16	GUDJONSSON S
15 (38') 16	GUDJONSSON S
16 (39') 16	GUNNARSSON R
16 (41') 17	O'CALLAGHAN X
17 (41') 17	JONSSON E
17 (42') 18	ORTEGA A
17 (45') 19	BELAUSTEGUI J
18 (45') 19	SIGURDSSON G
19 (46') 19	SIGURDSSON S
19 (47') 20	COLON M
19 (49') 21	ROMERO I
19 (50') 22	PEREZ J
20 (52') 22	JONSSON E
20 (53') 23	DUJSHEBAEV T
21 (53') 23	STEFANSSON O
21 (54') 24	ORTEGA A
21 (55') 25	DUJSHEBAEV T
21 (56') 26	PEREZ J
21 (56') 27	ROMERO I
21 (57') 28	GARCIA J
21 (58') 29	ROMERO I
22 (59') 29	SIGURDSSON G
22 (60') 30	ROMERO I
23 (60') 30	SIGURDSSON G
23 (60') 31	URIOS R

LEGEND									
G/S	Goals / Shots	%	Efficiency	6m	6-metre Shots	7m	7-metre Shots	9m	9-metre Shots
S/S	Saves / Shots	Wing	Wing Shots	FB	Fast Breaks	BT	Breakthroughs	EX	Exclusions
YC	Yellow Cards	RC	Red Cards	2Min	2 Minute Suspensions				
+	2 Minute + 2 Minute Suspensions								



Match Team Statistics

Ομαδικές Στατιστικές Αγώνα / Statistiques du match par équipe

Match No: 09

ISL 23 - 31 ESP
(12-13) (11-18)

Referees: (7) BORD G / (8) BUY O (FRA)

ISL - Iceland

No.	Name	Shots								Offence		Defence		Penalties			TP	
		G/S	%	6m	Wing	9m	7m	FB	BT	AS	TF	ST	BS	YC	2Min	RC		EX
1	ERADZE Roland																	
3	ANDRESSON Kristjan																	
4	JONSSON Einar Orn	5/7	71	1/1	4/6							1						60:00
5	SIGURDSSON Sigfus	2/3	67	1/1						1/2		1		1	2			54:31
6	SIGURDSSON Dagur	0/1	0			0/1					1	1						18:45
8	GYLFASSON Gylfi											1						
9	SIGURDSSON Gudjon Valur	4/8	50		3/5	0/2			1/1		1							60:00
10	GUDJONSSON Snorri Steinn	3/7	43			3/7					1	1						28:34
11	STEFANSSON Olafur	6/13	46		1/1	4/10	0/1		1/1	4	3		1	1	1			59:22
12	HRAFNKELSSON Gudmundur																	60:00
13	SIGTRYGGSSON Runar	0/1	0	0/1								1						22:35
15	HALLGRIMSSON Asgeir Orn											1						02:50
17	GARCIA PADRON Jalesky	2/12	17			1/10			1/2	2	2							49:15
18	GUNNARSSON Robert	1/1	100				1/1											04:08
	Bench / Team																	
	Totals	23/53	43	2/3	8/12	8/30	1/2	1/2	3/4	9	12		2	2	3			

No.	Name	Total Shots		6m Shots		Wing Shots		9m Shots		7m Shots		Fast Breaks		Breakthroughs	
		S/S	%	S/S	%	S/S	%	S/S	%	S/S	%	S/S	%	S/S	%
1	ERADZE Roland														
12	HRAFNKELSSON Gudmundur	12/43	28	3/15	20	1/3	33	7/15	47	1/4	25	0/6	0		
	Totals	12/43	28	3/15	20	1/3	33	7/15	47	1/4	25	0/6	0		

Team Shots	Goals	Saves	Missed	Post	Blocked	Total	%
6m Shots	2	1				3	67
Wing Shots	8	3	1			12	67
9m Shots	8	10	6	1	5	30	27
7m Shots	1			1	n/a	2	50
Fast Breaks	1	1				2	50
Breakthroughs	3	1				4	75
Totals	23	16	7	2	5	53	43

Number of Attacks: 59, Scoring Efficiency: 39%



Match Team Statistics

Ομαδικές Στατιστικές Αγώνα / Statistiques du match par équipe

Match No: 09

ISL 23 - 31 ESP
(12-13) (11-18)

Referees: (7) BORD G / (8) BUY O (FRA)

ISL - Iceland

Shots Distribution

Players

Goals / Shots

3 ANDRESSON K

4 JONSSON E

		1/1
2/4		1/1
		1/1

5 SIGURDSSON S

1/2		1/1

6 SIGURDSSON D

0/1		

8 GYLFASON G

9 SIGURDSSON G

		2/2
		0/1
1/2		1/1

2-Missed

10 GUDJONSSON S

1/1		
		0/2
	2/2	

2-Blocked

11 STEFANSSON O

2/2		0/1
		1/1
1/2	1/1	1/1

3-Missed 1-Post 1-Blocked

13 SIGTRYGGSSON R

		0/1

15 HALLGRIMSSON A

17 GARCIA PADRON J

0/1		0/1
		0/1
1/3		1/1

2-Missed 1-Post 2-Blocked

18 GUNNARSSON R

1/1		

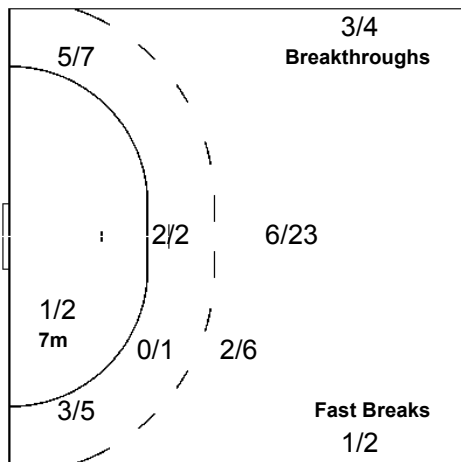
Team

Goals / Shots

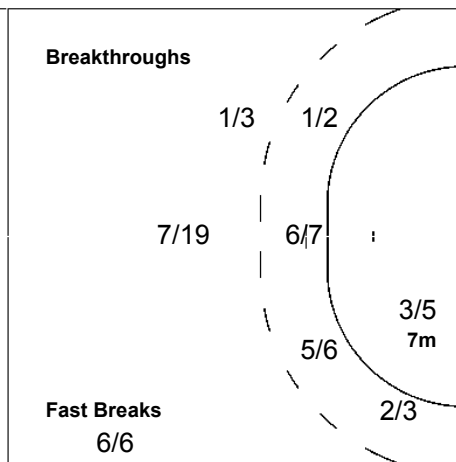
3/4		3/5
2/4		2/6
5/11	3/3	5/6

7-Missed 2-Post 5-Blocked

Offence



Defence



Goalkeepers

Saves / Shots

1/2	0/1	1/6
1/6	1/1	3/6
2/9	0/2	3/10

1 ERADZE R

12 HRAFNKELSSON G

1/2	0/1	1/6
1/6	1/1	3/6
2/9	0/2	3/10



Match Team Statistics

Ομαδικές Στατιστικές Αγώνα / Statistiques du match par équipe

Match No: 09

ISL 23 - 31 ESP
(12-13) (11-18)

Referees: (7) BORD G / (8) BUY O (FRA)

ESP - Spain

No.	Name	Shots								Offence		Defence		Penalties				TP
		G/S	%	6m	Wing	9m	7m	FB	BT	AS	TF	ST	BS	YC	2Min	RC	EX	
1	HOMBRADOS Jose									1								60:00
2	ENTRERRIOS Alberto	0/4	0	0/1		0/3					1			1	1			42:12
6	O'CALLAGHAN Xavier	3/3	100		1/1	1/1		1/1			1	1						27:05
8	BELAUSTEGUI Jon	4/9	44	1/2		2/6		1/1			3							31:08
10	DUJSHEBAEV Talant	5/10	50	2/2		3/8				6		1						36:52
11	LOZANO Demetrio														1			15:37
13	HERNANDEZ Fernando	2/4	50	1/2	1/1		0/1				1							23:16
14	PEREZ Juan	3/3	100	2/2				1/1		2	1		1					32:06
15	COLON Manuel	1/1	100	1/1						1								12:59
16	BARRUFET David																	
17	GARCIA Juan	3/4	75				1/2	2/2		1		2						36:38
18	ROMERO Iker	5/7	71	2/2		2/4		1/1		4	1		2	1				42:32
19	URIOS Rolando	2/2	100	2/2							2		1		1			22:51
20	ORTEGA Antonio	3/4	75	1/1	0/1		2/2			2	1	2						36:44
	Bench / Team																	
Totals		31/51	61	12/15	2/3	8/22	3/5	6/6		17	11	6	4	3	3			

No.	Name	Total Shots		6m Shots		Wing Shots		9m Shots		7m Shots		Fast Breaks		Breakthroughs	
		S/S	%	S/S	%	S/S	%	S/S	%	S/S	%	S/S	%	S/S	%
1	HOMBRADOS Jose	16/39	41	1/3	33	3/11	27	10/18	56	0/1	0	1/2	50	1/4	25
16	BARRUFET David														
Totals		16/39	41	1/3	33	3/11	27	10/18	56	0/1	0	1/2	50	1/4	25

Team Shots	Goals	Saves	Missed	Post	Blocked	Total	%
6m Shots	12	3				15	80
Wing Shots	2	1				3	67
9m Shots	8	7	3	2	2	22	36
7m Shots	3	1		1	n/a	5	60
Fast Breaks	6					6	100
Breakthroughs							
Totals	31	12	3	3	2	51	61

Number of Attacks: 60, Scoring Efficiency: 52%



Match Team Statistics

Ομαδικές Στατιστικές Αγώνα / Statistiques du match par équipe

Match No: 09

ISL 23 - 31 ESP
(12-13) (11-18)

Referees: (7) BORD G / (8) BUY O (FRA)

ESP - Spain

Shots Distribution

Players

Goals / Shots

2 ENTRERRIOS A	6 O'CALLAGHAN X	8 BELAUSTEGUI J	10 DUJSHEBAEV T	11 LOZANO D	13 HERNANDEZ F
0/1 0/1 0/1	2/2 1/1	2/2 2/4	1/2 2/3 0/1 1/1		1/2 1/1 0/1
1-Blocked		2-Missed 1-Blocked	2-Post		
14 PEREZ J	15 COLON M	17 GARCIA J	18 ROMERO I	19 URIOS R	20 ORTEGA A
1/1 1/1	1/1	1/1 2/2	1/1 2/2 0/1 1/1	1/1 1/1	1/1 0/1 2/2
		1-Post	1-Missed		

Team

Offence

Defence

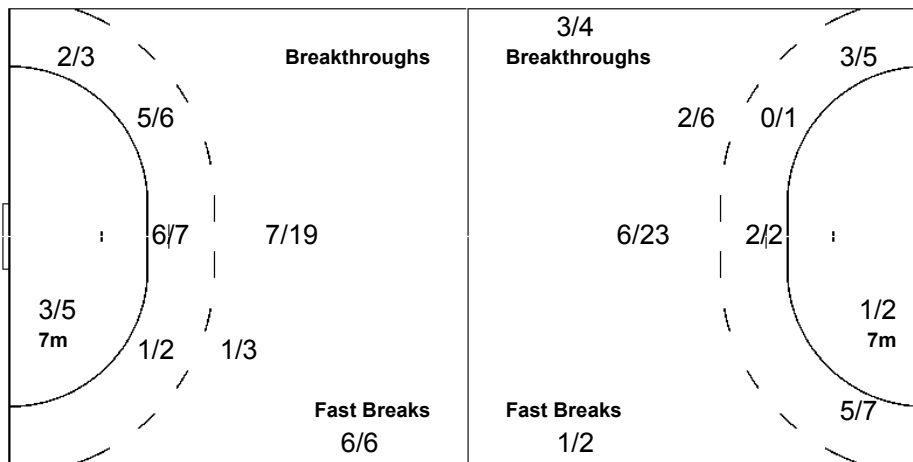
Goalkeepers

Goals / Shots

1/2	1/1	5/6
5/6	0/1	3/6
7/9	2/2	7/10
3-Missed	3-Post	2-Blocked

Saves / Shots

1/4	2/5
2/4	4/6
6/11	0/3 1/6



1 HOMBRADOS J

1/4	2/5
2/4	4/6
6/11	0/3 1/6

16 BARRUFET D

LEGEND								
G/S Goals / Shots	% Efficiency	6m 6-metre Shots	7m 7-metre Shots	9m 9-metre Shots				
S/S Saves / Shots	Wing Wing Shots	FB Fast Breaks	BT Breakthroughs	EX Exclusions				
AS Assists	TF Technical Faults	ST Steals	BS Blocked Shots	TP Time Played				
YC Yellow Cards	RC Red Cards	n/a not applicable	2Min 2 Minute Suspensions					
+ 2 Minute + 2 Minute Suspensions								



Results

Αποτελέσματα / Résultats

Match No: 13

CRO 29 - 26 KOR
(12-10) (17-16)

Referees: (7) BORD G / (8) BUY O (FRA)

RUNNING SCORE

CRO - KOR

CRO - Croatia

Players		Shots								Penalties			
No.	Name	G/S	%	6m	Wing	9m	7m	FB	BT	YC	2Min	RC	EX
1	LOSERT Venio												
2	KALEB Niksa	7/11	64	1/2	3/4	0/2		2/2	1/1	1	1		
4	BALIC Ivano	4/8	50			0/3			4/5		1		
6	LACKOVIC Blazenko	4/8	50	2/2		1/5			1/1				
7	ZRNIC Vedran												
9	VORI Igor	4/5	80	4/5						1			
10	DOMINIKOVIC Davor										1		
11	DZOMBA Mirza	9/11	82		3/4		1/1	5/6			1		
12	SOLA Vlado												
14	VUKOVIC Drago	0/1	0	0/1									
15	GOLUZA Slavko												
17	SPREM Goran	1/1	100					1/1					
18	SPOLJARIC Denis												
19	METLICIC Petar	0/3	0			0/3				1	2		
Bench / Team													
Totals		29/48	60	7/10	6/8	1/13	1/1	8/9	6/7	3	6		

Goalkeepers		Saves							
No.	Name	S/S	%	6m	Wing	9m	7m	FB	BT
1	LOSERT Venio	10/29	34	2/3	2/7	6/10	0/4	0/5	
12	SOLA Vlado	0/7	0	0/1	0/2	0/2	0/1	0/1	
Totals		10/36	28	2/4	2/9	6/12	0/5	0/6	

KOR - Korea

Players		Shots								Penalties			
No.	Name	G/S	%	6m	Wing	9m	7m	FB	BT	YC	2Min	RC	EX
1	HAN Kyung-Tai												
5	KIM Tea-Wan	1/2	50		0/1			1/1		1			
6	KIM Sung-Heon	2/6	33		2/6								
7	YOON Kyung-Min	1/2	50			1/2							
8	LIM Duk-Jun	1/3	33		1/2	0/1							
9	CHOI Seung-Wook												
10	PARK Chan-Yong	0/1	0	0/1									
12	LEE Chang-Woo												
13	YOON Kyung-Shin	8/17	47			2/10	5/6	1/1		1	1		
14	PARK Min-Chul	0/1	0	0/1									
15	LEE Tea-Young	7/8	88		4/5			3/3					
17	LEE Jae-Woo	2/4	50	0/2		1/1		1/1		1			
19	JI Seung-Hyun												
20	PAEK Won-Chul	4/13	31	2/2		2/11					2		
Bench / Team													
Totals		26/57	46	2/6	7/14	6/25	5/6	6/6		3	3		

Goalkeepers		Saves							
No.	Name	S/S	%	6m	Wing	9m	7m	FB	BT
1	HAN Kyung-Tai	17/43	40	3/8	2/7	10/12	0/1	1/8	1/7
12	LEE Chang-Woo	0/3	0	0/1	0/1			0/1	
Totals		17/46	37	3/10	2/8	10/11	0/1	1/9	1/7

1st Half	
KALEB N	1 (2') 0
	1 (4') 1 YOON K
	1 (5') 2 YOON K
DZOMBA M	2 (6') 2
KALEB N	3 (8') 2
KALEB N	4 (9') 2
DZOMBA M	5 (9') 2
KALEB N	6 (11') 2
DZOMBA M	7 (12') 2
VORI I	8 (14') 2
DZOMBA M	9 (15') 2
SPREM G	10 (15') 2
	10 (17') 3 LEE T
	10 (18') 4 LEE T
DZOMBA M	11 (19') 4
DZOMBA M	12 (20') 4
	12 (22') 5 YOON K
	12 (23') 6 YOON K
	12 (24') 7 LEE J
	12 (27') 8 KIM T
	12 (28') 9 YOON K
	12 (29') 10 LIM D

2nd Half	
BALIC I	13 (31') 10
	13 (32') 11 YOON K
LACKOVIC B	14 (32') 11
KALEB N	15 (33') 11
KALEB N	16 (34') 11
	16 (35') 12 LEE T
KALEB N	17 (35') 12
	17 (36') 13 LEE T
BALIC I	18 (36') 13
	18 (37') 14 LEE J
BALIC I	19 (37') 14
	19 (38') 15 LEE T
LACKOVIC B	20 (38') 15
	20 (39') 16 PAEK W
LACKOVIC B	21 (40') 16
	21 (40') 17 YOON K
	21 (41') 18 KIM S
	21 (42') 19 KIM S
VORI I	22 (43') 19
	22 (44') 20 PAEK W
	22 (45') 21 LEE T
DZOMBA M	23 (46') 21
	23 (48') 22 PAEK W
	23 (48') 23 YOON K
	23 (49') 24 YOON K
	23 (52') 25 PAEK W
VORI I	24 (53') 25
	24 (54') 26 LEE T
BALIC I	25 (55') 26
LACKOVIC B	26 (57') 26
DZOMBA M	27 (58') 26
DZOMBA M	28 (59') 26
VORI I	29 (60') 26

LEGEND									
G/S	Goals / Shots	%	Efficiency	6m	6-metre Shots	7m	7-metre Shots	9m	9-metre Shots
S/S	Saves / Shots	Wing	Wing Shots	FB	Fast Breaks	BT	Breakthroughs	EX	Exclusions
YC	Yellow Cards	RC	Red Cards	2Min	2 Minute Suspensions				
+	2 Minute + 2 Minute Suspensions								



Match Team Statistics

Ομαδικές Στατιστικές Αγώνα / Statistiques du match par équipe

Match No: 13

CRO 29 - 26 KOR
(12-10) (17-16)

Referees: (7) BORD G / (8) BUY O (FRA)

CRO - Croatia

Players		Shots								Offence		Defence		Penalties				TP
No.	Name	G/S	%	6m	Wing	9m	7m	FB	BT	AS	TF	ST	BS	YC	2Min	RC	EX	
1	LOSERT Venio																	52:14
2	KALEB Niksa	7/11	64	1/2	3/4	0/2		2/2	1/1	1	1	3		1	1			54:11
4	BALIC Ivano	4/8	50			0/3				4/5	7	7	4		1			54:30
6	LACKOVIC Blazenko	4/8	50	2/2		1/5				1/1	4	1	1	1				26:33
7	ZRNIC Vedran																	
9	VORI Igor	4/5	80	4/5						3	3		1	1				57:40
10	DOMINIKOVIC Davor														1			04:39
11	DZOMBA Mirza	9/11	82		3/4		1/1	5/6		1	3				1			60:00
12	SOLA Vlado										1							07:46
14	VUKOVIC Drago	0/1	0	0/1														01:46
15	GOLUZA Slavko										1		1					10:11
17	SPREM Goran	1/1	100					1/1										05:49
18	SPOLJARIC Denis												2					24:41
19	METLICIC Petar	0/3	0			0/3				3		1	3	1	2			60:00
Bench / Team																		
Totals		29/48	60	7/10	6/8	1/13	1/1	8/9	6/7	19	17	9	8	3	6			

Goalkeepers		Total Shots		6m Shots		Wing Shots		9m Shots		7m Shots		Fast Breaks		Breakthroughs	
No.	Name	S/S	%	S/S	%	S/S	%	S/S	%	S/S	%	S/S	%	S/S	%
1	LOSERT Venio	10/29	34	2/3	67	2/7	29	6/10	60	0/4	0	0/5	0		
12	SOLA Vlado	0/7	0	0/1	0	0/2	0	0/2	0	0/1	0	0/1	0		
Totals		10/36	28	2/4	50	2/9	22	6/12	50	0/5	0	0/6	0		

Team Shots	Goals	Saves	Missed	Post	Blocked	Total	%
6m Shots	7	3				10	70
Wing Shots	6	2				8	75
9m Shots	1	10	2			13	8
7m Shots	1				n/a	1	100
Fast Breaks	8	1				9	89
Breakthroughs	6	1				7	86
Totals	29	17	2			48	60

Number of Attacks: 63, Scoring Efficiency: 46%



Match Team Statistics

Ομαδικές Στατιστικές Αγώνα / Statistiques du match par équipe

Match No: 13

CRO 29 - 26 KOR
(12-10) (17-16)

Referees: (7) BORD G / (8) BUY O (FRA)

CRO - Croatia

Shots Distribution

Players

Goals / Shots

2 KALEB N			4 BALIC I			6 LACKOVIC B			7 ZRNIC V			9 VORI I			10 DOMINIKOVIC D		
0/1		2/2	1/1				0/1	0/1					2/3	1/1			
0/1	1/1	3/3			0/3	2/2	1/1	1/1						1/1			
11 DZOMBA M			14 VUKOVIC D			15 GOLUZA S			17 SPREM G			18 SPOLJARIC D			19 METLICIC P		
1/1	1/1								1/1						0/1		
1/2		3/4															0/1
1/1		2/2	0/1														0/1

1-Missed

1-Missed

Team

Offence

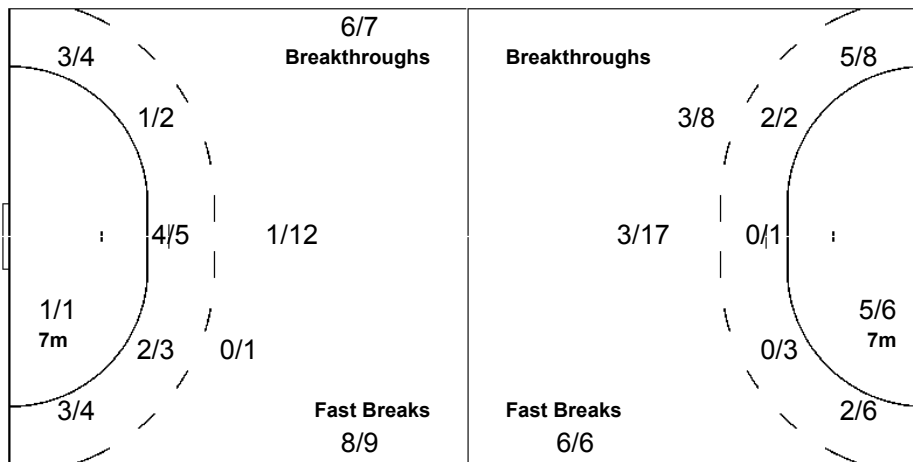
Defence

Goalkeepers

Goals / Shots

3/3	3/5	3/4
1/4		4/12
4/6	2/2	9/10

2-Missed



Saves / Shots

2/3	0/2	0/1
5/6	1/1	2/3
0/7		0/13

1 LOSERT V

2/3	0/2	
5/6	1/1	2/2
0/7		0/8

12 SOLA V

		0/1
		0/1
		0/5



Match Team Statistics

Ομαδικές Στατιστικές Αγώνα / Statistiques du match par équipe

Match No: 13

CRO 29 - 26 KOR
(12-10) (17-16)

Referees: (7) BORD G / (8) BUY O (FRA)

KOR - Korea

No.	Name	Shots								Offence		Defence		Penalties				TP
		G/S	%	6m	Wing	9m	7m	FB	BT	AS	TF	ST	BS	YC	2Min	RC	EX	
1	HAN Kyung-Tai									1	2							56:14
5	KIM Tea-Wan	1/2	50		0/1			1/1						1				11:39
6	KIM Sung-Heon	2/6	33		2/6					2		1						59:34
7	YOON Kyung-Min	1/2	50			1/2												20:27
8	LIM Duk-Jun	1/3	33		1/2	0/1				1								14:46
9	CHOI Seung-Wook																	
10	PARK Chan-Yong	0/1	0	0/1														11:29
12	LEE Chang-Woo																	03:46
13	YOON Kyung-Shin	8/17	47			2/10	5/6	1/1		2	2	1		1	1			51:39
14	PARK Min-Chul	0/1	0	0/1							1							33:01
15	LEE Tea-Young	7/8	88		4/5			3/3		2	1							51:35
17	LEE Jae-Woo	2/4	50	0/2		1/1		1/1		1	5			1				52:08
19	JI Seung-Hyun																	
20	PAEK Won-Chul	4/13	31	2/2		2/11				7	3	1			2			53:42
Bench / Team																		
Totals		26/57	46	2/6	7/14	6/25	5/6	6/6		16	14	3		3	3			

No.	Name	Total Shots		6m Shots		Wing Shots		9m Shots		7m Shots		Fast Breaks		Breakthroughs	
		S/S	%	S/S	%	S/S	%	S/S	%	S/S	%	S/S	%	S/S	%
1	HAN Kyung-Tai	17/43	40	3/8	38	2/7	29	10/12	83	0/1	0	1/8	13	1/7	14
12	LEE Chang-Woo	0/3	0	0/1	0	0/1	0					0/1	0		
Totals		17/46	37	3/10	30	2/8	25	10/11	91	0/1	0	1/9	11	1/7	14

Team Shots	Goals	Saves	Missed	Post	Blocked	Total	%
6m Shots	2	2		2		6	33
Wing Shots	7	2	2	3		14	50
9m Shots	6	6	2	5	6	25	24
7m Shots	5			1	n/a	6	83
Fast Breaks	6					6	100
Breakthroughs							
Totals	26	10	4	11	6	57	46

Number of Attacks: 63, Scoring Efficiency: 41%



Match Team Statistics

Ομαδικές Στατιστικές Αγώνα / Statistiques du match par équipe

Match No: 13

CRO 29 - 26 KOR
(12-10) (17-16)

Referees: (7) BORD G / (8) BUY O (FRA)

KOR - Korea

Shots Distribution

Players

Goals / Shots

5 KIM T

	1/1	

1-Post

6 KIM S

0/1		
		2/2

1-Missed 2-Post

7 YOON K

1/1		

1-Post

8 LIM D

1/1		

2-Missed

9 CHOI S

10 PARK C

1-Post

13 YOON K

1/2	1/1	1/1
		0/2
2/2		3/3

1-Missed 1-Post 4-Blocked

14 PARK M

1-Post

15 LEE T

0/1		
3/3		4/4

17 LEE J

0/1	0/1	
		2/2

19 JI S

20 PAK W

0/1		
1/3		1/1
		2/2

4-Post 2-Blocked

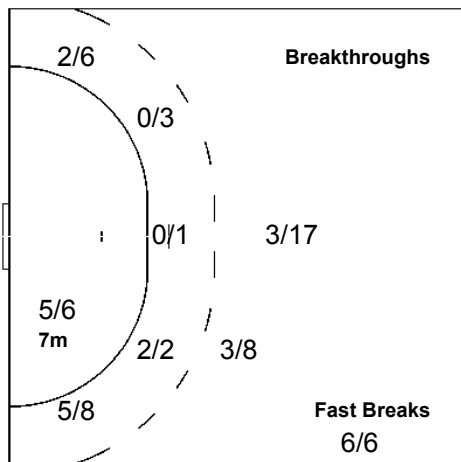
Team

Goals / Shots

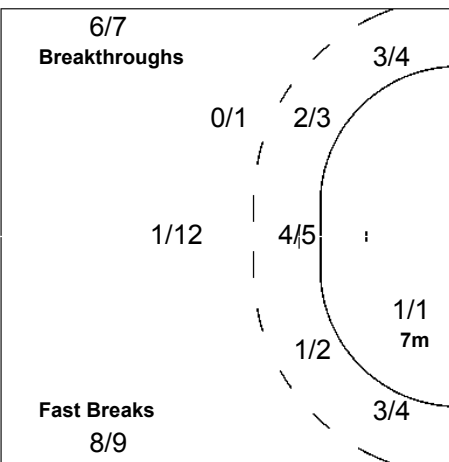
1/3	2/2	1/1
1/6	0/1	1/3
7/7		13/13

4-Missed 11-Post 6-Blocked

Offence



Defence



Goalkeepers

Saves / Shots

0/3	2/5	1/4
3/4		8/12
2/6	0/2	1/10

1 HAN K

0/1	2/4	1/4
3/4		8/12
2/6	0/2	1/10

12 LEE C

0/2	0/1	

LEGEND									
G/S	Goals / Shots	%	Efficiency	6m	6-metre Shots	7m	7-metre Shots	9m	9-metre Shots
S/S	Saves / Shots	Wing	Wing Shots	FB	Fast Breaks	BT	Breakthroughs	EX	Exclusions
AS	Assists	TF	Technical Faults	ST	Steals	BS	Blocked Shots	TP	Time Played
YC	Yellow Cards	RC	Red Cards	n/a	not applicable	2Min	2 Minute Suspensions		
+	2 Minute + 2 Minute Suspensions								



Results

Αποτελέσματα / Résultats

Match No: 14

ISL 30 - 25 SLO
(10-10) (20-15)

Referees: (19) BAUM M / (20) GORALCZYK M (POL)

RUNNING SCORE

ISL - SLO

ISL - Iceland

Players		Shots								Penalties			
No.	Name	G/S	%	6m	Wing	9m	7m	FB	BT	YC	2Min	RC	EX
1	ERADZE Roland												
3	ANDRESSON Kristjan												
4	JONSSON Einar Orn	0/3	0		0/3								
5	SIGURDSSON Sigfus	2/6	33	0/4				2/2		1	1		
6	SIGURDSSON Dagur												
8	GYLFASON Gylfi	1/2	50		1/2								
9	SIGURDSSON Gudjon Valur	7/11	64	1/1	3/5	0/2		3/3					
10	GUDJONSSON Snorri Steinn	2/5	40	0/2		1/1			1/2				
11	STEFANSSON Olafur	6/10	60	0/1	0/1	4/5	1/1	0/1	1/1	1	1		
12	HRAFNKELSSON Gudmundur												
13	SIGTRYGGSSON Runar	1/2	50					1/2		1	1		
15	HALLGRIMSSON Asgeir Orn	1/2	50						1/2				
17	GARCIA PADRON Jalesky	6/13	46	2/3		3/9		1/1					
18	GUNNARSSON Robert	4/4	100	3/3	1/1								
Bench / Team													
Totals		30/58	52	6/14	5/12	8/17	1/1	7/9	3/5	3	3		

Goalkeepers		Saves							
No.	Name	S/S	%	6m	Wing	9m	7m	FB	BT
1	ERADZE Roland	0/1	0				0/1		
12	HRAFNKELSSON Gudmundur	10/34	29	3/5	2/8	4/14	0/3	1/3	0/1
Totals		10/35	29	3/5	2/8	4/14	0/4	1/3	0/1

SLO - Slovenia

Players		Shots								Penalties			
No.	Name	G/S	%	6m	Wing	9m	7m	FB	BT	YC	2Min	RC	EX
1	PODPECAN Dusan												
2	KOZLINA Miladin									1	2		
4	VUGRINEC Renato	0/7	0	0/1		0/6							
6	KASTELIC Andrej	1/2	50		1/2					1			
7	KAVTICNIK Vid	4/8	50	1/1	2/5	1/2							
8	OSTIR Marko									1			
9	NATEK Jure												
13	TOMSIC Tomaz	1/1	100	1/1									
14	RUTENKA Sjarhei	10/12	83	0/1		6/6	3/3	1/2					
15	PAJOVIC Ales	2/3	67	0/1		2/2							
16	LAPAJNE Beno												
17	BRUMEN Matjaz	1/2	50	0/1	1/1						1		
18	ZORMAN Uros	3/4	75			1/2		1/1	1/1				
20	ZVIZEJ Luka	3/3	100		2/2		1/1						
Bench / Team													
Totals		25/42	60	2/6	6/10	10/18	4/4	2/3	1/1	3	3		

Goalkeepers		Saves							
No.	Name	S/S	%	6m	Wing	9m	7m	FB	BT
1	PODPECAN Dusan	4/11	36	2/5	1/3	1/1		0/2	
16	LAPAJNE Beno	19/42	45	4/7	6/9	5/13	0/1	2/7	2/5
Totals		23/53	43	6/12	7/12	6/14	0/1	2/9	2/5

		1st Half			
STEFANSSON O		1 (2')	0		
		1 (4')	1		RUTENKA S
		1 (7')	2		RUTENKA S
GUDJONSSON S		2 (9')	2		
		2 (9')	3		RUTENKA S
		2 (11')	4		RUTENKA S
		2 (12')	5		ZORMAN U
STEFANSSON O		3 (15')	5		
		3 (16')	6		RUTENKA S
		3 (18')	7		KAVTICNIK V
GYLFASON G		4 (18')	7		
SIGURDSSON S		5 (20')	7		
SIGURDSSON G		6 (20')	7		
STEFANSSON O		7 (22')	7		
		7 (23')	8		ZVIZEJ L
GARCIA PADRON J		8 (25')	8		
		8 (25')	9		ZVIZEJ L
STEFANSSON O		9 (26')	9		
GARCIA PADRON J		10 (29')	9		
		10 (29')	10		RUTENKA S
		2nd Half			
STEFANSSON O		11 (32')	10		
		11 (33')	11		KAVTICNIK V
GUNNARSSON R		12 (33')	11		
		12 (34')	12		KASTELIC A
		12 (35')	13		RUTENKA S
GUDJONSSON S		13 (36')	13		
SIGTRYGGSSON R		14 (37')	13		
		14 (37')	14		KAVTICNIK V
GARCIA PADRON J		15 (38')	14		
SIGURDSSON G		16 (38')	14		
SIGURDSSON S		17 (39')	14		
		17 (39')	15		ZORMAN U
GARCIA PADRON J		18 (40')	15		
		18 (41')	16		KAVTICNIK V
		18 (43')	17		RUTENKA S
SIGURDSSON G		19 (44')	17		
		19 (45')	18		RUTENKA S
GUNNARSSON R		20 (45')	18		
		20 (45')	19		ZORMAN U
SIGURDSSON G		21 (46')	19		
		21 (48')	20		RUTENKA S
		21 (50')	21		TOMSIC T
GARCIA PADRON J		22 (52')	21		
SIGURDSSON G		23 (53')	21		
SIGURDSSON G		24 (53')	21		
SIGURDSSON G		25 (54')	21		
		25 (54')	22		BRUMEN M
HALLGRIMSSON A		26 (55')	22		
		26 (55')	23		PAJOVIC A
GUNNARSSON R		27 (56')	23		
		27 (57')	24		ZVIZEJ L
STEFANSSON O		28 (58')	24		
GUNNARSSON R		29 (59')	24		
		29 (59')	25		PAJOVIC A
GARCIA PADRON J		30 (60')	25		

LEGEND									
G/S	Goals / Shots	%	Efficiency	6m	6-metre Shots	7m	7-metre Shots	9m	9-metre Shots
S/S	Saves / Shots	Wing	Wing Shots	FB	Fast Breaks	BT	Breakthroughs	EX	Exclusions
YC	Yellow Cards	RC	Red Cards	2Min	2 Minute Suspensions				
+	2 Minute + 2 Minute Suspensions								



Match Team Statistics

Ομαδικές Στατιστικές Αγώνα / Statistiques du match par équipe

Match No: 14

ISL 30 - 25 SLO

(10-10) (20-15)

Referees: (19) BAUM M / (20) GORALCZYK M (POL)

ISL - Iceland

No.	Name	Shots								Offence		Defence		Penalties			TP	
		G/S	%	6m	Wing	9m	7m	FB	BT	AS	TF	ST	BS	YC	2Min	RC		EX
1	ERADZE Roland																	00:15
3	ANDRESSON Kristjan																	
4	JONSSON Einar Orn	0/3	0		0/3													15:26
5	SIGURDSSON Sigfus	2/6	33	0/4				2/2		1		2	2	1	1		41:57	
6	SIGURDSSON Dagur																11:20	
8	GYLFASSON Gylfi	1/2	50		1/2						1	1					44:34	
9	SIGURDSSON Gudjon Valur	7/11	64	1/1	3/5	0/2		3/3				1					60:00	
10	GUDJONSSON Snorri Steinn	2/5	40	0/2		1/1			1/2	2							26:59	
11	STEFANSSON Olafur	6/10	60	0/1	0/1	4/5	1/1	0/1	1/1	3	2	2		1	1		58:15	
12	HRAFNKELSSON Gudmundur																59:45	
13	SIGTRYGGSSON Runar	1/2	50					1/2		2	1			1	1		32:18	
15	HALLGRIMSSON Asgeir Orn	1/2	50						1/2								03:42	
17	GARCIA PADRON Jalesky	6/13	46	2/3		3/9		1/1		5			1				48:32	
18	GUNNARSSON Robert	4/4	100	3/3	1/1						2	1					16:57	
Bench / Team																		
Totals		30/58	52	6/14	5/12	8/17	1/1	7/9	3/5	13	6	7	3	3	3			

No.	Name	Total Shots		6m Shots		Wing Shots		9m Shots		7m Shots		Fast Breaks		Breakthroughs	
		S/S	%	S/S	%	S/S	%	S/S	%	S/S	%	S/S	%	S/S	%
1	ERADZE Roland	0/1	0							0/1	0				
12	HRAFNKELSSON Gudmundur	10/34	29	3/5	60	2/8	25	4/14	29	0/3	0	1/3	33	0/1	0
Totals		10/35	29	3/5	60	2/8	25	4/14	29	0/4	0	1/3	33	0/1	0

Team Shots	Goals	Saves	Missed	Post	Blocked	Total	%
6m Shots	6	6	2			14	43
Wing Shots	5	7				12	42
9m Shots	8	6	1		2	17	47
7m Shots	1				n/a	1	100
Fast Breaks	7	2				9	78
Breakthroughs	3	2				5	60
Totals	30	23	3		2	58	52

Number of Attacks: 56, Scoring Efficiency: 54%



Match Team Statistics

Ομαδικές Στατιστικές Αγώνα / Statistiques du match par équipe

Match No: 14

ISL 30 - 25 SLO
(10-10) (20-15)

Referees: (19) BAUM M / (20) GORALCZYK M (POL)

ISL - Iceland

Shots Distribution

Players

Goals / Shots

3 ANDRESSON K

4 JONSSON E

0/1		0/1
		0/1

5 SIGURDSSON S

	0/1	1/1
1/2		
	0/1	

1-Missed

6 SIGURDSSON D

8 GYLFASON G

		0/1
1/1		

9 SIGURDSSON G

1/2		1/3
2/3	1/1	2/2

10 GUDJONSSON S

1/1		
		0/3
	1/1	

11 STEFANSSON O

1/2		0/1
2/2		3/3

1-Missed

1-Blocked

13 SIGTRYGGSSON R

1/2		

15 HALLGRIMSSON A

		0/1
1/1		

17 GARCIA PADRON J

	0/2	2/3
0/1		1/1
2/2		1/2

1-Missed

1-Blocked

18 GUNNARSSON R

1/1		1/1
1/1		1/1

Team

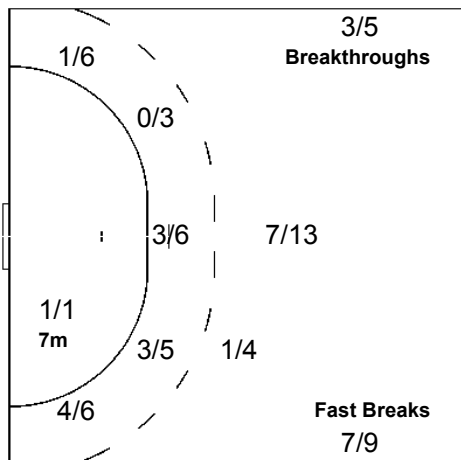
Goals / Shots

1/1	0/3	3/4
5/11		3/12
9/10	2/3	7/9

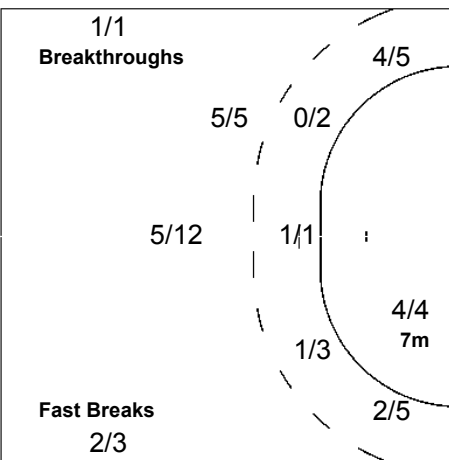
3-Missed

2-Blocked

Offence



Defence



Goalkeepers

Saves / Shots

0/1	0/1	1/5
5/9		3/3
1/6		0/10

1 ERADZE R

		0/1

12 HRAFNKELSSON G

0/1	0/1	1/5
5/9		3/3
1/6		0/9



Match Team Statistics

Ομαδικές Στατιστικές Αγώνα / Statistiques du match par équipe

Match No: 14

ISL 30 - 25 SLO
(10-10) (20-15)

Referees: (19) BAUM M / (20) GORALCZYK M (POL)

SLO - Slovenia

No.	Name	Shots								Offence		Defence		Penalties				TP
		G/S	%	6m	Wing	9m	7m	FB	BT	AS	TF	ST	BS	YC	2Min	RC	EX	
1	PODPECAN Dusan																	10:35
2	KOZLINA Miladin											1		1	2			24:14
4	VUGRINEC Renato	0/7	0	0/1		0/6				1								32:46
6	KASTELIC Andrej	1/2	50		1/2					1				1				33:53
7	KAVTICNIK Vid	4/8	50	1/1	2/5	1/2												40:43
8	OSTIR Marko											1		1				21:40
9	NATEK Jure																	
13	TOMSIC Tomaz	1/1	100	1/1							1							32:33
14	RUTENKA Sjarhei	10/12	83	0/1		6/6	3/3	1/2		2	8							34:02
15	PAJOVIC Ales	2/3	67	0/1		2/2					2		1					34:26
16	LAPAJNE Beno																	49:25
17	BRUMEN Matjaz	1/2	50	0/1	1/1						2				1			28:56
18	ZORMAN Uros	3/4	75			1/2		1/1	1/1	3	4							50:40
20	ZVIZEJ Luka	3/3	100		2/2		1/1											26:07
	Bench / Team																	
Totals		25/42	60	2/6	6/10	10/18	4/4	2/3	1/1	7	17	1	2	3	3			

No.	Name	Total Shots		6m Shots		Wing Shots		9m Shots		7m Shots		Fast Breaks		Breakthroughs	
		S/S	%	S/S	%	S/S	%	S/S	%	S/S	%	S/S	%	S/S	%
1	PODPECAN Dusan	4/11	36	2/5	40	1/3	33	1/1	100			0/2		0	
16	LAPAJNE Beno	19/42	45	4/7	57	6/9	67	5/13	38	0/1	0	2/7	29	2/5	40
Totals		23/53	43	6/12	50	7/12	58	6/14	43	0/1	0	2/9	22	2/5	40

Team Shots	Goals	Saves	Missed	Post	Blocked	Total	%
6m Shots	2	3	1			6	33
Wing Shots	6	2	1	1		10	60
9m Shots	10	4	2		2	18	56
7m Shots	4				n/a	4	100
Fast Breaks	2	1				3	67
Breakthroughs	1					1	100
Totals	25	10	4	1	2	42	60

Number of Attacks: 57, Scoring Efficiency: 44%



Match Team Statistics

Ομαδικές Στατιστικές Αγώνα / Statistiques du match par équipe

Match No: 14

ISL 30 - 25 SLO
(10-10) (20-15)

Referees: (19) BAUM M / (20) GORALCZYK M (POL)

SLO - Slovenia

Shots Distribution

Players

Goals / Shots

2 KOZLINA M	4 VUGRINEC R	6 KASTELIC A	7 KAVTICNIK V	8 OSTIR M	9 NATEK J
	0/3		1/1		
	2-Missed	1-Blocked	1-Post	1-Missed	
13 TOMSIC T	14 RUTENKA S	15 PAJOVIC A	17 BRUMEN M	18 ZORMAN U	20 ZVIZEJ L
	1/1	1/1	1/1	1/1	
	2/2	0/1			
	3/4	4/4		2/2	1/1
			1-Missed	1-Blocked	2/2

Team

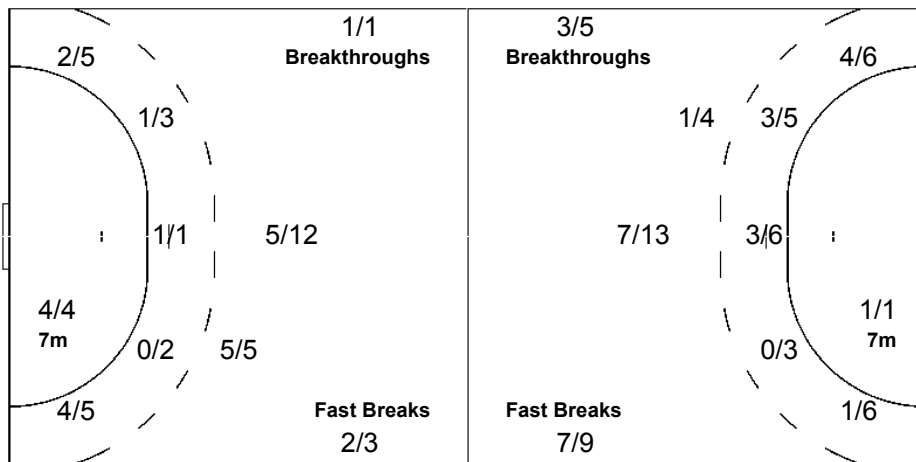
Offence

Defence

Goalkeepers

Goals / Shots

1/1	1/1	4/5
4/9		0/3
5/6		10/10
4-Missed	1-Post	2-Blocked



Saves / Shots

0/1	3/3	1/4
6/11		9/12
1/10	1/3	2/9

1 PODPECAN D

	1/1	
1/2		2/5
	0/1	0/2

16 LAPAJNE B

0/1	2/2	1/4
5/9		7/7
1/10	1/2	2/7

LEGEND									
G/S	Goals / Shots	%	Efficiency	6m	6-metre Shots	7m	7-metre Shots	9m	9-metre Shots
S/S	Saves / Shots	Wing	Wing Shots	FB	Fast Breaks	BT	Breakthroughs	EX	Exclusions
AS	Assists	TF	Technical Faults	ST	Steals	BS	Blocked Shots	TP	Time Played
YC	Yellow Cards	RC	Red Cards	n/a	not applicable	2Min	2 Minute Suspensions		
+	2 Minute + 2 Minute Suspensions								



Results

Αποτελέσματα / Résultats

Match No: 17

ESP 29 - 26 RUS

(11-11) (18-15)

Referees: (15) NACHEVSKI D / (16) NACHEVSKI M (MKD)

RUNNING SCORE

ESP - RUS

ESP - Spain

Players		Shots								Penalties			
No.	Name	G/S	%	6m	Wing	9m	7m	FB	BT	YC	2Min	RC	EX
1	HOMBRADOS Jose												
2	ENTRERRIOS Alberto	5/12	42			1/8		1/1	3/3				
6	O'CALLAGHAN Xavier	1/2	50		0/1			1/1					
9	GARRALDA Mateo	1/6	17			0/4		1/1	0/1	1	2		
10	DUJSHEBAEV Talant	2/8	25			0/6		1/1	1/1	1			
11	LOZANO Demetrio	3/4	75			1/2		1/1	1/1				
13	HERNANDEZ Fernando	5/6	83		0/1			5/5					
14	PEREZ Juan	0/1	0	0/1							2		
15	COLON Manuel	1/1	100					1/1		1	1		
16	BARRUFET David												
17	GARCIA Juan	2/2	100		1/1			1/1					
18	ROMERO Iker	3/4	75	1/1		0/1		2/2					
19	URIOS Rolando	1/1	100			1/1					1		
20	ORTEGA Antonio	5/6	83	1/1	1/1		1/1	2/3					
Bench / Team													
Totals		29/53	55	2/3	2/4	3/22	1/1	16/17	5/6	3	6		

Goalkeepers		Saves							
No.	Name	S/S	%	6m	Wing	9m	7m	FB	BT
1	HOMBRADOS Jose								
16	BARRUFET David	15/41	37	4/13	2/3	6/15	2/4	1/3	0/3
Totals		15/41	37	4/13	2/3	6/15	2/4	1/3	0/3

RUS - Russia

Players		Shots								Penalties			
No.	Name	G/S	%	6m	Wing	9m	7m	FB	BT	YC	2Min	RC	EX
1	LAVROV Andrey												
3	IVANOV Vitali	3/4	75	3/3		0/1							
5	KULESHOV Oleg	2/5	40	0/2		0/1			2/2				
6	KRIVOSHLYKOV Denis	2/2	100		1/1			1/1			1		
8	TUCHKIN Alexandre	4/6	67			4/6							
9	KUDINOV Vasily												
11	TORGOVANOVA Dmitri	5/6	83	5/6							1		
13	GORBATIKOV Alexander												
15	RASTVORTSEV Alexey	6/11	55	0/1		5/9			1/1				
16	KOSTYGOV Alexey												
18	GORPICHIN Viatcheslav												
19	POGORELOV Sergey	0/1	0			0/1					1		
20	CHIPURIN Mikhail	1/1	100	1/1							1		
23	KOKCHAROV Eduard	3/8	38		0/2		2/4	1/2		1	3	1	
Bench / Team													
Totals		26/44	59	9/13	1/3	9/18	2/4	2/3	3/3	3	7	1	

Goalkeepers		Saves							
No.	Name	S/S	%	6m	Wing	9m	7m	FB	BT
1	LAVROV Andrey	8/37	22	1/3	1/3	5/8	0/1	0/16	1/6
16	KOSTYGOV Alexey								
Totals		8/37	22	1/3	1/3	5/8	0/1	0/16	1/6

1st Half		Player	
0	(1') 1	TORGOVANOVA D	
1	(2') 1		
1	(3') 2	IVANOV V	
2	(4') 2		
2	(4') 3	KOKCHAROV E	
2	(6') 4	TUCHKIN A	
2	(7') 5	TUCHKIN A	
3	(8') 5		
3	(9') 6	RASTVORTSEV A	
4	(10') 6		
5	(11') 6		
6	(12') 6		
6	(12') 7	IVANOV V	
6	(13') 8	RASTVORTSEV A	
6	(14') 9	KRIVOSHLYKOV D	
7	(15') 9		
8	(18') 9		
8	(21') 10	IVANOV V	
9	(22') 10	GARCIA J	
10	(22') 10	HERNANDEZ F	
10	(28') 11	KULESHOV O	
11	(29') 11	URIOS R	

2nd Half		Player	
12	(32') 11		
12	(33') 12	KOKCHAROV E	
13	(34') 12		
14	(35') 12		
15	(36') 12		
16	(37') 12		
16	(37') 13	TORGOVANOVA D	
16	(38') 14	TORGOVANOVA D	
17	(38') 14		
17	(39') 15	RASTVORTSEV A	
18	(40') 15		
18	(40') 16	KULESHOV O	
19	(41') 16		
19	(42') 17	TUCHKIN A	
19	(43') 18	RASTVORTSEV A	
19	(44') 19	KRIVOSHLYKOV D	
20	(46') 19		
20	(46') 20	RASTVORTSEV A	
20	(47') 21	KOKCHAROV E	
21	(48') 21		
21	(50') 22	CHIPURIN M	
21	(52') 23	TUCHKIN A	
22	(53') 23		
23	(55') 23		
23	(55') 24	TORGOVANOVA D	
24	(55') 24		
24	(55') 24		
24	(57') 24		
26	(57') 24		
26	(58') 25	RASTVORTSEV A	
27	(59') 25		
28	(59') 25		
29	(60') 25		
29	(60') 26	TORGOVANOVA D	

LEGEND									
G/S	Goals / Shots	%	Efficiency	6m	6-metre Shots	7m	7-metre Shots	9m	9-metre Shots
S/S	Saves / Shots	Wing	Wing Shots	FB	Fast Breaks	BT	Breakthroughs	EX	Exclusions
YC	Yellow Cards	RC	Red Cards	2Min	2 Minute Suspensions				
+	2 Minute + 2 Minute Suspensions								



Match Team Statistics

Ομαδικές Στατιστικές Αγώνα / Statistiques du match par équipe

Match No: 17

ESP 29 - 26 RUS

(11-11) (18-15)

Referees: (15) NACHEVSKI D / (16) NACHEVSKI M (MKD)

ESP - Spain

Players		Shots								Offence		Defence		Penalties				TP
No.	Name	G/S	%	6m	Wing	9m	7m	FB	BT	AS	TF	ST	BS	YC	2Min	RC	EX	
1	HOMBRADOS Jose																	
2	ENTRERRIOS Alberto	5/12	42			1/8		1/1	3/3	2	2							45:10
6	O'CALLAGHAN Xavier	1/2	50		0/1			1/1		2								21:41
9	GARRALDA Mateo	1/6	17			0/4		1/1	0/1	1	1	3		1	2			39:56
10	DUJSHEBAEV Talant	2/8	25			0/6		1/1	1/1	1	2	1		1				24:35
11	LOZANO Demetrio	3/4	75			1/2		1/1	1/1		2	1						23:15
13	HERNANDEZ Fernando	5/6	83		0/1			5/5		2	1	3						30:56
14	PEREZ Juan	0/1	0	0/1											2			08:54
15	COLON Manuel	1/1	100					1/1				3		1	1			23:18
16	BARRUFET David									2								60:00
17	GARCIA Juan	2/2	100		1/1			1/1		1	1	1						39:01
18	ROMERO Iker	3/4	75	1/1		0/1		2/2		4	2	2						43:53
19	URIOS Rolando	1/1	100			1/1									1			30:17
20	ORTEGA Antonio	5/6	83	1/1	1/1		1/1	2/3										29:04
Bench / Team																		
Totals		29/53	55	2/3	2/4	3/22	1/1	16/17	5/6	15	11	14		3	6			

Goalkeepers		Total Shots		6m Shots		Wing Shots		9m Shots		7m Shots		Fast Breaks		Breakthroughs	
No.	Name	S/S	%	S/S	%	S/S	%	S/S	%	S/S	%	S/S	%	S/S	%
1	HOMBRADOS Jose														
16	BARRUFET David	15/41	37	4/13	31	2/3	67	6/15	40	2/4	50	1/3	33	0/3	0
Totals		15/41	37	4/13	31	2/3	67	6/15	40	2/4	50	1/3	33	0/3	0

Team Shots	Goals	Saves	Missed	Post	Blocked	Total	%
6m Shots	2	1				3	67
Wing Shots	2	1		1		4	50
9m Shots	3	5	4	4	6	22	14
7m Shots	1				n/a	1	100
Fast Breaks	16			1		17	94
Breakthroughs	5	1				6	83
Totals	29	8	4	6	6	53	55

Number of Attacks: 61, Scoring Efficiency: 48%



Match Team Statistics

Ομαδικές Στατιστικές Αγώνα / Statistiques du match par équipe

Match No: 17

ESP 29 - 26 RUS
(11-11) (18-15)

Referees: (15) NACHEVSKI D / (16) NACHEVSKI M (MKD)

ESP - Spain

Shots Distribution

Players

Goals / Shots

2 ENTRERRIOS A

1/1		1/1
1/1		2/2

2-Missed 2-Post 3-Blocked

6 O'CALLAGHAN X

	1/1	

1-Post

9 GARRALDA M

0/1	0/1	
	1/1	

1-Missed 1-Post 1-Blocked

10 DUJSHEBAEV T

0/1		1/2
1/2	0/1	

1-Post 1-Blocked

11 LOZANO D

3/3		

1-Blocked

13 HERNANDEZ F

	1/1	2/3
	1/1	1/1

14 PEREZ J

		0/1

15 COLON M

		1/1

17 GARCIA J

1/1		
		1/1

18 ROMERO I

		1/1
1/1		1/1

1-Missed

19 URIOS R

		1/1

20 ORTEGA A

1/1		1/1
2/2		1/1

1-Post

Team

Goals / Shots

1/1	2/2	3/4
3/5	0/1	4/5
7/8	2/3	7/8

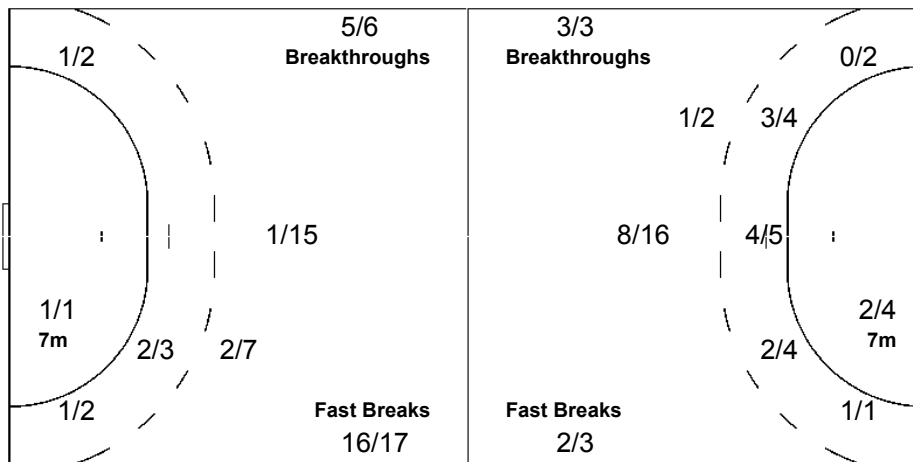
4-Missed 6-Post 6-Blocked

Offence

Defence

Goalkeepers

Saves / Shots



0/3	1/1	
2/5		4/7
3/11	3/4	2/10

1 HOMBRADOS J

16 BARRUFET D

0/3	1/1	
2/5		4/7
3/11	3/4	2/10



Match Team Statistics

Ομαδικές Στατιστικές Αγώνα / Statistiques du match par équipe

Match No: 17

ESP 29 - 26 RUS

(11-11) (18-15)

Referees: (15) NACHEVSKI D / (16) NACHEVSKI M (MKD)

RUS - Russia

No.	Name	Shots								Offence		Defence		Penalties			TP	
		G/S	%	6m	Wing	9m	7m	FB	BT	AS	TF	ST	BS	YC	2Min	RC		EX
1	LAVROV Andrey										1							60:00
3	IVANOV Vitali	3/4	75	3/3		0/1				2	3							35:08
5	KULESHOV Oleg	2/5	40	0/2		0/1			2/2		2							26:34
6	KRIVOSHLYKOV Denis	2/2	100		1/1			1/1		1	3	2			1			60:00
8	TUCHKIN Alexandre	4/6	67			4/6				2	5							22:39
9	KUDINOV Vasily										1							01:01
11	TORGOVANOV Dmitri	5/6	83	5/6							2				1			46:18
13	GORBATIKOV Alexander																	
15	RASTVORTSEV Alexey	6/11	55	0/1		5/9			1/1	1	2							30:51
16	KOSTYGOV Alexey																	
18	GORPICHIN Viatcheslav									1	1		3	1	1			26:23
19	POGORELOV Sergey	0/1	0			0/1				1			2	1				29:29
20	CHIPURIN Mikhail	1/1	100	1/1											1			21:37
23	KOKCHAROV Eduard	3/8	38		0/2		2/4	1/2		2				1	3	1		60:00
Bench / Team																		
Totals		26/44	59	9/13	1/3	9/18	2/4	2/3	3/3	11	19	2	5	3	7	1		

No.	Name	Total Shots		6m Shots		Wing Shots		9m Shots		7m Shots		Fast Breaks		Breakthroughs	
		S/S	%	S/S	%	S/S	%	S/S	%	S/S	%	S/S	%	S/S	%
1	LAVROV Andrey	8/37	22	1/3	33	1/3	33	5/8	63	0/1	0	0/16	0	1/6	17
16	KOSTYGOV Alexey														
Totals		8/37	22	1/3	33	1/3	33	5/8	63	0/1	0	0/16	0	1/6	17

Team Shots	Goals	Saves	Missed	Post	Blocked	Total	%
6m Shots	9	4				13	69
Wing Shots	1	2				3	33
9m Shots	9	6	1	2		18	50
7m Shots	2	2			n/a	4	50
Fast Breaks	2	1				3	67
Breakthroughs	3					3	100
Totals	26	15	1	2		44	59

Number of Attacks: 61, Scoring Efficiency: 43%



Match Team Statistics

Ομαδικές Στατιστικές Αγώνα / Statistiques du match par équipe

Match No: 17

ESP 29 - 26 RUS
(11-11) (18-15)

Referees: (15) NACHEVSKI D / (16) NACHEVSKI M (MKD)

RUS - Russia

Shots Distribution

Players

Goals / Shots

3 IVANOV V	5 KULESHOV O	6 KRIVOSHLYKOV D	8 TUCHKIN A	9 KUDINOV V	11 TORGOVANOV D
1/1	0/1	2/2			2/2
1/1	0/1		2/3	0/1	1/2
1/2	1/1	0/1	2/2		1/1
13 GORBATIKOV A	15 RASTVORTSEV A	18 GORPICHIN V	19 POGORELOV S	20 CHIPURIN M	23 KOKCHAROV E
				1/1	0/1
	2/3		0/1		1/3
	4/5				2/2
					0/1

1-Missed 2-Post

Team

Offence

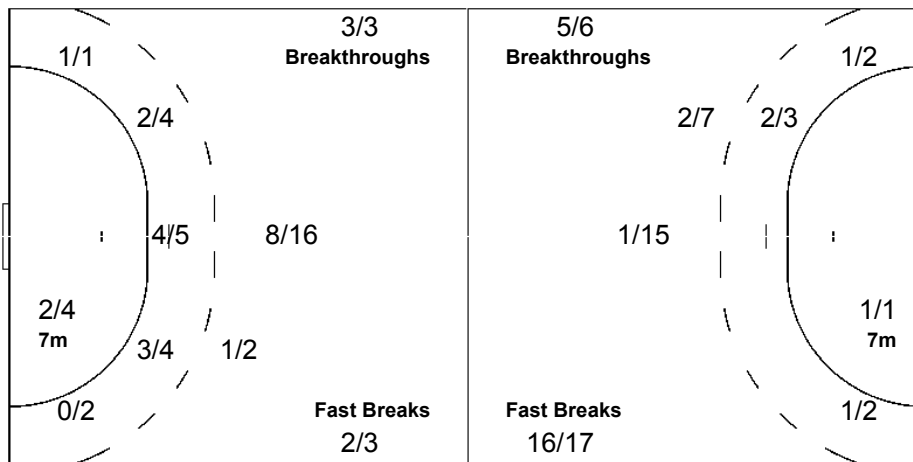
Defence

Goalkeepers

Goals / Shots

3/3	0/1	
3/5		3/7
8/11	1/4	8/10

1-Missed 2-Post



Saves / Shots

0/1	0/2	1/4
2/5	1/1	1/5
1/8	1/3	1/8

1 LAVROV A

0/1	0/2	1/4
2/5	1/1	1/5
1/8	1/3	1/8

16 KOSTYGOV A

LEGEND								
G/S Goals / Shots	% Efficiency	6m 6-metre Shots	7m 7-metre Shots	9m 9-metre Shots				
S/S Saves / Shots	Wing Wing Shots	FB Fast Breaks	BT Breakthroughs	EX Exclusions				
AS Assists	TF Technical Faults	ST Steals	BS Blocked Shots	TP Time Played				
YC Yellow Cards	RC Red Cards	n/a not applicable	2Min 2 Minute Suspensions					
+ 2 Minute + 2 Minute Suspensions								



Results

Αποτελέσματα / Résultats

Match No: 19

KOR 34 - 30 ISL
(16-13) (18-17)

Referees: (15) NACHEVSKI D / (16) NACHEVSKI M (MKD)

RUNNING SCORE

KOR - ISL

KOR - Korea

Players		Shots								Penalties			
No.	Name	G/S	%	6m	Wing	9m	7m	FB	BT	YC	2Min	RC	EX
1	HAN Kyung-Tai												
5	KIM Tea-Wan									1	1		
6	KIM Sung-Heon	1/2	50		1/2								
7	YOON Kyung-Min	6/7	86			4/5			2/2	1	1		
8	LIM Duk-Jun	0/1	0		0/1								
9	CHOI Seung-Wook												
10	PARK Chan-Yong												
12	LEE Chang-Woo												
13	YOON Kyung-Shin	12/20	60			6/14	5/5	1/1		1			
14	PARK Min-Chul	5/5	100	5/5									
15	LEE Tea-Young	3/4	75		1/1		0/1	2/2			1		
17	LEE Jae-Woo	4/6	67			2/3		2/2	0/1		1		
19	JI Seung-Hyun												
20	PAEK Won-Chul	3/7	43			1/4			2/3				
Bench / Team													
Totals		34/52	65	5/5	2/4	13/26	5/6	5/5	4/6	3	4		

Goalkeepers		Saves							
No.	Name	S/S	%	6m	Wing	9m	7m	FB	BT
1	HAN Kyung-Tai	13/37	35	5/13	2/4	3/10	0/3	2/5	1/2
12	LEE Chang-Woo	2/8	25	0/2	0/2	1/2	0/1	1/1	
Totals		15/45	33	5/15	2/6	4/12	0/4	3/6	1/2

ISL - Iceland

Players		Shots								Penalties			
No.	Name	G/S	%	6m	Wing	9m	7m	FB	BT	YC	2Min	RC	EX
1	ERADZE Roland												
3	ANDRESSON Kristjan												
4	JONSSON Einar Orn	0/1	0		0/1								
5	SIGURDSSON Sigfus	5/5	100	4/4				1/1		1	3	1	
6	SIGURDSSON Dagur	1/2	50		0/1	1/1							
8	GYLFASSON Gyfi	3/6	50		2/3	1/1		0/2					
9	SIGURDSSON Gudjon Valur	3/7	43	1/4	2/2				0/1				
10	GUDJONSSON Snorri Steinn	1/4	25	1/2		0/2							
11	STEFANSSON Olafur	10/11	91	2/2		3/4	4/4		1/1	1			
12	HRAFNKELSSON Gudmundur												
13	SIGTRYGGSSON Runar	1/1	100	1/1									
15	HALLGRIMSSON Asgeir Orn												
17	GARCIA PADRON Jalesky	6/9	67	1/1		3/6		2/2		1			
18	GUNNARSSON Robert	0/3	0	0/2				0/1					
Bench / Team													
Totals		30/49	61	10/16	4/7	8/14	4/4	3/6	1/2	3	3	1	

Goalkeepers		Saves							
No.	Name	S/S	%	6m	Wing	9m	7m	FB	BT
1	ERADZE Roland	3/23	13	0/2		2/12	0/4	0/3	1/2
12	HRAFNKELSSON Gudmundur	3/17	18	0/3	1/3	1/4	0/1	0/2	1/4
Totals		6/40	15	0/5	1/3	3/16	0/5	0/5	2/6

1st Half	
PARK M	1 (1') 0
PARK M	2 (4') 0
	2 (4') 1 GYLFASSON G
	2 (6') 2 STEFANSSON O
	2 (6') 3 SIGURDSSON S
PARK M	3 (8') 3
	3 (9') 4 SIGURDSSON S
	3 (10') 5 SIGTRYGGSSON R
KIM S	4 (11') 5
PAEK W	5 (12') 5
	5 (12') 6 STEFANSSON O
LEE T	6 (14') 6
	6 (15') 7 STEFANSSON O
YOON K	7 (16') 7
	7 (17') 8 SIGURDSSON S
YOON K	8 (18') 8
LEE T	9 (19') 8
	9 (19') 9 STEFANSSON O
PAEK W	10 (20') 9
LEE J	11 (20') 9
	11 (21') 10 SIGURDSSON G
	11 (22') 11 SIGURDSSON S
YOON K	12 (23') 11
YOON K	13 (24') 11
PARK M	14 (25') 11
YOON K	15 (26') 11
	15 (27') 12 GYLFASSON G
	15 (29') 13 SIGURDSSON D
YOON K	16 (29') 13
2nd Half	
YOON K	17 (32') 13
	17 (32') 14 GARCIA PADRON J
	17 (33') 15 GUDJONSSON S
	17 (34') 16 GARCIA PADRON J
YOON K	18 (34') 16
	18 (35') 17 STEFANSSON O
YOON K	19 (36') 17
YOON K	20 (37') 17
	20 (37') 18 GARCIA PADRON J
YOON K	21 (38') 18
	21 (39') 19 GYLFASSON G
PARK M	22 (41') 19
	22 (42') 20 STEFANSSON O
	22 (43') 21 GARCIA PADRON J
PAEK W	23 (44') 21
LEE J	24 (45') 21
YOON K	25 (47') 21
	25 (48') 22 STEFANSSON O
	25 (48') 23 SIGURDSSON G
YOON K	26 (49') 23
	26 (49') 24 SIGURDSSON G
LEE T	27 (51') 24
YOON K	28 (52') 24
YOON K	29 (53') 24
LEE J	30 (54') 24
	30 (54') 25 STEFANSSON O
	30 (55') 26 SIGURDSSON S
YOON K	31 (56') 26
	31 (56') 27 GARCIA PADRON J
YOON K	32 (57') 27
	32 (57') 28 GARCIA PADRON J
	32 (58') 29 STEFANSSON O
YOON K	33 (59') 29
	33 (59') 30 STEFANSSON O
LEE J	34 (59') 30

LEGEND									
G/S	Goals / Shots	%	Efficiency	6m	6-metre Shots	7m	7-metre Shots	9m	9-metre Shots
S/S	Saves / Shots	Wing	Wing Shots	FB	Fast Breaks	BT	Breakthroughs	EX	Exclusions
YC	Yellow Cards	RC	Red Cards	2Min	2 Minute Suspensions				
+	2 Minute + 2 Minute Suspensions								



Match Team Statistics

Ομαδικές Στατιστικές Αγώνα / Statistiques du match par équipe

Match No: 19

KOR 34 - 30 ISL
(16-13) (18-17)

Referees: (15) NACHEVSKI D / (16) NACHEVSKI M (MKD)

KOR - Korea

Players		Shots								Offence		Defence		Penalties				TP
No.	Name	G/S	%	6m	Wing	9m	7m	FB	BT	AS	TF	ST	BS	YC	2Min	RC	EX	
1	HAN Kyung-Tai																	46:39
5	KIM Tea-Wan													1	1			13:53
6	KIM Sung-Heon	1/2	50		1/2					1								30:02
7	YOON Kyung-Min	6/7	86			4/5			2/2		2	2		1	1			55:41
8	LIM Duk-Jun	0/1	0		0/1						1							04:17
9	CHOI Seung-Wook																	
10	PARK Chan-Yong																	
12	LEE Chang-Woo																	13:21
13	YOON Kyung-Shin	12/20	60			6/14	5/5	1/1		2	2	1	1	1				51:10
14	PARK Min-Chul	5/5	100	5/5						1		2						54:09
15	LEE Tea-Young	3/4	75		1/1		0/1	2/2		1	1	2			1			60:00
17	LEE Jae-Woo	4/6	67			2/3		2/2	0/1	1	1	1			1			49:26
19	JI Seung-Hyun																	
20	PAEK Won-Chul	3/7	43			1/4			2/3	2	4							41:22
	Bench / Team																	
	Totals	34/52	65	5/5	2/4	13/26	5/6	5/5	4/6	8	11	8	1	3	4			

Goalkeepers		Total Shots		6m Shots		Wing Shots		9m Shots		7m Shots		Fast Breaks		Breakthroughs	
No.	Name	S/S	%	S/S	%	S/S	%	S/S	%	S/S	%	S/S	%	S/S	%
1	HAN Kyung-Tai	13/37	35	5/13	38	2/4	50	3/10	30	0/3	0	2/5	40	1/2	50
12	LEE Chang-Woo	2/8	25	0/2	0	0/2	0	1/2	50	0/1	0	1/1	100		
	Totals	15/45	33	5/15	33	2/6	33	4/12	33	0/4	0	3/6	50	1/2	50

Team Shots	Goals	Saves	Missed	Post	Blocked	Total	%
6m Shots	5					5	100
Wing Shots	2	1	1			4	50
9m Shots	13	3	3	2	5	26	50
7m Shots	5			1	n/a	6	83
Fast Breaks	5					5	100
Breakthroughs	4	2				6	67
Totals	34	6	4	3	5	52	65

Number of Attacks: 61, Scoring Efficiency: 56%



Match Team Statistics

Ομαδικές Στατιστικές Αγώνα / Statistiques du match par équipe

Match No: 19

KOR 34 - 30 ISL
(16-13) (18-17)

Referees: (15) NACHEVSKI D / (16) NACHEVSKI M (MKD)

KOR - Korea

Shots Distribution

Players

Goals / Shots

5 KIM T	6 KIM S	7 YOON K	8 LIM D	9 CHOI S	10 PARK C
	0/1				
		1/1			
			4/4		
		1-Blocked	1-Missed		
13 YOON K	14 PARK M	15 LEE T	17 LEE J	19 JI S	20 PAEK W
1/1	1/1		1/1		
0/1					
2/2	1/1	1/1			
0/1		1/1			
4/4	3/3	1/1			1/1
5/5		1-Post			1/2
3-Missed 1-Post	2-Blocked		1-Post		2-Blocked

Team

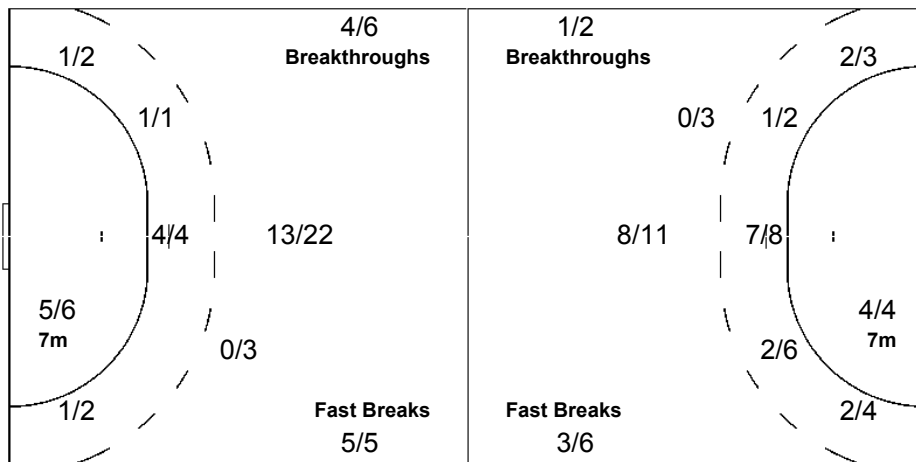
Offence

Defence

Goalkeepers

Goals / Shots

3/3	1/3	
5/5		3/5
9/10		12/13
4-Missed	3-Post	5-Blocked



Saves / Shots

0/4	0/4	0/5
3/3	3/3	4/5
0/7	3/6	2/8

1 HAN K

0/4	0/3	0/4
2/2	3/3	3/4
0/5	3/5	2/7

12 LEE C

	0/1	0/1
1/1		1/1
0/2	0/1	0/1



Match Team Statistics

Ομαδικές Στατιστικές Αγώνα / Statistiques du match par équipe

Match No: 19

KOR 34 - 30 ISL
(16-13) (18-17)

Referees: (15) NACHEVSKI D / (16) NACHEVSKI M (MKD)

ISL - Iceland

No.	Name	Shots								Offence		Defence		Penalties				TP
		G/S	%	6m	Wing	9m	7m	FB	BT	AS	TF	ST	BS	YC	2Min	RC	EX	
1	ERADZE Roland										1							35:25
3	ANDRESSON Kristjan																	
4	JONSSON Einar Orn	0/1	0		0/1													07:34
5	SIGURDSSON Sigfus	5/5	100	4/4				1/1		1	1		2	1	3	1		46:04
6	SIGURDSSON Dagur	1/2	50		0/1	1/1				1	1							13:24
8	GYLFASSON Gylfi	3/6	50		2/3	1/1		0/2		1	2							52:26
9	SIGURDSSON Gudjon Valur	3/7	43	1/4	2/2				0/1	1	3		1					60:00
10	GUDJONSSON Snorri Steinn	1/4	25	1/2		0/2				3	1							29:23
11	STEFANSSON Olafur	10/11	91	2/2		3/4	4/4		1/1	7	6		2	1				54:32
12	HRAFNKELSSON Gudmundur																	24:35
13	SIGTRYGGSSON Runar	1/1	100	1/1						1	1	1						28:43
15	HALLGRIMSSON Asgeir Orn																	05:36
17	GARCIA PADRON Jalesky	6/9	67	1/1		3/6		2/2		1	2			1				46:25
18	GUNNARSSON Robert	0/3	0	0/2				0/1			1							15:53
Bench / Team																		
Totals		30/49	61	10/16	4/7	8/14	4/4	3/6	1/2	17	18	1	5	3	3	1		

No.	Name	Total Shots		6m Shots		Wing Shots		9m Shots		7m Shots		Fast Breaks		Breakthroughs	
		S/S	%	S/S	%	S/S	%	S/S	%	S/S	%	S/S	%	S/S	%
1	ERADZE Roland	3/23	13	0/2	0			2/12	17	0/4	0	0/3	0	1/2	50
12	HRAFNKELSSON Gudmundur	3/17	18	0/3	0	1/3	33	1/4	25	0/1	0	0/2	0	1/4	25
Totals		6/40	15	0/5	0	1/3	33	3/16	19	0/5	0	0/5	0	2/6	33

Team Shots	Goals	Saves	Missed	Post	Blocked	Total	%
6m Shots	10	5	1			16	63
Wing Shots	4	2	1			7	57
9m Shots	8	4		1	1	14	57
7m Shots	4				n/a	4	100
Fast Breaks	3	3				6	50
Breakthroughs	1	1				2	50
Totals	30	15	2	1	1	49	61

Number of Attacks: 61, Scoring Efficiency: 49%



Match Team Statistics

Ομαδικές Στατιστικές Αγώνα / Statistiques du match par équipe

Match No: 19

KOR 34 - 30 ISL
(16-13) (18-17)

Referees: (15) NACHEVSKI D / (16) NACHEVSKI M (MKD)

ISL - Iceland

Shots Distribution

Players

Goals / Shots

3 ANDRESSON K

4 JONSSON E

1-Missed

5 SIGURDSSON S

	1/1	2/2
	1/1	1/1

6 SIGURDSSON D

1/1	0/1	

8 GYLFASSON G

		1/1
0/1		0/1
1/1		1/2

9 SIGURDSSON G

1/1		
	0/2	0/1
2/2		

1-Missed

10 GUDJONSSON S

		0/1
0/1	1/2	

11 STEFANSSON O

2/2	2/2	
		1/1
2/2	1/2	2/2

13 SIGTRYGGSSON R

	1/1	

15 HALLGRIMSSON A

17 GARCIA PADRON J

1/1		2/2
		0/1
1/1	1/1	1/1

1-Post 1-Blocked

18 GUNNARSSON R

0/2	0/1	

Team

Offence

Defence

Goalkeepers

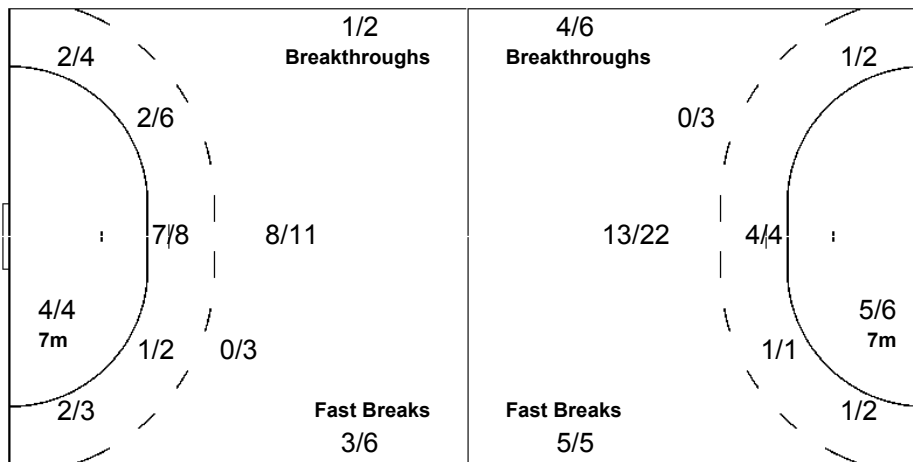
Goals / Shots

4/4	4/4	5/5
0/3	0/3	1/5
7/7	3/6	6/8

2-Missed 1-Post 1-Blocked

Saves / Shots

0/3	2/3	
0/5		2/5
1/10		1/13



1 ERADZE R

0/1	0/1	
0/3		2/3
1/7		0/7

12 HRAFNKELSSON G

0/2	2/2	
0/2		0/2
0/3		1/6

LEGEND	G/S Goals / Shots	% Efficiency	6m 6-metre Shots	7m 7-metre Shots	9m 9-metre Shots
S/S Saves / Shots	Wing Wing Shots	FB Fast Breaks	BT Breakthroughs	EX Exclusions	
AS Assists	TF Technical Faults	ST Steals	BS Blocked Shots	TP Time Played	
YC Yellow Cards	RC Red Cards	n/a not applicable	2Min 2 Minute Suspensions		
+ 2 Minute + 2 Minute Suspensions					



Results

Αποτελέσματα / Résultats

Match No: 20

ESP 41 - 28 SLO
(18-15) (23-13)

Referees: (9) LEMME F / (10) ULLRICH B (GER)

RUNNING SCORE

ESP - SLO

ESP - Spain

Players		Shots								Penalties			
No.	Name	G/S	%	6m	Wing	9m	7m	FB	BT	YC	2Min	RC	EX
1	HOMBRADOS Jose												
2	ENTRERRIOS Alberto	2/3	67			2/3							
6	O'CALLAGHAN Xavier	3/3	100		3/3								
8	BELAUSTEGUI Jon	5/12	42			3/9		1/2	1/1				
10	DUJSHEBAEV Talant	1/4	25			1/4							
11	LOZANO Demetrio	4/7	57	0/1		1/3		3/3					
13	HERNANDEZ Fernando	1/1	100					1/1					
14	PEREZ Juan	3/3	100	1/1		1/1		1/1		1	2		
15	COLON Manuel	4/5	80	3/4				1/1			1		
16	BARRUFET David												
17	GARCIA Juan	5/8	63		1/4			4/4					
18	ROMERO Iker	7/8	88			5/6	1/1	1/1		1			
19	URIOS Rolando	2/4	50	2/4									
20	ORTEGA Antonio	4/4	100	1/1			1/1	2/2					
Bench / Team													
Totals		41/62	66	7/11	4/7	13/26	2/2	14/15	1/1	2	3		

Goalkeepers		Saves							
No.	Name	S/S	%	6m	Wing	9m	7m	FB	BT
1	HOMBRADOS Jose	3/19	16	0/3		1/9	1/1	1/5	0/1
16	BARRUFET David	9/21	43	2/6	2/5	5/8		0/2	
Totals		12/40	30	2/9	2/5	6/17	1/1	1/7	0/1

SLO - Slovenia

Players		Shots								Penalties			
No.	Name	G/S	%	6m	Wing	9m	7m	FB	BT	YC	2Min	RC	EX
1	PODPECAN Dusan												
2	KOZLINA Miladin	1/1	100			1/1					1		
4	VUGRINEC Renato	0/1	0			0/1							
6	KASTELIC Andrej	3/4	75		2/3			1/1		1			
7	KAVTICNIK Vid	4/6	67			4/6							
8	OSTIR Marko												
9	NATEK Jure												
13	TOMSIC Tomaz	7/10	70	6/8	1/1	0/1				1	1		
14	RUTENKA Sjarhei												
15	PAJOVIC Ales	7/8	88			5/6		2/2					
16	LAPAJNE Beno												
17	BRUMEN Matjaz	3/7	43		0/3	0/1		3/3		1	1		
18	ZORMAN Uros	1/3	33	1/2				0/1					
20	ZVIZEJ Luka	2/6	33		0/1	1/3	0/1		1/1				
Bench / Team										1			
Totals		28/46	61	7/10	3/8	11/19	0/1	6/7	1/1	4	3		

Goalkeepers		Saves							
No.	Name	S/S	%	6m	Wing	9m	7m	FB	BT
1	PODPECAN Dusan	7/30	23	1/5	3/5	3/10	0/1	0/8	0/1
16	LAPAJNE Beno	7/25	28	1/4	0/2	5/11	0/1	1/7	
Totals		14/55	25	2/9	3/7	8/21	0/2	1/15	0/1

1st Half	
DUJSHEBAEV T	1 (1') 0
LOZANO D	1 (2') 1
BELAUSTEGUI J	2 (2') 2
GARCIA J	3 (3') 2
	4 (4') 2
	4 (5') 3
	4 (5') 4
PEREZ J	5 (6') 4
HERNANDEZ F	6 (8') 4
BELAUSTEGUI J	7 (9') 4
	7 (9') 5
PEREZ J	8 (10') 5
GARCIA J	9 (11') 5
	9 (11') 6
BELAUSTEGUI J	9 (13') 7
	10 (14') 7
	10 (14') 8
	10 (15') 9
	10 (18') 10
	10 (19') 11
	10 (21') 12
ENTRERRIOS A	11 (21') 12
URIOS R	12 (23') 12
ORTEGA A	13 (23') 12
PEREZ J	14 (24') 12
	14 (25') 13
ROMERO I	15 (25') 13
	15 (26') 14
	15 (27') 15
BELAUSTEGUI J	16 (27') 15
O'CALLAGHAN X	17 (28') 15
O'CALLAGHAN X	18 (30') 15

2nd Half	
	18 (31') 16
ORTEGA A	19 (33') 16
	19 (33') 17
ORTEGA A	20 (35') 17
	20 (36') 18
ORTEGA A	21 (36') 18
BELAUSTEGUI J	22 (37') 18
O'CALLAGHAN X	23 (38') 18
LOZANO D	24 (39') 18
	24 (41') 19
URIOS R	25 (41') 19
ROMERO I	26 (42') 19
COLON M	27 (43') 19
	27 (43') 20
ROMERO I	28 (44') 20
LOZANO D	29 (45') 20
ROMERO I	30 (45') 20
	30 (46') 21
ROMERO I	31 (47') 21
GARCIA J	32 (47') 21
	32 (48') 22
	32 (49') 23
ROMERO I	33 (50') 23
	33 (51') 24
ROMERO I	34 (51') 24
GARCIA J	35 (52') 24
	35 (53') 25
COLON M	36 (54') 25
ENTRERRIOS A	37 (55') 25
GARCIA J	38 (56') 25
LOZANO D	39 (57') 25
COLON M	40 (58') 25
	40 (58') 26
	40 (59') 27
	40 (60') 28
COLON M	41 (60') 28

LEGEND									
G/S	Goals / Shots	%	Efficiency	6m	6-metre Shots	7m	7-metre Shots	9m	9-metre Shots
S/S	Saves / Shots	Wing	Wing Shots	FB	Fast Breaks	BT	Breakthroughs	EX	Exclusions
YC	Yellow Cards	RC	Red Cards	2Min	2 Minute Suspensions				
+	2 Minute + 2 Minute Suspensions								



Match Team Statistics

Ομαδικές Στατιστικές Αγώνα / Statistiques du match par équipe

Match No: 20

ESP 41 - 28 SLO
(18-15) (23-13)

Referees: (9) LEMME F / (10) ULLRICH B (GER)

ESP - Spain

Players		Shots								Offence		Defence		Penalties				TP
No.	Name	G/S	%	6m	Wing	9m	7m	FB	BT	AS	TF	ST	BS	YC	2Min	RC	EX	
1	HOMBRADOS Jose									1								29:47
2	ENTRERRIOS Alberto	2/3	67			2/3				5								23:27
6	O'CALLAGHAN Xavier	3/3	100		3/3							1						26:23
8	BELAUSTEGUI Jon	5/12	42			3/9		1/2	1/1	4	3	5						51:11
10	DUJSHEBAEV Talant	1/4	25			1/4				3	1							22:11
11	LOZANO Demetrio	4/7	57	0/1		1/3		3/3				2						36:01
13	HERNANDEZ Fernando	1/1	100					1/1		1								36:27
14	PEREZ Juan	3/3	100	1/1		1/1		1/1						1	2			19:23
15	COLON Manuel	4/5	80	3/4				1/1			2	1			1			22:56
16	BARRUFET David																	30:13
17	GARCIA Juan	5/8	63		1/4			4/4		1		1						34:58
18	ROMERO Iker	7/8	88			5/6	1/1	1/1		5	1	4	1	1				40:02
19	URIOS Rolando	2/4	50	2/4							1							17:37
20	ORTEGA Antonio	4/4	100	1/1			1/1	2/2				1						29:24
Bench / Team																		
Totals		41/62	66	7/11	4/7	13/26	2/2	14/15	1/1	20	8	15	1	2	3			

Goalkeepers		Total Shots		6m Shots		Wing Shots		9m Shots		7m Shots		Fast Breaks		Breakthroughs	
No.	Name	S/S	%	S/S	%	S/S	%	S/S	%	S/S	%	S/S	%	S/S	%
1	HOMBRADOS Jose	3/19	16	0/3	0			1/9	11	1/1	100	1/5	20	0/1	0
16	BARRUFET David	9/21	43	2/6	33	2/5	40	5/8	63			0/2	0		
Totals		12/40	30	2/9	22	2/5	40	6/17	35	1/1	100	1/7	14	0/1	0

Team Shots	Goals	Saves	Missed	Post	Blocked	Total	%
6m Shots	7	2	1	1		11	64
Wing Shots	4	3				7	57
9m Shots	13	8	2	1	2	26	50
7m Shots	2				n/a	2	100
Fast Breaks	14	1				15	93
Breakthroughs	1					1	100
Totals	41	14	3	2	2	62	66

Number of Attacks: 62, Scoring Efficiency: 66%



Match Team Statistics

Ομαδικές Στατιστικές Αγώνα / Statistiques du match par équipe

Match No: 20

ESP 41 - 28 SLO
(18-15) (23-13)

Referees: (9) LEMME F / (10) ULLRICH B (GER)

ESP - Spain

Shots Distribution

Players

Goals / Shots

2 ENTRERRIOS A

2/2		

1-Blocked

6 O'CALLAGHAN X

		2/2
	1/1	

8 BELAUSTEGUI J

1/3	0/1	1/2
2/3		1/2

1-Missed

10 DUJSHEBAEV T

	1/1	0/1

1-Post 1-Blocked

11 LOZANO D

1/1		0/1
		1/1
	1/1	1/1

2-Missed

13 HERNANDEZ F

1/1		

14 PEREZ J

		1/1
2/2		

15 COLON M

	0/1	
1/1	2/2	1/1

17 GARCIA J

1/1	1/1	1/1
1/1		0/1
0/2	1/1	

18 ROMERO I

1/1		
1/1		1/1
1/1	1/1	2/3

19 URIOS R

		1/1
	0/1	
1/1		

1-Post

20 ORTEGA A

		1/1
2/2		1/1

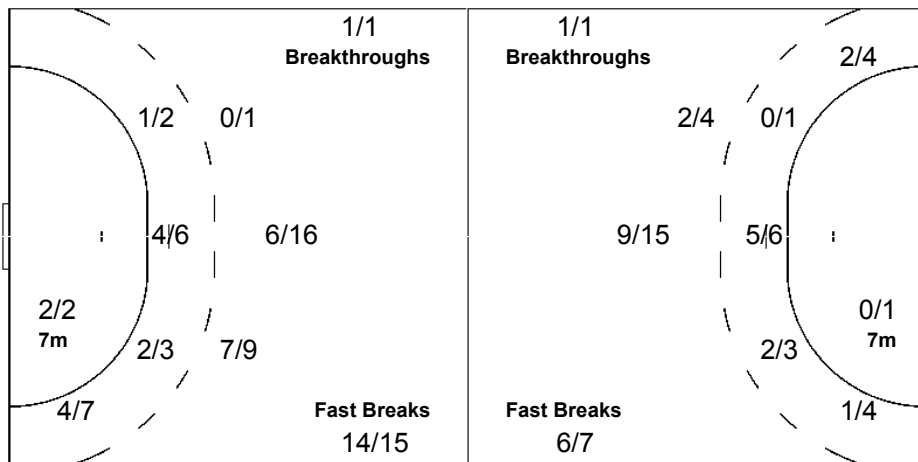
Team

Goals / Shots

3/3	1/2	3/4
5/7	0/2	6/8
10/13	7/7	6/9

3-Missed 2-Post 2-Blocked

Offence



Defence

Goalkeepers

Saves / Shots

1/5	0/1	0/3
	1/1	1/2
2/11	5/8	2/9

1 HOMBRADOS J

0/2		0/2
		0/1
0/6	1/2	2/6

16 BARRUFET D

1/3	0/1	0/1
	1/1	1/1
2/5	4/6	0/3



Match Team Statistics

Ομαδικές Στατιστικές Αγώνα / Statistiques du match par équipe

Match No: 20

ESP 41 - 28 SLO
(18-15) (23-13)

Referees: (9) LEMME F / (10) ULLRICH B (GER)

SLO - Slovenia

No.	Name	Shots								Offence		Defence		Penalties				TP
		G/S	%	6m	Wing	9m	7m	FB	BT	AS	TF	ST	BS	YC	2Min	RC	EX	
1	PODPECAN Dusan																	36:38
2	KOZLINA Miladin	1/1	100			1/1				1			1		1			30:32
4	VUGRINEC Renato	0/1	0			0/1												04:44
6	KASTELIC Andrej	3/4	75		2/3			1/1		2				1				50:02
7	KAVTICNIK Vid	4/6	67			4/6				1	4							30:23
8	OSTIR Marko																	09:01
9	NATEK Jure																	
13	TOMSIC Tomaz	7/10	70	6/8	1/1	0/1				1	1			1	1			50:47
14	RUTENKA Sjarhei									1	1							05:30
15	PAJOVIC Ales	7/8	88			5/6		2/2		1	7	4	2					48:41
16	LAPAJNE Beno																	23:22
17	BRUMEN Matjaz	3/7	43		0/3	0/1		3/3		1	1	1		1	1			60:00
18	ZORMAN Uros	1/3	33	1/2				0/1		2	3							24:56
20	ZVIZEJ Luka	2/6	33		0/1	1/3	0/1		1/1		2							45:24
	Bench / Team													1				
	Totals	28/46	61	7/10	3/8	11/19	0/1	6/7	1/1	10	19	5	3	4	3			

No.	Name	Total Shots		6m Shots		Wing Shots		9m Shots		7m Shots		Fast Breaks		Breakthroughs	
		S/S	%	S/S	%	S/S	%	S/S	%	S/S	%	S/S	%	S/S	%
1	PODPECAN Dusan	7/30	23	1/5	20	3/5	60	3/10	30	0/1	0	0/8	0	0/1	0
16	LAPAJNE Beno	7/25	28	1/4	25	0/2	0	5/11	45	0/1	0	1/7	14		
	Totals	14/55	25	2/9	22	3/7	43	8/21	38	0/2	0	1/15	7	0/1	0

Team Shots	Goals	Saves	Missed	Post	Blocked	Total	%
6m Shots	7	2		1		10	70
Wing Shots	3	2	1	2		8	38
9m Shots	11	6	1		1	19	58
7m Shots		1			n/a	1	0
Fast Breaks	6	1				7	86
Breakthroughs	1					1	100
Totals	28	12	2	3	1	46	61

Number of Attacks: 61, Scoring Efficiency: 46%



Match Team Statistics

Ομαδικές Στατιστικές Αγώνα / Statistiques du match par équipe

Match No: 20

ESP 41 - 28 SLO
(18-15) (23-13)

Referees: (9) LEMME F / (10) ULLRICH B (GER)

SLO - Slovenia

Shots Distribution

Players

Goals / Shots

2 KOZLINA M	4 VUGRINEC R	6 KASTELIC A	7 KAVTICNIK V	8 OSTIR M	9 NATEK J
		1/1	1/2		
1/1	0/1		0/1		
		1/1	1/1		
		1-Post			
13 TOMSIC T	14 RUTENKA S	15 PAJOVIC A	17 BRUMEN M	18 ZORMAN U	20 ZVIZEJ L
2/2			1/1		
2/2					
1/2		3/3	3/4	1/1	0/2
1/2				1/1	0/2
1/1					1/2
1-Post			1-Post	1-Blocked	2-Missed

Team

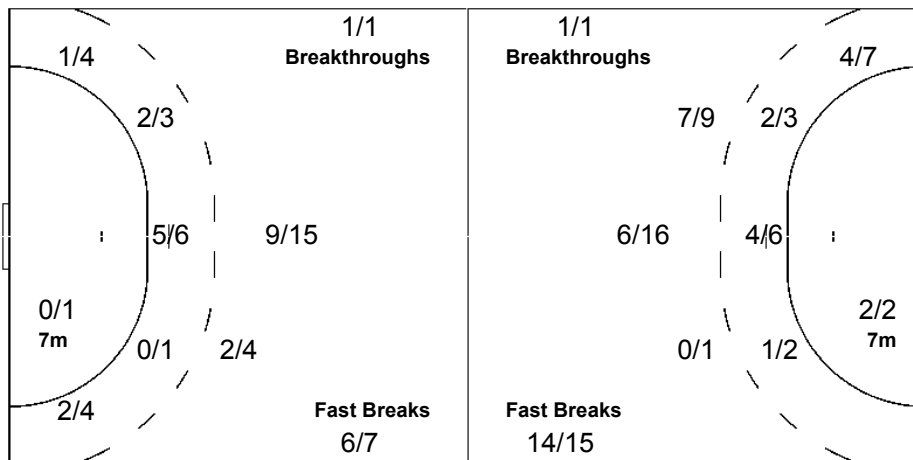
Offence

Defence

Goalkeepers

Goals / Shots

4/5	1/1	3/3
	0/1	1/2
9/11	3/8	7/9
2-Missed	3-Post	1-Blocked



Saves / Shots

0/3	1/2	1/4
2/7	2/2	2/8
3/13	0/7	3/9

1 PODPECAN D

0/2	1/2	1/3
0/5		1/4
3/6	0/3	1/5

16 LAPAJNE B

0/1		0/1
2/2	2/2	1/4
0/7	0/4	2/4

LEGEND

G/S Goals / Shots	% Efficiency	6m 6-metre Shots	7m 7-metre Shots	9m 9-metre Shots
S/S Saves / Shots	Wing Wing Shots	FB Fast Breaks	BT Breakthroughs	EX Exclusions
AS Assists	TF Technical Faults	ST Steals	BS Blocked Shots	TP Time Played
YC Yellow Cards	RC Red Cards	n/a not applicable	2Min 2 Minute Suspensions	
+ 2 Minute + 2 Minute Suspensions				



Results

Αποτελέσματα / Résultats

Match No: 23

RUS 25 - 26 CRO
(14-10) (11-16)

Referees: (25) HANSSON P / (26) OLSSON P (SWE)

RUNNING SCORE

RUS - CRO

RUS - Russia

Players		Shots								Penalties			
No.	Name	G/S	%	6m	Wing	9m	7m	FB	BT	YC	2Min	RC	EX
1	LAVROV Andrey												
3	IVANOV Vitali	2/3	67	2/2			0/1						
5	KULESHOV Oleg	2/2	100	1/1					1/1				
6	KRIVOSHLYKOV Denis	2/2	100		1/1			1/1					
8	TUCHKIN Alexandre	2/7	29		1/1	1/6					1		
9	KUDINOV Vasily	1/3	33			1/3							
11	TORGOVANOVA Dmitri	6/6	100	4/4	1/1			1/1					
13	GORBATIKOV Alexander												
15	RASTVORTSEV Alexey	6/16	38	1/4	1/2	4/9	0/1						
16	KOSTYGOV Alexey												
18	GORPICHIN Viatcheslav									1			
19	POGORELOV Sergey										2		
20	CHIPURIN Mikhail												
23	KOKCHAROV Eduard	4/9	44		0/2	1/1	2/3	1/3		1	2		
Bench / Team													
Totals		25/48	52	8/11	4/7	7/19	2/5	3/5	1/1	2	5		

Goalkeepers		Saves							
No.	Name	S/S	%	6m	Wing	9m	7m	FB	BT
1	LAVROV Andrey	13/39	33	2/4	2/5	8/18	1/2	0/6	0/4
16	KOSTYGOV Alexey								
Totals		13/39	33	2/4	2/5	8/18	1/2	0/6	0/4

CRO - Croatia

Players		Shots								Penalties			
No.	Name	G/S	%	6m	Wing	9m	7m	FB	BT	YC	2Min	RC	EX
1	LOSERT Venio												
2	KALEB Niksa	2/5	40	0/1	2/4					1			
4	BALIC Ivano	3/8	38			3/8							
6	LACKOVIC Blazenko	9/13	69			5/9			4/4				
7	ZRNIC Vedran	2/4	50		0/2			2/2					
9	VORI Igor	4/6	67	1/3				3/3		1	1		
10	DOMINIKOVIC Davor										1		
11	DZOMBA Mirza	2/4	50		1/2		1/2						
14	VUKOVIC Drago												
15	GOLUZA Slavko	0/1	0			0/1							
16	MATOSEVIC Valter												
17	SPREM Goran	0/1	0		0/1								
18	SPOLJARIC Denis											1	
19	METLICIC Petar	4/9	44	1/1		2/7		1/1		1			
Bench / Team													
Totals		26/51	51	2/5	3/9	10/25	1/2	6/6	4/4	3	3		

Goalkeepers		Saves							
No.	Name	S/S	%	6m	Wing	9m	7m	FB	BT
1	LOSERT Venio	6/13	46	2/5	0/1	3/5	0/1	1/1	1/1
16	MATOSEVIC Valter	4/22	18	1/6	1/4	1/6	1/2	0/3	0/1
Totals		10/35	29	3/11	1/5	4/11	1/3	1/4	0/1

1st Half	
0 (2)	1 LACKOVIC B
1 (3)	1
2 (3)	1
2 (4)	2 LACKOVIC B
2 (5)	3 VORI I
3 (6)	3
3 (7)	4 LACKOVIC B
4 (8)	4
5 (9)	4
5 (9)	5 LACKOVIC B
6 (11)	5
7 (12)	5
7 (13)	6 VORI I
8 (15)	6
9 (15)	6
9 (16)	7 METLICIC P
10 (19)	7
11 (19)	7
11 (21)	8 DZOMBA M
12 (22)	8
13 (23)	8 DZOMBA M
14 (24)	9
14 (25)	10 LACKOVIC B

2nd Half	
14 (31)	11 LACKOVIC B
14 (32)	12 ZRNIC V
14 (33)	13 ZRNIC V
15 (34)	13
15 (35)	14 METLICIC P
16 (36)	14
17 (37)	14
17 (40)	15 LACKOVIC B
17 (40)	16 VORI I
18 (41)	16
18 (42)	17 BALIC I
19 (42)	17
19 (43)	18 KALEB N
19 (44)	19 LACKOVIC B
20 (45)	19
20 (46)	20 LACKOVIC B
21 (47)	20
21 (48)	21 KALEB N
22 (48)	21
22 (49)	22 METLICIC P
22 (51)	23 BALIC I
22 (52)	24 VORI I
23 (54)	24
24 (56)	24
24 (57)	25 BALIC I
24 (57)	26 METLICIC P
25 (58)	26

LEGEND

G/S	Goals / Shots	%	Efficiency	6m	6-metre Shots	7m	7-metre Shots	9m	9-metre Shots
S/S	Saves / Shots	Wing	Wing Shots	FB	Fast Breaks	BT	Breakthroughs	EX	Exclusions
YC	Yellow Cards	RC	Red Cards	2Min	2 Minute Suspensions				
+	2 Minute + 2 Minute Suspensions								



Match Team Statistics

Ομαδικές Στατιστικές Αγώνα / Statistiques du match par équipe

Match No: 23

RUS 25 - 26 CRO
(14-10) (11-16)

Referees: (25) HANSSON P / (26) OLSSON P (SWE)

RUS - Russia

Players		Shots								Offence		Defence		Penalties				TP
No.	Name	G/S	%	6m	Wing	9m	7m	FB	BT	AS	TF	ST	BS	YC	2Min	RC	EX	
1	LAVROV Andrey																	60:00
3	IVANOV Vitali	2/3	67	2/2			0/1			1								28:32
5	KULESHOV Oleg	2/2	100	1/1					1/1									31:36
6	KRIVOSHLYKOV Denis	2/2	100		1/1			1/1		2		1						60:00
8	TUCHKIN Alexandre	2/7	29		1/1	1/6				3	2				1			22:58
9	KUDINOV Vasily	1/3	33			1/3				1								04:01
11	TORGOVANOV Dmitri	6/6	100	4/4	1/1			1/1			2							48:43
13	GORBATIKOV Alexander																	
15	RASTVORTSEV Alexey	6/16	38	1/4	1/2	4/9	0/1			3	4							32:12
16	KOSTYGOV Alexey																	
18	GORPICHIN Viatcheslav									1	1	2		1				26:58
19	POGORELOV Sergey									3			1		2			31:28
20	CHIPURIN Mikhail										1							13:32
23	KOKCHAROV Eduard	4/9	44		0/2	1/1	2/3	1/3			2	1		1	2			60:00
Bench / Team																		
Totals		25/48	52	8/11	4/7	7/19	2/5	3/5	1/1	14	12	4	1	2	5			

Goalkeepers		Total Shots		6m Shots		Wing Shots		9m Shots		7m Shots		Fast Breaks		Breakthroughs	
No.	Name	S/S	%	S/S	%	S/S	%	S/S	%	S/S	%	S/S	%	S/S	%
1	LAVROV Andrey	13/39	33	2/4	50	2/5	40	8/18	44	1/2	50	0/6	0	0/4	0
16	KOSTYGOV Alexey														
Totals		13/39	33	2/4	50	2/5	40	8/18	44	1/2	50	0/6	0	0/4	0

Team Shots	Goals	Saves	Missed	Post	Blocked	Total	%
6m Shots	8	3				11	73
Wing Shots	4	1	1	1		7	57
9m Shots	7	4	4	1	3	19	37
7m Shots	2	1	1	1	n/a	5	40
Fast Breaks	3	1	1			5	60
Breakthroughs	1					1	100
Totals	25	10	7	3	3	48	52

Number of Attacks: 54, Scoring Efficiency: 46%



Match Team Statistics

Ομαδικές Στατιστικές Αγώνα / Statistiques du match par équipe

Match No: 23

RUS 25 - 26 CRO
(14-10) (11-16)

Referees: (25) HANSSON P / (26) OLSSON P (SWE)

RUS - Russia

Shots Distribution

Players

Goals / Shots

3 IVANOV V	5 KULESHOV O	6 KRIVOSHLYKOV D	8 TUCHKIN A	9 KUDINOV V	11 TORGOVANOV D
0/1		1/1			
		1/1			1/1
	1/1		1/3	1/1	2/2
			1-Missed	2-Blocked	1-Missed
				1-Blocked	3/3
13 GORBATIKOV A	15 RASTVORTSEV A	18 GORPICHIN V	19 POGORELOV S	20 CHIPURIN M	23 KOKCHAROV E
	1/1				
	0/2				0/2
	1/2	2/2	1/2		1/1
	2-Missed	3-Post			3-Missed
					3/3

Team

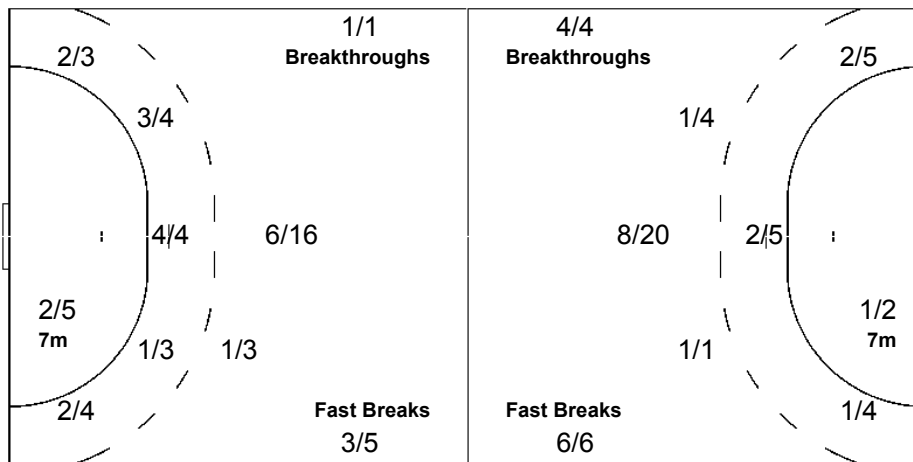
Offence

Defence

Goalkeepers

Goals / Shots

2/3		1/1
0/4	2/2	3/4
5/8	4/4	8/9
7-Missed	3-Post	3-Blocked



Saves / Shots

3/7	1/3	0/1
1/1		2/2
2/9	1/2	3/14

1 LAVROV A

3/7	1/3	0/1
1/1		2/2
2/9	1/2	3/14

16 KOSTYGOV A



Match Team Statistics

Ομαδικές Στατιστικές Αγώνα / Statistiques du match par équipe

Match No: 23

RUS 25 - 26 CRO
(14-10) (11-16)

Referees: (25) HANSSON P / (26) OLSSON P (SWE)

CRO - Croatia

No.	Name	Shots								Offence		Defence		Penalties				TP
		G/S	%	6m	Wing	9m	7m	FB	BT	AS	TF	ST	BS	YC	2Min	RC	EX	
1	LOSERT Venio																	22:43
2	KALEB Niksa	2/5	40	0/1	2/4									1				48:41
4	BALIC Ivano	3/8	38			3/8				4	3	1						35:00
6	LACKOVIC Blazenko	9/13	69			5/9			4/4	2	1	1						31:19
7	ZRNIC Vedran	2/4	50		0/2			2/2			2							33:02
9	VORI Igor	4/6	67	1/3				3/3		2	1			1	1			53:27
10	DOMINIKOVIC Davor									1			1		1			23:21
11	DZOMBA Mirza	2/4	50		1/2		1/2											26:48
14	VUKOVIC Drago																	05:04
15	GOLUZA Slavko	0/1	0			0/1												14:18
16	MATOSEVIC Valter																	37:17
17	SPREM Goran	0/1	0		0/1													10:33
18	SPOLJARIC Denis										1		1		1			18:27
19	METLICIC Petar	4/9	44	1/1		2/7		1/1		2		1	2	1				60:00
Bench / Team																		
Totals		26/51	51	2/5	3/9	10/25	1/2	6/6	4/4	11	8	3	4	3	3			

No.	Name	Total Shots		6m Shots		Wing Shots		9m Shots		7m Shots		Fast Breaks		Breakthroughs	
		S/S	%	S/S	%	S/S	%	S/S	%	S/S	%	S/S	%	S/S	%
1	LOSERT Venio	6/13	46	2/5	40	0/1	0	3/5	60	0/1	0	1/1	100		
16	MATOSEVIC Valter	4/22	18	1/6	17	1/4	25	1/6	17	1/2	50	0/3	0	0/1	0
Totals		10/35	29	3/11	27	1/5	20	4/11	36	1/3	33	1/4	25	0/1	0

Team Shots	Goals	Saves	Missed	Post	Blocked	Total	%
6m Shots	2	2	1			5	40
Wing Shots	3	2	1	3		9	33
9m Shots	10	8	2	3	2	25	40
7m Shots	1	1			n/a	2	50
Fast Breaks	6					6	100
Breakthroughs	4					4	100
Totals	26	13	4	6	2	51	51

Number of Attacks: 54, Scoring Efficiency: 48%



Match Team Statistics

Ομαδικές Στατιστικές Αγώνα / Statistiques du match par équipe

Match No: 23

RUS 25 - 26 CRO
(14-10) (11-16)

Referees: (25) HANSSON P / (26) OLSSON P (SWE)

CRO - Croatia

Shots Distribution

Players

Goals / Shots

2 KALEB N	4 BALIC I	6 LACKOVIC B	7 ZRNIC V	9 VORI I	10 DOMINIKOVIC D
0/1	1/2	2/3	1/1	0/1	
		0/1			
0/1	2/3		1/1	2/2	1/1
	2-Post 1-Blocked	1-Blocked	2-Post	1-Missed	
11 DZOMBA M	14 VUKOVIC D	15 GOLUZA S	17 SPREM G	18 SPOLJARIC D	19 METLICIC P
					1/1
					1/1
1/2		0/1			1/3
1-Missed			1-Post		2-Missed 1-Post

Team

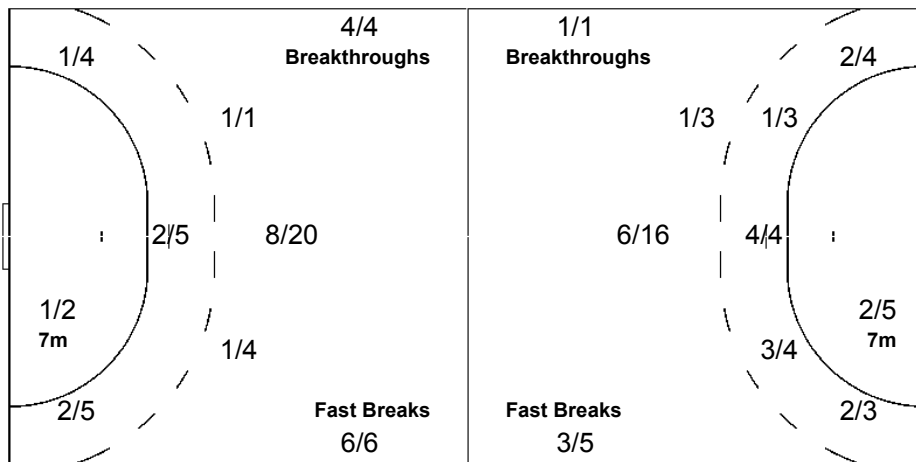
Offence

Defence

Goalkeepers

Goals / Shots

4/7	2/3	1/1
0/1		0/2
7/9	1/2	11/14
4-Missed	6-Post	2-Blocked



Saves / Shots

1/3		0/1
4/4	0/2	1/4
3/8	0/4	1/9

1 LOSERT V

		0/1
3/3		1/2
2/3	0/2	0/2

16 MATOSEVIC V

1/3		
1/1	0/2	0/2
1/5	0/2	1/7

LEGEND

G/S Goals / Shots	% Efficiency	6m 6-metre Shots	7m 7-metre Shots	9m 9-metre Shots
S/S Saves / Shots	Wing Wing Shots	FB Fast Breaks	BT Breakthroughs	EX Exclusions
AS Assists	TF Technical Faults	ST Steals	BS Blocked Shots	TP Time Played
YC Yellow Cards	RC Red Cards	n/a not applicable	2Min 2 Minute Suspensions	
+ 2 Minute + 2 Minute Suspensions				



Results

Αποτελέσματα / Résultats

Match No: 25

SLO 26 - 23 KOR
(12-11) (14-12)

Referees: (3) HASSAN H / (4) ALY Y (EGY)

RUNNING SCORE

SLO - KOR

SLO - Slovenia

Players		Shots								Penalties			
No.	Name	G/S	%	6m	Wing	9m	7m	FB	BT	YC	2Min	RC	EX
1	PODPECAN Dusan												
2	KOZLINA Miladin	1/2	50			1/1		0/1		1	1		
4	VUGRINEC Renato												
6	KASTELIC Andrej	2/5	40		0/2	1/1		1/2			3	1	
7	KAVTICNIK Vid	3/7	43	1/3		1/2			1/2	1			
8	OSTIR Marko	2/2	100	1/1	1/1								
9	NATEK Jure	2/5	40	2/2	0/1	0/2							
13	TOMSIC Tomaz	4/5	80	2/3		1/1		1/1		1			
14	RUTENKA Sjarhei	7/11	64	3/3		2/6	1/1		1/1		1		
15	PAJOVIC Ales	2/4	50			1/3			1/1		2		
16	LAPAJNE Beno												
17	BRUMEN Matjaz	1/2	50		1/2						1		
18	ZORMAN Uros	0/4	0	0/3					0/1				
20	ZVIZEJ Luka	2/6	33	0/1		1/2		1/1	0/2				
Bench / Team										1			
Totals		26/53	49	9/16	2/6	8/18	1/1	3/5	3/7	4	8	1	

Goalkeepers		Saves							
No.	Name	S/S	%	6m	Wing	9m	7m	FB	BT
1	PODPECAN Dusan	10/26	38	3/4	0/2	2/11	5/6	0/1	0/2
16	LAPAJNE Beno	3/10	30		0/1	2/5	1/2	0/2	
Totals		13/36	36	3/4	0/3	4/16	6/8	0/3	0/2

KOR - Korea

Players		Shots								Penalties			
No.	Name	G/S	%	6m	Wing	9m	7m	FB	BT	YC	2Min	RC	EX
1	HAN Kyung-Tai												
5	KIM Tea-Wan	1/2	50	0/1	1/1					1			
6	KIM Sung-Heon	3/5	60		0/1	2/2	0/1		1/1				
7	YOON Kyung-Min	1/4	25			1/4							
8	LIM Duk-Jun	1/3	33			0/2		1/1					
9	CHOI Seung-Wook	3/5	60			2/4		1/1			1		
10	PARK Chan-Yong	1/3	33	0/2				1/1					
11	OH Yun-Suk												
12	LEE Chang-Woo												
13	YOON Kyung-Shin	5/11	45	1/2		2/5	2/4			1			
14	PARK Min-Chul	0/1	0	0/1							1		
15	LEE Tea-Young	2/4	50		1/1	1/1	0/2						
17	LEE Jae-Woo	6/8	75		1/1	4/5	0/1		1/1	1			
19	JI Seung-Hyun												
Bench / Team													
Totals		23/46	50	1/6	3/4	12/23	2/8	3/3	2/2	3	2		

Goalkeepers		Saves							
No.	Name	S/S	%	6m	Wing	9m	7m	FB	BT
1	HAN Kyung-Tai	18/38	47	5/12	3/5	6/12		1/4	3/5
12	LEE Chang-Woo	3/9	33	2/4		0/2	0/1		1/2
Totals		21/47	45	7/16	3/5	6/14	0/1	1/4	4/7

1st Half	
KASTELIC A	1 (4') 0
	1 (5') 1 YOON K
	1 (5') 2 PARK C
BRUMEN M	2 (7') 2
PAJOVIC A	3 (7') 2
	3 (8') 3 LEE J
TOMSIC T	4 (8') 3
	4 (9') 4 YOON K
	4 (11') 5 LEE J
TOMSIC T	5 (11') 5
	5 (13') 6 LIM D
	5 (15') 7 KIM T
TOMSIC T	6 (15') 7
	6 (17') 8 KIM S
KAVTICNIK V	7 (17') 8
	7 (20') 9 CHOI S
PAJOVIC A	8 (20') 9
	8 (21') 10 KIM S
TOMSIC T	9 (24') 10
RUTENKA S	10 (25') 10
	10 (26') 11 CHOI S
RUTENKA S	11 (27') 11
OSTIR M	12 (30') 11

2nd Half	
	12 (31') 12 YOON K
RUTENKA S	13 (32') 12
	13 (33') 13 LEE T
NATEK J	14 (34') 13
RUTENKA S	15 (35') 13
	15 (38') 14 LEE J
	15 (40') 15 YOON K
ZVIZEJ L	16 (41') 15
RUTENKA S	17 (42') 15
	17 (43') 16 LEE J
KASTELIC A	18 (44') 16
KOZLINA M	19 (45') 16
KAVTICNIK V	20 (46') 16
RUTENKA S	21 (47') 16
ZVIZEJ L	22 (49') 16
OSTIR M	23 (50') 16
KAVTICNIK V	24 (53') 16
	24 (53') 17 LEE J
RUTENKA S	25 (54') 17
	25 (55') 18 YOON K
	25 (56') 19 YOON K
	25 (57') 20 CHOI S
	25 (58') 21 LEE T
NATEK J	26 (58') 21
	26 (59') 22 LEE J
	26 (60') 23 KIM S

LEGEND

G/S	Goals / Shots	%	Efficiency	6m	6-metre Shots	7m	7-metre Shots	9m	9-metre Shots
S/S	Saves / Shots	Wing	Wing Shots	FB	Fast Breaks	BT	Breakthroughs	EX	Exclusions
YC	Yellow Cards	RC	Red Cards	2Min	2 Minute Suspensions				
+	2 Minute + 2 Minute Suspensions								



Match Team Statistics

Ομαδικές Στατιστικές Αγώνα / Statistiques du match par équipe

Match No: 25

SLO 26 - 23 KOR
(12-11) (14-12)

Referees: (3) HASSAN H / (4) ALY Y (EGY)

SLO - Slovenia

Players		Shots								Offence		Defence		Penalties				TP
No.	Name	G/S	%	6m	Wing	9m	7m	FB	BT	AS	TF	ST	BS	YC	2Min	RC	EX	
1	PODPECAN Dusan																	44:15
2	KOZLINA Miladin	1/2	50			1/1		0/1						1	1			22:59
4	VUGRINEC Renato										3	2						04:49
6	KASTELIC Andrej	2/5	40		0/2	1/1		1/2			1				3	1		46:45
7	KAVTICNIK Vid	3/7	43	1/3		1/2			1/2	1	1	1		1				39:19
8	OSTIR Marko	2/2	100	1/1	1/1						1	1	2					25:30
9	NATEK Jure	2/5	40	2/2	0/1	0/2					1	2	1					28:55
13	TOMSIC Tomaz	4/5	80	2/3		1/1		1/1			1			1				33:34
14	RUTENKA Siarhei	7/11	64	3/3		2/6	1/1		1/1	3	1	1			1			29:31
15	PAJOVIC Ales	2/4	50			1/3			1/1	1					2			34:12
16	LAPAJNE Beno									1								15:45
17	BRUMEN Matjaz	1/2	50		1/2					1	1	2			1			34:26
18	ZORMAN Uros	0/4	0	0/3					0/1		1							15:56
20	ZVIZEJ Luka	2/6	33	0/1		1/2		1/1	0/2		3	2						44:04
Bench / Team														1				
Totals		26/53	49	9/16	2/6	8/18	1/1	3/5	3/7	7	14	11	3	4	8	1		

Goalkeepers		Total Shots		6m Shots		Wing Shots		9m Shots		7m Shots		Fast Breaks		Breakthroughs	
No.	Name	S/S	%	S/S	%	S/S	%	S/S	%	S/S	%	S/S	%	S/S	%
1	PODPECAN Dusan	10/26	38	3/4	75	0/2	0	2/11	18	5/6	83	0/1	0	0/2	0
16	LAPAJNE Beno	3/10	30			0/1	0	2/5	40	1/2	50	0/2	0		
Totals		13/36	36	3/4	75	0/3	0	4/16	25	6/8	75	0/3	0	0/2	0

Team Shots	Goals	Saves	Missed	Post	Blocked	Total	%
6m Shots	9	7				16	56
Wing Shots	2	3		1		6	33
9m Shots	8	6	4			18	44
7m Shots	1				n/a	1	100
Fast Breaks	3	1	1			5	60
Breakthroughs	3	4				7	43
Totals	26	21	5	1		53	49

Number of Attacks: 59, Scoring Efficiency: 44%



Match Team Statistics

Ομαδικές Στατιστικές Αγώνα / Statistiques du match par équipe

Match No: 25

SLO 26 - 23 KOR
(12-11) (14-12)

Referees: (3) HASSAN H / (4) ALY Y (EGY)

SLO - Slovenia

Shots Distribution

Players

Goals / Shots

2 KOZLINA M	4 VUGRINEC R	6 KASTELIC A	7 KAVTICNIK V	8 OSTIR M	9 NATEK J
1/1		0/1	0/1		
1-Missed		1/2	1/2	1/1	0/1
		1/2	1/1	1/1	1/1
					1-Missed
13 TOMSIC T	14 RUTENKA S	15 PAJOVIC A	17 BRUMEN M	18 ZORMAN U	20 ZVIZEJ L
2/2	1/1	1/1	1/1		
1/1	0/1			0/1	1/1
1/1	0/1	1/1		0/1	0/3
	4/5			0/1	1/1
	1-Missed	2-Missed	1-Post		

Team

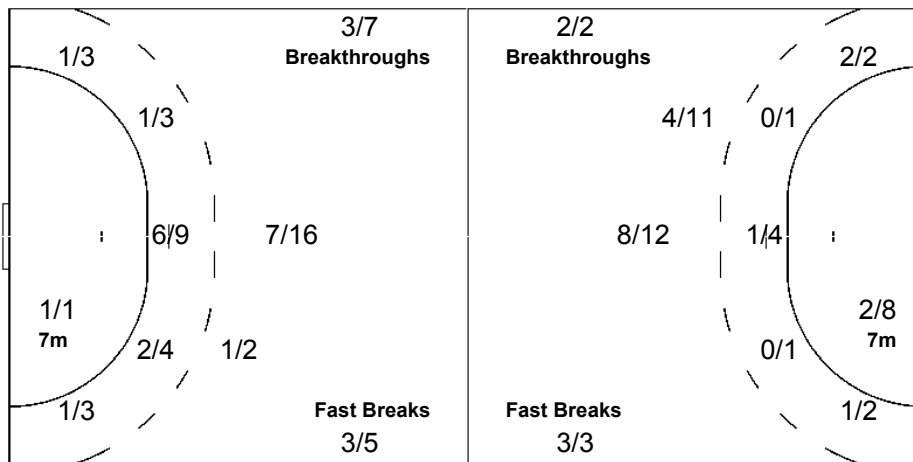
Offence

Defence

Goalkeepers

Goals / Shots

2/2	4/5	2/5
1/3	1/3	0/1
2/4	6/11	8/13
5-Missed	1-Post	



Saves / Shots

	2/3	0/1
2/3	0/1	2/4
5/14	0/3	2/7

1 PODPECAN D

	2/2	
2/3	0/1	1/2
3/11	0/2	2/5

16 LAPAJNE B

	0/1	0/1
		1/2
2/3	0/1	0/2



Match Team Statistics

Ομαδικές Στατιστικές Αγώνα / Statistiques du match par équipe

Match No: 25

SLO 26 - 23 KOR
(12-11) (14-12)

Referees: (3) HASSAN H / (4) ALY Y (EGY)

KOR - Korea

No.	Name	Shots								Offence		Defence		Penalties			TP	
		G/S	%	6m	Wing	9m	7m	FB	BT	AS	TF	ST	BS	YC	2Min	RC		EX
1	HAN Kyung-Tai										1							50:54
5	KIM Tea-Wan	1/2	50	0/1	1/1						1			1				31:29
6	KIM Sung-Heon	3/5	60		0/1	2/2	0/1		1/1	1	2							41:26
7	YOON Kyung-Min	1/4	25			1/4				1	4							24:08
8	LIM Duk-Jun	1/3	33			0/2			1/1	1	2	1						37:58
9	CHOI Seung-Wook	3/5	60			2/4			1/1		1	1			1			31:52
10	PARK Chan-Yong	1/3	33	0/2					1/1	1	1							33:03
11	OH Yun-Suk										1							02:32
12	LEE Chang-Woo									1								09:06
13	YOON Kyung-Shin	5/11	45	1/2		2/5	2/4			1	1	1		1				41:42
14	PARK Min-Chul	0/1	0	0/1							3	1			1			32:16
15	LEE Tea-Young	2/4	50		1/1	1/1	0/2			1		1						30:23
17	LEE Jae-Woo	6/8	75		1/1	4/5	0/1		1/1	1	2			1				53:11
19	JI Seung-Hyun																	
	Bench / Team																	
	Totals	23/46	50	1/6	3/4	12/23	2/8	3/3	2/2	8	19	5		3	2			

No.	Name	Total Shots		6m Shots		Wing Shots		9m Shots		7m Shots		Fast Breaks		Breakthroughs	
		S/S	%	S/S	%	S/S	%	S/S	%	S/S	%	S/S	%	S/S	%
1	HAN Kyung-Tai	18/38	47	5/12	42	3/5	60	6/12	50			1/4	25	3/5	60
12	LEE Chang-Woo	3/9	33	2/4	50			0/2	0	0/1	0			1/2	50
	Totals	21/47	45	7/16	44	3/5	60	6/14	43	0/1	0	1/4	25	4/7	57

Team Shots	Goals	Saves	Missed	Post	Blocked	Total	%
6m Shots	1	3	1		1	6	17
Wing Shots	3		1			4	75
9m Shots	12	4	3	2	2	23	52
7m Shots	2	6			n/a	8	25
Fast Breaks	3					3	100
Breakthroughs	2					2	100
Totals	23	13	5	2	3	46	50

Number of Attacks: 59, Scoring Efficiency: 39%



Match Team Statistics

Ομαδικές Στατιστικές Αγώνα / Statistiques du match par équipe

Match No: 25

SLO 26 - 23 KOR
(12-11) (14-12)

Referees: (3) HASSAN H / (4) ALY Y (EGY)

KOR - Korea

Shots Distribution

Players

Goals / Shots

5 KIM T	6 KIM S	7 YOON K	8 LIM D	9 CHOI S	10 PARK C
1/1	1/1 1/1	1/1	0/2 1/1	2/3 1/1	1/2 0/1
1-Missed	1-Missed	2-Missed 1-Blocked		1-Blocked	
11 OH Y	13 YOON K	14 PARK M	15 LEE T	17 LEE J	19 JI S
	0/1 2/3	0/1	0/1 0/1	0/1 3/3 1/1 2/2	
	1-Missed 1-Post 1-Blocked			1-Post	

Team

Offence

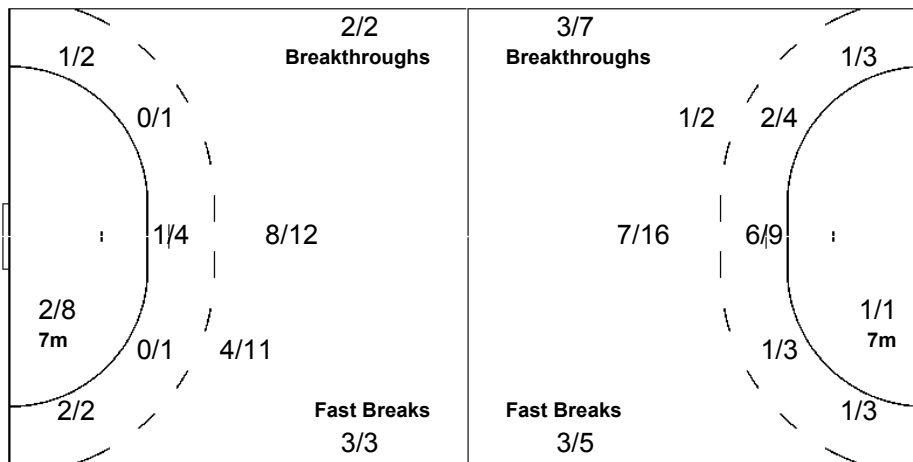
Defence

Goalkeepers

Goals / Shots

	1/3	1/1
1/3	1/1	2/4
9/14	3/3	5/7

5-Missed 2-Post 3-Blocked



Saves / Shots

0/2	1/5	3/5
2/3	2/3	1/1
2/4	5/11	5/13

1 HAN K

0/1	0/4	3/5
2/3	2/3	1/1
2/4	4/10	4/7

12 LEE C

0/1	1/1	
	1/1	1/6

LEGEND

G/S Goals / Shots	% Efficiency	6m 6-metre Shots	7m 7-metre Shots	9m 9-metre Shots
S/S Saves / Shots	Wing Wing Shots	FB Fast Breaks	BT Breakthroughs	EX Exclusions
AS Assists	TF Technical Faults	ST Steals	BS Blocked Shots	TP Time Played
YC Yellow Cards	RC Red Cards	n/a not applicable	2Min 2 Minute Suspensions	
+ 2 Minute + 2 Minute Suspensions				



Results

Αποτελέσματα / Résultats

Match No: 26

CRO 30 - 22 ESP
(15-9) (15-13)

Referees: (19) BAUM M / (20) GORALCZYK M (POL)

RUNNING SCORE

CRO - ESP

CRO - Croatia

Players		Shots								Penalties			
No.	Name	G/S	%	6m	Wing	9m	7m	FB	BT	YC	2Min	RC	EX
1	LOSERT Venio												
2	KALEB Niksa	3/3	100		1/1	1/1		1/1		1			
4	BALIC Ivano	2/8	25	0/2		1/5			1/1				
6	LACKOVIC Blazenko	4/6	67	0/1		4/5							
7	ZRNIC Vedran												
9	VORI Igor	6/8	75	5/5	0/1			1/2					
10	DOMINIKOVIC Davor	1/3	33	0/1		0/1		1/1					
11	DZOMBA Mirza	7/10	70	1/1	4/6		1/2	1/1					
12	SOLA Vlado												
14	VUKOVIC Drago	1/3	33	0/1		0/1		1/1					
15	GOLUZA Slavko	1/2	50				1/2			1	1		
17	SPREM Goran	3/4	75	0/1	2/2			1/1					
18	SPOLJARIC Denis	1/1	100	1/1									
19	METLICIC Petar	1/5	20	0/2		0/2		1/1		1			
Bench / Team													
Totals		30/53	57	7/15	7/10	6/15	2/4	7/8	1/1	3	1		

Goalkeepers		Saves							
No.	Name	S/S	%	6m	Wing	9m	7m	FB	BT
1	LOSERT Venio	10/25	40	4/8	3/5	2/9		1/2	0/1
12	SOLA Vlado	3/10	30	0/1	1/2	2/3	0/2	0/2	
Totals		13/35	37	4/9	4/7	4/12	0/2	1/4	0/1

ESP - Spain

Players		Shots								Penalties			
No.	Name	G/S	%	6m	Wing	9m	7m	FB	BT	YC	2Min	RC	EX
1	HOMBRADOS Jose												
2	ENTRERRIOS Alberto	4/10	40			3/9			1/1	1			
6	O'CALLAGHAN Xavier	0/2	0	0/1	0/1								
8	BELAUSTEGUI Jon	3/4	75		1/1	1/2		1/1					
9	GARRALDA Mateo	1/6	17			1/6				1	1		
10	DUJSHEBAEV Talant	0/2	0			0/2							
11	LOZANO Demetrio	1/4	25			1/4							
13	HERNANDEZ Fernando	1/3	33	1/2	0/1						1		
15	COLON Manuel	2/2	100	2/2							1		
16	BARRUFET David												
17	GARCIA Juan	5/7	71		2/3		2/2	1/2					
18	ROMERO Iker	3/6	50			2/5		1/1		1	1		
19	URIOS Rolando	2/3	67	2/3									
20	ORTEGA Antonio	0/3	0	0/1	0/2								
Bench / Team													
Totals		22/52	42	5/9	3/8	8/28	2/2	3/4	1/1	3	4		

Goalkeepers		Saves							
No.	Name	S/S	%	6m	Wing	9m	7m	FB	BT
1	HOMBRADOS Jose	10/25	40	3/6	1/7	3/5	2/3	1/4	
16	BARRUFET David	7/22	32	4/8	0/1	3/7	0/1	0/4	0/1
Totals		17/47	36	7/14	1/8	6/12	2/4	1/8	0/1

1st Half			
	0 (2')	1	ROMERO I
BALIC I	1 (3')	1	
METLICIC P	2 (5')	1	
	2 (6')	2	GARCIA J
	2 (8')	3	ENTRERRIOS A
BALIC I	3 (10')	3	
VORI I	4 (11')	3	
	4 (12')	4	GARRALDA M
LACKOVIC B	5 (12')	4	
LACKOVIC B	6 (14')	4	
	6 (14')	5	ENTRERRIOS A
	6 (15')	6	ROMERO I
DOMINIKOVIC D	7 (17')	6	
VORI I	8 (18')	6	
	8 (19')	7	URIOS R
LACKOVIC B	9 (19')	7	
	9 (20')	8	URIOS R
KALEB N	10 (20')	8	
	10 (21')	9	ENTRERRIOS A
DZOMBA M	11 (22')	9	
VORI I	12 (25')	9	
KALEB N	13 (26')	9	
GOLUZA S	14 (27')	9	
VORI I	15 (28')	9	

2nd Half			
	15 (31')	10	COLON M
LACKOVIC B	16 (34')	10	
DZOMBA M	17 (35')	10	
	17 (36')	11	HERNANDEZ F
DZOMBA M	18 (37')	11	
	18 (37')	12	ROMERO I
DZOMBA M	19 (39')	12	
DZOMBA M	20 (40')	12	
	20 (41')	13	GARCIA J
VORI I	21 (42')	13	
DZOMBA M	22 (43')	13	
	22 (43')	14	ENTRERRIOS A
VORI I	23 (44')	14	
	23 (44')	15	GARCIA J
DZOMBA M	24 (45')	15	
KALEB N	25 (49')	15	
	25 (49')	16	LOZANO D
VUKOVIC D	26 (50')	16	
	26 (52')	17	GARCIA J
	26 (52')	18	GARCIA J
	26 (54')	19	COLON M
SPREM G	27 (55')	19	
	27 (56')	20	BELAUSTEGUI J
	27 (57')	21	BELAUSTEGUI J
SPOLJARIC D	28 (57')	21	
SPREM G	29 (58')	21	
SPREM G	30 (59')	21	
	30 (60')	22	BELAUSTEGUI J

LEGEND									
G/S	Goals / Shots	%	Efficiency	6m	6-metre Shots	7m	7-metre Shots	9m	9-metre Shots
S/S	Saves / Shots	Wing	Wing Shots	FB	Fast Breaks	BT	Breakthroughs	EX	Exclusions
YC	Yellow Cards	RC	Red Cards	2Min	2 Minute Suspensions				
+	2 Minute + 2 Minute Suspensions								



Match Team Statistics

Ομαδικές Στατιστικές Αγώνα / Statistiques du match par équipe

Match No: 26

CRO 30 - 22 ESP
(15-9) (15-13)

Referees: (19) BAUM M / (20) GORALCZYK M (POL)

CRO - Croatia

Players		Shots								Offence		Defence		Penalties				TP
No.	Name	G/S	%	6m	Wing	9m	7m	FB	BT	AS	TF	ST	BS	YC	2Min	RC	EX	
1	LOSERT Venio																	51:01
2	KALEB Niksa	3/3	100		1/1	1/1		1/1		2	1	1		1				51:13
4	BALIC Ivano	2/8	25	0/2		1/5			1/1	3		1						35:21
6	LACKOVIC Blazenko	4/6	67	0/1		4/5				2	2							26:14
7	ZRNIC Vedran																	08:46
9	VORI Igor	6/8	75	5/5	0/1			1/2		3		1	1					55:41
10	DOMINIKOVIC Davor	1/3	33	0/1		0/1		1/1					2					24:51
11	DZOMBA Mirza	7/10	70	1/1	4/6		1/2	1/1		1	1							51:13
12	SOLA Vlado																	08:59
14	VUKOVIC Drago	1/3	33	0/1		0/1		1/1										03:04
15	GOLUZA Slavko	1/2	50				1/2			2			1	1	1			26:38
17	SPREM Goran	3/4	75	0/1	2/2			1/1			1	2						11:22
18	SPOLJARIC Denis	1/1	100	1/1							1							10:06
19	METLICIC Petar	1/5	20	0/2		0/2		1/1		7	2	1	6	1				55:31
Bench / Team																		
Totals		30/53	57	7/15	7/10	6/15	2/4	7/8	1/1	20	8	6	10	3	1			

Goalkeepers		Total Shots		6m Shots		Wing Shots		9m Shots		7m Shots		Fast Breaks		Breakthroughs	
No.	Name	S/S	%	S/S	%	S/S	%	S/S	%	S/S	%	S/S	%	S/S	%
1	LOSERT Venio	10/25	40	4/8	50	3/5	60	2/9	22			1/2	50	0/1	0
12	SOLA Vlado	3/10	30	0/1	0	1/2	50	2/3	67	0/2	0	0/2	0		
Totals		13/35	37	4/9	44	4/7	57	4/12	33	0/2	0	1/4	25	0/1	0

Team Shots	Goals	Saves	Missed	Post	Blocked	Total	%
6m Shots	7	7		1		15	47
Wing Shots	7	1	2			10	70
9m Shots	6	6	1		2	15	40
7m Shots	2	2			n/a	4	50
Fast Breaks	7	1				8	88
Breakthroughs	1					1	100
Totals	30	17	3	1	2	53	57

Number of Attacks: 55, Scoring Efficiency: 55%



Match Team Statistics

Ομαδικές Στατιστικές Αγώνα / Statistiques du match par équipe

Match No: 26

CRO 30 - 22 ESP
(15-9) (15-13)

Referees: (19) BAUM M / (20) GORALCZYK M (POL)

CRO - Croatia

Shots Distribution

Players

Goals / Shots

2 KALEB N			4 BALIC I			6 LACKOVIC B			7 ZRNIC V			9 VORI I			10 DOMINIKOVIC D		
	1/1		0/3	0/1			0/2	1/1					1/2				
1/1	1/1		0/1		2/2	2/2		1/1				1/1	1/1	2/2			1/2
					1-Blocked							1-Missed					1-Post
11 DZOMBA M			14 VUKOVIC D			15 GOLUZA S			17 SPREM G			18 SPOLJARIC D			19 METLICIC P		
	2/2	1/1	1/1			1/1				2/2			1/1		0/1		0/1
1/1	1/2	1/1		0/1				0/1	0/1	1/1					0/1		1/1
					1-Missed												1-Blocked

Team

Offence

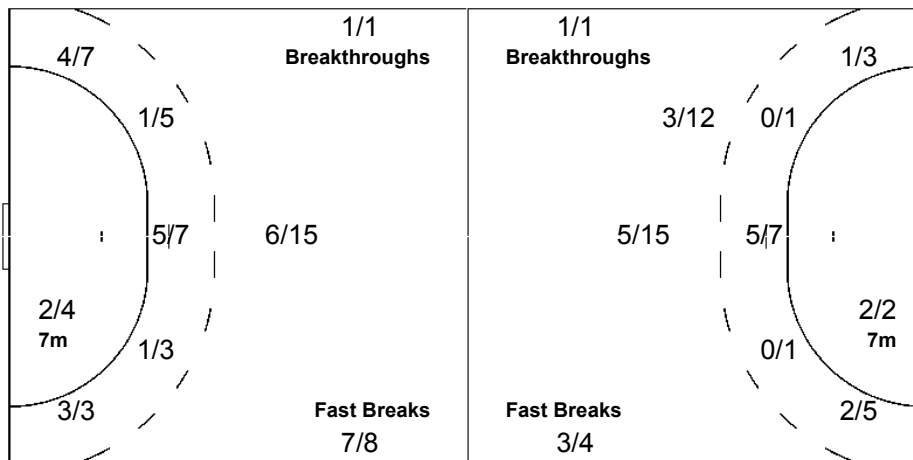
Defence

Goalkeepers

Goals / Shots

2/2	6/7	1/2
0/4	2/5	2/4
5/7	4/6	8/10

3-Missed 1-Post 2-Blocked



Saves / Shots

2/4	2/5	1/5
1/3		2/3
3/7	1/4	1/4

1 LOSERT V

2/3	2/4	0/4
1/3		1/1
2/4	1/4	1/2

12 SOLA V

0/1	0/1	1/1
		1/2
1/3		0/2



Match Team Statistics

Ομαδικές Στατιστικές Αγώνα / Statistiques du match par équipe

Match No: 26

CRO 30 - 22 ESP
(15-9) (15-13)

Referees: (19) BAUM M / (20) GORALCZYK M (POL)

ESP - Spain

No.	Name	Shots								Offence		Defence		Penalties				TP
		G/S	%	6m	Wing	9m	7m	FB	BT	AS	TF	ST	BS	YC	2Min	RC	EX	
1	HOMBRADOS Jose											1						30:00
2	ENTRERRIOS Alberto	4/10	40			3/9			1/1	1	3			1				38:59
6	O'CALLAGHAN Xavier	0/2	0	0/1	0/1							1						19:10
8	BELAUSTEGUI Jon	3/4	75		1/1	1/2		1/1			1	1						19:54
9	GARRALDA Mateo	1/6	17			1/6					1			1	1			35:53
10	DUJSHEBAEV Talant	0/2	0			0/2				2	1							14:49
11	LOZANO Demetrio	1/4	25			1/4				1			1					27:30
13	HERNANDEZ Fernando	1/3	33	1/2	0/1							1			1			30:12
15	COLON Manuel	2/2	100	2/2							2	1			1			39:16
16	BARRUFET David																	30:00
17	GARCIA Juan	5/7	71		2/3		2/2	1/2		1								42:25
18	ROMERO Iker	3/6	50			2/5		1/1		1	1			1	1			42:58
19	URIOS Rolando	2/3	67	2/3							2							10:48
20	ORTEGA Antonio	0/3	0	0/1	0/2						1							38:06
	Bench / Team																	
Totals		22/52	42	5/9	3/8	8/28	2/2	3/4	1/1	6	13	4	1	3	4			

No.	Name	Total Shots		6m Shots		Wing Shots		9m Shots		7m Shots		Fast Breaks		Breakthroughs	
		S/S	%	S/S	%	S/S	%	S/S	%	S/S	%	S/S	%	S/S	%
1	HOMBRADOS Jose	10/25	40	3/6	50	1/7	14	3/5	60	2/3	67	1/4	25		
16	BARRUFET David	7/22	32	4/8	50	0/1	0	3/7	43	0/1	0	0/4	0	0/1	0
Totals		17/47	36	7/14	50	1/8	13	6/12	50	2/4	50	1/8	13	0/1	0

Team Shots	Goals	Saves	Missed	Post	Blocked	Total	%
6m Shots	5	4				9	56
Wing Shots	3	4		1		8	38
9m Shots	8	4	3	3	10	28	29
7m Shots	2				n/a	2	100
Fast Breaks	3	1				4	75
Breakthroughs	1					1	100
Totals	22	13	3	4	10	52	42

Number of Attacks: 55, Scoring Efficiency: 40%



Match Team Statistics

Ομαδικές Στατιστικές Αγώνα / Statistiques du match par équipe

Match No: 26

CRO 30 - 22 ESP
(15-9) (15-13)

Referees: (19) BAUM M / (20) GORALCZYK M (POL)

ESP - Spain

Shots Distribution

Players

Goals / Shots

2 ENTRERRIOS A	6 O'CALLAGHAN X	8 BELAUSTEGUI J	9 GARRALDA M	10 DUJSHEBAEV T	11 LOZANO D
2/2 1/2	0/1 0/1	1/1 1/1	1/1 0/1	0/1 0/1	1/1 0/1
2-Missed 2-Blocked	1-Post	1-Blocked	2-Post 2-Blocked	1-Blocked	1-Post 2-Blocked
13 HERNANDEZ F	15 COLON M	17 GARCIA J	18 ROMERO I	19 URIOS R	20 ORTEGA A
0/1 0/1	1/1 1/1	1/1 0/1 1/1	1/1 1/1	0/1 1/1	0/1 0/1 0/1
			1-Missed 2-Blocked		

Team

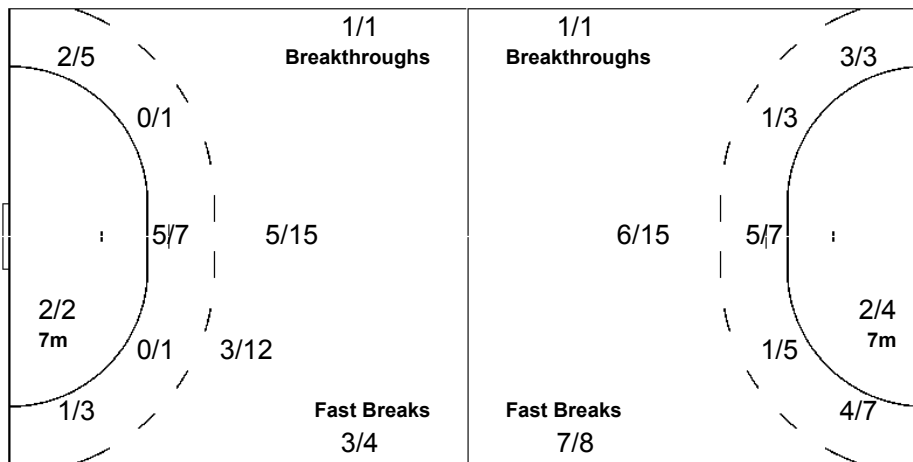
Offence

Defence

Goalkeepers

Goals / Shots

2/4	3/5	4/5
2/3		1/3
4/7	3/4	3/4
3-Missed	4-Post	10-Blocked



Saves / Shots

0/2	1/7	1/2
4/4	3/5	2/4
2/7	2/6	2/10

1 HOMBRADOS J

0/1	1/6	0/1
2/2	1/2	1/2
1/3	2/4	2/4

16 BARRUFET D

0/1	0/1	1/1
2/2	2/3	1/2
1/4	0/2	0/6

LEGEND									
G/S Goals / Shots	% Efficiency	6m 6-metre Shots	7m 7-metre Shots	9m 9-metre Shots					
S/S Saves / Shots	Wing Wing Shots	FB Fast Breaks	BT Breakthroughs	EX Exclusions					
AS Assists	TF Technical Faults	ST Steals	BS Blocked Shots	TP Time Played					
YC Yellow Cards	RC Red Cards	n/a not applicable	2Min 2 Minute Suspensions						
+ 2 Minute + 2 Minute Suspensions									



Results

Αποτελέσματα / Résultats

Match No: 29

RUS 34 - 30 ISL
(17-11) (17-19)

Referees: (7) BORD G / (8) BUY O (FRA)

RUS - Russia

Players		Shots								Penalties			
No.	Name	G/S	%	6m	Wing	9m	7m	FB	BT	YC	2Min	RC	EX
1	LAVROV Andrey												
3	IVANOV Vitali	2/3	67	0/1		1/1		1/1		1			
5	KULESHOV Oleg												
6	KRIVOSHLYKOV Denis	4/5	80	1/1	1/1			2/2	0/1	1			
8	TUCHKIN Alexandre	4/9	44			4/9							
9	KUDINOV Vasily												
11	TORGOVANOVD Dmitri	7/9	78	6/7		0/1		1/1			1		
13	GORBATIKOV Alexander												
15	RASTVORTSEV Alexey	10/16	63			8/14			2/2				
16	KOSTYGOV Alexey												
18	GORPICHIN Viatcheslav									1	1		
19	POGORELOV Sergey	0/1	0			0/1					1		
20	CHIPURIN Mikhail	1/1	100	1/1							2		
23	KOKCHAROV Eduard	6/9	67		0/2		1/2	4/4	1/1				
Bench / Team													
Totals		34/53	64	8/10	1/3	13/26	1/2	8/8	3/4	3	5		

Goalkeepers		Saves							
No.	Name	S/S	%	6m	Wing	9m	7m	FB	BT
1	LAVROV Andrey	10/40	25	2/6	2/6	5/14	0/1	1/12	0/1
16	KOSTYGOV Alexey								
Totals		10/40	25	2/6	2/6	5/14	0/1	1/12	0/1

ISL - Iceland

Players		Shots								Penalties			
No.	Name	G/S	%	6m	Wing	9m	7m	FB	BT	YC	2Min	RC	EX
1	ERADZE Roland												
3	ANDRESSON Kristjan	0/1	0	0/1									
4	JONSSON Einar Orn	2/4	50		1/3			1/1					
5	SIGURDSSON Sigfus	3/3	100	1/1				2/2		1	2		
6	SIGURDSSON Dagur												
8	GYLFASON Gyli	2/3	67		2/2			0/1					
9	SIGURDSSON Gudjon Valur	3/7	43		0/2	0/1		3/4					
10	GUDJONSSON Snorri Steinn	0/1	0			0/1							
11	STEFANSSON Olafur	10/12	83		1/1	6/7	1/2	2/2		1			
12	HRAFNKELSSON Gudmundur												
13	SIGTRYGGSSON Runar	1/2	50	0/1		1/1							
15	HALLGRIMSSON Asgeir Orn	3/4	75			2/3			1/1				
17	GARCIA PADRON Jalesky	1/5	20	1/1		0/4				1			
18	GUNNARSSON Robert	5/6	83	2/2				3/4					
Bench / Team													
Totals		30/48	63	4/6	4/8	9/17	1/2	11/14	1/1	3	2		

Goalkeepers		Saves							
No.	Name	S/S	%	6m	Wing	9m	7m	FB	BT
1	ERADZE Roland	1/5	20	0/1		0/2	1/1		0/1
12	HRAFNKELSSON Gudmundur	8/38	21	2/9	0/1	6/17	0/1	0/8	0/2
Totals		9/43	21	2/10	0/1	6/19	1/2	0/8	0/3

RUNNING SCORE

RUS - ISL

		1st Half			
		0 (1')	1		
TUCHKIN A		1 (2')	1		
TORGOVANOVD		2 (3')	1		
		2 (4')	2		
KOKCHAROV E		3 (4')	2		
		3 (5')	3		
RASTVORTSEV A		4 (5')	3		
TUCHKIN A		5 (7')	3		
TORGOVANOVD		6 (7')	3		
		6 (8')	4	STEFANSSON O	
		6 (9')	5	GUNNARSSON R	
TUCHKIN A		7 (9')	5		
		7 (10')	6	STEFANSSON O	
RASTVORTSEV A		8 (11')	6		
KOKCHAROV E		9 (12')	6		
KRIVOSHLYKOV D		10 (12')	6		
IVANOV V		11 (13')	6		
TORGOVANOVD		12 (14')	6		
KOKCHAROV E		13 (15')	6		
		13 (16')	7	STEFANSSON O	
RASTVORTSEV A		14 (17')	7		
KRIVOSHLYKOV D		15 (22')	7		
		15 (23')	8	JONSSON E	
TUCHKIN A		16 (23')	8		
		16 (25')	9	JONSSON E	
		16 (26')	10	GUNNARSSON R	
KRIVOSHLYKOV D		17 (29')	10		
		17 (30')	11	SIGURDSSON S	
		2nd Half			
		17 (31')	12	STEFANSSON O	
		17 (32')	13	SIGURDSSON S	
		17 (32')	14	SIGURDSSON G	
TORGOVANOVD		18 (33')	14		
RASTVORTSEV A		19 (34')	14		
KOKCHAROV E		20 (34')	14		
CHIPURIN M		21 (36')	14		
KOKCHAROV E		22 (38')	14		
		22 (39')	15	SIGURDSSON S	
RASTVORTSEV A		23 (39')	15		
		23 (42')	16	GUNNARSSON R	
RASTVORTSEV A		24 (43')	16		
		24 (44')	17	STEFANSSON O	
KRIVOSHLYKOV D		25 (44')	17		
		25 (45')	18	STEFANSSON O	
		25 (46')	19	HALLGRIMSSON A	
TORGOVANOVD		26 (47')	19		
		26 (47')	20	GUNNARSSON R	
RASTVORTSEV A		27 (48')	20		
IVANOV V		28 (49')	20		
TORGOVANOVD		29 (50')	20		
		29 (51')	21	GYLFASON G	
		29 (51')	22	STEFANSSON O	
		29 (52')	23	SIGTRYGGSSON R	
		29 (53')	24	GUNNARSSON R	
RASTVORTSEV A		30 (54')	24		
		30 (54')	25	SIGURDSSON G	
RASTVORTSEV A		31 (54')	25		
		31 (55')	26	STEFANSSON O	
TORGOVANOVD		32 (57')	26		
		32 (57')	27	HALLGRIMSSON A	
		32 (58')	28	GYLFASON G	
		32 (58')	29	STEFANSSON O	
KOKCHAROV E		33 (59')	29		
RASTVORTSEV A		34 (60')	29		
		34 (60')	30	HALLGRIMSSON A	

LEGEND									
G/S	Goals / Shots	%	Efficiency	6m	6-metre Shots	7m	7-metre Shots	9m	9-metre Shots
S/S	Saves / Shots	Wing	Wing Shots	FB	Fast Breaks	BT	Breakthroughs	EX	Exclusions
YC	Yellow Cards	RC	Red Cards	2Min	2 Minute Suspensions				
+	2 Minute + 2 Minute Suspensions								



Match Team Statistics

Ομαδικές Στατιστικές Αγώνα / Statistiques du match par équipe

Match No: 29

RUS 34 - 30 ISL
(17-11) (17-19)

Referees: (7) BORD G / (8) BUY O (FRA)

RUS - Russia

Players		Shots								Offence		Defence		Penalties				TP
No.	Name	G/S	%	6m	Wing	9m	7m	FB	BT	AS	TF	ST	BS	YC	2Min	RC	EX	
1	LAVROV Andrey									1								60:00
3	IVANOV Vitali	2/3	67	0/1		1/1		1/1		2	2			1				46:27
5	KULESHOV Oleg									2	2							11:22
6	KRIVOSHLYKOV Denis	4/5	80	1/1	1/1			2/2	0/1			1	3	1				60:00
8	TUCHKIN Alexandre	4/9	44			4/9				1	2							28:16
9	KUDINOV Vasily																	
11	TORGOVANOV Dmitri	7/9	78	6/7		0/1		1/1		3	2	1			1			49:32
13	GORBATIKOV Alexander																	11:49
15	RASTVORTSEV Alexey	10/16	63			8/14			2/2		5							36:23
16	KOSTYGOV Alexey																	
18	GORPICHIN Viatcheslav											1	1	1	1			25:22
19	POGORELOV Sergey	0/1	0			0/1				3	1	2	1		1			28:54
20	CHIPURIN Mikhail	1/1	100	1/1							1				2			16:01
23	KOKCHAROV Eduard	6/9	67		0/2		1/2	4/4	1/1	2	2	2						45:54
	Bench / Team																	
	Totals	34/53	64	8/10	1/3	13/26	1/2	8/8	3/4	14	18	9	2	3	5			

Goalkeepers		Total Shots		6m Shots		Wing Shots		9m Shots		7m Shots		Fast Breaks		Breakthroughs	
No.	Name	S/S	%	S/S	%	S/S	%	S/S	%	S/S	%	S/S	%	S/S	%
1	LAVROV Andrey	10/40	25	2/6	33	2/6	33	5/14	36	0/1	0	1/12	8	0/1	0
16	KOSTYGOV Alexey														
	Totals	10/40	25	2/6	33	2/6	33	5/14	36	0/1	0	1/12	8	0/1	0

Team Shots	Goals	Saves	Missed	Post	Blocked	Total	%
6m Shots	8	2				10	80
Wing Shots	1		1	1		3	33
9m Shots	13	6	1	4	2	26	50
7m Shots	1	1			n/a	2	50
Fast Breaks	8					8	100
Breakthroughs	3		1			4	75
Totals	34	9	3	5	2	53	64

Number of Attacks: 68, Scoring Efficiency: 50%



Match Team Statistics

Ομαδικές Στατιστικές Αγώνα / Statistiques du match par équipe

Match No: 29

RUS 34 - 30 ISL
(17-11) (17-19)

Referees: (7) BORD G / (8) BUY O (FRA)

RUS - Russia

Shots Distribution

Players

Goals / Shots

3 IVANOV V

1/1		
1/2		

5 KULESHOV O

6 KRIVOSHLYKOV D

	1/1	1/1
1/1		1/1

1-Missed

8 TUCHKIN A

1/1		
1/2		2/3

2-Post 1-Blocked

9 KUDINOV V

11 TORGOVANOV D

1/1		0/1
4/4	1/1	1/1

1-Blocked

13 GORBATIKOV A

15 RASTVORTSEV A

2/2	0/1	
2/2		
4/6		2/2

1-Missed 2-Post

18 GORPICHIN V

19 POGORELOV S

0/1		

20 CHIPURIN M

1/1		

23 KOKCHAROV E

	1/1	
0/1		1/1
1/1		3/3

1-Missed 1-Post

Team

Goals / Shots

4/4	2/3	1/2
3/4		1/1
13/18	1/1	9/10

3-Missed 5-Post 2-Blocked

Offence

Defence

Goalkeepers

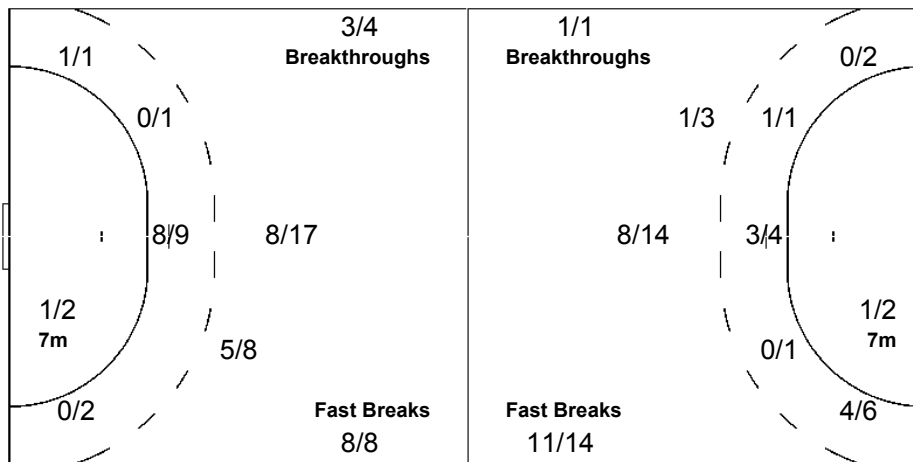
Saves / Shots

1/2	1/4	
2/7		2/5
2/9	1/4	1/9

1 LAVROV A

1/2	1/4	
2/7		2/5
2/9	1/4	1/9

16 KOSTYGOV A





Match Team Statistics

Ομαδικές Στατιστικές Αγώνα / Statistiques du match par équipe

Match No: 29

RUS 34 - 30 ISL
(17-11) (17-19)

Referees: (7) BORD G / (8) BUY O (FRA)

ISL - Iceland

No.	Name	Shots								Offence		Defence		Penalties				TP
		G/S	%	6m	Wing	9m	7m	FB	BT	AS	TF	ST	BS	YC	2Min	RC	EX	
1	ERADZE Roland																	06:39
3	ANDRESSON Kristjan	0/1	0	0/1							1							05:51
4	JONSSON Einar Orn	2/4	50		1/3			1/1			2							49:53
5	SIGURDSSON Sigfus	3/3	100	1/1				2/2			4	1		1	2			46:11
6	SIGURDSSON Dagur										2							02:53
8	GYLFASSON Gylfi	2/3	67		2/2			0/1			1							10:10
9	SIGURDSSON Gudjon Valur	3/7	43		0/2	0/1		3/4		3	2	1						60:00
10	GUDJONSSON Snorri Steinn	0/1	0			0/1				1	1							19:07
11	STEFANSSON Olafur	10/12	83		1/1	6/7	1/2	2/2		9	1	1		1				55:31
12	HRAFNKELSSON Gudmundur																	53:21
13	SIGTRYGGSSON Runar	1/2	50	0/1		1/1												21:52
15	HALLGRIMSSON Asgeir Orn	3/4	75			2/3			1/1	3	1							11:13
17	GARCIA PADRON Jalesky	1/5	20	1/1		0/4					8		1	1				36:14
18	GUNNARSSON Robert	5/6	83	2/2				3/4				1						41:05
Bench / Team																		
Totals		30/48	63	4/6	4/8	9/17	1/2	11/14	1/1	16	23	4	1	3	2			

Goalkeepers		Total Shots		6m Shots		Wing Shots		9m Shots		7m Shots		Fast Breaks		Breakthroughs	
No.	Name	S/S	%	S/S	%	S/S	%	S/S	%	S/S	%	S/S	%	S/S	%
1	ERADZE Roland	1/5	20	0/1	0			0/2	0	1/1	100			0/1	0
12	HRAFNKELSSON Gudmundur	8/38	21	2/9	22	0/1	0	6/17	35	0/1	0	0/8	0	0/2	0
Totals		9/43	21	2/10	20	0/1	0	6/19	32	1/2	50	0/8	0	0/3	0

Team Shots	Goals	Saves	Missed	Post	Blocked	Total	%
6m Shots	4	2				6	67
Wing Shots	4	2		2		8	50
9m Shots	9	5	1	1	1	17	53
7m Shots	1			1	n/a	2	50
Fast Breaks	11	1	2			14	79
Breakthroughs	1					1	100
Totals	30	10	3	4	1	48	63

Number of Attacks: 68, Scoring Efficiency: 44%



Match Team Statistics

Ομαδικές Στατιστικές Αγώνα / Statistiques du match par équipe

Match No: 29

RUS 34 - 30 ISL
(17-11) (17-19)

Referees: (7) BORD G / (8) BUY O (FRA)

ISL - Iceland

Shots Distribution

Players

Goals / Shots

3 ANDRESSON K

		0/1

4 JONSSON E

		1/1
1/2		0/1

5 SIGURDSSON S

	1/1	
		2/2

6 SIGURDSSON D

8 GYLFASSON G

1/1	1/1	

9 SIGURDSSON G

	0/1	
2/3		
1/1		

1-Missed

2-Post

10 GUDJONSSON S

0/1		

11 STEFANSSON O

	1/1	
2/2		
3/3	2/2	2/2

1-Post 1-Blocked

13 SIGTRYGGSSON R

		0/1
1/1		

15 HALLGRIMSSON A

0/1		
	1/1	2/2

17 GARCIA PADRON J

0/1		
0/1		1/1

1-Missed 1-Post

18 GUNNARSSON R

1/1		
1/1		3/3

1-Missed

Team

Offence

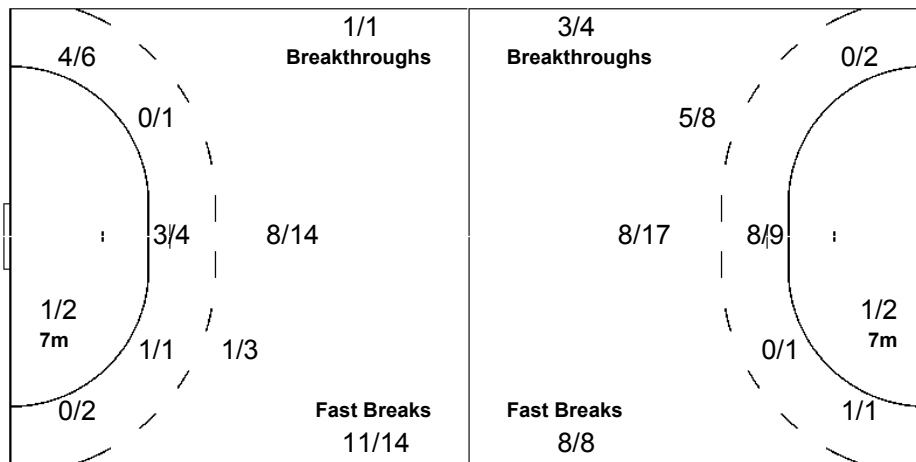
Defence

Goalkeepers

Goals / Shots

1/2	3/4	
5/7		3/5
7/9	3/4	8/9

3-Missed 4-Post 1-Blocked



Saves / Shots

0/4	1/3	1/2
1/4		0/1
5/18	0/1	1/10

1 ERADZE R

0/2	0/1	
1/2		

12 HRAFNKELSSON G

0/2	1/2	1/2
0/2		0/1
5/18	0/1	1/10

LEGEND

G/S Goals / Shots	% Efficiency	6m 6-metre Shots	7m 7-metre Shots	9m 9-metre Shots
S/S Saves / Shots	Wing Wing Shots	FB Fast Breaks	BT Breakthroughs	EX Exclusions
AS Assists	TF Technical Faults	ST Steals	BS Blocked Shots	TP Time Played
YC Yellow Cards	RC Red Cards	n/a not applicable	2Min 2 Minute Suspensions	
+ 2 Minute + 2 Minute Suspensions				



Results

Αποτελέσματα / Résultats

Match No: 02

HUN 33 - 28 EGY
(16-15) (17-13)

Referees: (1) BOYE J / (2) JENSEN B (DEN)

RUNNING SCORE

HUN - EGY

HUN - Hungary

Players		Shots								Penalties			
No.	Name	G/S	%	6m	Wing	9m	7m	FB	BT	YC	2Min	RC	EX
1	SZATHMARI Janos												
2	HARSANYI Gergely Janos	1/1	100		1/1						1		
4	CSASZAR Gabor												
5	MEZEI Richard	3/5	60	2/4				1/1		1	1		
6	MOCSAI Tamas	5/7	71	2/2		0/1	3/4				1		
7	GAL Gyula	1/1	100	1/1							2		
8	IVANCSIK Gergo												
12	FAZEKAS Nandor												
13	DIAZ Ivo	1/1	100			1/1							
14	PEREZ Carlos	7/13	54	2/2	1/1	3/9			1/1				
15	PASZTOR Istvan	9/10	90	3/3	3/3	0/1		2/2	1/1	1	2		
17	LALUSKA Balazs												
19	NAGY Laszlo	2/5	40	0/1		1/3		1/1		1	1		
24	LENDVAY Peter	4/5	80	2/2		1/2		1/1					
	Bench / Team												
	Totals	33/48	69	12/15	5/5	6/17	3/4	5/5	2/2	3	8		

Goalkeepers		Saves							
No.	Name	S/S	%	6m	Wing	9m	7m	FB	BT
1	SZATHMARI Janos	8/31	26	3/7	0/5	3/10	1/4	1/4	0/1
12	FAZEKAS Nandor	2/7	29	0/1	1/1	1/2	0/2	0/1	
	Totals	10/38	26	3/8	1/6	4/12	1/6	1/5	0/1

EGY - Egypt

Players		Shots								Penalties			
No.	Name	G/S	%	6m	Wing	9m	7m	FB	BT	YC	2Min	RC	EX
1	SHARAF ELDIN Mohamad												
2	MOHAMED Abdalla	0/1	0			0/1							
6	EL AHMAR Ahmed	3/5	60		1/2	0/1		2/2					
7	HUSSEIN Saber	3/5	60	2/2		1/3							
8	FAHIM Wael	2/2	100	2/2						1	1		
10	MOEMEN Sherif	2/7	29		1/4	0/1	0/1	1/1					
11	YOUSSEF Ramy	2/4	50	0/1	0/1		2/2			1			
12	NAKIB Mohamed												
13	KARAM Mahmoud	1/2	50			1/2							
14	RAGAB Marwan	1/2	50	1/2						1	1		
17	KESHK Mohamed	2/5	40		2/3	0/1		0/1					
18	EL FAKHARANY Hany	1/3	33		0/1	0/1		1/1					
19	YOSRY Hassan	1/3	33	0/2		1/1							
20	ZAKY Hussein	10/14	71		1/1	5/8	3/4		1/1		1		
	Bench / Team												
	Totals	28/53	53	5/9	5/12	8/19	5/7	4/5	1/1	3	3		

Goalkeepers		Saves							
No.	Name	S/S	%	6m	Wing	9m	7m	FB	BT
1	SHARAF ELDIN Mohamad	5/28	18	0/10	0/2	4/7	1/2	0/5	0/2
12	NAKIB Mohamed	2/12	17	2/4	0/3	0/3	0/2		
	Totals	7/40	18	2/14	0/5	4/10	1/4	0/5	0/2

1st Half		
	0 (1') 1	MOEMEN S
PASZTOR I	1 (2') 1	
MOCSAI T	2 (4') 1	
	2 (4') 2	HUSSEIN S
	2 (5') 3	MOEMEN S
PEREZ C	3 (5') 3	
PEREZ C	4 (7') 3	
	4 (8') 4	ZAKY H
MOCSAI T	5 (8') 4	
PASZTOR I	6 (10') 4	
	6 (11') 5	FAHIM W
PASZTOR I	7 (12') 5	
	7 (13') 6	ZAKY H
DIAZ I	8 (14') 6	
	8 (15') 7	ZAKY H
PASZTOR I	9 (16') 7	
	9 (16') 8	YOSRY H
	9 (17') 9	ZAKY H
PEREZ C	10 (19') 9	
MOCSAI T	11 (20') 9	
LENDVAY P	12 (21') 9	
	12 (22') 10	ZAKY H
PEREZ C	13 (23') 10	
	13 (25') 11	HUSSEIN S
LENDVAY P	14 (25') 11	
	14 (26') 12	ZAKY H
MOCSAI T	15 (27') 12	
	15 (27') 13	RAGAB M
	15 (28') 14	ZAKY H
PEREZ C	16 (30') 14	
	16 (30') 15	KESHK M

2nd Half		
NAGY L	17 (31') 15	
	17 (32') 16	HUSSEIN S
HARSANYI G	18 (32') 16	
	18 (32') 17	EL AHMAR A
	18 (33') 18	EL AHMAR A
	18 (35') 19	KESHK M
PASZTOR I	19 (35') 19	
PASZTOR I	20 (36') 19	
	20 (37') 20	EL AHMAR A
MEZEI R	21 (37') 20	
MEZEI R	22 (38') 20	
	22 (39') 21	ZAKY H
PASZTOR I	23 (40') 21	
	23 (40') 22	ZAKY H
	23 (43') 23	ZAKY H
PEREZ C	24 (43') 23	
	24 (44') 24	FAHIM W
	24 (44') 25	EL FAKHARANY H
PEREZ C	25 (45') 25	
LENDVAY P	26 (47') 25	
MEZEI R	27 (49') 25	
PASZTOR I	28 (49') 25	
	29 (51') 25	
NAGY L	30 (53') 25	
MOCSAI T	31 (54') 25	
	31 (55') 26	YOUSSEF R
PASZTOR I	32 (55') 26	
	32 (57') 27	YOUSSEF R
LENDVAY P	33 (58') 27	
	33 (59') 28	KARAM M

LEGEND

G/S	Goals / Shots	%	Efficiency	6m	6-metre Shots	7m	7-metre Shots	9m	9-metre Shots
S/S	Saves / Shots	Wing	Wing Shots	FB	Fast Breaks	BT	Breakthroughs	EX	Exclusions
YC	Yellow Cards	RC	Red Cards	2Min	2 Minute Suspensions				
+	2 Minute + 2 Minute Suspensions								



Match Team Statistics

Ομαδικές Στατιστικές Αγώνα / Statistiques du match par équipe

Match No: 02

HUN 33 - 28 EGY
(16-15) (17-13)

Referees: (1) BOYE J / (2) JENSEN B (DEN)

HUN - Hungary

Players		Shots								Offence		Defence		Penalties				TP
No.	Name	G/S	%	6m	Wing	9m	7m	FB	BT	AS	TF	ST	BS	YC	2Min	RC	EX	
1	SZATHMARI Janos																	42:50
2	HARSANYI Gergely Janos	1/1	100		1/1						3	1			1			42:48
4	CSASZAR Gabor																	
5	MEZEI Richard	3/5	60	2/4				1/1			2			1	1			43:01
6	MOCSAI Tamas	5/7	71	2/2		0/1	3/4				1	1			1			29:20
7	GAL Gyula	1/1	100	1/1						1	1				2			26:48
8	IVANCSIK Gergo																	13:28
12	FAZEKAS Nandor																	17:10
13	DIAZ Ivo	1/1	100			1/1				3	1	3						42:39
14	PEREZ Carlos	7/13	54	2/2	1/1	3/9			1/1	2	5	1						44:33
15	PASZTOR Istvan	9/10	90	3/3	3/3	0/1		2/2	1/1		1		1	1	2			52:45
17	LALUSKA Balazs																	
19	NAGY Laszlo	2/5	40	0/1		1/3		1/1		3				1	1			38:44
24	LENDVAY Peter	4/5	80	2/2		1/2		1/1		3								25:54
Bench / Team																		
Totals		33/48	69	12/15	5/5	6/17	3/4	5/5	2/2	12	14	6	1	3	8			

Goalkeepers		Total Shots		6m Shots		Wing Shots		9m Shots		7m Shots		Fast Breaks		Breakthroughs	
No.	Name	S/S	%	S/S	%	S/S	%	S/S	%	S/S	%	S/S	%	S/S	%
1	SZATHMARI Janos	8/31	26	3/7	43	0/5	0	3/10	30	1/4	25	1/4	25	0/1	0
12	FAZEKAS Nandor	2/7	29	0/1	0	1/1	100	1/2	50	0/2	0	0/1	0		
Totals		10/38	26	3/8	38	1/6	17	4/12	33	1/6	17	1/5	20	0/1	0

Team Shots	Goals	Saves	Missed	Post	Blocked	Total	%
6m Shots	12	2	1			15	80
Wing Shots	5					5	100
9m Shots	6	4	2	1	4	17	35
7m Shots	3	1			n/a	4	75
Fast Breaks	5					5	100
Breakthroughs	2					2	100
Totals	33	7	3	1	4	48	69

Number of Attacks: 59, Scoring Efficiency: 56%



Match Team Statistics

Ομαδικές Στατιστικές Αγώνα / Statistiques du match par équipe

Match No: 02

HUN 33 - 28 EGY
(16-15) (17-13)

Referees: (1) BOYE J / (2) JENSEN B (DEN)

HUN - Hungary

Shots Distribution

Players

Goals / Shots

2 HARSANYI G	4 CSASZAR G	5 MEZEI R	6 MOCSAI T	7 GAL G	8 IVANCSIK G
1/1		0/1 1/1 1/1	1/1 1/1 1/2	1/1	
		1-Missed	1-Missed		

13 DIAZ I	14 PEREZ C	15 PASZTOR I	17 LALUSKA B	19 NAGY L	24 LENDVAY P
	1/1 1/2 2/3 2/2 0/1	1/1 2/2 2/2 1/1 1/1 2/2		1/1 1/1	0/1 1/1 1/1 2/2
	3-Blocked	1-Missed		1-Post 1-Blocked	

Team

Offence

Defence

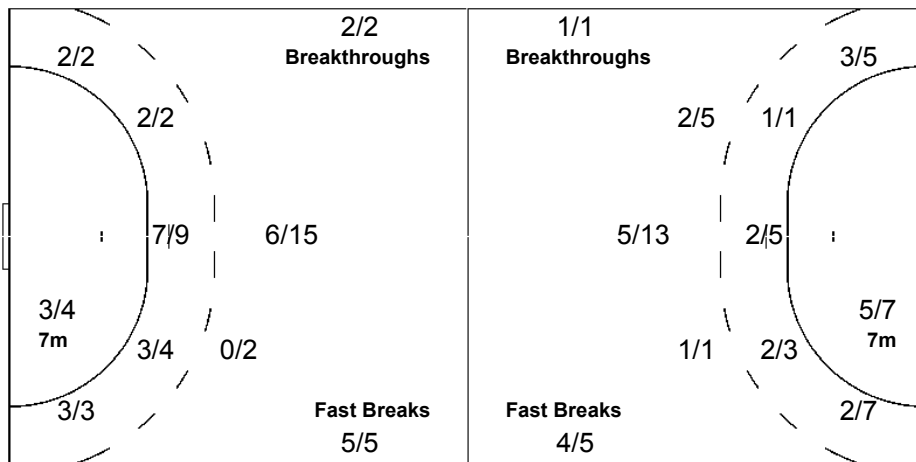
Goalkeepers

Goals / Shots

3/3	3/3	4/5
6/9	1/1	4/4
4/6	2/2	6/6
3-Missed	1-Post	4-Blocked

Saves / Shots

0/2	2/5	1/7
1/3		1/3
4/12	1/4	0/2



1 SZATHMARI J

0/1	1/4	0/5
1/3		1/2
4/11	1/3	0/2

12 FAZEKAS N

0/1	1/1	1/2
		0/1
0/1	0/1	



Match Team Statistics

Ομαδικές Στατιστικές Αγώνα / Statistiques du match par équipe

Match No: 02

HUN 33 - 28 EGY
(16-15) (17-13)

Referees: (1) BOYE J / (2) JENSEN B (DEN)

EGY - Egypt

No.	Name	Shots								Offence		Defence		Penalties				TP
		G/S	%	6m	Wing	9m	7m	FB	BT	AS	TF	ST	BS	YC	2Min	RC	EX	
1	SHARAF ELDIN Mohamad										1							41:18
2	MOHAMED Abdalla	0/1	0			0/1						1						09:03
6	EL AHMAR Ahmed	3/5	60		1/2	0/1		2/2		2	2							30:52
7	HUSSEIN Saber	3/5	60	2/2		1/3				1	2	1						46:51
8	FAHIM Wael	2/2	100	2/2								1		1	1			27:29
10	MOEMEN Sherif	2/7	29		1/4	0/1	0/1	1/1										31:16
11	YOUSSEF Ramy	2/4	50	0/1	0/1		2/2				2			1				33:11
12	NAKIB Mohamed																	18:42
13	KARAM Mahmoud	1/2	50			1/2												14:12
14	RAGAB Marwan	1/2	50	1/2						2	4		3	1	1			46:48
17	KESHK Mohamed	2/5	40		2/3	0/1		0/1			1							30:52
18	EL FAKHARANY Hany	1/3	33		0/1	0/1		1/1				1	1					23:39
19	YOSRY Hassan	1/3	33	0/2		1/1				2								28:07
20	ZAKY Hussein	10/14	71		1/1	5/8	3/4		1/1		2				1			37:40
Bench / Team																		
Totals		28/53	53	5/9	5/12	8/19	5/7	4/5	1/1	8	13	4	4	3	3			

Goalkeepers		Total Shots		6m Shots		Wing Shots		9m Shots		7m Shots		Fast Breaks		Breakthroughs	
No.	Name	S/S	%	S/S	%	S/S	%	S/S	%	S/S	%	S/S	%	S/S	%
1	SHARAF ELDIN Mohamad	5/28	18	0/10	0	0/2	0	4/7	57	1/2	50	0/5	0	0/2	0
12	NAKIB Mohamed	2/12	17	2/4	50	0/3	0	0/3	0	0/2	0				
Totals		7/40	18	2/14	14	0/5	0	4/10	40	1/4	25	0/5	0	0/2	0

Team Shots	Goals	Saves	Missed	Post	Blocked	Total	%
6m Shots	5	3	1			9	56
Wing Shots	5	1	2	4		12	42
9m Shots	8	4	4	3		19	42
7m Shots	5	1	1		n/a	7	71
Fast Breaks	4	1				5	80
Breakthroughs	1					1	100
Totals	28	10	8	7		53	53

Number of Attacks: 59, Scoring Efficiency: 47%



Match Team Statistics

Ομαδικές Στατιστικές Αγώνα / Statistiques du match par équipe

Match No: 02

HUN 33 - 28 EGY
(16-15) (17-13)

Referees: (1) BOYE J / (2) JENSEN B (DEN)

EGY - Egypt

Shots Distribution

Players

Goals / Shots

2 MOHAMED A	6 EL AHMAR A	7 HUSSEIN S	8 FAHIM W	10 MOEMEN S	11 YOUSSEF R
1-Missed	1-Post	1-Missed		1-Missed 3-Post	1-Post
13 KARAM M	14 RAGAB M	17 KESHK M	18 EL FAKHARANY H	19 YOSRY H	20 ZAKY H
		1-Post	1-Missed	1-Missed	3-Missed 1-Post

Team

Offence

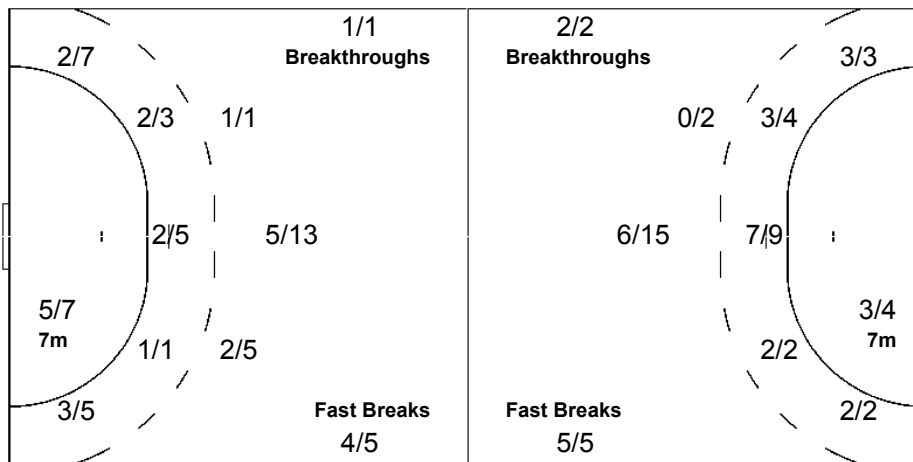
Defence

Goalkeepers

Goals / Shots

2/2	3/5	6/7
2/3		2/3
8/12	3/4	2/2

8-Missed 7-Post



Saves / Shots

0/3	0/3	1/5
3/9	0/1	0/4
2/6	0/2	0/6

1 SHARAF ELDIN M

0/2	0/3	1/4
2/6	0/1	0/4
2/5	0/1	0/2

12 NAKIB M

0/1		0/1
1/3		
0/1	0/1	0/4

LEGEND									
G/S	Goals / Shots	%	Efficiency	6m	6-metre Shots	7m	7-metre Shots	9m	9-metre Shots
S/S	Saves / Shots	Wing	Wing Shots	FB	Fast Breaks	BT	Breakthroughs	EX	Exclusions
AS	Assists	TF	Technical Faults	ST	Steals	BS	Blocked Shots	TP	Time Played
YC	Yellow Cards	RC	Red Cards	n/a	not applicable	2Min	2 Minute Suspensions		
+	2 Minute + 2 Minute Suspensions								



Results

Αποτελέσματα / Résultats

Match No: 04

GER 28 - 18 GRE
(15-8) (13-10)

Referees: (5) BRETO V / (6) HUELIN TRILLO J (ESP)

RUNNING SCORE

GER - GRE

GER - Germany

Players		Shots								Penalties			
No.	Name	G/S	%	6m	Wing	9m	7m	FB	BT	YC	2Min	RC	EX
1	FRITZ Henning												
2	HENS Pascal	2/5	40	0/1	1/1	1/3							
4	DRAGUNSKI Mark	0/1	0	0/1							1		
5	KRETZSCHMAR Stefan	5/8	63	1/1	2/4	0/1		2/2					
7	IMMEL Jan Olaf												
8	SCHWARZER Christian	6/12	50	5/9	0/2			1/1			1		
9	PETERSEN Klaus-Dieter									1			
11	ZERBE Volker	0/3	0	0/1		0/2				1	2		
12	RAMOTA Christian												
13	BAUR Markus												
14	ZEITZ Christian	3/4	75		1/1	1/2			1/1				
15	JANSEN Torsten	1/1	100	1/1									
18	STEPHAN Daniel	5/10	50	1/3	0/2	3/4	1/1				1		
19	KEHRMANN Florian	6/9	67	0/1	0/1	1/1		5/6					
Bench / Team													
Totals		28/53	53	8/18	4/11	6/13	1/1	8/9	1/1	2	5		

Goalkeepers		Saves							
No.	Name	S/S	%	6m	Wing	9m	7m	FB	BT
1	FRITZ Henning	15/33	45	1/3	3/7	11/18	0/1	0/1	0/3
12	RAMOTA Christian								
Totals		15/33	45	1/3	3/7	11/18	0/1	0/1	0/3

GRE - Greece

Players		Shots								Penalties			
No.	Name	G/S	%	6m	Wing	9m	7m	FB	BT	YC	2Min	RC	EX
2	VOGLIS Enagelos	1/1	100		1/1								
4	TZIMOURTOS Dimitrios												
6	VASILAKIS Alexandros	1/4	25			0/3			1/1				
8	CHATSATOURIAN Gregor	1/2	50		1/2								
9	BALOMENOS Spyros	2/9	22			1/8			1/1				
10	KOKOLODIMITRAKIS Nikolaos	1/1	100					1/1		1			
11	GRAMMATIKOS Nikolaos	5/12	42	0/1		4/9	1/2						
12	KAFFATOS Dimitrios												
13	ZIVOULOVIC Sasa	0/1	0				0/1				1		
14	TROUPIS Andreas	1/1	100			1/1					2		
16	CHRYSOPOULOS Jiotsa												
17	CHALKIDIS Giorgos	2/3	67	2/3						1			
19	ALVANOS Alexis	1/6	17	0/1		1/5				1			
20	KARYPIDIS Savvas	3/5	60		2/4				1/1				
Bench / Team													
Totals		18/45	40	2/5	4/7	7/26	1/3	1/1	3/3	3	3		

Goalkeepers		Saves							
No.	Name	S/S	%	6m	Wing	9m	7m	FB	BT
12	KAFFATOS Dimitrios	17/45	38	10/18	5/9	2/8	0/1	0/8	0/1
16	CHRYSOPOULOS Jiotsa								
Totals		17/45	38	10/18	5/9	2/8	0/1	0/8	0/1

1st Half	
0 (1') 1	ALVANOS A
SCHWARZER C 1 (2') 1	
1 (3') 2	BALOMENOS S
KRETZSCHMAR S 2 (4') 2	
2 (5') 3	BALOMENOS S
SCHWARZER C 3 (6') 3	
KEHRMANN F 4 (7') 3	
HENS P 5 (8') 3	
5 (9') 4	GRAMMATIKOS N
KEHRMANN F 6 (12') 4	
6 (13') 5	CHALKIDIS G
KRETZSCHMAR S 7 (13') 5	
KEHRMANN F 8 (14') 5	
STEPHAN D 9 (15') 5	
9 (16') 6	TROUPIS A
STEPHAN D 10 (17') 6	
10 (17') 7	CHATSATOURIAN C
KRETZSCHMAR S 11 (18') 7	
SCHWARZER C 12 (20') 7	
SCHWARZER C 13 (21') 7	
KEHRMANN F 14 (22') 7	
14 (23') 8	CHALKIDIS G
ZEITZ C 15 (28') 8	

2nd Half	
SCHWARZER C 16 (31') 8	
16 (33') 9	GRAMMATIKOS N
STEPHAN D 17 (35') 9	
17 (36') 10	GRAMMATIKOS N
17 (37') 11	KARYPIDIS S
KRETZSCHMAR S 18 (39') 11	
18 (40') 12	GRAMMATIKOS N
STEPHAN D 19 (40') 12	
19 (42') 13	KARYPIDIS S
STEPHAN D 20 (45') 13	
SCHWARZER C 21 (46') 13	
KRETZSCHMAR S 22 (47') 13	
KEHRMANN F 23 (50') 13	
KEHRMANN F 24 (51') 13	
24 (51') 14	KARYPIDIS S
ZEITZ C 25 (52') 14	
HENS P 26 (53') 14	
26 (54') 15	GRAMMATIKOS N
ZEITZ C 27 (55') 15	
27 (56') 16	KOKOLODIMITRAKI
27 (57') 17	VASILAKIS A
27 (60') 18	VOGLIS E
JANSEN T 28 (60') 18	

LEGEND									
G/S	Goals / Shots	%	Efficiency	6m	6-metre Shots	7m	7-metre Shots	9m	9-metre Shots
S/S	Saves / Shots	Wing	Wing Shots	FB	Fast Breaks	BT	Breakthroughs	EX	Exclusions
YC	Yellow Cards	RC	Red Cards	2Min	2 Minute Suspensions				
+	2 Minute + 2 Minute Suspensions								



Match Team Statistics

Ομαδικές Στατιστικές Αγώνα / Statistiques du match par équipe

Match No: 04

GER 28 - 18 GRE
(15-8) (13-10)

Referees: (5) BRETO V / (6) HUELIN TRILLO J (ESP)

GER - Germany

Players		Shots								Offence		Defence		Penalties				TP
No.	Name	G/S	%	6m	Wing	9m	7m	FB	BT	AS	TF	ST	BS	YC	2Min	RC	EX	
1	FRITZ Henning									1								60:00
2	HENS Pascal	2/5	40	0/1	1/1	1/3				2	1							21:15
4	DRAGUNSKI Mark	0/1	0	0/1							1				1			13:46
5	KRETZSCHMAR Stefan	5/8	63	1/1	2/4	0/1		2/2		1	2	1						46:59
7	IMMEL Jan Olaf																	15:50
8	SCHWARZER Christian	6/12	50	5/9	0/2			1/1		1	2	1			1			43:57
9	PETERSEN Klaus-Dieter									1	1	1	1	1				28:48
11	ZERBE Volker	0/3	0	0/1		0/2				3	1	2		1	2			40:03
12	RAMOTA Christian																	
13	BAUR Markus																	17:34
14	ZEITZ Christian	3/4	75		1/1	1/2			1/1									07:00
15	JANSEN Torsten	1/1	100	1/1						1		1						13:01
18	STEPHAN Daniel	5/10	50	1/3	0/2	3/4	1/1			3		1			1			52:28
19	KEHRMANN Florian	6/9	67	0/1	0/1	1/1		5/6		1		2						59:19
	Bench / Team																	
	Totals	28/53	53	8/18	4/11	6/13	1/1	8/9	1/1	14	8	9	1	2	5			

Goalkeepers		Total Shots		6m Shots		Wing Shots		9m Shots		7m Shots		Fast Breaks		Breakthroughs	
No.	Name	S/S	%	S/S	%	S/S	%	S/S	%	S/S	%	S/S	%	S/S	%
1	FRITZ Henning	15/33	45	1/3	33	3/7	43	11/18	61	0/1	0	0/1	0	0/3	0
12	RAMOTA Christian														
	Totals	15/33	45	1/3	33	3/7	43	11/18	61	0/1	0	0/1	0	0/3	0

Team Shots	Goals	Saves	Missed	Post	Blocked	Total	%
6m Shots	8	10				18	44
Wing Shots	4	5	2			11	36
9m Shots	6	2	1	3	1	13	46
7m Shots	1				n/a	1	100
Fast Breaks	8			1		9	89
Breakthroughs	1					1	100
Totals	28	17	3	4	1	53	53

Number of Attacks: 58, Scoring Efficiency: 48%



Match Team Statistics

Ομαδικές Στατιστικές Αγώνα / Statistiques du match par équipe

Match No: 04

GER 28 - 18 GRE
(15-8) (13-10)

Referees: (5) BRETO V / (6) HUELIN TRILLO J (ESP)

GER - Germany

Shots Distribution

Players

Goals / Shots

2 HENS P	4 DRAGUNSKI M	5 KRETZSCHMAR S	7 IMMEL J	8 SCHWARZER C	9 PETERSEN K
0/1 1/1	0/1	1/2 0/1 2/2		1/2 2/3 1/1 1/1	
1-Post 1-Blocked		1-Missed		1-Missed	
11 ZERBE V	13 BAUR M	14 ZEITZ C	15 JANSEN T	18 STEPHAN D	19 KEHRMANN F
0/1 0/1		1/1 1/1	1/1	0/1 3/3 0/1 1/3 1/1	1/2 3/3 2/2 0/1
1-Post		1-Missed		1-Post	1-Post

Team

Offence

Defence

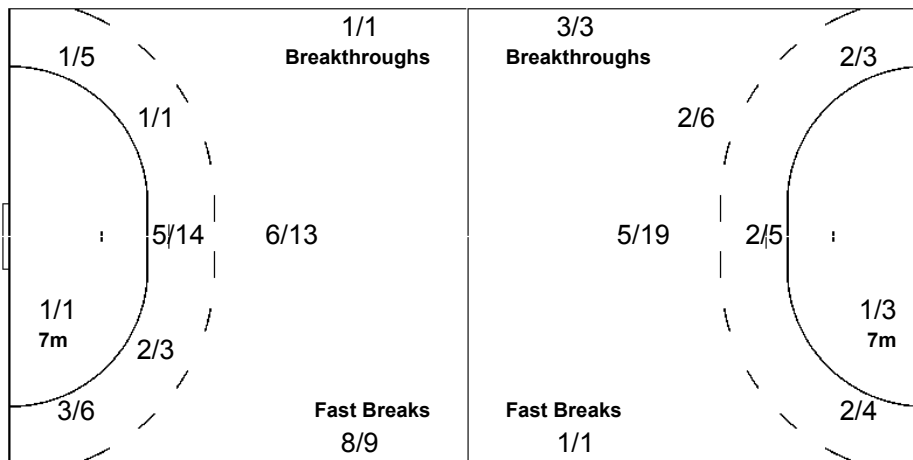
Goalkeepers

Goals / Shots

2/4	3/6	1/2
6/10	2/5	7/9
2/2	4/4	1/2
3-Missed	4-Post	1-Blocked

Saves / Shots

1/6	1/1	1/2
1/3		2/2
4/11	0/1	4/6



1 FRITZ H

1/6	1/1	1/2
1/3		2/2
4/11	0/1	4/6

12 RAMOTA C



Match Team Statistics

Ομαδικές Στατιστικές Αγώνα / Statistiques du match par équipe

Match No: 04

GER 28 - 18 GRE
(15-8) (13-10)

Referees: (5) BRETO V / (6) HUELIN TRILLO J (ESP)

GRE - Greece

No.	Name	Shots								Offence		Defence		Penalties			TP	
		G/S	%	6m	Wing	9m	7m	FB	BT	AS	TF	ST	BS	YC	2Min	RC		EX
2	VOGLIS Enagelos	1/1	100		1/1							1						20:23
4	TZIMOURTOS Dimitrios																	04:02
6	VASILAKIS Alexandros	1/4	25			0/3			1/1		3	1						19:02
8	CHATSAOURIAN Gregor	1/2	50		1/2						1							39:37
9	BALOMENOS Spyros	2/9	22			1/8			1/1		3							48:34
10	KOKOLODIMITRAKIS Nikolaos	1/1	100					1/1				1	1	1				35:49
11	GRAMMATIKOS Nikolaos	5/12	42	0/1		4/9	1/2			3	3							29:29
12	KAFFATOS Dimitrios										1							60:00
13	ZIVOULOVIC Sasa	0/1	0				0/1									1		08:29
14	TROUPIS Andreas	1/1	100			1/1									2			14:50
16	CHRYSOPOULOS Jiotsa																	
17	CHALKIDIS Giorgos	2/3	67	2/3						2	3			1				42:49
19	ALVANOS Alexis	1/6	17	0/1		1/5				1	5			1				40:58
20	KARYPIDIS Savvas	3/5	60		2/4				1/1		1							55:58
Bench / Team																		
Totals		18/45	40	2/5	4/7	7/26	1/3	1/1	3/3	6	21	2	1	3	3			

No.	Name	Total Shots		6m Shots		Wing Shots		9m Shots		7m Shots		Fast Breaks		Breakthroughs	
		S/S	%	S/S	%	S/S	%	S/S	%	S/S	%	S/S	%	S/S	%
12	KAFFATOS Dimitrios	17/45	38	10/18	56	5/9	56	2/8	25	0/1	0	0/8	0	0/1	0
16	CHRYSOPOULOS Jiotsa														
Totals		17/45	38	10/18	56	5/9	56	2/8	25	0/1	0	0/8	0	0/1	0

Team Shots	Goals	Saves	Missed	Post	Blocked	Total	%
6m Shots	2	1	1	1		5	40
Wing Shots	4	3				7	57
9m Shots	7	11	2	4	2	26	27
7m Shots	1		1	1	n/a	3	33
Fast Breaks	1					1	100
Breakthroughs	3					3	100
Totals	18	15	4	6	2	45	40

Number of Attacks: 58, Scoring Efficiency: 31%



Match Team Statistics

Ομαδικές Στατιστικές Αγώνα / Statistiques du match par équipe

Match No: 04

GER 28 - 18 GRE
(15-8) (13-10)

Referees: (5) BRETO V / (6) HUELIN TRILLO J (ESP)

GRE - Greece

Players

Goals / Shots

2 VOGLIS E

1/1		

4 TZIMOURTOS D

6 VASILAKIS A

		0/1
1/1		

1-Post 1-Blocked

8 CHATSATOURIAN G

1/1		
0/1		

9 BALOMENOS S

		0/1
1/3		1/2

1-Missed 2-Post

10 KOKOLODIMITRAKIS N

	1/1	

11 GRAMMATIKOS N

2/2		1/1
		0/1
2/3		0/2

2-Post

13 ZIVOULOVIC S

1-Missed

14 TROUPIS A

1/1		

17 CHALKIDIS G

1/1		
		1/1

1-Post

19 ALVANOS A

0/1		
1/2		

2-Missed

1-Blocked

20 KARYPIDIS S

1/1	0/1	
1/1		
1/1		0/1

Shots Distribution

Team

Offence

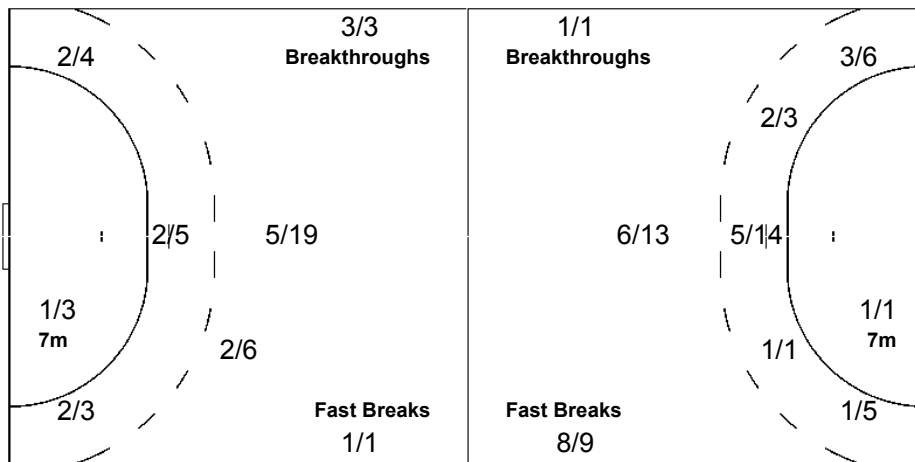
Defence

Goalkeepers

Goals / Shots

5/6	0/1	1/2
2/3		0/2
7/11	1/1	2/6

4-Missed 6-Post 2-Blocked



Saves / Shots

2/4	3/6	1/2
4/10	3/5	2/9
0/2	0/4	1/2

12 KAFFATOS D

2/4	3/6	1/2
4/10	3/5	2/9
0/2	0/4	1/2

16 CHRYSOPOULOS J

LEGEND

G/S Goals / Shots	% Efficiency	6m 6-metre Shots	7m 7-metre Shots	9m 9-metre Shots
S/S Saves / Shots	Wing Wing Shots	FB Fast Breaks	BT Breakthroughs	EX Exclusions
AS Assists	TF Technical Faults	ST Steals	BS Blocked Shots	TP Time Played
YC Yellow Cards	RC Red Cards	n/a not applicable	2Min 2 Minute Suspensions	
+ 2 Minute + 2 Minute Suspensions				



Results

Αποτελέσματα / Résultats

Match No: 06

FRA 31 - 17 BRA

(14-6) (17-11)

Referees: (13) ARNALDSSON S / (14) VIDARSSON J (ISL)

RUNNING SCORE

FRA - BRA

FRA - France

No.	Name	G/S	%	Shots					Penalties					
				6m	Wing	9m	7m	FB	BT	YC	2Min	RC	EX	
1	PLOQUIN Yohann													
2	FERNANDEZ Jerome	6/9	67			5/7	0/1			1/1			1	
3	DINART Didier										1			
4	BURDET Cedric	0/5	0	0/1		0/4								
5	GILLE Guillaume	2/6	33	0/1		2/4			0/1					
6	GILLE Bertrand	6/7	86	3/3					3/4					
7	KERVADEC Gueric	0/1	0	0/1							1			
8	NARCISSE Daniel	2/5	40	1/1		1/3			0/1			1		
9	ANQUETIL Gregory	7/8	88	1/1	3/4		2/2	1/1	1/1					
11	GIRAULT Olivier	3/3	100		2/2				1/1					
16	OMEYER Thierry													
17	RICHARDSON Jackson	1/1	100			1/1								
18	ABATI Joel	2/2	100		2/2									
21	GUGOU Michael	2/2	100						1/1	1/1	1			
Bench / Team														
Totals		31/49	63	5/8	7/8	9/19	2/3	6/8	2/3		3	2		

No.	Name	S/S	%	Saves					FB	BT
				6m	Wing	9m	7m			
1	PLOQUIN Yohann	2/13	15	0/3	0/3	2/5			0/1	0/1
16	OMEYER Thierry	6/12	50	1/3	0/1	5/8				
Totals		8/25	32	1/6	0/4	7/13			0/1	0/1

BRA - Brazil

No.	Name	G/S	%	Shots					Penalties					
				6m	Wing	9m	7m	FB	BT	YC	2Min	RC	EX	
2	KOJOROSKI Jqson	1/2	50			0/1		1/1			1	1		
4	SILVA Adalberto	4/6	67	2/2		1/3				1/1				
5	NASCIMENTO Jose	1/1	100			1/1						1		
6	ALVES JUNIOR Jair Henrique													
7	RUY Renato	2/3	67	2/2		0/1						1		
8	SOUZA Bruno	2/11	18			2/11					1			
9	MATOS Agberto	0/1	0			0/1								
10	JUSTINO Helio	4/5	80	0/1	4/4							1		
11	BALDACIN Daniel	1/1	100	1/1							1	2		
12	VASCONCELOS Alexandre													
14	MAZIERO Ivan Bruno											2		
15	REIS Eduardo Henrique													
16	SANTOS Marcos Paulo													
18	SANTANA Bruno	2/4	50			2/4								
Bench / Team														
Totals		17/34	50	5/6	4/4	6/22		1/1	1/1		3	8		

No.	Name	S/S	%	Saves					FB	BT
				6m	Wing	9m	7m			
12	VASCONCELOS Alexandre	6/18	33	1/1	0/4	2/7	0/1	2/4	1/1	
16	SANTOS Marcos Paulo	5/24	21	0/5	1/4	4/8	0/1	0/4	0/2	
Totals		11/42	26	1/6	1/8	6/15	0/2	2/8	1/3	

1st Half		
	0 (4')	1
ANQUETIL G	1 (7')	1
ANQUETIL G	2 (9')	1
GILLE B	3 (12')	1
	3 (12')	2
	3 (14')	3
ANQUETIL G	4 (14')	3
GILLE B	5 (15')	3
GILLE B	6 (16')	3
GILLE B	7 (19')	3
GILLE G	8 (21')	3
ANQUETIL G	9 (22')	3
	9 (22')	4
RICHARDSON J	10 (25')	4
ANQUETIL G	11 (26')	4
ANQUETIL G	12 (27')	4
	12 (29')	5
GUGOU M	13 (29')	5
GUGOU M	14 (30')	5
	14 (30')	6
		SANTANA B
		SILVA A
		RUY R
		RUY R
		RUY R
		NASCIMENTO J
		JUSTINO H

2nd Half		
	14 (32')	7
	14 (33')	8
FERNANDEZ J	15 (35')	8
ANQUETIL G	16 (36')	8
GIRAULT O	17 (38')	8
GILLE B	18 (39')	8
GILLE G	19 (40')	8
ABATI J	20 (42')	8
	20 (42')	9
	20 (43')	10
NARCISSE D	21 (44')	10
	21 (44')	11
GIRAULT O	22 (45')	11
GILLE B	23 (46')	11
	23 (47')	12
FERNANDEZ J	24 (47')	12
	24 (48')	13
	24 (49')	14
FERNANDEZ J	25 (50')	14
FERNANDEZ J	26 (52')	14
GIRAULT O	27 (53')	14
NARCISSE D	28 (54')	14
	28 (55')	15
ABATI J	29 (56')	15
FERNANDEZ J	30 (56')	15
	30 (58')	16
FERNANDEZ J	31 (59')	16
	31 (60')	17
		SANTANA B
		SOUZA B
		KOJOROSKI J
		SILVA A
		JUSTINO H
		SILVA A
		BALDACIN D
		SILVA A
		JUSTINO H
		JUSTINO H
		JUSTINO H

LEGEND									
G/S	Goals / Shots	%	Efficiency	6m	6-metre Shots	7m	7-metre Shots	9m	9-metre Shots
S/S	Saves / Shots	Wing	Wing Shots	FB	Fast Breaks	BT	Breakthroughs	EX	Exclusions
YC	Yellow Cards	RC	Red Cards	2Min	2 Minute Suspensions				
+	2 Minute + 2 Minute Suspensions								



Match Team Statistics

Ομαδικές Στατιστικές Αγώνα / Statistiques du match par équipe

Match No: 06

FRA 31 - 17 BRA
(14-6) (17-11)

Referees: (13) ARNALDSSON S / (14) VIDARSSON J (ISL)

FRA - France

Players		Shots								Offence		Defence		Penalties				TP
No.	Name	G/S	%	6m	Wing	9m	7m	FB	BT	AS	TF	ST	BS	YC	2Min	RC	EX	
1	PLOQUIN Yohann																	30:00
2	FERNANDEZ Jerome	6/9	67			5/7	0/1		1/1		1				1			31:37
3	DINART Didier												2	1				31:31
4	BURDET Cedric	0/5	0	0/1		0/4						1						25:59
5	GILLE Guillaume	2/6	33	0/1		2/4			0/1	2	2	2						37:59
6	GILLE Bertrand	6/7	86	3/3				3/4		1	1		3					37:47
7	KERVADEC Gueric	0/1	0	0/1						1		1			1			22:01
8	NARCISSE Daniel	2/5	40	1/1		1/3		0/1		2	1			1				25:35
9	ANQUETIL Gregory	7/8	88	1/1	3/4		2/2	1/1		3	1	2						39:01
11	GIRAULT Olivier	3/3	100		2/2			1/1				1	1					30:00
16	OMEYER Thierry																	30:00
17	RICHARDSON Jackson	1/1	100			1/1				2	1	2						27:31
18	ABATI Joel	2/2	100		2/2													20:59
21	GUIGOU Michael	2/2	100					1/1	1/1					1				30:00
	Bench / Team																	
	Totals	31/49	63	5/8	7/8	9/19	2/3	6/8	2/3	11	8	9	5	3	2			

Goalkeepers		Total Shots		6m Shots		Wing Shots		9m Shots		7m Shots		Fast Breaks		Breakthroughs	
No.	Name	S/S	%	S/S	%	S/S	%	S/S	%	S/S	%	S/S	%	S/S	%
1	PLOQUIN Yohann	2/13	15	0/3	0	0/3	0	2/5	40			0/1	0	0/1	0
16	OMEYER Thierry	6/12	50	1/3	33	0/1	0	5/8	63						
	Totals	8/25	32	1/6	17	0/4	0	7/13	54			0/1	0	0/1	0

Team Shots	Goals	Saves	Missed	Post	Blocked	Total	%
6m Shots	5	1	2			8	63
Wing Shots	7	1				8	88
9m Shots	9	6		1	3	19	47
7m Shots	2			1	n/a	3	67
Fast Breaks	6	2				8	75
Breakthroughs	2	1				3	67
Totals	31	11	2	2	3	49	63

Number of Attacks: 53, Scoring Efficiency: 58%



Match Team Statistics

Ομαδικές Στατιστικές Αγώνα / Statistiques du match par équipe

Match No: 06

FRA 31 - 17 BRA
(14-6) (17-11)

Referees: (13) ARNALDSSON S / (14) VIDARSSON J (ISL)

FRA - France

Shots Distribution

Players

Goals / Shots

2 FERNANDEZ J	3 DINART D	4 BURDET C	5 GILLE G	6 GILLE B	7 KERVADEC G
1/1			0/1 1/2	2/3 1/1	
		0/1	0/1 1/1	1/1	
3/4 1/1 0/1				1/1 1/1	
1-Post		1-Post 3-Blocked	1-Missed		1-Missed
8 NARCISSE D	9 ANQUETIL G	11 GIRAULT O	17 RICHARDSON J	18 ABATI J	21 GUIGOU M
1/1	3/3			1/1	
	1/1 1/1			1/1	1/1
0/1 1/2 0/1	1/1 1/2	1/1 1/1			
			1/1		

Team

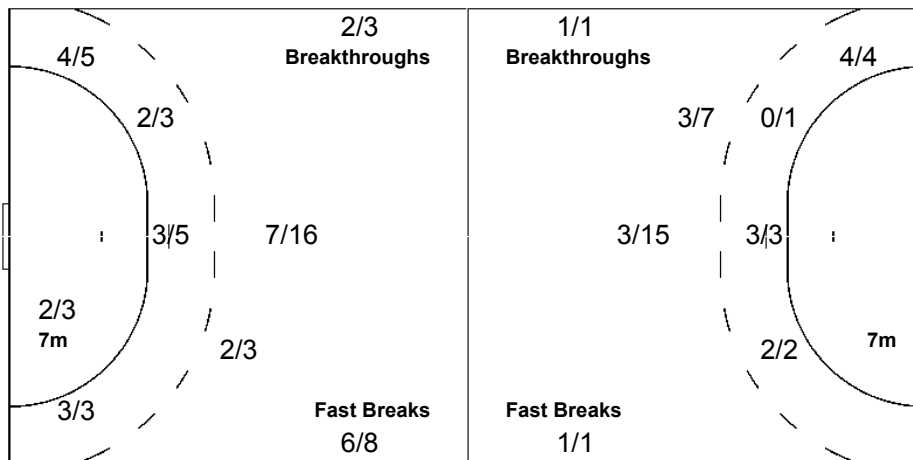
Offence

Defence

Goalkeepers

Goals / Shots

5/5	3/5	3/4
3/4	0/1	5/6
7/9	1/1	4/7
2-Missed	2-Post	3-Blocked



Saves / Shots

0/2	0/1	0/3
2/4	0/2	1/3
1/3	3/5	1/2

1 PLOQUIN Y

0/1	0/1	0/3
1/3	0/2	1/2
		0/1

16 OMEYER T

0/1		
1/1		0/1
1/3	3/5	1/1



Match Team Statistics

Ομαδικές Στατιστικές Αγώνα / Statistiques du match par équipe

Match No: 06

FRA 31 - 17 BRA
(14-6) (17-11)

Referees: (13) ARNALDSSON S / (14) VIDARSSON J (ISL)

BRA - Brazil

No.	Name	Shots								Offence		Defence		Penalties			TP		
		G/S	%	6m	Wing	9m	7m	FB	BT	AS	TF	ST	BS	YC	2Min	RC		EX	
2	KOJOROSKI Jaqson	1/2	50			0/1		1/1				3		2	1	1			31:34
4	SILVA Adalberto	4/6	67	2/2		1/3			1/1	1	2								43:22
5	NASCIMENTO Jose	1/1	100			1/1					2					1			39:39
6	ALVES JUNIOR Jair Henrique																		
7	RUY Renato	2/3	67	2/2		0/1					1					1			38:14
8	SOUZA Bruno	2/11	18			2/11					5		1	1					30:55
9	MATOS Agberto	0/1	0			0/1					3								06:29
10	JUSTINO Helio	4/5	80	0/1	4/4					1	3					1			60:00
11	BALDACIN Daniel	1/1	100	1/1							2		1	1	2				43:56
12	VASCONCELOS Alexandre																		21:08
14	MAZIERO Ivan Bruno											1				2			32:54
15	REIS Eduardo Henrique																		
16	SANTOS Marcos Paulo																		38:52
18	SANTANA Bruno	2/4	50			2/4				3	3								32:57
Bench / Team																			
Totals		17/34	50	5/6	4/4	6/22		1/1	1/1	5	24	1	4	3	8				

No.	Name	Total Shots		6m Shots		Wing Shots		9m Shots		7m Shots		Fast Breaks		Breakthroughs	
		S/S	%	S/S	%	S/S	%	S/S	%	S/S	%	S/S	%	S/S	%
12	VASCONCELOS Alexandre	6/18	33	1/1	100	0/4	0	2/7	29	0/1	0	2/4	50	1/1	100
16	SANTOS Marcos Paulo	5/24	21	0/5	0	1/4	25	4/8	50	0/1	0	0/4	0	0/2	0
Totals		11/42	26	1/6	17	1/8	13	6/15	40	0/2	0	2/8	25	1/3	33

Team Shots	Goals	Saves	Missed	Post	Blocked	Total	%
6m Shots	5	1				6	83
Wing Shots	4					4	100
9m Shots	6	7	3	1	5	22	27
7m Shots					n/a		
Fast Breaks	1					1	100
Breakthroughs	1					1	100
Totals	17	8	3	1	5	34	50

Number of Attacks: 54, Scoring Efficiency: 31%



Match Team Statistics

Ομαδικές Στατιστικές Αγώνα / Statistiques du match par équipe

Match No: 06

FRA 31 - 17 BRA
(14-6) (17-11)

Referees: (13) ARNALDSSON S / (14) VIDARSSON J (ISL)

BRA - Brazil

Shots Distribution

Players

Goals / Shots

2 KOJOROSKI J

		1/1
		0/1

4 SILVA A

		1/1
2/2		
1/1	0/1	

1-Missed

5 NASCIMENTO J

1/1		

6 ALVES JUNIOR J

7 RUY R

	2/2	0/1

8 SOUZA B

1/1	1/1	
0/2		
	0/2	

2-Missed

3-Blocked

9 MATOS A

1-Post

10 JUSTINO H

		1/1
	1/1	1/1
0/1		1/1

11 BALDACIN D

		1/1

14 MAZIERO I

15 REIS E

18 SANTANA B

1/1		
	1/1	

2-Blocked

Team

Offence

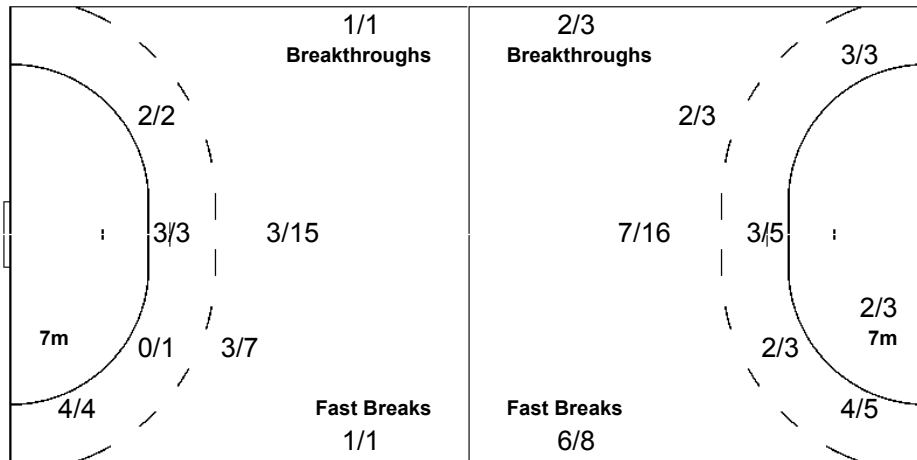
Defence

Goalkeepers

Goals / Shots

2/2	1/1	3/3
2/4	2/2	2/3
2/3	2/5	1/2

3-Missed 1-Post 5-Blocked



Saves / Shots

0/5	2/5	1/4
1/4	1/1	1/6
2/9	0/1	3/7

12 VASCONCELOS A

0/4	2/3	
1/2	1/1	1/3
1/4		0/1

16 SANTOS M

0/1	0/2	1/4
0/2		0/3
1/5	0/1	3/6

LEGEND

G/S Goals / Shots	% Efficiency	6m 6-metre Shots	7m 7-metre Shots	9m 9-metre Shots
S/S Saves / Shots	Wing Wing Shots	FB Fast Breaks	BT Breakthroughs	EX Exclusions
AS Assists	TF Technical Faults	ST Steals	BS Blocked Shots	TP Time Played
YC Yellow Cards	RC Red Cards	n/a not applicable	2Min 2 Minute Suspensions	
+ 2 Minute + 2 Minute Suspensions				



Results

Αποτελέσματα / Résultats

Match No: 10

GRE 25 - 29 FRA
(15-15) (10-14)

Referees: (1) BOYE J / (2) JENSEN B (DEN)

RUNNING SCORE
GRE - FRA

GRE - Greece

Players		Shots								Penalties			
No.	Name	G/S	%	6m	Wing	9m	7m	FB	BT	YC	2Min	RC	EX
2	VOGLIS Enagelos	1/1	100					1/1					
4	TZIMOURTOS Dimitrios										1		
6	VASILAKIS Alexandros												
8	CHATSAOURIAN Gregor												
9	BALOMENOS Spyros	6/11	55	0/1		2/6			4/4		1		
10	KOKOLODIMITRAKIS Nikolaos									1	1		
11	GRAMMATIKOS Nikolaos	5/8	63			2/5	3/3						
12	KAFFATOS Dimitrios												
13	ZIVOULOVIC Sasa	0/1	0			0/1							
14	TROUPIS Andreas												
16	CHRYSOPOULOS Jiotsa												
17	CHALKIDIS Giorgos	2/3	67	2/3							2		
19	ALVANOS Alexis	4/11	36	0/1		3/9		1/1		1	2		
20	KARYPIDIS Savvas	7/8	88	2/2	3/4			2/2		1	1		
Bench / Team										1	1		
Totals		25/43	58	4/7	3/4	7/21	3/3	4/4	4/4	4	9		

Goalkeepers		Saves							
No.	Name	S/S	%	6m	Wing	9m	7m	FB	BT
12	KAFFATOS Dimitrios	15/43	35	3/15	3/6	7/13	0/4	2/5	
16	CHRYSOPOULOS Jiotsa	0/1	0				0/1		
Totals		15/44	34	3/15	3/6	7/13	0/5	2/5	

FRA - France

Players		Shots								Penalties			
No.	Name	G/S	%	6m	Wing	9m	7m	FB	BT	YC	2Min	RC	EX
1	PLOQUIN Yohann												
2	FERNANDEZ Jerome	1/4	25	1/1		0/3							
3	DINART Didier									1			
4	BURDET Cedric	0/2	0			0/2							
5	GILLE Guillaume	4/9	44	0/2		4/6		0/1					
6	GILLE Bertrand	3/5	60	2/2		0/1		1/2			1		
7	KERVADEC Gueric	3/5	60	3/5							1		
8	NARCISSE Daniel	0/3	0	0/1	0/2								
9	ANQUETIL Gregory	9/11	82	1/1	2/4		4/4	2/2					
13	KARABATIC Nikola	6/8	75	5/5		1/3					2		
16	OMEYER Thierry												
17	RICHARDSON Jackson	1/2	50			1/2				1			
18	ABATI Joel												
21	GUIGOU Michael	2/2	100		1/1		1/1			1			
Bench / Team													
Totals		29/51	57	12/17	3/7	6/17	5/5	3/5		3	4		

Goalkeepers		Saves							
No.	Name	S/S	%	6m	Wing	9m	7m	FB	BT
1	PLOQUIN Yohann	3/11	27	1/1	1/1	1/4	0/1	0/1	0/3
16	OMEYER Thierry	5/22	23	1/5	0/3	4/8	0/2	0/3	0/1
Totals		8/33	24	2/6	1/4	5/12	0/3	0/4	0/4

1st Half		2nd Half	
BALOMENOS S	0 (1') 1	KARABATIC N	16 (31') 15
BALOMENOS S	1 (2') 1	ALVANOS A	17 (33') 15
BALOMENOS S	2 (4') 1	KARYPIDIS S	18 (34') 15
GRAMMATIKOS N	3 (6') 2	KARYPIDIS S	18 (35') 16
ALVANOS A	4 (9') 2	ALVANOS A	18 (36') 17
BALOMENOS S	5 (9') 2	ALVANOS A	19 (37') 17
BALOMENOS S	5 (10') 3	GRAMMATIKOS N	19 (37') 18
BALOMENOS S	6 (11') 3	GRAMMATIKOS N	20 (38') 18
ALVANOS A	6 (11') 4	GRAMMATIKOS N	20 (39') 19
BALOMENOS S	6 (15') 5	KARYPIDIS S	20 (41') 20
BALOMENOS S	7 (16') 5	KARYPIDIS S	21 (42') 20
BALOMENOS S	8 (17') 5	KARYPIDIS S	21 (42') 21
KARYPIDIS S	9 (18') 5	ALVANOS A	21 (44') 22
KARYPIDIS S	9 (19') 6	ALVANOS A	21 (45') 23
KARYPIDIS S	10 (20') 6	ALVANOS A	21 (46') 24
KARYPIDIS S	10 (22') 7	ALVANOS A	21 (47') 25
GRAMMATIKOS N	11 (22') 7	ALVANOS A	21 (48') 26
GRAMMATIKOS N	11 (23') 8	ALVANOS A	21 (48') 27
GRAMMATIKOS N	12 (24') 8	ALVANOS A	22 (52') 27
GRAMMATIKOS N	12 (24') 9	ALVANOS A	22 (54') 28
KARYPIDIS S	12 (25') 10	ALVANOS A	23 (56') 28
KARYPIDIS S	13 (25') 10	ALVANOS A	23 (56') 29
KARYPIDIS S	13 (26') 11	ALVANOS A	24 (58') 29
KARYPIDIS S	13 (26') 12	ALVANOS A	25 (60') 29
KARYPIDIS S	13 (27') 13	ALVANOS A	
KARYPIDIS S	14 (28') 13	ALVANOS A	
CHALKIDIS G	15 (29') 13	ALVANOS A	
BALOMENOS S	15 (29') 14	ALVANOS A	
BALOMENOS S	15 (30') 15	ALVANOS A	

LEGEND									
G/S	Goals / Shots	%	Efficiency	6m	6-metre Shots	7m	7-metre Shots	9m	9-metre Shots
S/S	Saves / Shots	Wing	Wing Shots	FB	Fast Breaks	BT	Breakthroughs	EX	Exclusions
YC	Yellow Cards	RC	Red Cards	2Min	2 Minute Suspensions				
+	2 Minute + 2 Minute Suspensions								



Match Team Statistics

Ομαδικές Στατιστικές Αγώνα / Statistiques du match par équipe

Match No: 10

GRE 25 - 29 FRA
(15-15) (10-14)

Referees: (1) BOYE J / (2) JENSEN B (DEN)

GRE - Greece

No.	Name	Shots								Offence		Defence		Penalties			TP	
		G/S	%	6m	Wing	9m	7m	FB	BT	AS	TF	ST	BS	YC	2Min	RC		EX
2	VOGLIS Enagelos	1/1	100					1/1										38:22
4	TZIMOURTOS Dimitrios																	02:40
6	VASILAKIS Alexandros													1				02:53
8	CHATSA TOURIAN Gregor																	21:14
9	BALOMENOS Spyros	6/11	55	0/1		2/6			4/4	4	4	1			1			60:00
10	KOKOLODIMITRAKIS Nikolaos									1		1	3	1	1			31:05
11	GRAMMATIKOS Nikolaos	5/8	63			2/5	3/3			1	6							30:06
12	KAFFATOS Dimitrios																	59:43
13	ZIVOULOVIC Sasa	0/1	0			0/1					1							03:30
14	TROUPIS Andreas																	
16	CHRYSOPOULOS Jiotsa																	00:17
17	CHALKIDIS Giorgos	2/3	67	2/3							2				2			51:57
19	ALVANOS Alexis	4/11	36	0/1		3/9		1/1			1	1		1	2			58:13
20	KARYPIDIS Savvas	7/8	88	2/2	3/4			2/2			1			1	1			60:00
Bench / Team														1	1			
Totals		25/43	58	4/7	3/4	7/21	3/3	4/4	4/4	6	16	3	3	4	9			

No.	Name	Total Shots		6m Shots		Wing Shots		9m Shots		7m Shots		Fast Breaks		Breakthroughs	
		S/S	%	S/S	%	S/S	%	S/S	%	S/S	%	S/S	%	S/S	%
12	KAFFATOS Dimitrios	15/43	35	3/15	20	3/6	50	7/13	54	0/4	0	2/5	40		
16	CHRYSOPOULOS Jiotsa	0/1	0							0/1	0				
Totals		15/44	34	3/15	20	3/6	50	7/13	54	0/5	0	2/5	40		

Team Shots	Goals	Saves	Missed	Post	Blocked	Total	%
6m Shots	4	2		1		7	57
Wing Shots	3	1				4	75
9m Shots	7	5	4	1	4	21	33
7m Shots	3				n/a	3	100
Fast Breaks	4					4	100
Breakthroughs	4					4	100
Totals	25	8	4	2	4	43	58

Number of Attacks: 57, Scoring Efficiency: 44%



Match Team Statistics

Ομαδικές Στατιστικές Αγώνα / Statistiques du match par équipe

Match No: 10

GRE 25 - 29 FRA
(15-15) (10-14)

Referees: (1) BOYE J / (2) JENSEN B (DEN)

GRE - Greece

Shots Distribution

Players			Goals / Shots		
2 VOGLIS E	4 TZIMOURTOS D	6 VASILAKIS A	8 CHATSATOURIAN G	9 BALOMENOS S	10 KOKOLODIMITRAKIS N
1/1				0/2 1/1	2/3 2/2
				1-Missed	1-Blocked
11 GRAMMATIKOS N	13 ZIVOULOVIC S	14 TROUPIS A	17 CHALKIDIS G	19 ALVANOS A	20 KARYPIDIS S
1/1 1/1 1/1	0/1		1/1	1/1 1/2 0/1	2/2 1/2 3/3
1-Missed			1-Post	2-Missed 1-Post 2-Blocked	

Team

Offence

Defence

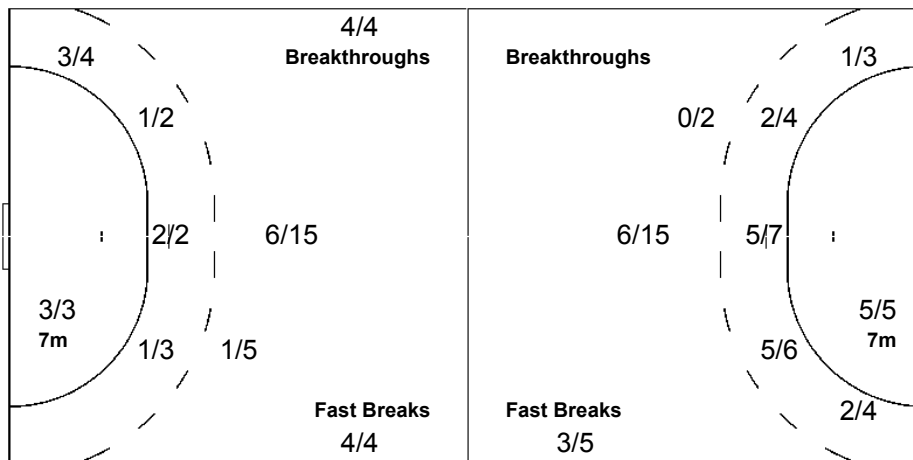
Goalkeepers

Goals / Shots

1/1	4/4	1/1
4/9		2/4
5/5	1/2	7/7
4-Missed	2-Post	4-Blocked

Saves / Shots

2/3	1/4	1/4
4/6	0/1	4/7
1/5	0/5	2/9



12 KAFFATOS D

2/3	1/4	1/4
4/6	0/1	4/7
1/5	0/5	2/8

16 CHRYSOPOULOS J

		0/1



Match Team Statistics

Ομαδικές Στατιστικές Αγώνα / Statistiques du match par équipe

Match No: 10

GRE 25 - 29 FRA
(15-15) (10-14)

Referees: (1) BOYE J / (2) JENSEN B (DEN)

FRA - France

No.	Name	Shots								Offence		Defence		Penalties			TP	
		G/S	%	6m	Wing	9m	7m	FB	BT	AS	TF	ST	BS	YC	2Min	RC		EX
1	PLOQUIN Yohann																	17:07
2	FERNANDEZ Jerome	1/4	25	1/1		0/3					1							21:05
3	DINART Didier											2	1	1				25:52
4	BURDET Cedric	0/2	0			0/2					2							23:49
5	GILLE Guillaume	4/9	44	0/2		4/6		0/1		4	2	1						29:49
6	GILLE Bertrand	3/5	60	2/2		0/1		1/2		2		2				1		43:30
7	KERVADEC Gueric	3/5	60	3/5												1		32:54
8	NARCISSE Daniel	0/3	0	0/1	0/2													11:46
9	ANQUETIL Gregory	9/11	82	1/1	2/4		4/4	2/2			2	1						52:05
13	KARABATIC Nikola	6/8	75	5/5		1/3				1	2	1			2			32:00
16	OMEYER Thierry																	42:53
17	RICHARDSON Jackson	1/2	50			1/2				1	2			1				29:15
18	ABATI Joel											1						07:55
21	GUIGOU Michael	2/2	100		1/1		1/1					1		1				50:00
	Bench / Team																	
	Totals	29/51	57	12/17	3/7	6/17	5/5	3/5		8	11	9	1	3	4			

No.	Name	Total Shots		6m Shots		Wing Shots		9m Shots		7m Shots		Fast Breaks		Breakthroughs	
		S/S	%	S/S	%	S/S	%	S/S	%	S/S	%	S/S	%	S/S	%
1	PLOQUIN Yohann	3/11	27	1/1	100	1/1	100	1/4	25	0/1	0	0/1	0	0/3	0
16	OMEYER Thierry	5/22	23	1/5	20	0/3	0	4/8	50	0/2	0	0/3	0	0/1	0
	Totals	8/33	24	2/6	33	1/4	25	5/12	42	0/3	0	0/4	0	0/4	0

Team Shots	Goals	Saves	Missed	Post	Blocked	Total	%
6m Shots	12	3	2			17	71
Wing Shots	3	3		1		7	43
9m Shots	6	7		1	3	17	35
7m Shots	5				n/a	5	100
Fast Breaks	3	2				5	60
Breakthroughs							
Totals	29	15	2	2	3	51	57

Number of Attacks: 57, Scoring Efficiency: 51%



Match Team Statistics

Ομαδικές Στατιστικές Αγώνα / Statistiques du match par équipe

Match No: 10

GRE 25 - 29 FRA
(15-15) (10-14)

Referees: (1) BOYE J / (2) JENSEN B (DEN)

FRA - France

Shots Distribution

Players

Goals / Shots

2 FERNANDEZ J	3 DINART D	4 BURDET C	5 GILLE G	6 GILLE B	7 KERVADEC G
1/1 0/1		0/1	1/1	0/1	1/1 0/1
0/1		0/1	1/1 0/2	1/1	1/1 1/1
0/1			0/1 2/2	2/3	1/1 1/1
1-Blocked			1-Blocked		1-Missed
8 NARCISSE D	9 ANQUETIL G	13 KARABATIC N	17 RICHARDSON J	18 ABATI J	21 GUIGOU M
0/1	1/1 2/2	1/2			1/1
	0/1 0/1	2/2	1/1		
	3/3 1/1 2/2	1/1 2/2			1/1
1-Missed 1-Post		1-Post	1-Blocked		

Team

Offence

Defence

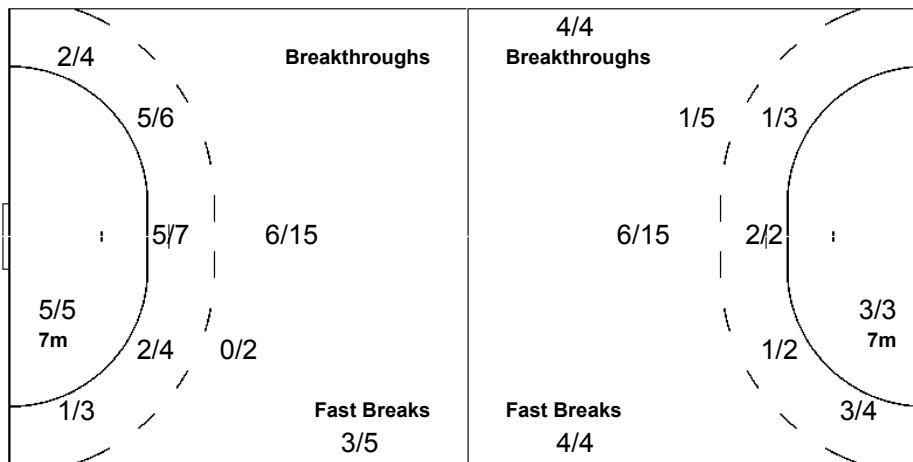
Goalkeepers

Goals / Shots

1/3	3/4	3/4
2/6	1/1	3/7
4/5	5/5	7/9
2-Missed	2-Post	3-Blocked

Saves / Shots

0/1	0/4	0/1
5/9		2/4
0/5	1/2	0/7



1 PLOQUIN Y

0/1	0/1	
2/3		1/2
0/1	0/1	0/2

16 OMEYER T

	0/3	0/1
3/6		1/2
0/4	1/1	0/5

LEGEND								
G/S Goals / Shots	% Efficiency	6m 6-metre Shots	7m 7-metre Shots	9m 9-metre Shots				
S/S Saves / Shots	Wing Wing Shots	FB Fast Breaks	BT Breakthroughs	EX Exclusions				
AS Assists	TF Technical Faults	ST Steals	BS Blocked Shots	TP Time Played				
YC Yellow Cards	RC Red Cards	n/a not applicable	2Min 2 Minute Suspensions					
+ 2 Minute + 2 Minute Suspensions								



Results

Αποτελέσματα / Résultats

Match No: 11

BRA 19 - 20 HUN
(10-10) (9-10)

Referees: (15) NACHEVSKI D / (16) NACHEVSKI M (MKD)

RUNNING SCORE

BRA - HUN

BRA - Brazil

Players		Shots								Penalties			
No.	Name	G/S	%	6m	Wing	9m	7m	FB	BT	YC	2Min	RC	EX
2	KOJOROSKI Jaqson	4/9	44	1/2		2/6			1/1		2		
4	SILVA Adalberto	3/8	38	0/2		1/4	2/2			1			
5	NASCIMENTO Jose	2/5	40	1/1	1/1	0/3							
6	ALVES JUNIOR Jair Henrique	1/1	100	1/1									
7	RUY Renato	1/1	100						1/1				
8	SOUZA Bruno	5/11	45	1/2		4/9							
9	MATOS Agberto												
10	JUSTINO Helio	2/5	40		2/4	0/1				1			
11	BALDACIN Daniel	0/1	0	0/1							2		
12	VASCONCELOS Alexandre												
14	MAZIERO Ivan Bruno												
16	SANTOS Marcos Paulo												
18	SANTANA Bruno												
20	SILVA Gustavo Henrique	1/3	33		0/1	0/1			1/1	1			
Bench / Team													
Totals		19/44	43	4/9	3/6	7/24	2/2		3/3	3	4		

Goalkeepers		Saves							
No.	Name	S/S	%	6m	Wing	9m	7m	FB	BT
12	VASCONCELOS Alexandre	13/33	39	1/9	1/2	6/11	2/2	3/9	
16	SANTOS Marcos Paulo								
Totals		13/33	39	1/9	1/2	6/11	2/2	3/9	

HUN - Hungary

Players		Shots								Penalties			
No.	Name	G/S	%	6m	Wing	9m	7m	FB	BT	YC	2Min	RC	EX
1	SZATHMARI Janos												
2	HARSANYI Gergely Janos	2/3	67		1/1			1/2					
3	ILYES Ferenc												
5	MEZEI Richard	3/5	60	3/5							1		
6	MOCSAI Tamas	0/3	0	0/1			0/2						
7	GAL Gyula	1/1	100	1/1						1			
8	IVANCSIK Gergo	2/2	100	1/1				1/1					
12	FAZEKAS Nandor												
13	DIAZ Ivo	1/3	33	1/1		0/2				1	2		
14	PEREZ Carlos	3/10	30	1/1		1/6		1/2	0/1				
15	PASZTOR Istvan	3/4	75					3/4					
17	LALUSKA Balazs	0/2	0			0/2							
19	NAGY Laszlo	3/7	43	1/1		2/5		0/1		1	1		
24	LENDVAY Peter	2/4	50	0/1	0/1	2/2							
Bench / Team													
Totals		20/44	45	8/12	1/2	5/17	0/2	6/10	0/1	3	4		

Goalkeepers		Saves							
No.	Name	S/S	%	6m	Wing	9m	7m	FB	BT
1	SZATHMARI Janos								
12	FAZEKAS Nandor	11/30	37	2/6	0/3	9/16	0/2		0/3
Totals		11/30	37	2/6	0/3	9/16	0/2		0/3

1st Half	
SILVA A	1 (1') 0
SILVA G	2 (5') 0
SOUZA B	3 (6') 0
	3 (6') 1 PEREZ C
JUSTINO H	4 (8') 1
	4 (9') 2 MEZEI R
	4 (10') 3 IVANCSIK G
KOJOROSKI J	5 (11') 3
	5 (12') 4 PEREZ C
	5 (13') 5 NAGY L
	5 (14') 6 IVANCSIK G
SOUZA B	6 (14') 6
	6 (14') 7 HARSANYI G
KOJOROSKI J	7 (18') 7
	7 (22') 8 PEREZ C
	7 (23') 9 LENDVAY P
SOUZA B	8 (26') 9
	8 (27') 10 MEZEI R
NASCIMENTO J	9 (29') 10
SOUZA B	10 (30') 10
2nd Half	
SOUZA B	11 (32') 10
	11 (35') 11 PASZTOR I
	11 (37') 12 LENDVAY P
	11 (40') 13 PASZTOR I
KOJOROSKI J	12 (40') 13
NASCIMENTO J	13 (42') 13
SILVA A	14 (44') 13
	14 (44') 14 NAGY L
KOJOROSKI J	15 (46') 14
	15 (46') 15 DIAZ I
SILVA A	16 (47') 15
	16 (48') 16 MEZEI R
ALVES JUNIOR J	17 (48') 16
	17 (50') 17 GAL G
	17 (51') 18 HARSANYI G
JUSTINO H	18 (52') 18
	18 (52') 19 NAGY L
	18 (53') 20 PASZTOR I
RUY R	19 (53') 20

LEGEND

G/S	Goals / Shots	%	Efficiency	6m	6-metre Shots	7m	7-metre Shots	9m	9-metre Shots
S/S	Saves / Shots	Wing	Wing Shots	FB	Fast Breaks	BT	Breakthroughs	EX	Exclusions
YC	Yellow Cards	RC	Red Cards	2Min	2 Minute Suspensions				
+	2 Minute + 2 Minute Suspensions								



Match Team Statistics

Ομαδικές Στατιστικές Αγώνα / Statistiques du match par équipe

Match No: 11

BRA 19 - 20 HUN

(10-10) (9-10)

Referees: (15) NACHEVSKI D / (16) NACHEVSKI M (MKD)

BRA - Brazil

Players		Shots								Offence		Defence		Penalties				TP
No.	Name	G/S	%	6m	Wing	9m	7m	FB	BT	AS	TF	ST	BS	YC	2Min	RC	EX	
2	KOJOROSKI Jaqson	4/9	44	1/2		2/6			1/1		4	1			2			30:07
4	SILVA Adalberto	3/8	38	0/2		1/4	2/2			1	2	1		1				46:12
5	NASCIMENTO Jose	2/5	40	1/1	1/1	0/3				1	2	1						43:07
6	ALVES JUNIOR Jair Henrique	1/1	100	1/1							2	1						31:35
7	RUY Renato	1/1	100						1/1		1	1						30:16
8	SOUZA Bruno	5/11	45	1/2		4/9				1	1							27:00
9	MATOS Agberto										1							13:01
10	JUSTINO Helio	2/5	40		2/4	0/1								1				28:25
11	BALDACIN Daniel	0/1	0	0/1							1	1	1		2			52:09
12	VASCONCELOS Alexandre										1							60:00
14	MAZIERO Ivan Bruno																	08:30
16	SANTOS Marcos Paulo																	
18	SANTANA Bruno										2							05:16
20	SILVA Gustavo Henrique	1/3	33		0/1	0/1			1/1	2	4			1				44:22
Bench / Team																		
Totals		19/44	43	4/9	3/6	7/24	2/2		3/3	5	21	6	1	3	4			

Goalkeepers		Total Shots		6m Shots		Wing Shots		9m Shots		7m Shots		Fast Breaks		Breakthroughs	
No.	Name	S/S	%	S/S	%	S/S	%	S/S	%	S/S	%	S/S	%	S/S	%
12	VASCONCELOS Alexandre	13/33	39	1/9	11	1/2	50	6/11	55	2/2	100	3/9	33		
16	SANTOS Marcos Paulo														
Totals		13/33	39	1/9	11	1/2	50	6/11	55	2/2	100	3/9	33		

Team Shots	Goals	Saves	Missed	Post	Blocked	Total	%
6m Shots	4	2	2		1	9	44
Wing Shots	3		2	1		6	50
9m Shots	7	9	1	1	6	24	29
7m Shots	2				n/a	2	100
Fast Breaks							
Breakthroughs	3					3	100
Totals	19	11	5	2	7	44	43

Number of Attacks: 58, Scoring Efficiency: 33%



Match Team Statistics

Ομαδικές Στατιστικές Αγώνα / Statistiques du match par équipe

Match No: 11

BRA 19 - 20 HUN
(10-10) (9-10)

Referees: (15) NACHEVSKI D / (16) NACHEVSKI M (MKD)

BRA - Brazil

Shots Distribution

Players

Goals / Shots

2 KOJOROSKI J

	0/1	1/1
1/2	0/2	
1/1		1/1

1-Blocked

4 SILVA A

	1/1	2/2

1-Missed 1-Post 3-Blocked

5 NASCIMENTO J

	0/1	
	0/1	
1/1	1/1	

1-Blocked

6 ALVES JUNIOR J

		1/1

7 RUY R

	1/1	

8 SOUZA B

1/1	1/2	
	1/2	0/1
2/2		

2-Missed

1-Blocked

9 MATOS A

10 JUSTINO H

		1/1
	0/1	1/1

1-Missed 1-Post

11 BALDACIN D

	0/1	

14 MAZIERO I

18 SANTANA B

20 SILVA G

	1/1	

1-Missed

1-Blocked

Team

Offence

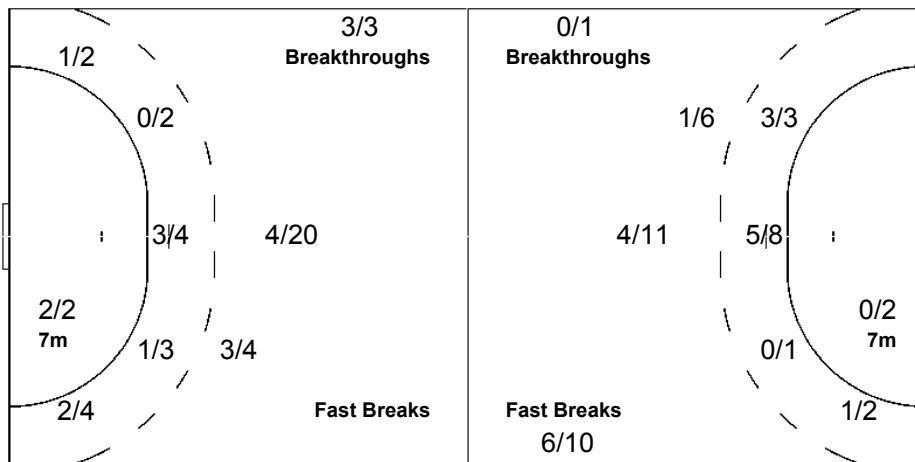
Defence

Goalkeepers

Goals / Shots

1/1	2/5	1/1
1/2	1/5	2/3
4/4	3/5	4/4

5-Missed 2-Post 7-Blocked



Saves / Shots

1/3	0/1	0/2
2/2		2/3
3/7	0/1	5/14

12 VASCONCELOS A

1/3	0/1	0/2
2/2		2/3
3/7	0/1	5/14

16 SANTOS M



Match Team Statistics

Ομαδικές Στατιστικές Αγώνα / Statistiques du match par équipe

Match No: 11

BRA 19 - 20 HUN
(10-10) (9-10)

Referees: (15) NACHEVSKI D / (16) NACHEVSKI M (MKD)

HUN - Hungary

No.	Name	Shots								Offence		Defence		Penalties				TP	
		G/S	%	6m	Wing	9m	7m	FB	BT	AS	TF	ST	BS	YC	2Min	RC	EX		
1	SZATHMARI Janos																		
2	HARSANYI Gergely Janos	2/3	67		1/1			1/2		1	4	1							53:20
3	ILYES Ferenc									1	1	1							11:37
5	MEZEI Richard	3/5	60	3/5						1	1		6		1				57:22
6	MOCSAI Tamas	0/3	0	0/1			0/2					1							07:11
7	GAL Gyula	1/1	100	1/1							1			1					18:41
8	IVANCSIK Gergo	2/2	100	1/1				1/1											15:10
12	FAZEKAS Nandor									1									60:00
13	DIAZ Ivo	1/3	33	1/1		0/2				1	4	3	1	1	2				46:38
14	PEREZ Carlos	3/10	30	1/1		1/6		1/2	0/1		1	2							32:32
15	PASZTOR Istvan	3/4	75					3/4		1	1	3							60:00
17	LALUSKA Balazs	0/2	0			0/2					1	1							11:35
19	NAGY Laszlo	3/7	43	1/1		2/5		0/1		2	3			1	1				36:12
24	LENDVAY Peter	2/4	50	0/1	0/1	2/2				1	1								09:42
Bench / Team																			
Totals		20/44	45	8/12	1/2	5/17	0/2	6/10	0/1	9	19	11	7	3	4				

No.	Name	Total Shots		6m Shots		Wing Shots		9m Shots		7m Shots		Fast Breaks		Breakthroughs	
		S/S	%	S/S	%	S/S	%	S/S	%	S/S	%	S/S	%	S/S	%
1	SZATHMARI Janos														
12	FAZEKAS Nandor	11/30	37	2/6	33	0/3	0	9/16	56	0/2	0			0/3	0
Totals		11/30	37	2/6	33	0/3	0	9/16	56	0/2	0			0/3	0

Team Shots	Goals	Saves	Missed	Post	Blocked	Total	%
6m Shots	8	1	2	1		12	67
Wing Shots	1	1				2	50
9m Shots	5	6	3	1	2	17	29
7m Shots		2			n/a	2	0
Fast Breaks	6	3	1			10	60
Breakthroughs			1			1	0
Totals	20	13	7	2	2	44	45

Number of Attacks: 58, Scoring Efficiency: 34%



Match Team Statistics

Ομαδικές Στατιστικές Αγώνα / Statistiques du match par équipe

Match No: 11

BRA 19 - 20 HUN
(10-10) (9-10)

Referees: (15) NACHEVSKI D / (16) NACHEVSKI M (MKD)

HUN - Hungary

Shots Distribution

Players

Goals / Shots

2 HARSANYI G	3 ILYES F	5 MEZEI R	6 MOCSAI T	7 GAL G	8 IVANCSIK G
1/1		1/1	0/1	1/1	1/1
0/1		2/2	0/1		1/1
		2-Missed	1-Post		
13 DIAZ I	14 PEREZ C	15 PASZTOR I	17 LALUSKA B	19 NAGY L	24 LENDVAY P
	0/1	1/1	0/1	1/2	0/1
1/1	0/2	1/1	1/1	1/1	1/1
1/1	3/5	1/1	1/1	1/2	1/1
1-Missed 1-Post	1-Missed 1-Blocked	1-Missed	1-Blocked	2-Missed	

Team

Offence

Defence

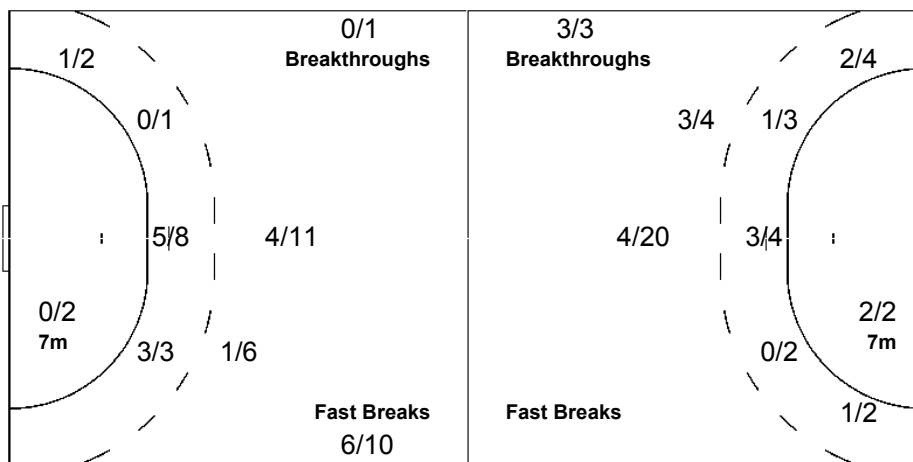
Goalkeepers

Goals / Shots

2/3	1/1	2/2
0/2		1/3
4/7	1/1	9/14
7-Missed	2-Post	2-Blocked

Saves / Shots

0/1	3/5	0/1
1/2	4/5	1/3
0/4	2/5	0/4



1 SZATHMARI J

12 FAZEKAS N

0/1	3/5	0/1
1/2	4/5	1/3
0/4	2/5	0/4

LEGEND								
G/S Goals / Shots	% Efficiency	6m 6-metre Shots	7m 7-metre Shots	9m 9-metre Shots				
S/S Saves / Shots	Wing Wing Shots	FB Fast Breaks	BT Breakthroughs	EX Exclusions				
AS Assists	TF Technical Faults	ST Steals	BS Blocked Shots	TP Time Played				
YC Yellow Cards	RC Red Cards	n/a not applicable	2Min 2 Minute Suspensions					
+ 2 Minute + 2 Minute Suspensions								



Results

Αποτελέσματα / Résultats

Match No: 12

EGY 14 - 26 GER
(5-14) (9-12)

Referees: (13) ARNALDSSON S / (14) VIDARSSON J (ISL)

RUNNING SCORE

EGY - GER

EGY - Egypt

No.	Name	Shots								Penalties			
		G/S	%	6m	Wing	9m	7m	FB	BT	YC	2Min	RC	EX
1	SHARAF ELDIN Mohamad												
2	MOHAMED Abdalla	3/5	60	2/2		0/2		1/1		1	1		
6	EL AHMAR Ahmed	1/3	33		1/3						3	1	
7	HUSSEIN Saber	0/1	0			0/1					1		
8	FAHIM Wael												
10	MOEMEN Sherif	0/5	0	0/1	0/2		0/2				1		
11	YOUSSEF Ramy	3/4	75		1/2		2/2			1			
12	NAKIB Mohamed												
13	KARAM Mahmoud	1/5	20	1/1		0/4					1		
14	RAGAB Marwan	1/1	100	1/1						1	1		
15	ABDEL SALAM Mohamed	0/3	0			0/3					1		
17	KESHK Mohamed	1/3	33		0/1		1/2						
18	EL FAKHARANY Hany	0/2	0			0/2					1		
19	YOSRY Hassan	4/9	44	1/2		1/5			2/2		1		
Bench / Team													
Totals		14/41	34	5/7	2/8	1/17	3/6	1/1	2/2	3	11	1	

No.	Name	Saves							
		S/S	%	6m	Wing	9m	7m	FB	BT
1	SHARAF ELDIN Mohamad	13/25	52	2/5	6/7	3/6	0/2	2/5	
12	NAKIB Mohamed	7/21	33	0/3	0/2	4/10	1/2	1/3	1/1
Totals		20/46	43	2/8	6/9	7/16	1/4	3/8	1/1

GER - Germany

No.	Name	Shots								Penalties			
		G/S	%	6m	Wing	9m	7m	FB	BT	YC	2Min	RC	EX
1	FRITZ Henning												
2	HENS Pascal	1/5	20			1/5					1		
4	DRAGUNSKI Mark	1/2	50	1/2							1		
5	KRETZSCHMAR Stefan	5/7	71	1/1	1/3	2/2		1/1					
7	IMMEL Jan Olaf	1/1	100					1/1			2		
8	SCHWARZER Christian	2/4	50	1/2				1/2					
9	PETERSEN Klaus-Dieter									1	1	1	
11	ZERBE Volker	5/8	63			5/8					2		
12	RAMOTA Christian												
13	BAUR Markus	3/5	60			0/2	3/3						
14	ZEITZ Christian	0/4	0		0/1	0/2		0/1			1		
15	JANSEN Torsten	1/6	17		1/5			0/1					
18	STEPHAN Daniel	2/7	29	1/1		1/4	0/1		0/1	1			
19	KEHRMANN Florian	5/10	50	2/2	1/3	0/3		2/2		1			
Bench / Team													
Totals		26/59	44	6/8	3/12	9/26	3/4	5/8	0/1	3	8	1	

No.	Name	Saves							
		S/S	%	6m	Wing	9m	7m	FB	BT
1	FRITZ Henning	14/28	50	1/6	6/8	6/7	1/4	0/1	0/2
12	RAMOTA Christian								
Totals		14/28	50	1/6	6/8	6/7	1/4	0/1	0/2

1st Half			
0 (2')	1	KRETZSCHMAR S	
0 (4')	2	STEPHAN D	
0 (5')	3	KEHRMANN F	
0 (7')	4	ZERBE V	
0 (11')	5	SCHWARZER C	
0 (12')	6	ZERBE V	
EL AHMAR A	1 (13')	6	
	1 (14')	7	ZERBE V
	1 (15')	8	STEPHAN D
KARAM M	2 (16')	8	
	2 (17')	9	KRETZSCHMAR S
	2 (18')	10	KEHRMANN F
YOUSSEF R	3 (19')	10	
MOHAMED A	4 (20')	10	
	4 (21')	11	BAUR M
YOSRY H	5 (22')	11	
	5 (24')	12	KRETZSCHMAR S
	5 (27')	13	ZERBE V
	5 (30')	14	KEHRMANN F
2nd Half			
	5 (31')	15	KEHRMANN F
	5 (33')	16	KRETZSCHMAR S
	5 (34')	17	KRETZSCHMAR S
YOUSSEF R	6 (34')	17	
	6 (36')	18	BAUR M
	6 (38')	19	KEHRMANN F
YOUSSEF R	7 (39')	19	
	7 (40')	20	ZERBE V
	7 (43')	21	HENS P
	7 (45')	22	SCHWARZER C
	7 (48')	23	IMMEL J
MOHAMED A	8 (49')	23	
YOSRY H	9 (51')	23	
	9 (52')	24	JANSEN T
YOSRY H	10 (52')	24	
KESHK M	11 (53')	24	
RAGAB M	12 (55')	24	
MOHAMED A	13 (57')	24	
	13 (57')	25	DRAGUNSKI M
YOSRY H	14 (58')	25	
	14 (59')	26	BAUR M

LEGEND

G/S	Goals / Shots	%	Efficiency	6m	6-metre Shots	7m	7-metre Shots	9m	9-metre Shots
S/S	Saves / Shots	Wing	Wing Shots	FB	Fast Breaks	BT	Breakthroughs	EX	Exclusions
YC	Yellow Cards	RC	Red Cards	2Min	2 Minute Suspensions				
+	2 Minute + 2 Minute Suspensions								



Match Team Statistics

Ομαδικές Στατιστικές Αγώνα / Statistiques du match par équipe

Match No: 12

EGY 14 - 26 GER

(5-14) (9-12)

Referees: (13) ARNALDSSON S / (14) VIDARSSON J (ISL)

EGY - Egypt

Players		Shots								Offence		Defence		Penalties				TP
No.	Name	G/S	%	6m	Wing	9m	7m	FB	BT	AS	TF	ST	BS	YC	2Min	RC	EX	
1	SHARAF ELDIN Mohamad																	30:00
2	MOHAMED Abdalla	3/5	60	2/2		0/2		1/1			1	1		1	1			22:50
6	EL AHMAR Ahmed	1/3	33		1/3							1			3	1		20:05
7	HUSSEIN Saber	0/1	0			0/1					1				1			20:35
8	FAHIM Wael																	11:20
10	MOEMEN Sherif	0/5	0	0/1	0/2		0/2				1	1			1			43:24
11	YOUSSEF Ramy	3/4	75		1/2		2/2					1		1				36:00
12	NAKIB Mohamed																	30:00
13	KARAM Mahmoud	1/5	20	1/1		0/4					4		2		1			26:52
14	RAGAB Marwan	1/1	100	1/1						1	1		3	1	1			43:26
15	ABDEL SALAM Mohamed	0/3	0			0/3					1				1			34:22
17	KESHK Mohamed	1/3	33		0/1		1/2			1	2							28:09
18	EL FAKHARANY Hany	0/2	0			0/2					2		1		1			24:43
19	YOSRY Hassan	4/9	44	1/2		1/5			2/2	2	5	2			1			48:14
	Bench / Team																	
	Totals	14/41	34	5/7	2/8	1/17	3/6	1/1	2/2	4	18	6	6	3	11	1		

Goalkeepers		Total Shots		6m Shots		Wing Shots		9m Shots		7m Shots		Fast Breaks		Breakthroughs	
No.	Name	S/S	%	S/S	%	S/S	%	S/S	%	S/S	%	S/S	%	S/S	%
1	SHARAF ELDIN Mohamad	13/25	52	2/5	40	6/7	86	3/6	50	0/2	0	2/5	40		
12	NAKIB Mohamed	7/21	33	0/3	0	0/2	0	4/10	40	1/2	50	1/3	33	1/1	100
	Totals	20/46	43	2/8	25	6/9	67	7/16	44	1/4	25	3/8	38	1/1	100

Team Shots	Goals	Saves	Missed	Post	Blocked	Total	%
6m Shots	5	1	1			7	71
Wing Shots	2	6				8	25
9m Shots	1	6	3	2	5	17	6
7m Shots	3	1	1	1	n/a	6	50
Fast Breaks	1					1	100
Breakthroughs	2					2	100
Totals	14	14	5	3	5	41	34

Number of Attacks: 54, Scoring Efficiency: 26%



Match Team Statistics

Ομαδικές Στατιστικές Αγώνα / Statistiques du match par équipe

Match No: 12

EGY 14 - 26 GER
(5-14) (9-12)

Referees: (13) ARNALDSSON S / (14) VIDARSSON J (ISL)

EGY - Egypt

Shots Distribution

Players

Goals / Shots

2 MOHAMED A	6 EL AHMAR A	7 HUSSEIN S	8 FAHIM W	10 MOEMEN S	11 YOUSSEF R
1/1				0/1	
		0/1			0/1
2/3	1/1			0/2	1/1
1-Blocked				1-Missed 1-Post	2/2
13 KARAM M	14 RAGAB M	15 ABDEL SALAM M	17 KESHK M	18 EL FAKHARANY H	19 YOSRY H
			0/1		
			1/1	0/1	1/2
1/1		0/1		0/1	0/1
1-Missed 1-Post	2-Blocked	1-Missed 1-Post	1-Missed		1-Missed
					2-Blocked

Team

Offence

Defence

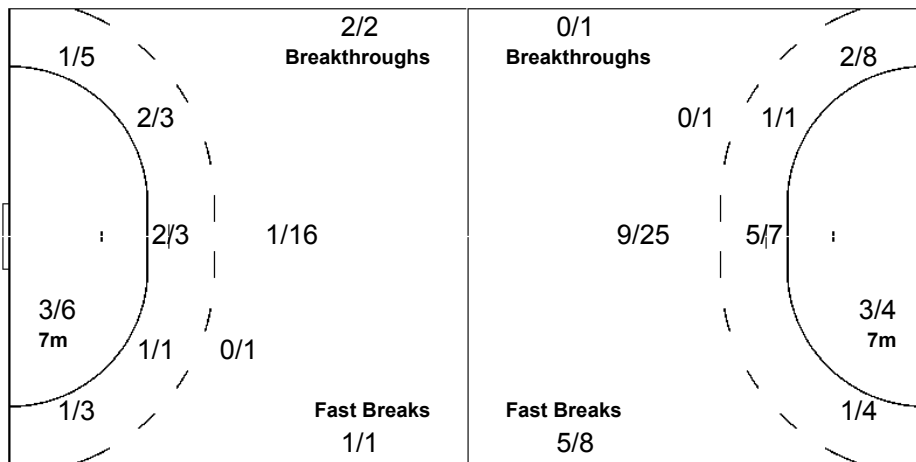
Goalkeepers

Goals / Shots

0/1		0/1
3/6	1/3	2/3
3/4	2/6	3/4
5-Missed	3-Post	5-Blocked

Saves / Shots

0/1	2/8	1/3
1/1	2/2	3/5
6/13	3/5	2/8



1 SHARAF ELDIN M

	1/5	1/2
1/1	1/1	1/2
4/9	3/3	1/2

12 NAKIB M

0/1	1/3	0/1
	1/1	2/3
2/4	0/2	1/6



Match Team Statistics

Ομαδικές Στατιστικές Αγώνα / Statistiques du match par équipe

Match No: 12

EGY 14 - 26 GER

(5-14) (9-12)

Referees: (13) ARNALDSSON S / (14) VIDARSSON J (ISL)

GER - Germany

No.	Name	Shots								Offence		Defence		Penalties				TP
		G/S	%	6m	Wing	9m	7m	FB	BT	AS	TF	ST	BS	YC	2Min	RC	EX	
1	FRITZ Henning																	60:00
2	HENS Pascal	1/5	20			1/5				1					1			12:17
4	DRAGUNSKI Mark	1/2	50	1/2							1		2		1			13:39
5	KRETZSCHMAR Stefan	5/7	71	1/1	1/3	2/2		1/1		3	3	3						40:08
7	IMMEL Jan Olaf	1/1	100					1/1			1				2			18:19
8	SCHWARZER Christian	2/4	50	1/2				1/2		1	1	2						42:11
9	PETERSEN Klaus-Dieter											1	1	1	1	1		14:06
11	ZERBE Volker	5/8	63			5/8				5			2		2			50:59
12	RAMOTA Christian																	
13	BAUR Markus	3/5	60			0/2	3/3				2	2						28:02
14	ZEITZ Christian	0/4	0		0/1	0/2		0/1				1			1			20:19
15	JANSEN Torsten	1/6	17		1/5			0/1				1						19:52
18	STEPHAN Daniel	2/7	29	1/1		1/4	0/1		0/1	1		1		1				50:59
19	KEHRMANN Florian	5/10	50	2/2	1/3	0/3		2/2				1	1		1			49:09
	Bench / Team																	
	Totals	26/59	44	6/8	3/12	9/26	3/4	5/8	0/1	11	9	11	5	3	8	1		

No.	Name	Total Shots		6m Shots		Wing Shots		9m Shots		7m Shots		Fast Breaks		Breakthroughs	
		S/S	%	S/S	%	S/S	%	S/S	%	S/S	%	S/S	%	S/S	%
1	FRITZ Henning	14/28	50	1/6	17	6/8	75	6/7	86	1/4	25	0/1	0	0/2	0
12	RAMOTA Christian														
	Totals	14/28	50	1/6	17	6/8	75	6/7	86	1/4	25	0/1	0	0/2	0

Team Shots	Goals	Saves	Missed	Post	Blocked	Total	%
6m Shots	6	2				8	75
Wing Shots	3	6	3			12	25
9m Shots	9	7	2	2	6	26	35
7m Shots	3	1			n/a	4	75
Fast Breaks	5	3				8	63
Breakthroughs		1				1	0
Totals	26	20	5	2	6	59	44

Number of Attacks: 54, Scoring Efficiency: 48%



Match Team Statistics

Ομαδικές Στατιστικές Αγώνα / Statistiques du match par équipe

Match No: 12

EGY 14 - 26 GER

(5-14) (9-12)

Referees: (13) ARNALDSSON S / (14) VIDARSSON J (ISL)

GER - Germany

Shots Distribution

Players

Goals / Shots

2 HENS P	4 DRAGUNSKI M	5 KRETZSCHMAR S	7 IMMEL J	8 SCHWARZER C	9 PETERSEN K
1/1	1/1 0/1	1/1		0/1 0/1	
1-Missed 1-Post 2-Blocked		1/1 1/2 2/2	1/1	1/1 1/1	
		1-Missed			
11 ZERBE V	13 BAUR M	14 ZEITZ C	15 JANSEN T	18 STEPHAN D	19 KEHRMANN F
1/1 1/1			1/1	1/2 0/1	2/2
0/1 2/3	2/3 1/1	0/1 0/1	0/3 0/1	0/2 1/1	1/1 1/2 1/2
1-Blocked	1-Blocked	1-Missed	1-Missed	1-Blocked	1-Missed 1-Post 1-Blocked

Team

Offence

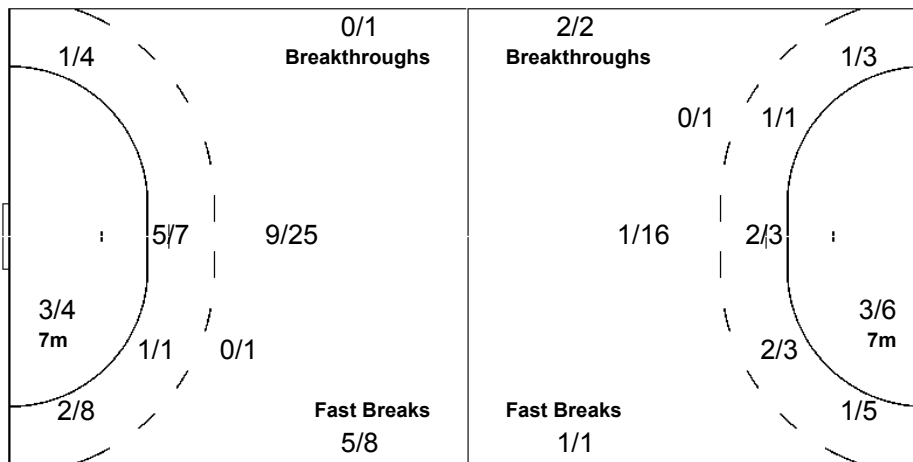
Defence

Goalkeepers

Goals / Shots

1/1	6/8	2/3
0/1	0/2	2/5
7/13	2/5	6/8

5-Missed 2-Post 6-Blocked



Saves / Shots

1/1		1/1
3/6	2/3	1/3
1/4	4/6	1/4

1 FRITZ H

1/1		1/1
3/6	2/3	1/3
1/4	4/6	1/4

12 RAMOTA C

LEGEND								
G/S Goals / Shots	% Efficiency	6m 6-metre Shots	7m 7-metre Shots	9m 9-metre Shots				
S/S Saves / Shots	Wing Wing Shots	FB Fast Breaks	BT Breakthroughs	EX Exclusions				
AS Assists	TF Technical Faults	ST Steals	BS Blocked Shots	TP Time Played				
YC Yellow Cards	RC Red Cards	n/a not applicable	2Min 2 Minute Suspensions					
+ 2 Minute + 2 Minute Suspensions								



Results

Αποτελέσματα / Résultats

Match No: 15

FRA 26 - 23 HUN
(9-10) (17-13)

Referees: (25) HANSSON P / (26) OLSSON P (SWE)

RUNNING SCORE

FRA - HUN

FRA - France

Players		Shots								Penalties			
No.	Name	G/S	%	6m	Wing	9m	7m	FB	BT	YC	2Min	RC	EX
1	PLOQUIN Yohann												
2	FERNANDEZ Jerome	3/9	33	2/4		0/3			1/2				
3	DINART Didier									1			
4	BURDET Cedric												
5	GILLE Guillaume	2/6	33	0/3		1/2		1/1			1		
6	GILLE Bertrand	3/3	100	3/3						1			
8	NARCISSE Daniel	1/1	100	1/1									
9	ANQUETIL Gregory	5/8	63		4/6			1/1	0/1	1	1		
11	GIRAULT Olivier	1/1	100					1/1					
13	KARABATIC Nikola	2/5	40	0/2	0/1	1/1			1/1		1		
16	OMEYER Thierry												
17	RICHARDSON Jackson	1/2	50	0/1					1/1				
18	ABATI Joel	2/3	67		0/1			2/2					
21	GIGOU Michael	6/8	75		1/3		3/3	2/2					
	Bench / Team												
	Totals	26/46	57	6/14	5/11	2/6	3/3	7/7	3/5	3	3		

Goalkeepers		Saves							
No.	Name	S/S	%	6m	Wing	9m	7m	FB	BT
1	PLOQUIN Yohann								
16	OMEYER Thierry	16/39	41	3/6	3/5	7/16	1/3	0/5	2/4
	Totals	16/39	41	3/6	3/5	7/16	1/3	0/5	2/4

HUN - Hungary

Players		Shots								Penalties			
No.	Name	G/S	%	6m	Wing	9m	7m	FB	BT	YC	2Min	RC	EX
1	SZATHMARI Janos												
2	HARSANYI Gergely Janos	0/2	0		0/1			0/1					
3	ILYES Ferenc	0/1	0			0/1					1		
4	CSASZAR Gabor	0/2	0				0/1		0/1				
5	MEZEI Richard									1			
6	MOCSAI Tamas	4/8	50	1/2	0/1	1/2	1/2		1/1				
7	GAL Gyula	2/3	67	1/2				1/1					
8	IVANCSIK Gergo	0/1	0			0/1							
12	FAZEKAS Nandor												
13	DIAZ Ivo	0/1	0					0/1			1		
14	PEREZ Carlos	10/17	59			7/14	1/1	1/1	1/1				
15	PASZTOR Istvan	7/11	64	1/2	2/4	1/2		3/3		1	2		
19	NAGY Laszlo	0/2	0			0/2				1			
24	LENDVAY Peter	0/4	0			0/3			0/1				
	Bench / Team												
	Totals	23/52	44	3/6	2/6	9/25	2/4	5/7	2/4	3	4		

Goalkeepers		Saves							
No.	Name	S/S	%	6m	Wing	9m	7m	FB	BT
1	SZATHMARI Janos	9/27	33	3/7	3/7	1/2	0/2	0/4	2/5
12	FAZEKAS Nandor	5/13	38	3/5	1/2	1/2	0/1	0/3	
	Totals	14/40	35	6/12	4/9	2/4	0/3	0/7	2/5

1st Half		2nd Half	
GILLE G	1 (2') 0	9 (32') 11	MOCSAI T
	1 (3') 1	10 (32') 11	
	1 (4') 2	11 (33') 11	
ANQUETIL G	2 (7') 2	11 (34') 12	PEREZ C
	2 (8') 3	12 (35') 12	
	3 (8') 3	13 (35') 12	
GILLE B	3 (9') 4	13 (36') 13	PEREZ C
	3 (10') 5	14 (37') 13	
ANQUETIL G	4 (14') 5	15 (39') 13	FERNANDEZ J
	5 (16') 5	15 (39') 14	MOCSAI T
GILLE G	5 (18') 6	16 (40') 14	
	5 (19') 7	17 (40') 14	
FERNANDEZ J	6 (21') 7	18 (42') 14	
	6 (22') 8	18 (42') 15	MOCSAI T
	6 (24') 9	19 (43') 15	
KARABATIC N	7 (24') 9	20 (43') 15	
ANQUETIL G	8 (26') 9	20 (45') 16	PEREZ C
RICHARDSON J	9 (30') 9	21 (46') 16	
	9 (30') 10	21 (48') 17	MOCSAI T
		21 (49') 18	GAL G
		22 (51') 18	
		23 (51') 18	
		23 (52') 19	PEREZ C
		23 (55') 20	PASZTOR I
		24 (56') 20	
		24 (58') 21	PEREZ C
		25 (58') 21	
		25 (59') 22	PASZTOR I
		25 (60') 23	GAL G
		26 (60') 23	

LEGEND									
G/S	Goals / Shots	%	Efficiency	6m	6-metre Shots	7m	7-metre Shots	9m	9-metre Shots
S/S	Saves / Shots	Wing	Wing Shots	FB	Fast Breaks	BT	Breakthroughs	EX	Exclusions
YC	Yellow Cards	RC	Red Cards	2Min	2 Minute Suspensions				
+	2 Minute + 2 Minute Suspensions								



Match Team Statistics

Ομαδικές Στατιστικές Αγώνα / Statistiques du match par équipe

Match No: 15

FRA 26 - 23 HUN
(9-10) (17-13)

Referees: (25) HANSSON P / (26) OLSSON P (SWE)

FRA - France

Players		Shots								Offence		Defence		Penalties				TP
No.	Name	G/S	%	6m	Wing	9m	7m	FB	BT	AS	TF	ST	BS	YC	2Min	RC	EX	
1	PLOQUIN Yohann																	
2	FERNANDEZ Jerome	3/9	33	2/4		0/3			1/2	6	4							33:16
3	DINART Didier												1	1				29:23
4	BURDET Cedric																	
5	GILLE Guillaume	2/6	33	0/3		1/2		1/1		1	1				1			46:04
6	GILLE Bertrand	3/3	100	3/3										1				49:13
8	NARCISSE Daniel	1/1	100	1/1								1						07:24
9	ANQUETIL Gregory	5/8	63		4/6			1/1	0/1		2	2		1	1			52:04
11	GIRAULT Olivier	1/1	100					1/1		1								09:36
13	KARABATIC Nikola	2/5	40	0/2	0/1	1/1			1/1	2	1		1		1			22:23
16	OMEYER Thierry																	60:00
17	RICHARDSON Jackson	1/2	50	0/1					1/1	2	3	2						19:44
18	ABATI Joel	2/3	67		0/1			2/2		3	1	2	1					40:29
21	GUIGOU Michael	6/8	75		1/3		3/3	2/2		1		1						50:24
	Bench / Team																	
	Totals	26/46	57	6/14	5/11	2/6	3/3	7/7	3/5	16	12	8	3	3	3			

Goalkeepers		Total Shots		6m Shots		Wing Shots		9m Shots		7m Shots		Fast Breaks		Breakthroughs	
No.	Name	S/S	%	S/S	%	S/S	%	S/S	%	S/S	%	S/S	%	S/S	%
1	PLOQUIN Yohann														
16	OMEYER Thierry	16/39	41	3/6	50	3/5	60	7/16	44	1/3	33	0/5	0	2/4	50
	Totals	16/39	41	3/6	50	3/5	60	7/16	44	1/3	33	0/5	0	2/4	50

Team Shots	Goals	Saves	Missed	Post	Blocked	Total	%
6m Shots	6	6	2			14	43
Wing Shots	5	4	2			11	45
9m Shots	2	2			2	6	33
7m Shots	3				n/a	3	100
Fast Breaks	7					7	100
Breakthroughs	3	2				5	60
Totals	26	14	4		2	46	57

Number of Attacks: 55, Scoring Efficiency: 47%



Match Team Statistics

Ομαδικές Στατιστικές Αγώνα / Statistiques du match par équipe

Match No: 15

FRA 26 - 23 HUN
(9-10) (17-13)

Referees: (25) HANSSON P / (26) OLSSON P (SWE)

FRA - France

Shots Distribution

Players

Goals / Shots

2 FERNANDEZ J

1/2		
	1/1	
1/3		0/1

2-Blocked

3 DINART D

4 BURDET C

5 GILLE G

	0/1	1/1
1/2		

2-Missed

6 GILLE B

	3/3	

8 NARCISSE D

		1/1

9 ANQUETIL G

1/1		
1/1	0/1	
0/1	2/2	1/1

1-Missed

11 GIRAULT O

	1/1	

13 KARABATIC N

		1/2
0/1		1/2

17 RICHARDSON J

0/1	1/1	

18 ABATI J

	1/1	
1/1		

1-Missed

21 GUIGOU M

0/1	0/1	3/3
1/1	2/2	

Team

Goals / Shots

2/4	1/2	3/3
1/2	2/4	3/4
4/9	5/5	5/7

4-Missed 2-Blocked

Offence

Defence

Goalkeepers

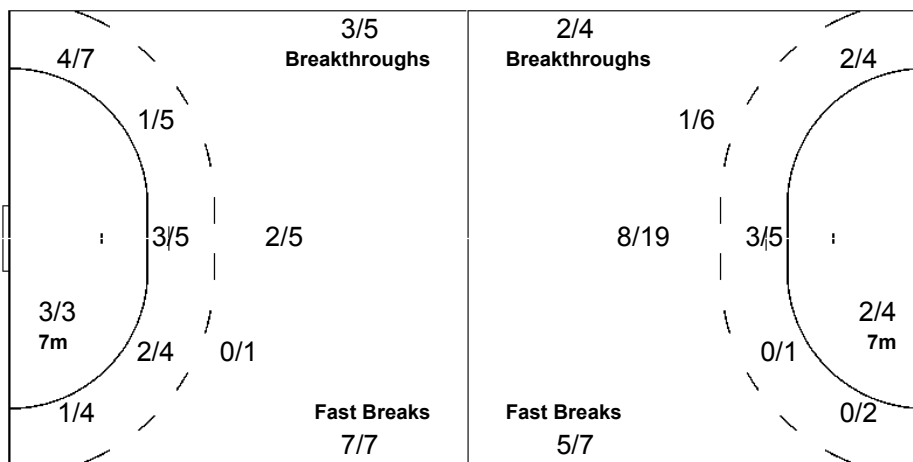
Saves / Shots

0/4	1/2	0/3
1/1		0/3
9/14	1/2	4/10

1 PLOQUIN Y

16 OMEYER T

0/4	1/2	0/3
1/1		0/3
9/14	1/2	4/10





Match Team Statistics

Ομαδικές Στατιστικές Αγώνα / Statistiques du match par équipe

Match No: 15

FRA 26 - 23 HUN
(9-10) (17-13)

Referees: (25) HANSSON P / (26) OLSSON P (SWE)

HUN - Hungary

No.	Name	Shots								Offence		Defence		Penalties				TP
		G/S	%	6m	Wing	9m	7m	FB	BT	AS	TF	ST	BS	YC	2Min	RC	EX	
1	SZATHMARI Janos																	41:35
2	HARSANYI Gergely Janos	0/2	0		0/1			0/1				1						27:22
3	ILYES Ferenc	0/1	0			0/1					1			1				11:13
4	CSASZAR Gabor	0/2	0				0/1		0/1		1							06:36
5	MEZEI Richard									1	1	1	1	1				49:45
6	MOCSAI Tamas	4/8	50	1/2	0/1	1/2	1/2		1/1	1	1							23:50
7	GAL Gyula	2/3	67	1/2				1/1			1							19:43
8	IVANCSIK Gergo	0/1	0			0/1				1								17:10
12	FAZEKAS Nandor																	18:25
13	DIAZ Ivo	0/1	0					0/1		1	2	3			1			40:23
14	PEREZ Carlos	10/17	59			7/14	1/1	1/1	1/1		1							37:18
15	PASZTOR Istvan	7/11	64	1/2	2/4	1/2		3/3		2				1	2			59:20
19	NAGY Laszlo	0/2	0			0/2				2	1	1	1	1				43:14
24	LENDVAY Peter	0/4	0			0/3			0/1		2							24:06
Bench / Team																		
Totals		23/52	44	3/6	2/6	9/25	2/4	5/7	2/4	8	11	6	2	3	4			

No.	Name	Total Shots		6m Shots		Wing Shots		9m Shots		7m Shots		Fast Breaks		Breakthroughs	
		S/S	%	S/S	%	S/S	%	S/S	%	S/S	%	S/S	%	S/S	%
1	SZATHMARI Janos	9/27	33	3/7	43	3/7	43	1/2	50	0/2	0	0/4	0	2/5	40
12	FAZEKAS Nandor	5/13	38	3/5	60	1/2	50	1/2	50	0/1	0	0/3	0		
Totals		14/40	35	6/12	50	4/9	44	2/4	50	0/3	0	0/7	0	2/5	40

Team Shots	Goals	Saves	Missed	Post	Blocked	Total	%
6m Shots	3	3				6	50
Wing Shots	2	3	1			6	33
9m Shots	9	7	3	3	3	25	36
7m Shots	2	1	1		n/a	4	50
Fast Breaks	5		1	1		7	71
Breakthroughs	2	2				4	50
Totals	23	16	6	4	3	52	44

Number of Attacks: 54, Scoring Efficiency: 43%



Match Team Statistics

Ομαδικές Στατιστικές Αγώνα / Statistiques du match par équipe

Match No: 15

FRA 26 - 23 HUN
(9-10) (17-13)

Referees: (25) HANSSON P / (26) OLSSON P (SWE)

HUN - Hungary

Shots Distribution

Players

Goals / Shots

2 HARSANYI G	3 ILYES F	4 CSASZAR G	5 MEZEI R	6 MOCSAI T	7 GAL G
0/0	0/0	0/1	0/0	3/5	0/1
1-Missed 1-Post	1-Post	1-Missed		1-Post	1/1
8 IVANCSIK G	13 DIAZ I	14 PEREZ C	15 PASZTOR I	19 NAGY L	24 LENDVAY P
0/1	0/0	2/2	2/2	0/1	0/3
	1-Missed	2-Missed 1-Post 2-Blocked	0/2	1-Missed	1-Blocked

Team

Offence

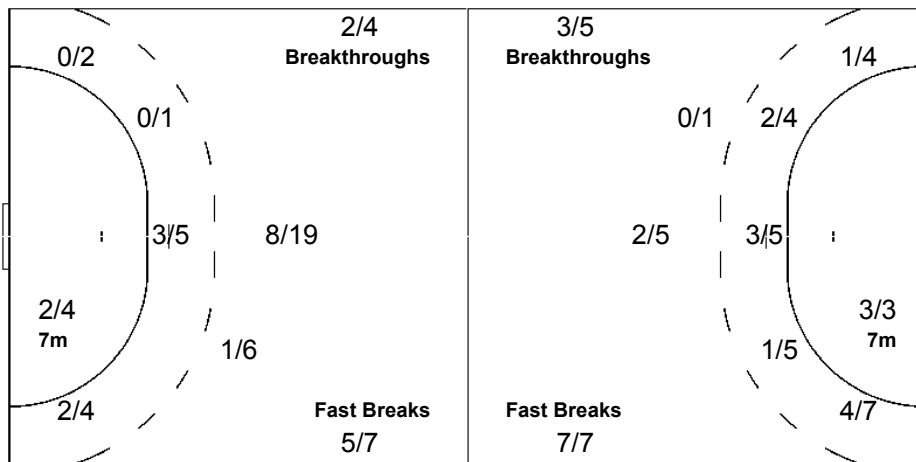
Defence

Goalkeepers

Goals / Shots

4/4	1/2	3/3
0/1		3/3
5/14	1/2	6/10

6-Missed 4-Post 3-Blocked



Saves / Shots

2/4	1/2	0/3
1/2	2/4	1/4
5/9	0/5	2/7

1 SZATHMARI J

0/2	1/1	0/3
1/2	1/3	1/2
4/6	0/3	1/5

12 FAZEKAS N

2/2	0/1	
	1/1	0/2
1/3	0/2	1/2

LEGEND

G/S Goals / Shots	% Efficiency	6m 6-metre Shots	7m 7-metre Shots	9m 9-metre Shots
S/S Saves / Shots	Wing Wing Shots	FB Fast Breaks	BT Breakthroughs	EX Exclusions
AS Assists	TF Technical Faults	ST Steals	BS Blocked Shots	TP Time Played
YC Yellow Cards	RC Red Cards	n/a not applicable	2Min 2 Minute Suspensions	
+ 2 Minute + 2 Minute Suspensions				



Results

Αποτελέσματα / Résultats

Match No: 16

GRE 26 - 25 EGY
(18-10) (8-15)

Referees: (17) OIE S / (18) TOGSTAD O (NOR)

RUNNING SCORE

GRE - EGY

GRE - Greece

Players		Shots								Penalties			
No.	Name	G/S	%	6m	Wing	9m	7m	FB	BT	YC	2Min	RC	EX
2	VOGLIS Enagelos	1/2	50		1/2								
4	TZIMOURTOS Dimitrios	0/1	0	0/1									
6	VASILAKIS Alexandros												
7	ZARAVINAS Giorgos												
9	BALOMENOS Spyros	2/9	22	2/5	0/1	0/3					1		
10	KOKOLODIMITRAKIS Nikolaos									1	2		
11	GRAMMATIKOS Nikolaos	8/10	80	2/2		4/6	2/2						
12	KAFFATOS Dimitrios												
13	ZIVOULOVIC Sasa	0/2	0			0/2					1		
14	TROUPIS Andreas	0/1	0			0/1							
16	CHRYSOPOULOS Jiotso												
17	CHALKIDIS Giorgos	3/4	75	3/4						1	1		
19	ALVANOS Alexis	2/6	33	1/2		1/4					2		
20	KARYPIDIS Savvas	10/11	91	1/1	6/7			3/3		1	1		
Bench / Team													
Totals		26/46	57	9/15	7/10	5/16	2/2	3/3		3	8		

Goalkeepers		Saves							
No.	Name	S/S	%	6m	Wing	9m	7m	FB	BT
12	KAFFATOS Dimitrios	18/43	42	2/3	5/6	5/14	0/5	4/10	2/5
16	CHRYSOPOULOS Jiotso								
Totals		18/43	42	2/3	5/6	5/14	0/5	4/10	2/5

EGY - Egypt

Players		Shots								Penalties			
No.	Name	G/S	%	6m	Wing	9m	7m	FB	BT	YC	2Min	RC	EX
1	SHARAF ELDIN Mohamad												
2	MOHAMED Abdalla	2/4	50	0/1		1/2		1/1		1			
6	EL AHMAR Ahmed	2/5	40		0/3			2/2					
7	HUSSEIN Saber	5/8	63	1/1		2/4		1/1	1/2		1		
8	FAHIM Wael	0/1	0					0/1					
10	MOEMEN Sherif	1/5	20		1/3	0/1		0/1					
12	NAKIB Mohamed												
13	KARAM Mahmoud	1/3	33			1/3							
14	RAGAB Marwan	0/2	0	0/2						1	1		
15	ABDEL SALAM Mohamed	3/7	43			3/7							
17	KESHK Mohamed	7/9	78		0/1	1/1	4/4	1/2	1/1				
18	EL FAKHARANY Hany	0/3	0			0/1		0/1	0/1		2		
19	YOSRY Hassan									1		1	
20	ZAKY Hussein	4/5	80			1/2	1/1	1/1	1/1			1	
Bench / Team													
Totals		25/52	48	1/4	1/7	9/21	5/5	6/10	3/5	3	4	2	

Goalkeepers		Saves							
No.	Name	S/S	%	6m	Wing	9m	7m	FB	BT
1	SHARAF ELDIN Mohamad	3/20	15	2/9	0/4	1/4	0/1	0/1	0/2
12	NAKIB Mohamed	10/19	53	3/5	2/5	5/7	0/1	0/1	
Totals		13/39	33	5/14	2/9	6/11	0/2	0/3	

		1st Half			
BALOMENOS S		1 (3')	0	HUSSEIN S	
ALVANOS A		1 (4')	1		
GRAMMATIKOS N		2 (5')	2	ZAKY H	
GRAMMATIKOS N		3 (6')	3		
CHALKIDIS G		4 (7')	3	MOEMEN S	
GRAMMATIKOS N		5 (11')	4	HUSSEIN S	
KARYPIDIS S		5 (12')	5		
KARYPIDIS S		6 (13')	5		
KARYPIDIS S		7 (14')	5		
KARYPIDIS S		8 (15')	5		
KARYPIDIS S		9 (15')	5		
KARYPIDIS S		10 (17')	5		
KARYPIDIS S		11 (17')	5		
BALOMENOS S		11 (18')	6	KESHK M	
BALOMENOS S		12 (18')	6		
BALOMENOS S		12 (19')	7	ZAKY H	
BALOMENOS S		12 (19')	8	ZAKY H	
KARYPIDIS S		13 (20')	8		
CHALKIDIS G		14 (21')	8		
KARYPIDIS S		15 (21')	8		
ALVANOS A		16 (24')	8		
GRAMMATIKOS N		17 (25')	8		
GRAMMATIKOS N		17 (27')	9	HUSSEIN S	
GRAMMATIKOS N		18 (27')	9		
GRAMMATIKOS N		18 (30')	10	ABDEL SALAM M	
		2nd Half			
CHALKIDIS G		18 (31')	11	HUSSEIN S	
CHALKIDIS G		18 (32')	12	KESHK M	
CHALKIDIS G		18 (32')	13	EL AHMAR A	
CHALKIDIS G		19 (33')	13		
CHALKIDIS G		19 (34')	14	EL AHMAR A	
CHALKIDIS G		19 (37')	15	ABDEL SALAM M	
CHALKIDIS G		19 (39')	16	MOHAMED A	
KARYPIDIS S		20 (41')	16		
KARYPIDIS S		21 (44')	16		
GRAMMATIKOS N		21 (44')	17	KARAM M	
GRAMMATIKOS N		22 (47')	17		
GRAMMATIKOS N		22 (48')	18	KESHK M	
GRAMMATIKOS N		22 (48')	19	MOHAMED A	
GRAMMATIKOS N		23 (49')	19		
GRAMMATIKOS N		23 (50')	20	ABDEL SALAM M	
GRAMMATIKOS N		23 (52')	21	KESHK M	
GRAMMATIKOS N		23 (52')	22	HUSSEIN S	
VOGLIS E		24 (53')	22		
GRAMMATIKOS N		24 (53')	23	KESHK M	
GRAMMATIKOS N		25 (54')	23		
KARYPIDIS S		26 (55')	23		
KARYPIDIS S		26 (57')	24	KESHK M	
KARYPIDIS S		26 (59')	25	KESHK M	

LEGEND									
G/S	Goals / Shots	%	Efficiency	6m	6-metre Shots	7m	7-metre Shots	9m	9-metre Shots
S/S	Saves / Shots	Wing	Wing Shots	FB	Fast Breaks	BT	Breakthroughs	EX	Exclusions
YC	Yellow Cards	RC	Red Cards	2Min	2 Minute Suspensions				
+	2 Minute + 2 Minute Suspensions								



Match Team Statistics

Ομαδικές Στατιστικές Αγώνα / Statistiques du match par équipe

Match No: 16

GRE 26 - 25 EGY
(18-10) (8-15)

Referees: (17) OIE S / (18) TOGSTAD O (NOR)

GRE - Greece

No.	Name	Shots								Offence		Defence		Penalties				TP
		G/S	%	6m	Wing	9m	7m	FB	BT	AS	TF	ST	BS	YC	2Min	RC	EX	
2	VOGLIS Enagelos	1/2	50		1/2							2	1					60:00
4	TZIMOURTOS Dimitrios	0/1	0	0/1														01:29
6	VASILAKIS Alexandros																	04:22
7	ZARAVINAS Giorgos																	
9	BALOMENOS Spyros	2/9	22	2/5	0/1	0/3				7	5	1	2		1			53:33
10	KOKOLODIMITRAKIS Nikolaos												2	1	2			28:00
11	GRAMMATIKOS Nikolaos	8/10	80	2/2		4/6	2/2			2	7	1						32:22
12	KAFFATOS Dimitrios																	60:00
13	ZIVOULOVIC Sasa	0/2	0			0/2					1				1			08:15
14	TROUPIS Andreas	0/1	0			0/1					1							06:12
16	CHRYSOPOULOS Jiotsa																	
17	CHALKIDIS Giorgos	3/4	75	3/4							3			1	1			48:26
19	ALVANOS Alexis	2/6	33	1/2		1/4				6	2	3			2			57:46
20	KARYPIDIS Savvas	10/11	91	1/1	6/7			3/3						1	1			59:35
Bench / Team																		
Totals		26/46	57	9/15	7/10	5/16	2/2	3/3		15	21	6	4	3	8			

No.	Name	Total Shots		6m Shots		Wing Shots		9m Shots		7m Shots		Fast Breaks		Breakthroughs	
		S/S	%	S/S	%	S/S	%	S/S	%	S/S	%	S/S	%	S/S	%
12	KAFFATOS Dimitrios	18/43	42	2/3	67	5/6	83	5/14	36	0/5	0	4/10	40	2/5	40
16	CHRYSOPOULOS Jiotsa														
Totals		18/43	42	2/3	67	5/6	83	5/14	36	0/5	0	4/10	40	2/5	40

Team Shots	Goals	Saves	Missed	Post	Blocked	Total	%
6m Shots	9	5	1			15	60
Wing Shots	7	2		1		10	70
9m Shots	5	6		2	3	16	31
7m Shots	2				n/a	2	100
Fast Breaks	3					3	100
Breakthroughs							
Totals	26	13	1	3	3	46	57

Number of Attacks: 62, Scoring Efficiency: 42%



Match Team Statistics

Ομαδικές Στατιστικές Αγώνα / Statistiques du match par équipe

Match No: 16

GRE 26 - 25 EGY
(18-10) (8-15)

Referees: (17) OIE S / (18) TOGSTAD O (NOR)

GRE - Greece

Shots Distribution

Players

Goals / Shots

2 VOGLIS E	4 TZIMOURTOS D	6 VASILAKIS A	7 ZARAVINAS G	9 BALOMENOS S	10 KOKOLODIMITRAKIS N
1/1	0/1			0/2 0/1 1/3 0/1 1/1	
1-Post				1-Blocked	
11 GRAMMATIKOS N	13 ZIVOULOVIC S	14 TROUPIS A	17 CHALKIDIS G	19 ALVANOS A	20 KARYPIDIS S
1/1 1/1 1/1 1/1 3/3 1/2	0/1	0/1	0/1 1/1 1/1 1/1 1/1 1/1	1/1 1/1 1/1 0/1	3/3 0/1 1/1 4/4 1/1
1-Post	1-Post			1-Missed 2-Blocked	

Team

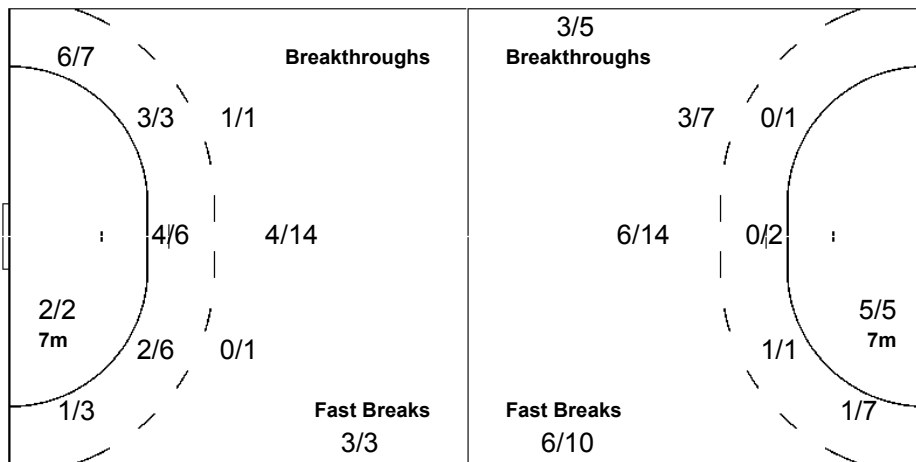
Offence

Defence

Goalkeepers

Goals / Shots

1/1	5/5	1/2
3/6	0/1	
6/8	7/11	3/5
1-Missed	3-Post	3-Blocked



Saves / Shots

1/2	0/1	1/6
0/4		2/4
6/12	6/10	2/4

12 KAFFATOS D

1/2	0/1	1/6
0/4		2/4
6/12	6/10	2/4

16 CHRYSOPOULOS J



Match Team Statistics

Ομαδικές Στατιστικές Αγώνα / Statistiques du match par équipe

Match No: 16

GRE 26 - 25 EGY
(18-10) (8-15)

Referees: (17) OIE S / (18) TOGSTAD O (NOR)

EGY - Egypt

No.	Name	Shots								Offence		Defence		Penalties			TP	
		G/S	%	6m	Wing	9m	7m	FB	BT	AS	TF	ST	BS	YC	2Min	RC		EX
1	SHARAF ELDIN Mohamad																	24:32
2	MOHAMED Abdalla	2/4	50	0/1		1/2		1/1		2		3	1	1				29:20
6	EL AHMAR Ahmed	2/5	40		0/3			2/2				1						35:31
7	HUSSEIN Saber	5/8	63	1/1		2/4		1/1	1/2		2	1			1			49:40
8	FAHIM Wael	0/1	0					0/1										27:15
10	MOEMEN Sherif	1/5	20		1/3	0/1		0/1			1							24:32
12	NAKIB Mohamed									1								35:28
13	KARAM Mahmoud	1/3	33			1/3												02:58
14	RAGAB Marwan	0/2	0	0/2							3			1	1			29:21
15	ABDEL SALAM Mohamed	3/7	43			3/7				1	3	1						21:46
17	KESHK Mohamed	7/9	78		0/1	1/1	4/4	1/2	1/1	1	1							59:45
18	EL FAKHARANY Hany	0/3	0			0/1		0/1	0/1			3			2			29:44
19	YOSRY Hassan										2			1		1		31:10
20	ZAKY Hussein	4/5	80			1/2	1/1	1/1	1/1	1	2	1				1		18:58
Bench / Team																		
Totals		25/52	48	1/4	1/7	9/21	5/5	6/10	3/5	6	14	10	1	3	4	2		

Goalkeepers		Total Shots		6m Shots		Wing Shots		9m Shots		7m Shots		Fast Breaks		Breakthroughs	
No.	Name	S/S	%	S/S	%	S/S	%	S/S	%	S/S	%	S/S	%	S/S	%
1	SHARAF ELDIN Mohamad	3/20	15	2/9	22	0/4	0	1/4	25	0/1	0	0/2	0		
12	NAKIB Mohamed	10/19	53	3/5	60	2/5	40	5/7	71	0/1	0	0/1	0		
Totals		13/39	33	5/14	36	2/9	22	6/11	55	0/2	0	0/3	0		

Team Shots	Goals	Saves	Missed	Post	Blocked	Total	%
6m Shots	1	2	1			4	25
Wing Shots	1	5	1			7	14
9m Shots	9	5	3		4	21	43
7m Shots	5				n/a	5	100
Fast Breaks	6	4				10	60
Breakthroughs	3	2				5	60
Totals	25	18	5		4	52	48

Number of Attacks: 63, Scoring Efficiency: 40%



Match Team Statistics

Ομαδικές Στατιστικές Αγώνα / Statistiques du match par équipe

Match No: 16

GRE 26 - 25 EGY
(18-10) (8-15)

Referees: (17) OIE S / (18) TOGSTAD O (NOR)

EGY - Egypt

Shots Distribution

Players

Goals / Shots

2 MOHAMED A	6 EL AHMAR A	7 HUSSEIN S	8 FAHIM W	10 MOEMEN S	13 KARAM M
1/1	1/1	1/1	0/1	0/1	1/1
1/1	0/2	1/1	0/1	1/1	0/1
1-Missed	0/1	1/2	1-Blocked	0/3	1-Blocked
14 RAGAB M	15 ABDEL SALAM M	17 KESHK M	18 EL FAKHARANY H	19 YOSRY H	20 ZAKY H
0/1	1/1	1/1	0/1		2/3
0/1	1/1	1/2	0/1		1/1
	2-Missed	1-Blocked	1-Missed		

Team

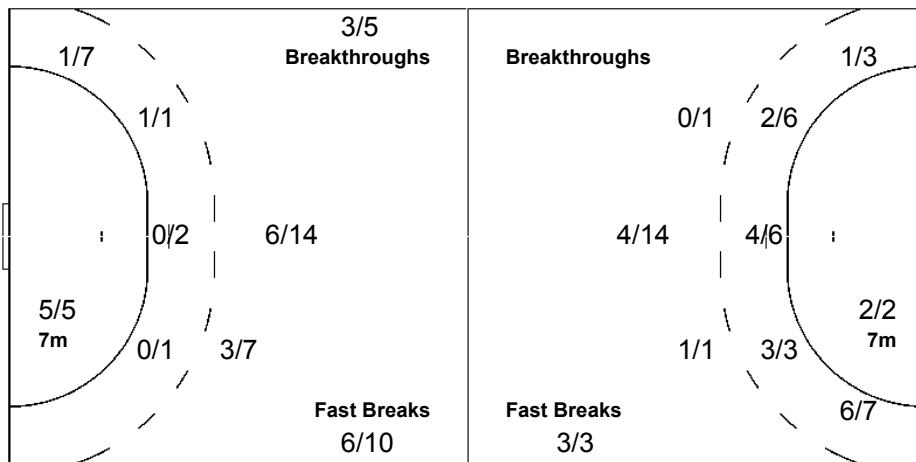
Offence

Defence

Goalkeepers

Goals / Shots

1/2	1/1	5/6
4/4		2/4
6/12	4/10	2/4
5-Missed		4-Blocked



Saves / Shots

0/1	0/5	1/2
3/6	1/1	
2/8	4/11	2/5

1 SHARAF ELDIN M

0/2	0/1
0/2	1/1
0/5	2/7

12 NAKIB M

0/1	0/3	1/1
3/4		
2/3	2/4	2/3

LEGEND								
G/S Goals / Shots	% Efficiency	6m 6-metre Shots	7m 7-metre Shots	9m 9-metre Shots				
S/S Saves / Shots	Wing Wing Shots	FB Fast Breaks	BT Breakthroughs	EX Exclusions				
AS Assists	TF Technical Faults	ST Steals	BS Blocked Shots	TP Time Played				
YC Yellow Cards	RC Red Cards	n/a not applicable	2Min 2 Minute Suspensions					
+ 2 Minute + 2 Minute Suspensions								



Results

Αποτελέσματα / Résultats

Match No: 18

GER 34 - 21 BRA
(18-12) (16-9)

Referees: (23) POZEZNIK J / (24) REPENSEK D (SLO)

RUNNING SCORE

GER - BRA

GER - Germany

Players		Shots								Penalties			
No.	Name	G/S	%	6m	Wing	9m	7m	FB	BT	YC	2Min	RC	EX
1	FRITZ Henning												
2	HENS Pascal	2/4	50			2/3		0/1					
4	DRAGUNSKI Mark	1/1	100	1/1									
5	KRETZSCHMAR Stefan	7/10	70	1/1	2/3	2/2		2/4					
7	IMMEL Jan Olaf												
8	SCHWARZER Christian	5/6	83	3/4				2/2					
9	PETERSEN Klaus-Dieter									1			
11	ZERBE Volker	1/5	20			1/5					2		
12	RAMOTA Christian												
13	BAUR Markus	1/1	100	1/1									
14	ZEITZ Christian	4/8	50		1/1	1/4		1/1	1/2				
15	JANSEN Torsten	2/3	67					2/3					
18	STEPHAN Daniel	7/10	70	0/1		3/5	4/4			1			
19	KEHRMANN Florian	4/6	67		1/2			3/4			1		
Bench / Team													
Totals		34/54	63	6/8	4/6	9/19	4/4	10/15	1/2	2	3		

Goalkeepers		Saves							
No.	Name	S/S	%	6m	Wing	9m	7m	FB	BT
1	FRITZ Henning								
12	RAMOTA Christian	20/41	49	0/2	8/12	11/21		1/4	0/2
Totals		20/41	49	0/2	8/12	11/21		1/4	0/2

BRA - Brazil

Players		Shots								Penalties			
No.	Name	G/S	%	6m	Wing	9m	7m	FB	BT	YC	2Min	RC	EX
2	KOJOROSKI Jaqson	2/6	33			2/5		0/1					
4	SILVA Adalberto	4/10	40		1/1	3/9							
5	NASCIMENTO Jose												
6	ALVES JUNIOR Jair Henrique	0/2	0		0/2								
7	RUY Renato	2/5	40		1/3			1/2		1	1		
8	SOUZA Bruno	7/15	47		2/2	4/12		1/1					
9	MATOS Agberto												
10	JUSTINO Helio	0/5	0		0/5					1			
11	BALDACIN Daniel	2/2	100	2/2								1	
12	VASCONCELOS Alexandre												
14	MAZIERO Ivan Bruno	1/2	50			0/1		1/1					
16	SANTOS Marcos Paulo												
18	SANTANA Bruno	2/5	40			1/4			1/1		1		
20	SILVA Gustavo Henrique	1/1	100						1/1	1			
Bench / Team													
Totals		21/53	40	2/2	4/13	10/31		3/5	2/2	3	3		

Goalkeepers		Saves							
No.	Name	S/S	%	6m	Wing	9m	7m	FB	BT
12	VASCONCELOS Alexandre	8/24	33	1/4	1/3	4/8	0/1	2/7	0/1
16	SANTOS Marcos Paulo	6/24	25	1/4	1/3	2/7	0/3	2/7	
Totals		14/48	29	2/8	2/6	6/15	0/4	4/14	0/1

1st Half	
STEPHAN D	1 (1') 0
HENS P	2 (2') 0
	2 (3') 1 KOJOROSKI J
STEPHAN D	3 (4') 1
SCHWARZER C	4 (6') 1
KEHRMANN F	5 (7') 1
SCHWARZER C	6 (8') 1
	6 (9') 2 KOJOROSKI J
KRETZSCHMAR S	7 (10') 2
	7 (13') 3 BALDACIN D
SCHWARZER C	8 (14') 3
STEPHAN D	9 (15') 3
	9 (16') 4 SOUZA B
	9 (17') 5 SOUZA B
	9 (18') 6 SANTANA B
STEPHAN D	10 (18') 6
KEHRMANN F	11 (19') 6
	11 (20') 7 BALDACIN D
	11 (21') 8 SILVA G
BAUR M	12 (21') 8
	12 (22') 9 SOUZA B
	12 (22') 10 MAZIERO I
KRETZSCHMAR S	13 (23') 10
	13 (25') 11 SOUZA B
STEPHAN D	14 (25') 11
KRETZSCHMAR S	15 (26') 11
KRETZSCHMAR S	16 (28') 11
ZEITZ C	17 (29') 11
ZEITZ C	18 (30') 11
	18 (30') 12 SANTANA B
2nd Half	
	18 (31') 13 RUY R
	18 (32') 14 SILVA A
HENS P	19 (33') 14
	19 (34') 15 SOUZA B
KRETZSCHMAR S	20 (36') 15
KRETZSCHMAR S	21 (37') 15
	21 (38') 16 SILVA A
KRETZSCHMAR S	22 (38') 16
	22 (40') 17 SILVA A
ZEITZ C	23 (42') 17
DRAGUNSKI M	24 (44') 17
	24 (45') 18 SOUZA B
	24 (46') 19 RUY R
KEHRMANN F	25 (48') 19
JANSEN T	26 (49') 19
SCHWARZER C	27 (51') 19
KEHRMANN F	28 (52') 19
SCHWARZER C	29 (53') 19
	29 (54') 20 SILVA A
STEPHAN D	30 (54') 20
ZEITZ C	31 (55') 20
JANSEN T	32 (56') 20
STEPHAN D	33 (58') 20
	33 (58') 21 SOUZA B
ZERBE V	34 (59') 21

LEGEND									
G/S	Goals / Shots	%	Efficiency	6m	6-metre Shots	7m	7-metre Shots	9m	9-metre Shots
S/S	Saves / Shots	Wing	Wing Shots	FB	Fast Breaks	BT	Breakthroughs	EX	Exclusions
YC	Yellow Cards	RC	Red Cards	2Min	2 Minute Suspensions				
+	2 Minute + 2 Minute Suspensions								



Match Team Statistics

Ομαδικές Στατιστικές Αγώνα / Statistiques du match par équipe

Match No: 18

GER 34 - 21 BRA
(18-12) (16-9)

Referees: (23) POZEZNIK J / (24) REPENSEK D (SLO)

GER - Germany

Players		Shots								Offence		Defence		Penalties				TP
No.	Name	G/S	%	6m	Wing	9m	7m	FB	BT	AS	TF	ST	BS	YC	2Min	RC	EX	
1	FRITZ Henning																	
2	HENS Pascal	2/4	50			2/3		0/1		2								17:36
4	DRAGUNSKI Mark	1/1	100	1/1								1						26:04
5	KRETZSCHMAR Stefan	7/10	70	1/1	2/3	2/2		2/4										46:38
7	IMMEL Jan Olaf												2					10:33
8	SCHWARZER Christian	5/6	83	3/4				2/2		3								29:33
9	PETERSEN Klaus-Dieter									2		2	2	1				32:09
11	ZERBE Volker	1/5	20			1/5				4	1	1			2			45:12
12	RAMOTA Christian																	60:00
13	BAUR Markus	1/1	100	1/1						2	1							22:16
14	ZEITZ Christian	4/8	50		1/1	1/4		1/1	1/2	1	2	1						20:51
15	JANSEN Torsten	2/3	67					2/3		1		1						13:22
18	STEPHAN Daniel	7/10	70	0/1		3/5	4/4			5			1	1				47:27
19	KEHRMANN Florian	4/6	67		1/2			3/4			2				1			48:19
Bench / Team																		
Totals		34/54	63	6/8	4/6	9/19	4/4	10/15	1/2	20	6	5	6	2	3			

Goalkeepers		Total Shots		6m Shots		Wing Shots		9m Shots		7m Shots		Fast Breaks		Breakthroughs	
No.	Name	S/S	%	S/S	%	S/S	%	S/S	%	S/S	%	S/S	%	S/S	%
1	FRITZ Henning														
12	RAMOTA Christian	20/41	49	0/2	0	8/12	67	11/21	52			1/4	25	0/2	0
Totals		20/41	49	0/2	0	8/12	67	11/21	52			1/4	25	0/2	0

Team Shots	Goals	Saves	Missed	Post	Blocked	Total	%
6m Shots	6	2				8	75
Wing Shots	4	2				6	67
9m Shots	9	6	2	2		19	47
7m Shots	4				n/a	4	100
Fast Breaks	10	4		1		15	67
Breakthroughs	1		1			2	50
Totals	34	14	3	3		54	63

Number of Attacks: 58, Scoring Efficiency: 59%



Match Team Statistics

Ομαδικές Στατιστικές Αγώνα / Statistiques du match par équipe

Match No: 18

GER 34 - 21 BRA
(18-12) (16-9)

Referees: (23) POZEZNIK J / (24) REPENSEK D (SLO)

GER - Germany

Shots Distribution

Players

Goals / Shots

2 HENS P	4 DRAGUNSKI M	5 KRETZSCHMAR S	7 IMMEL J	8 SCHWARZER C	9 PETERSEN K
1/1		0/1 1/1 1/1		2/2	
		0/2 1/1			
	1/1	2/2 1/1 1/1		2/2 1/1 0/1	
1-Post					
11 ZERBE V	13 BAUR M	14 ZEITZ C	15 JANSEN T	18 STEPHAN D	19 KEHRMANN F
0/2		1/1 1/1		1/2 1/1	
1/2		0/1	0/1	1/1	1/1
	1/1	0/1 2/2	1/1 1/1	2/2 1/1 1/1	2/3 1/2
1-Missed		1-Missed 1-Post		1-Missed 1-Post	

Team

Offence

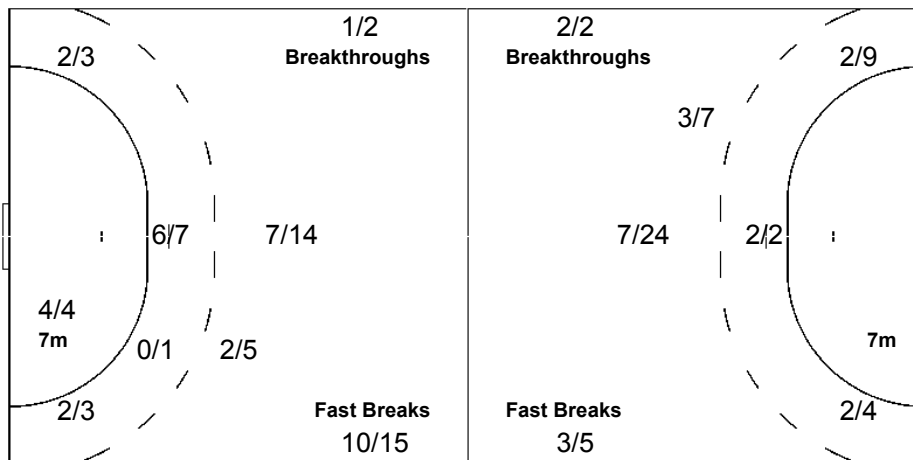
Defence

Goalkeepers

Goals / Shots

1/3	4/4	3/3
1/6		3/4
9/12	4/4	9/12

3-Missed 3-Post



Saves / Shots

0/1	3/4	0/1
3/4	3/3	3/8
2/7	6/9	0/4

1 FRITZ H

12 RAMOTA C

0/1	3/4	0/1
3/4	3/3	3/8
2/7	6/9	0/4



Match Team Statistics

Ομαδικές Στατιστικές Αγώνα / Statistiques du match par équipe

Match No: 18

GER 34 - 21 BRA
(18-12) (16-9)

Referees: (23) POZEZNIK J / (24) REPENSEK D (SLO)

BRA - Brazil

No.	Name	Shots								Offence		Defence		Penalties			TP	
		G/S	%	6m	Wing	9m	7m	FB	BT	AS	TF	ST	BS	YC	2Min	RC		EX
2	KOJOROSKI Jaqson	2/6	33			2/5		0/1										33:18
4	SILVA Adalberto	4/10	40		1/1	3/9					1							46:30
5	NASCIMENTO Jose										2							28:56
6	ALVES JUNIOR Jair Henrique	0/2	0		0/2													23:49
7	RUY Renato	2/5	40		1/3			1/2		1	1			1	1			52:55
8	SOUZA Bruno	7/15	47		2/2	4/12		1/1		2	4							35:34
9	MATOS Agberto										3							02:52
10	JUSTINO Helio	0/5	0		0/5									1				36:11
11	BALDACIN Daniel	2/2	100	2/2							2				1			46:15
12	VASCONCELOS Alexandre									1								30:00
14	MAZIERO Ivan Bruno	1/2	50			0/1		1/1				1						19:00
16	SANTOS Marcos Paulo																	30:00
18	SANTANA Bruno	2/5	40			1/4			1/1	1	2	1			1			20:55
20	SILVA Gustavo Henrique	1/1	100						1/1	1	2	1		1				13:45
Bench / Team																		
Totals		21/53	40	2/2	4/13	10/31		3/5	2/2	6	17	3		3	3			

No.	Name	Total Shots		6m Shots		Wing Shots		9m Shots		7m Shots		Fast Breaks		Breakthroughs	
		S/S	%	S/S	%	S/S	%	S/S	%	S/S	%	S/S	%	S/S	%
12	VASCONCELOS Alexandre	8/24	33	1/4	25	1/3	33	4/8	50	0/1	0	2/7	29	0/1	0
16	SANTOS Marcos Paulo	6/24	25	1/4	25	1/3	33	2/7	29	0/3	0	2/7	29		
Totals		14/48	29	2/8	25	2/6	33	6/15	40	0/4	0	4/14	29	0/1	0

Team Shots	Goals	Saves	Missed	Post	Blocked	Total	%
6m Shots	2					2	100
Wing Shots	4	8	1			13	31
9m Shots	10	11	3	1	6	31	32
7m Shots					n/a		
Fast Breaks	3	1	1			5	60
Breakthroughs	2					2	100
Totals	21	20	5	1	6	53	40

Number of Attacks: 59, Scoring Efficiency: 36%



Match Team Statistics

Ομαδικές Στατιστικές Αγώνα / Statistiques du match par équipe

Match No: 18

GER 34 - 21 BRA
(18-12) (16-9)

Referees: (23) POZEZNIK J / (24) REPENSEK D (SLO)

BRA - Brazil

Shots Distribution

Players

Goals / Shots

2 KOJOROSKI J

		1/2
1/1	0/1	

2-Missed

4 SILVA A

	0/1	0/1
3/4	1/2	

2-Blocked

5 NASCIMENTO J

6 ALVES JUNIOR J

	0/1	0/1

7 RUY R

	0/1	
1/1	1/3	

8 SOUZA B

		1/1
1/2		4/4
0/1	0/1	1/1

2-Missed

3-Blocked

9 MATOS A

10 JUSTINO H

	0/2	
0/1	0/1	

1-Missed

11 BALDACIN D

	1/1	
	1/1	

14 MAZIERO I

		1/1

1-Blocked

18 SANTANA B

1/1		
0/1		
	0/1	1/1

1-Post

20 SILVA G

		1/1

Team

Goals / Shots

1/1	1/4	1/1
1/4	0/3	5/8
5/7	3/9	4/4

5-Missed 1-Post 6-Blocked

Offence

Defence

Goalkeepers

Saves / Shots

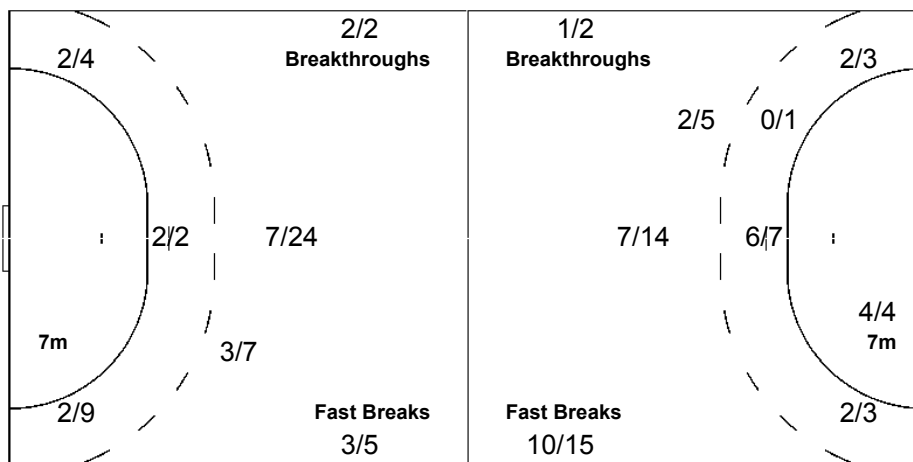
2/3	0/4	0/3
5/6		1/4
3/12	0/4	3/12

12 VASCONCELOS A

1/1	0/2	0/1
4/5		0/2
1/4	0/2	2/7

16 SANTOS M

1/2	0/2	0/2
1/1		1/2
2/8	0/2	1/5



LEGEND

G/S Goals / Shots	% Efficiency	6m 6-metre Shots	7m 7-metre Shots	9m 9-metre Shots
S/S Saves / Shots	Wing Wing Shots	FB Fast Breaks	BT Breakthroughs	EX Exclusions
AS Assists	TF Technical Faults	ST Steals	BS Blocked Shots	TP Time Played
YC Yellow Cards	RC Red Cards	n/a not applicable	2Min 2 Minute Suspensions	
+ 2 Minute + 2 Minute Suspensions				



Results

Αποτελέσματα / Résultats

Match No: 21

BRA 22 - 26 GRE
(9-13) (13-13)

Referees: (13) ARNALDSSON S / (14) VIDARSSON J (ISL)

RUNNING SCORE

BRA - GRE

BRA - Brazil

Players		Shots								Penalties			
No.	Name	G/S	%	6m	Wing	9m	7m	FB	BT	YC	2Min	RC	EX
2	KOJOROSKI Jaqson	1/4	25	1/1		0/3				1			
4	SILVA Adalberto	4/8	50	0/1		3/6			1/1				
5	NASCIMENTO Jose	1/4	25	1/1	0/1	0/2							
6	ALVES JUNIOR Jair Henrique	0/2	0		0/2								
7	RUY Renato	1/2	50		1/2						2		
8	SOUZA Bruno	3/11	27			0/8	1/1		2/2				
10	JUSTINO Helio	6/8	75		4/6			2/2		1			
11	BALDACIN Daniel	3/4	75	2/3				1/1			1		
12	VASCONCELOS Alexandre												
14	MAZIERO Ivan Bruno												
15	REIS Eduardo Henrique	2/3	67	1/1	0/1	1/1							
16	SANTOS Marcos Paulo												
18	SANTANA Bruno	1/3	33			1/3							
20	SILVA Gustavo Henrique	0/3	0			0/3				1	1		
Bench / Team													
Totals		22/52	42	5/7	5/12	5/26	1/1	3/3	3/3	3	4		

Goalkeepers		Saves							
No.	Name	S/S	%	6m	Wing	9m	7m	FB	BT
12	VASCONCELOS Alexandre	3/16	19	1/5	0/2	2/4	0/3	0/2	
16	SANTOS Marcos Paulo	2/15	13	0/5	0/2	1/2	0/2	1/4	
Totals		5/31	16	1/10	0/4	3/6	0/5	1/6	

GRE - Greece

Players		Shots								Penalties			
No.	Name	G/S	%	6m	Wing	9m	7m	FB	BT	YC	2Min	RC	EX
2	VOGLIS Enagelos	4/5	80		3/4			1/1					
6	VASILAKIS Alexandros	0/1	0					0/1			1		
7	ZARAVINAS Giorgos												
8	CHATSATOURIAN Gregor												
9	BALOMENOS Spyros	3/6	50	1/1		1/4		1/1					
10	KOKOLODIMITRAKIS Nikolaos	1/1	100	1/1						1	2		
11	GRAMMATIKOS Nikolaos	7/7	100	2/2			5/5			1			
12	KAFFATOS Dimitrios												
13	ZIVOULOVIC Sasa	0/1	0	0/1									
14	TROUPIS Andreas												
16	CHRYSOPOULOS Jiotsa												
17	CHALKIDIS Giorgos	1/1	100	1/1						1			
19	ALVANOS Alexis	4/9	44	2/3		2/6							
20	KARYPIDIS Savvas	6/8	75	2/2	1/3			3/3					
Bench / Team													
Totals		26/39	67	9/11	4/7	3/10	5/5	5/6		3	3		

Goalkeepers		Saves							
No.	Name	S/S	%	6m	Wing	9m	7m	FB	BT
12	KAFFATOS Dimitrios	11/33	33	2/7	6/11	3/8	0/1	0/3	0/3
16	CHRYSOPOULOS Jiotsa								
Totals		11/33	33	2/7	6/11	3/8	0/1	0/3	0/3

1st Half		2nd Half	
0 (1')	1	9 (32')	14
0 (1')	2	9 (32')	15
0 (4')	3	9 (33')	16
1 (5')	3	9 (35')	17
1 (7')	5	10 (35')	17
2 (8')	5	11 (36')	17
2 (9')	6	11 (37')	18
3 (11')	6	11 (37')	18
4 (11')	6	12 (38')	19
5 (12')	6	12 (39')	20
5 (14')	7	12 (40')	21
6 (15')	7	12 (40')	21
7 (17')	7	13 (42')	22
7 (18')	8	13 (42')	22
7 (20')	9	13 (44')	23
7 (22')	10	14 (45')	23
8 (22')	10	15 (46')	23
8 (23')	11	16 (47')	23
8 (24')	12	16 (49')	23
9 (29')	12	17 (49')	23
9 (29')	13	18 (49')	23
		19 (51')	23
		19 (53')	24
		20 (53')	24
		20 (56')	25
		20 (58')	26
		21 (59')	26
		22 (59')	26

LEGEND									
G/S	Goals / Shots	%	Efficiency	6m	6-metre Shots	7m	7-metre Shots	9m	9-metre Shots
S/S	Saves / Shots	Wing	Wing Shots	FB	Fast Breaks	BT	Breakthroughs	EX	Exclusions
YC	Yellow Cards	RC	Red Cards	2Min	2 Minute Suspensions				
+	2 Minute + 2 Minute Suspensions								



Match Team Statistics

Ομαδικές Στατιστικές Αγώνα / Statistiques du match par équipe

Match No: 21

BRA 22 - 26 GRE

(9-13) (13-13)

Referees: (13) ARNALDSSON S / (14) VIDARSSON J (ISL)

BRA - Brazil

No.	Name	Shots								Offence		Defence		Penalties				TP
		G/S	%	6m	Wing	9m	7m	FB	BT	AS	TF	ST	BS	YC	2Min	RC	EX	
2	KOJOROSKI Jaqson	1/4	25	1/1		0/3				1	1			1				36:07
4	SILVA Adalberto	4/8	50	0/1		3/6			1/1		3	2	1					36:09
5	NASCIMENTO Jose	1/4	25	1/1	0/1	0/2					1							28:36
6	ALVES JUNIOR Jair Henrique	0/2	0		0/2													16:36
7	RUY Renato	1/2	50		1/2					1	1	2			2			47:14
8	SOUZA Bruno	3/11	27			0/8	1/1		2/2	2	1							26:22
10	JUSTINO Helio	6/8	75		4/6			2/2		2	1	2		1				43:11
11	BALDACIN Daniel	3/4	75	2/3				1/1							1			55:38
12	VASCONCELOS Alexandre									1	1	1						30:00
14	MAZIERO Ivan Bruno																	03:09
15	REIS Eduardo Henrique	2/3	67	1/1	0/1	1/1					2							11:02
16	SANTOS Marcos Paulo																	30:00
18	SANTANA Bruno	1/3	33			1/3												10:53
20	SILVA Gustavo Henrique	0/3	0			0/3				3	1	1		1	1			45:03
Bench / Team																		
Totals		22/52	42	5/7	5/12	5/26	1/1	3/3	3/3	10	12	8	1	3	4			

No.	Name	Total Shots		6m Shots		Wing Shots		9m Shots		7m Shots		Fast Breaks		Breakthroughs	
		S/S	%	S/S	%	S/S	%	S/S	%	S/S	%	S/S	%	S/S	%
12	VASCONCELOS Alexandre	3/16	19	1/5	20	0/2	0	2/4	50	0/3	0	0/2	0		
16	SANTOS Marcos Paulo	2/15	13	0/5	0	0/2	0	1/2	50	0/2	0	1/4	25		
Totals		5/31	16	1/10	10	0/4	0	3/6	50	0/5	0	1/6	17		

Team Shots	Goals	Saves	Missed	Post	Blocked	Total	%
6m Shots	5	2				7	71
Wing Shots	5	6		1		12	42
9m Shots	5	3	7	3	8	26	19
7m Shots	1				n/a	1	100
Fast Breaks	3					3	100
Breakthroughs	3					3	100
Totals	22	11	7	4	8	52	42

Number of Attacks: 56, Scoring Efficiency: 39%



Match Team Statistics

Ομαδικές Στατιστικές Αγώνα / Statistiques du match par équipe

Match No: 21

BRA 22 - 26 GRE
(9-13) (13-13)

Referees: (13) ARNALDSSON S / (14) VIDARSSON J (ISL)

BRA - Brazil

Shots Distribution

Players

Goals / Shots

2 KOJOROSKI J

		1/1
		0/2

1-Missed

4 SILVA A

1/1		
1/2		
1/1		1/2

1-Post 1-Blocked

5 NASCIMENTO J

1/1		0/1

1-Missed 1-Blocked

6 ALVES JUNIOR J

0/1		

1-Post

7 RUY R

0/1		
1/1		

8 SOUZA B

1/1	1/1	1/1

5-Missed 1-Post 2-Blocked

10 JUSTINO H

1/1		1/1
		0/2
1/1	1/1	2/2

11 BALDACIN D

		0/1
1/1		
	2/2	

14 MAZIERO I

15 REIS E

0/1		
1/1		1/1

18 SANTANA B

1/1		

2-Blocked

20 SILVA G

1-Post 2-Blocked

Team

Goals / Shots

3/3		1/2
2/5		1/3
6/7	4/4	5/9

7-Missed 4-Post 8-Blocked

Offence

Defence

Goalkeepers

Saves / Shots

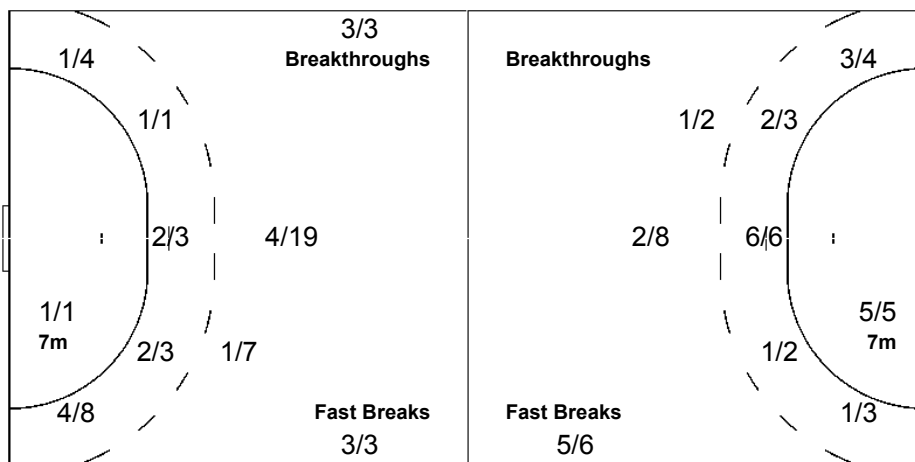
		1/4
1/6		2/9
1/5	0/3	0/4

12 VASCONCELOS A

		1/3
0/2		2/4
0/2	0/1	0/4

16 SANTOS M

		0/1
1/4		0/5
1/3	0/2	





Match Team Statistics

Ομαδικές Στατιστικές Αγώνα / Statistiques du match par équipe

Match No: 21

BRA 22 - 26 GRE

(9-13) (13-13)

Referees: (13) ARNALDSSON S / (14) VIDARSSON J (ISL)

GRE - Greece

No.	Name	Shots								Offence		Defence		Penalties				TP
		G/S	%	6m	Wing	9m	7m	FB	BT	AS	TF	ST	BS	YC	2Min	RC	EX	
2	VOGLIS Enagelos	4/5	80		3/4			1/1			1							43:19
6	VASILAKIS Alexandros	0/1	0					0/1			2				1		05:50	
7	ZARAVINAS Giorgos											1					02:27	
8	CHATSAOURIAN Gregor									1							15:15	
9	BALOMENOS Spyros	3/6	50	1/1		1/4		1/1		4	4	2					60:00	
10	KOKOLODIMITRAKIS Nikolaos	1/1	100	1/1									3	1	2		36:51	
11	GRAMMATIKOS Nikolaos	7/7	100	2/2			5/5			3	4			1			22:37	
12	KAFFATOS Dimitrios										1						59:46	
13	ZIVOULOVIC Sasa	0/1	0	0/1								1					06:15	
14	TROUPIS Andreas																	
16	CHRYSOPOULOS Jiotsa																00:14	
17	CHALKIDIS Giorgos	1/1	100	1/1						3	2		4	1			53:30	
19	ALVANOS Alexis	4/9	44	2/3		2/6					1						54:06	
20	KARYPIDIS Savvas	6/8	75	2/2	1/3			3/3		1	2	1					59:50	
Bench / Team																		
Totals		26/39	67	9/11	4/7	3/10	5/5	5/6		11	18	5	7	3	3			

No.	Name	Total Shots		6m Shots		Wing Shots		9m Shots		7m Shots		Fast Breaks		Breakthroughs	
		S/S	%	S/S	%	S/S	%	S/S	%	S/S	%	S/S	%	S/S	%
12	KAFFATOS Dimitrios	11/33	33	2/7	29	6/11	55	3/8	38	0/1	0	0/3	0	0/3	0
16	CHRYSOPOULOS Jiotsa														
Totals		11/33	33	2/7	29	6/11	55	3/8	38	0/1	0	0/3	0	0/3	0

Team Shots	Goals	Saves	Missed	Post	Blocked	Total	%
6m Shots	9	1	1			11	82
Wing Shots	4		1	2		7	57
9m Shots	3	3	2	1	1	10	30
7m Shots	5				n/a	5	100
Fast Breaks	5	1				6	83
Breakthroughs							
Totals	26	5	4	3	1	39	67

Number of Attacks: 55, Scoring Efficiency: 47%



Match Team Statistics

Ομαδικές Στατιστικές Αγώνα / Statistiques du match par équipe

Match No: 21

BRA 22 - 26 GRE
(9-13) (13-13)

Referees: (13) ARNALDSSON S / (14) VIDARSSON J (ISL)

GRE - Greece

Shots Distribution

Players			Goals / Shots		
2 VOGLIS E	6 VASILAKIS A	7 ZARAVINAS G	8 CHATSATOURIAN G	9 BALOMENOS S	10 KOKOLODIMITRAKIS N
1/1	0/1			1/2 1/1	1/1
1-Post				1-Post 1-Blocked	
11 GRAMMATIKOS N	13 ZIVOULOVIC S	14 TROUPIS A	17 CHALKIDIS G	19 ALVANOS A	20 KARYPIDIS S
2/2 2/2			1/1	2/3 2/2	1/1 2/2 1/1 1/1
	1-Missed			2-Missed	1-Missed 1-Post

Team

Offence

Defence

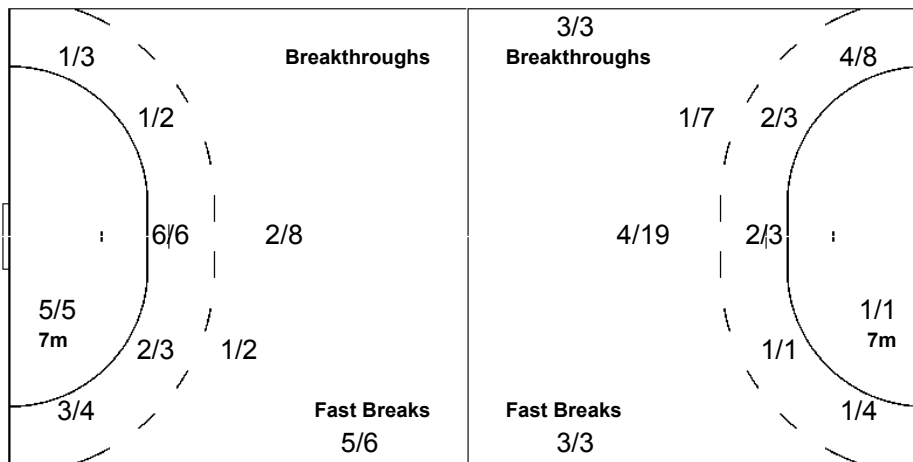
Goalkeepers

Goals / Shots

		3/4
5/6		7/9
4/5	3/3	4/4
4-Missed	3-Post	1-Blocked

Saves / Shots

0/3		1/2
3/5		2/3
1/7	0/4	4/9



12 KAFFATOS D

0/3		1/2
3/5		2/3
1/7	0/4	4/9

16 CHRYSOPOULOS J

LEGEND			
G/S	Goals / Shots	%	Efficiency
S/S	Saves / Shots	Wing	Wing Shots
AS	Assists	TF	Technical Faults
YC	Yellow Cards	RC	Red Cards
+	2 Minute + 2 Minute Suspensions	6m	6-metre Shots
		FB	Fast Breaks
		ST	Steals
		n/a	not applicable
		7m	7-metre Shots
		BT	Breakthroughs
		BS	Blocked Shots
		2Min	2 Minute Suspensions
		9m	9-metre Shots
		EX	Exclusions
		TP	Time Played



Results

Αποτελέσματα / Résultats

Match No: 22

HUN 30 - 29 GER
(17-14) (13-15)

Referees: (1) BOYE J / (2) JENSEN B (DEN)

RUNNING SCORE

HUN - GER

HUN - Hungary

Players		Shots								Penalties			
No.	Name	G/S	%	6m	Wing	9m	7m	FB	BT	YC	2Min	RC	EX
1	SZATHMARI Janos												
2	HARSANYI Gergely Janos												
3	ILYES Ferenc												
4	CSASZAR Gabor	1/2	50				1/2						
5	MEZEI Richard	1/1	100					1/1		1	1		
7	GAL Gyula	2/2	100	2/2						1			
8	IVANCSIK Gergo	2/5	40	1/1	1/2		0/1	0/1					
12	FAZEKAS Nandor												
13	DIAZ Ivo	3/4	75	1/2	1/1	1/1						1	
14	PEREZ Carlos	5/15	33			5/13	0/1	0/1					
15	PASZTOR Istvan	1/3	33			0/1	0/1	1/1		1			
17	LALUSKA Balazs	4/5	80		2/3			2/2				2	
19	NAGY Laszlo	11/12	92	3/3		7/8		1/1					
24	LENDVAY Peter												
Bench / Team													
Totals		30/49	61	7/8	4/6	13/23	1/5	5/7		3	4		

Goalkeepers		Saves							
No.	Name	S/S	%	6m	Wing	9m	7m	FB	BT
1	SZATHMARI Janos								
12	FAZEKAS Nandor	17/46	37	1/9	4/11	7/13	2/6	3/6	0/1
Totals		17/46	37	1/9	4/11	7/13	2/6	3/6	0/1

GER - Germany

Players		Shots								Penalties			
No.	Name	G/S	%	6m	Wing	9m	7m	FB	BT	YC	2Min	RC	EX
1	FRITZ Henning												
2	HENS Pascal	4/4	100	2/2		2/2				1	1		
4	DRAGUNSKI Mark												
5	KRETZSCHMAR Stefan	8/13	62	1/1	2/6		2/2	2/3	1/1				
7	IMMEL Jan Olaf											1	
8	SCHWARZER Christian	2/4	50	0/1	1/1			1/2					
9	PETERSEN Klaus-Dieter									1	1		
11	ZERBE Volker	0/3	0			0/3						2	
12	RAMOTA Christian												
13	BAUR Markus	2/3	67	1/1			1/2						
14	ZEITZ Christian	3/5	60		0/1	3/4							
15	JANSEN Torsten												
18	STEPHAN Daniel	3/9	33	1/3		1/4	1/2			1	1		
19	KEHRMANN Florian	7/9	78	3/3	4/4	0/1		0/1					
Bench / Team													
Totals		29/50	58	8/11	7/12	6/14	4/6	3/6	1/1	3	6		

Goalkeepers		Saves							
No.	Name	S/S	%	6m	Wing	9m	7m	FB	BT
1	FRITZ Henning	9/35	26	0/6	0/4	6/17	2/3	1/5	
12	RAMOTA Christian	1/5	20	0/1		1/3		0/1	
Totals		10/40	25	0/7	0/4	7/20	2/3	1/6	

1st Half	
DIAZ I	1 (1') 0
NAGY L	1 (2') 1
LALUSKA B	2 (4') 2
DIAZ I	3 (5') 2
	4 (6') 2
	4 (6') 3
	4 (8') 4
PEREZ C	5 (8') 4
NAGY L	6 (9') 4
NAGY L	7 (11') 4
	7 (11') 5
	7 (13') 6
	7 (14') 7
LALUSKA B	8 (15') 7
	8 (16') 8
NAGY L	9 (17') 8
CSASZAR G	10 (17') 8
NAGY L	11 (18') 8
	11 (19') 9
PEREZ C	12 (19') 9
	12 (20') 10
PEREZ C	13 (21') 10
	13 (22') 11
	13 (23') 12
PEREZ C	14 (24') 12
GAL G	15 (25') 12
LALUSKA B	16 (26') 12
	16 (28') 13
NAGY L	17 (29') 13
	17 (30') 14
2nd Half	
NAGY L	18 (33') 14
	18 (35') 15
DIAZ I	19 (36') 15
	19 (37') 16
	19 (39') 17
NAGY L	20 (41') 17
NAGY L	21 (42') 17
	21 (43') 18
NAGY L	22 (43') 18
	22 (44') 19
PEREZ C	23 (45') 19
	23 (45') 20
NAGY L	24 (46') 20
	24 (47') 21
	24 (48') 22
IVANCSIK G	25 (49') 22
MEZEI R	26 (49') 22
	26 (50') 23
LALUSKA B	27 (50') 23
	27 (51') 24
GAL G	28 (53') 24
	28 (54') 25
PASZTOR I	29 (55') 25
	29 (55') 26
	29 (57') 27
IVANCSIK G	29 (59') 28
	30 (59') 28
	30 (60') 29

LEGEND									
G/S	Goals / Shots	%	Efficiency	6m	6-metre Shots	7m	7-metre Shots	9m	9-metre Shots
S/S	Saves / Shots	Wing	Wing Shots	FB	Fast Breaks	BT	Breakthroughs	EX	Exclusions
YC	Yellow Cards	RC	Red Cards	2Min	2 Minute Suspensions				
+	2 Minute + 2 Minute Suspensions								



Match Team Statistics

Ομαδικές Στατιστικές Αγώνα / Statistiques du match par équipe

Match No: 22

HUN 30 - 29 GER
(17-14) (13-15)

Referees: (1) BOYE J / (2) JENSEN B (DEN)

HUN - Hungary

Players		Shots								Offence		Defence		Penalties				TP
No.	Name	G/S	%	6m	Wing	9m	7m	FB	BT	AS	TF	ST	BS	YC	2Min	RC	EX	
1	SZATHMARI Janos																	
2	HARSANYI Gergely Janos																	
3	ILYES Ferenc																	13:02
4	CSASZAR Gabor	1/2	50				1/2				1							01:26
5	MEZEI Richard	1/1	100					1/1				1	1	1	1			48:42
7	GAL Gyula	2/2	100	2/2										1				14:08
8	IVANCSIK Gergo	2/5	40	1/1	1/2		0/1	0/1				1						40:57
12	FAZEKAS Nandor																	60:00
13	DIAZ Ivo	3/4	75	1/2	1/1	1/1				6	3	3			1			46:02
14	PEREZ Carlos	5/15	33			5/13	0/1	0/1		1	5							45:54
15	PASZTOR Istvan	1/3	33			0/1	0/1	1/1						1				30:00
17	LALUSKA Balazs	4/5	80		2/3			2/2			1	1			2			59:49
19	NAGY Laszlo	11/12	92	3/3		7/8		1/1		4	4	2						60:00
24	LENDVAY Peter																	
Bench / Team																		
Totals		30/49	61	7/8	4/6	13/23	1/5	5/7		11	14	8	1	3	4			

Goalkeepers		Total Shots		6m Shots		Wing Shots		9m Shots		7m Shots		Fast Breaks		Breakthroughs	
No.	Name	S/S	%	S/S	%	S/S	%	S/S	%	S/S	%	S/S	%	S/S	%
1	SZATHMARI Janos														
12	FAZEKAS Nandor	17/46	37	1/9	11	4/11	36	7/13	54	2/6	33	3/6	50	0/1	0
Totals		17/46	37	1/9	11	4/11	36	7/13	54	2/6	33	3/6	50	0/1	0

Team Shots	Goals	Saves	Missed	Post	Blocked	Total	%
6m Shots	7			1		8	88
Wing Shots	4		1	1		6	67
9m Shots	13	7			3	23	57
7m Shots	1	2	1	1	n/a	5	20
Fast Breaks	5	1		1		7	71
Breakthroughs							
Totals	30	10	2	4	3	49	61

Number of Attacks: 58, Scoring Efficiency: 52%



Match Team Statistics

Ομαδικές Στατιστικές Αγώνα / Statistiques du match par équipe

Match No: 22

HUN 30 - 29 GER
(17-14) (13-15)

Referees: (1) BOYE J / (2) JENSEN B (DEN)

HUN - Hungary

Shots Distribution

Players

Goals / Shots

2 HARSANYI G	3 ILYES F	4 CSASZAR G	5 MEZEI R	7 GAL G	8 IVANCSIK G
		0/1	1/1	1/1	1/2
		1/1		1/1	1/1
					2-Post
13 DIAZ I	14 PEREZ C	15 PASZTOR I	17 LALUSKA B	19 NAGY L	24 LENDVAY P
1/1	0/1		1/1	1/1	1/1
	2/2	0/1		2/2	
1/1	1/2	1/2	1/1	2/2	
1-Post	1-Missed	3-Blocked	1-Post	1-Missed	

Team

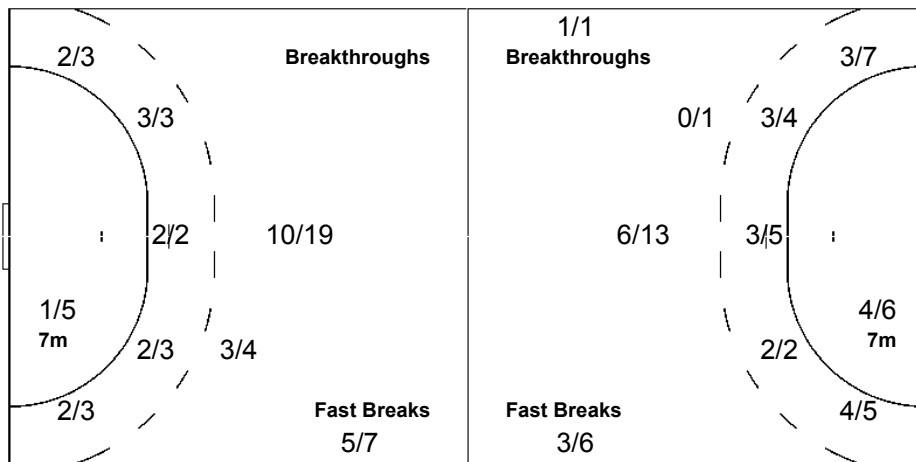
Offence

Defence

Goalkeepers

Goals / Shots

2/2	2/3	4/5
5/7		4/6
4/5	3/5	6/7
2-Missed	4-Post	3-Blocked



Saves / Shots

1/5	3/3	0/1
1/2	1/1	5/11
3/7	1/4	2/12

1 SZATHMARI J

12 FAZEKAS N

1/5	3/3	0/1
1/2	1/1	5/11
3/7	1/4	2/12



Match Team Statistics

Ομαδικές Στατιστικές Αγώνα / Statistiques du match par équipe

Match No: 22

HUN 30 - 29 GER
(17-14) (13-15)

Referees: (1) BOYE J / (2) JENSEN B (DEN)

GER - Germany

Players		Shots								Offence		Defence		Penalties				TP
No.	Name	G/S	%	6m	Wing	9m	7m	FB	BT	AS	TF	ST	BS	YC	2Min	RC	EX	
1	FRITZ Henning																	51:06
2	HENS Pascal	4/4	100	2/2		2/2				1				1	1			13:57
4	DRAGUNSKI Mark																	
5	KRETZSCHMAR Stefan	8/13	62	1/1	2/6		2/2	2/3	1/1		1	1						60:00
7	IMMEL Jan Olaf														1			03:54
8	SCHWARZER Christian	2/4	50	0/1	1/1			1/2		3		1						51:42
9	PETERSEN Klaus-Dieter													1	1			29:51
11	ZERBE Volker	0/3	0			0/3				3	2	1			2			45:16
12	RAMOTA Christian																	08:54
13	BAUR Markus	2/3	67	1/1			1/2				2		1					25:11
14	ZEITZ Christian	3/5	60		0/1	3/4				4								15:05
15	JANSEN Torsten																	00:46
18	STEPHAN Daniel	3/9	33	1/3		1/4	1/2			2	3	1	1	1	1			54:33
19	KEHRMANN Florian	7/9	78	3/3	4/4	0/1		0/1		1	3	2						59:45
Bench / Team																		
Totals		29/50	58	8/11	7/12	6/14	4/6	3/6	1/1	14	11	6	2	3	6			

Goalkeepers		Total Shots		6m Shots		Wing Shots		9m Shots		7m Shots		Fast Breaks		Breakthroughs	
No.	Name	S/S	%	S/S	%	S/S	%	S/S	%	S/S	%	S/S	%	S/S	%
1	FRITZ Henning	9/35	26	0/6	0	0/4	0	6/17	35	2/3	67	1/5	20		
12	RAMOTA Christian	1/5	20	0/1	0			1/3	33			0/1	0		
Totals		10/40	25	0/7	0	0/4	0	7/20	35	2/3	67	1/6	17		

Team Shots	Goals	Saves	Missed	Post	Blocked	Total	%
6m Shots	8	1		2		11	73
Wing Shots	7	4		1		12	58
9m Shots	6	7	1			14	43
7m Shots	4	2			n/a	6	67
Fast Breaks	3	3				6	50
Breakthroughs	1					1	100
Totals	29	17	1	3		50	58

Number of Attacks: 59, Scoring Efficiency: 49%



Results

Αποτελέσματα / Résultats

Match No: 24

FRA 22 - 21 EGY
(11-13) (11-8)

Referees: (5) BRETO V / (6) HUELIN TRILLO J (ESP)

RUNNING SCORE

FRA - EGY

FRA - France

Players		Shots								Penalties			
No.	Name	G/S	%	6m	Wing	9m	7m	FB	BT	YC	2Min	RC	EX
1	PLOQUIN Yann												
2	FERNANDEZ Jerome	1/5	20	0/1		0/2			1/2				
3	DINART Didier									1			
4	BURDET Cedric	1/7	14	0/2		1/5					1		
5	GILLE Guillaume	0/2	0	0/1		0/1							
6	GILLE Bertrand	4/8	50	3/6				1/2			1		
7	KERVADEC Gueric	0/2	0	0/2									
8	NARCISSE Daniel	1/4	25	0/1		1/3							
9	ANQUETIL Gregory	1/3	33	1/2			0/1						
11	GIRAULT Olivier	8/9	89	1/2	5/5		1/1	1/1		1			
13	KARABATIC Nikola	2/5	40	0/1		1/3			1/1		1		
16	OMEYER Thierry												
17	RICHARDSON Jackson	2/2	100	1/1					1/1		1		
18	ABATI Joel	2/3	67		1/2			1/1			1		
	Bench / Team									1			
	Totals	22/50	44	6/19	6/7	3/14	1/2	3/4	3/4	3	5		

Goalkeepers		Saves							
No.	Name	S/S	%	6m	Wing	9m	7m	FB	BT
1	PLOQUIN Yann	3/10	30	1/1	0/3	2/3	0/1	0/2	
16	OMEYER Thierry	4/18	22	0/2	0/1	3/7	0/2	1/5	0/1
	Totals	7/28	25	1/3	0/4	5/10	0/3	1/7	0/1

EGY - Egypt

Players		Shots								Penalties			
No.	Name	G/S	%	6m	Wing	9m	7m	FB	BT	YC	2Min	RC	EX
1	SHARAF ELDIN Mohamad												
2	MOHAMED Abdalla	3/6	50			2/5		1/1		1			
6	EL AHMAR Ahmed	5/6	83	0/1	2/2			3/3					
7	HUSSEIN Saber												
8	FAHIM Wael	1/3	33	1/1				0/2			2		
10	MOEMEN Sherif	3/6	50	1/1	1/1	1/4							
11	YOUSSEF Ramy												
12	NAKIB Mohamed												
13	KARAM Mahmoud									1	3	1	
14	RAGAB Marwan												
15	ABDEL SALAM Mohamed	3/8	38			2/6			1/2				
17	KESHK Mohamed	6/7	86		1/1	0/1	3/3	2/2			1		
18	EL FAKHARANY Hany	0/1	0					0/1		1	2		
19	YOSRY Hassan												
	Bench / Team									1			
	Totals	21/37	57	2/3	4/4	5/16	3/3	6/9	1/2	4	8	1	

Goalkeepers		Saves							
No.	Name	S/S	%	6m	Wing	9m	7m	FB	BT
1	SHARAF ELDIN Mohamad								
12	NAKIB Mohamed	16/38	42	7/13	0/6	7/10	0/1	1/4	1/4
	Totals	16/38	42	7/13	0/6	7/10	0/1	1/4	1/4

1st Half	
0 (1') 1	MOHAMED A
1 (2') 1	
1 (6') 2	KESHK M
2 (7') 2	
2 (9') 3	KESHK M
2 (12') 4	EL AHMAR A
2 (13') 5	ABDEL SALAM M
2 (14') 6	EL AHMAR A
3 (16') 6	
3 (16') 7	FAHIM W
4 (18') 7	
5 (19') 7	
5 (20') 8	ABDEL SALAM M
5 (21') 9	MOEMEN S
6 (22') 9	
7 (23') 9	
8 (24') 9	
9 (26') 9	
9 (27') 10	ABDEL SALAM M
9 (27') 11	MOHAMED A
9 (28') 12	KESHK M
10 (28') 12	
10 (29') 13	MOHAMED A
11 (30') 13	

2nd Half	
11 (33') 14	KESHK M
12 (33') 14	
12 (35') 15	EL AHMAR A
13 (36') 15	
14 (38') 15	
14 (40') 16	KESHK M
15 (41') 16	
16 (44') 16	
16 (44') 17	MOEMEN S
16 (47') 18	EL AHMAR A
17 (48') 18	
18 (50') 18	
19 (51') 18	
19 (52') 19	KESHK M
19 (53') 20	EL AHMAR A
20 (55') 20	
20 (57') 21	MOEMEN S
21 (57') 21	
22 (58') 21	

LEGEND									
G/S	Goals / Shots	%	Efficiency	6m	6-metre Shots	7m	7-metre Shots	9m	9-metre Shots
S/S	Saves / Shots	Wing	Wing Shots	FB	Fast Breaks	BT	Breakthroughs	EX	Exclusions
YC	Yellow Cards	RC	Red Cards	2Min	2 Minute Suspensions				
+	2 Minute + 2 Minute Suspensions								



Match Team Statistics

Ομαδικές Στατιστικές Αγώνα / Statistiques du match par équipe

Match No: 24

FRA 22 - 21 EGY
(11-13) (11-8)

Referees: (5) BRETO V / (6) HUELIN TRILLO J (ESP)

FRA - France

Players		Shots								Offence		Defence		Penalties			TP	
No.	Name	G/S	%	6m	Wing	9m	7m	FB	BT	AS	TF	ST	BS	YC	2Min	RC		EX
1	PLOQUIN Yohann																	23:02
2	FERNANDEZ Jerome	1/5	20	0/1		0/2			1/2	1	1							16:40
3	DINART Didier											2		1				29:10
4	BURDET Cedric	1/7	14	0/2		1/5				3	1	1			1			40:58
5	GILLE Guillaume	0/2	0	0/1		0/1					1							27:30
6	GILLE Bertrand	4/8	50	3/6				1/2				1			1			36:07
7	KERVADEC Gueric	0/2	0	0/2														24:36
8	NARCISSE Daniel	1/4	25	0/1		1/3					1							07:47
9	ANQUETIL Gregory	1/3	33	1/2			0/1			1								30:00
11	GIRAULT Olivier	8/9	89	1/2	5/5		1/1	1/1			3	3		1				60:00
13	KARABATIC Nikola	2/5	40	0/1		1/3			1/1	4	2				1			24:18
16	OMEYER Thierry									1								36:58
17	RICHARDSON Jackson	2/2	100	1/1					1/1	1		1			1			32:54
18	ABATI Joel	2/3	67		1/2			1/1			1				1			30:00
	Bench / Team													1				
	Totals	22/50	44	6/19	6/7	3/14	1/2	3/4	3/4	11	10	6	2	3	5			

Goalkeepers		Total Shots		6m Shots		Wing Shots		9m Shots		7m Shots		Fast Breaks		Breakthroughs	
No.	Name	S/S	%	S/S	%	S/S	%	S/S	%	S/S	%	S/S	%	S/S	%
1	PLOQUIN Yohann	3/10	30	1/1	100	0/3	0	2/3	67	0/1	0	0/2	0		
16	OMEYER Thierry	4/18	22	0/2	0	0/1	0	3/7	43	0/2	0	1/5	20	0/1	0
	Totals	7/28	25	1/3	33	0/4	0	5/10	50	0/3	0	1/7	14	0/1	0

Team Shots	Goals	Saves	Missed	Post	Blocked	Total	%
6m Shots	6	7	1	3	2	19	32
Wing Shots	6		1			7	86
9m Shots	3	7		1	3	14	21
7m Shots	1			1	n/a	2	50
Fast Breaks	3	1				4	75
Breakthroughs	3	1				4	75
Totals	22	16	2	5	5	50	44

Number of Attacks: 50, Scoring Efficiency: 44%



Match Team Statistics

Ομαδικές Στατιστικές Αγώνα / Statistiques du match par équipe

Match No: 24

FRA 22 - 21 EGY
(11-13) (11-8)

Referees: (5) BRETO V / (6) HUELIN TRILLO J (ESP)

FRA - France

Shots Distribution

Players

Goals / Shots

2 FERNANDEZ J

	1/2	

3-Blocked

3 DINART D

4 BURDET C

	1/1	
0/1		0/2

1-Post 2-Blocked

5 GILLE G

	0/1	0/1

6 GILLE B

	0/1	
1/1	1/1	2/2

1-Missed 2-Post

7 KERVADEC G

	0/1	

1-Post

8 NARCISSE D

		1/2
	0/1	0/1

9 ANQUETIL G

	0/1	1/1

1-Post

11 GIRAULT O

	1/1	0/1	1/1
	1/1	4/4	1/1

13 KARABATIC N

0/1	0/1	2/3

17 RICHARDSON J

	1/1	
		1/1

18 ABATI J

		1/1
1/1		

1-Missed

Team

Goals / Shots

1/2	2/2	
1/1	0/2	2/4
3/5	6/11	7/11

2-Missed 5-Post 5-Blocked

Offence

Defence

Goalkeepers

Saves / Shots

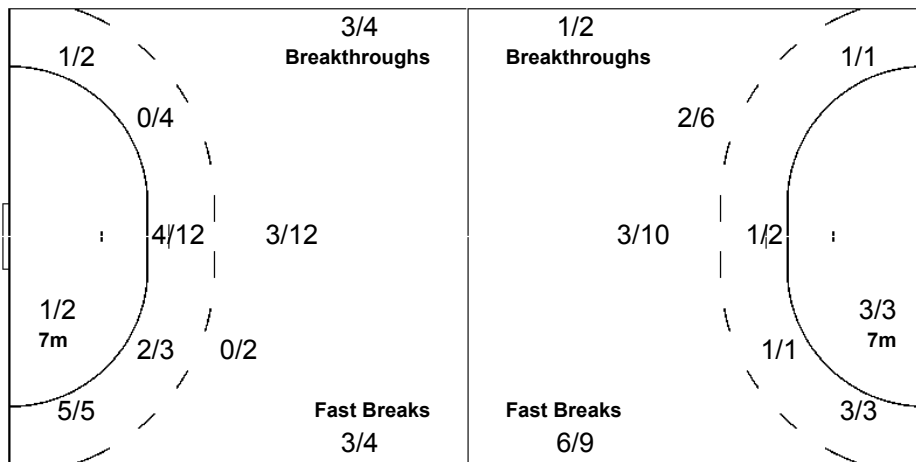
1/6	1/3	1/5
0/2	0/1	0/1
2/4	1/3	0/2

1 PLOQUIN Y

1/3		0/2
2/3	0/1	0/1

16 OMEYER T

0/3	1/3	1/3
0/2	0/1	0/1
0/1	1/2	0/1





Match Team Statistics

Ομαδικές Στατιστικές Αγώνα / Statistiques du match par équipe

Match No: 24

FRA 22 - 21 EGY
(11-13) (11-8)

Referees: (5) BRETO V / (6) HUELIN TRILLO J (ESP)

EGY - Egypt

No.	Name	Shots								Offence		Defence		Penalties				TP
		G/S	%	6m	Wing	9m	7m	FB	BT	AS	TF	ST	BS	YC	2Min	RC	EX	
1	SHARAF ELDIN Mohamad																	
2	MOHAMED Abdalla	3/6	50			2/5		1/1				4		2	1			52:23
6	EL AHMAR Ahmed	5/6	83	0/1	2/2			3/3										56:29
7	HUSSEIN Saber																	01:32
8	FAHIM Wael	1/3	33	1/1				0/2		1	1	2			2			47:28
10	MOEMEN Sherif	3/6	50	1/1	1/1	1/4				2	4							34:26
11	YOUSSEF Ramy																	05:04
12	NAKIB Mohamed																	60:00
13	KARAM Mahmoud												1	1	3	1		26:35
14	RAGAB Marwan											1	1					07:17
15	ABDEL SALAM Mohamed	3/8	38			2/6			1/2	1	4	1						31:53
17	KESHK Mohamed	6/7	86		1/1	0/1	3/3	2/2		1		1			1			58:36
18	EL FAKHARANY Hany	0/1	0					0/1		1	3		2	1	2			31:05
19	YOSRY Hassan											1						07:12
Bench / Team														1				
Totals		21/37	57	2/3	4/4	5/16	3/3	6/9	1/2	6	18	5	5	4	8	1		

No.	Name	Total Shots		6m Shots		Wing Shots		9m Shots		7m Shots		Fast Breaks		Breakthroughs	
		S/S	%	S/S	%	S/S	%	S/S	%	S/S	%	S/S	%	S/S	%
1	SHARAF ELDIN Mohamad														
12	NAKIB Mohamed	16/38	42	7/13	54	0/6	0	7/10	70	0/1	0	1/4	25	1/4	25
Totals		16/38	42	7/13	54	0/6	0	7/10	70	0/1	0	1/4	25	1/4	25

Team Shots	Goals	Saves	Missed	Post	Blocked	Total	%
6m Shots	2	1				3	67
Wing Shots	4					4	100
9m Shots	5	5	2	2	2	16	31
7m Shots	3				n/a	3	100
Fast Breaks	6	1		2		9	67
Breakthroughs	1			1		2	50
Totals	21	7	2	5	2	37	57

Number of Attacks: 50, Scoring Efficiency: 42%



Match Team Statistics

Ομαδικές Στατιστικές Αγώνα / Statistiques du match par équipe

Match No: 24

FRA 22 - 21 EGY
(11-13) (11-8)

Referees: (5) BRETO V / (6) HUELIN TRILLO J (ESP)

EGY - Egypt

Shots Distribution

Players

Goals / Shots

2 MOHAMED A	6 EL AHMAR A	7 HUSSEIN S	8 FAHIM W	10 MOEMEN S	11 YOUSSEF R
1/1	1/1		0/1	1/2	
			1/1	1/1	
0/1	1/2 1/1 2/2			1/1 0/1	
1-Missed			1-Post	1-Blocked	
13 KARAM M	14 RAGAB M	15 ABDEL SALAM M	17 KESHK M	18 EL FAKHARANY H	19 YOSRY H
		1/1 1/1	1/1 1/1 3/3		
		1/1	1/1		
		1-Missed 3-Post 1-Blocked		1-Post	

Team

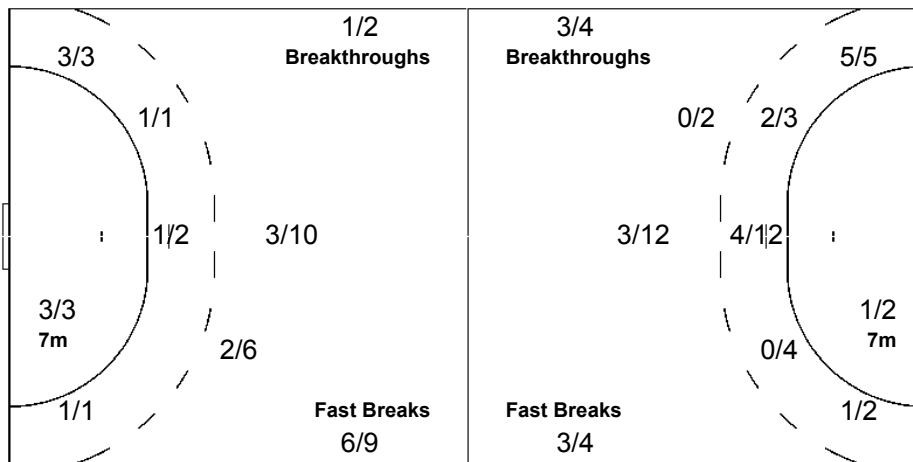
Offence

Defence

Goalkeepers

Goals / Shots

5/6	2/3	4/5
2/2	1/1	1/1
2/4	2/3	2/2
2-Missed	5-Post	2-Blocked



Saves / Shots

1/2	0/2	
0/1	2/2	2/4
2/5	5/11	4/11

1 SHARAF ELDIN M

12 NAKIB M

1/2	0/2	
0/1	2/2	2/4
2/5	5/11	4/11

LEGEND

G/S Goals / Shots	% Efficiency	6m 6-metre Shots	7m 7-metre Shots	9m 9-metre Shots
S/S Saves / Shots	Wing Wing Shots	FB Fast Breaks	BT Breakthroughs	EX Exclusions
AS Assists	TF Technical Faults	ST Steals	BS Blocked Shots	TP Time Played
YC Yellow Cards	RC Red Cards	n/a not applicable	2Min 2 Minute Suspensions	
+ 2 Minute + 2 Minute Suspensions				



Results

Αποτελέσματα / Résultats

Match No: 27

GER 22 - 27 FRA
(12-11) (10-16)

Referees: (17) OIE S / (18) TOGSTAD O (NOR)

RUNNING SCORE

GER - FRA

GER - Germany

Players		Shots								Penalties			
No.	Name	G/S	%	6m	Wing	9m	7m	FB	BT	YC	2Min	RC	EX
1	FRITZ Henning												
4	DRAGUNSKI Mark										1		
5	KRETZSCHMAR Stefan	3/4	75				2/3	1/1					
7	IMMEL Jan Olaf	0/1	0			0/1					1		
8	SCHWARZER Christian	5/7	71	5/6				0/1					
9	PETERSEN Klaus-Dieter										1		
11	ZERBE Volker	4/8	50			4/8				1	1		
12	RAMOTA Christian												
13	BAUR Markus	2/5	40	1/3		1/1	0/1						
14	ZEITZ Christian	0/5	0			0/5							
15	JANSEN Torsten	2/2	100				1/1	1/1					
18	STEPHAN Daniel	1/3	33			1/3				1			
19	KEHRMANN Florian	5/6	83		4/5			1/1					
Bench / Team													
Totals		22/41	54	6/9	4/5	6/18	3/5	3/4		2	4		

Goalkeepers		Saves							
No.	Name	S/S	%	6m	Wing	9m	7m	FB	BT
1	FRITZ Henning	9/29	31	1/8	1/1	5/12	0/4	2/3	0/1
12	RAMOTA Christian	1/8	13	0/5		1/3			
Totals		10/37	27	1/13	1/1	6/15	0/4	2/3	0/1

FRA - France

Players		Shots								Penalties			
No.	Name	G/S	%	6m	Wing	9m	7m	FB	BT	YC	2Min	RC	EX
1	PLOQUIN Yohann												
2	FERNANDEZ Jerome	6/10	60	2/2		4/8					1		
3	DINART Didier										1		
4	BURDET Cedric	0/1	0			0/1							
5	GILLE Guillaume	3/5	60	3/4		0/1				1			
6	GILLE Bertrand	3/3	100	3/3									
7	KERVADEC Gueric	0/1	0			0/1				1	1		
8	NARCISSE Daniel	4/4	100	3/3		1/1							
9	ANQUETIL Gregory	1/2	50	0/1		1/1							
13	KARABATIC Nikola	5/6	83	1/1		2/2	2/2	0/1					
16	OMEYER Thierry												
17	RICHARDSON Jackson												
18	ABATI Joel	1/5	20	0/1		1/4					1		
21	GUIGOU Michael	4/6	67		0/1		2/2	1/2	1/1				
Bench / Team													
Totals		27/43	63	12/15	0/1	9/19	4/4	1/3	1/1	2	4		

Goalkeepers		Saves							
No.	Name	S/S	%	6m	Wing	9m	7m	FB	BT
1	PLOQUIN Yohann	0/1	0				0/1		
16	OMEYER Thierry	10/31	32	2/8	0/4	6/12	1/3	1/4	
Totals		10/32	31	2/8	0/4	6/12	1/4	1/4	

1st Half	
0 (4') 1	ANQUETIL G
0 (5') 2	GUIGOU M
1 (6') 2	
1 (6') 3	GILLE G
2 (7') 3	
2 (7') 4	GILLE B
3 (9') 4	
3 (9') 5	ABATI J
3 (10') 6	FERNANDEZ J
4 (11') 6	
5 (12') 6	
5 (13') 7	GUIGOU M
6 (14') 7	
7 (15') 7	
8 (16') 7	
8 (19') 8	FERNANDEZ J
9 (20') 8	
10 (24') 8	
10 (24') 9	GILLE B
11 (25') 9	
11 (26') 10	KARABATIC N
11 (27') 11	KARABATIC N
12 (30') 11	
2nd Half	
12 (32') 12	KARABATIC N
12 (33') 13	NARCISSE D
13 (34') 13	
13 (35') 14	GUIGOU M
14 (36') 14	
14 (38') 15	GUIGOU M
15 (39') 15	
16 (41') 15	
16 (41') 16	NARCISSE D
16 (42') 17	GILLE B
16 (43') 18	NARCISSE D
17 (44') 18	
17 (45') 19	GILLE G
17 (46') 20	GILLE G
17 (48') 21	KARABATIC N
17 (49') 22	FERNANDEZ J
18 (49') 22	
18 (50') 23	NARCISSE D
19 (51') 23	
19 (51') 24	FERNANDEZ J
20 (52') 24	
20 (54') 25	FERNANDEZ J
20 (55') 26	KARABATIC N
21 (59') 26	
21 (60') 27	FERNANDEZ J
22 (60') 27	

LEGEND									
G/S	Goals / Shots	%	Efficiency	6m	6-metre Shots	7m	7-metre Shots	9m	9-metre Shots
S/S	Saves / Shots	Wing	Wing Shots	FB	Fast Breaks	BT	Breakthroughs	EX	Exclusions
YC	Yellow Cards	RC	Red Cards	2Min	2 Minute Suspensions				
+	2 Minute + 2 Minute Suspensions								



Match Team Statistics

Ομαδικές Στατιστικές Αγώνα / Statistiques du match par équipe

Match No: 27

GER 22 - 27 FRA
(12-11) (10-16)

Referees: (17) OIE S / (18) TOGSTAD O (NOR)

GER - Germany

Players		Shots								Offence		Defence		Penalties				TP
No.	Name	G/S	%	6m	Wing	9m	7m	FB	BT	AS	TF	ST	BS	YC	2Min	RC	EX	
1	FRITZ Henning																	51:02
4	DRAGUNSKI Mark																	06:24
5	KRETZSCHMAR Stefan	3/4	75				2/3	1/1			1	1						21:52
7	IMMEL Jan Olaf	0/1	0			0/1					1				1			09:20
8	SCHWARZER Christian	5/7	71	5/6				0/1		2	2	3						47:21
9	PETERSEN Klaus-Dieter														1			33:18
11	ZERBE Volker	4/8	50			4/8				3	2	1	3	1	1			52:32
12	RAMOTA Christian																	08:58
13	BAUR Markus	2/5	40	1/3		1/1	0/1			1	1							33:32
14	ZEITZ Christian	0/5	0			0/5				2	1							09:14
15	JANSEN Torsten	2/2	100				1/1	1/1			1							43:11
18	STEPHAN Daniel	1/3	33			1/3				1	2	1		1				43:22
19	KEHRMANN Florian	5/6	83		4/5			1/1		4	1							59:54
	Bench / Team																	
Totals		22/41	54	6/9	4/5	6/18	3/5	3/4		13	12	6	3	2	4			

Goalkeepers		Total Shots		6m Shots		Wing Shots		9m Shots		7m Shots		Fast Breaks		Breakthroughs	
No.	Name	S/S	%	S/S	%	S/S	%	S/S	%	S/S	%	S/S	%	S/S	%
1	FRITZ Henning	9/29	31	1/8	13	1/1	100	5/12	42	0/4	0	2/3	67	0/1	0
12	RAMOTA Christian	1/8	13	0/5	0			1/3	33						
Totals		10/37	27	1/13	8	1/1	100	6/15	40	0/4	0	2/3	67	0/1	0

Team Shots	Goals	Saves	Missed	Post	Blocked	Total	%
6m Shots	6	2	1			9	67
Wing Shots	4			1		5	80
9m Shots	6	6	2	2	2	18	33
7m Shots	3	1	1		n/a	5	60
Fast Breaks	3	1				4	75
Breakthroughs							
Totals	22	10	4	3	2	41	54

Number of Attacks: 50, Scoring Efficiency: 44%



Match Team Statistics

Ομαδικές Στατιστικές Αγώνα / Statistiques du match par équipe

Match No: 27

GER 22 - 27 FRA
(12-11) (10-16)

Referees: (17) OIE S / (18) TOGSTAD O (NOR)

GER - Germany

Shots Distribution

Players

Goals / Shots

4 DRAGUNSKI M

5 KRETZSCHMAR S

	1/1	1/1
		1/1

1-Missed

7 IMMEL J

		0/1

8 SCHWARZER C

	1/2	
1/1		
2/2	1/2	

9 PETERSEN K

11 ZERBE V

3/3		
1/1	0/1	0/1

1-Missed

1-Blocked

13 BAUR M

1/1		
0/1		
0/1		1/1

1-Missed

14 ZEITZ C

		0/1

1-Missed 2-Post 1-Blocked

15 JANSEN T

1/1		1/1

18 STEPHAN D

0/1		
1/2		

19 KEHRMANN F

1/1		
3/3	1/1	

1-Post

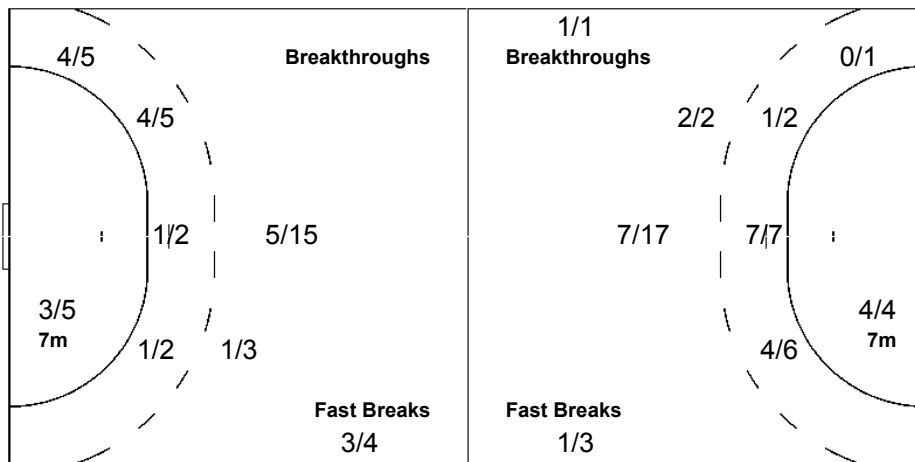
Team

Goals / Shots

5/6	2/3	1/1
2/3		2/2
7/9	2/4	1/4

4-Missed 3-Post 2-Blocked

Offence



Defence

Goalkeepers

Saves / Shots

1/4	1/1	1/2
3/6	1/1	2/4
1/7	0/5	0/7

1 FRITZ H

1/3	1/1	1/2
3/5	1/1	1/3
1/6	0/2	0/6

12 RAMOTA C

0/1		
0/1		1/1
0/1	0/3	0/1



Match Team Statistics

Ομαδικές Στατιστικές Αγώνα / Statistiques du match par équipe

Match No: 27

GER 22 - 27 FRA
(12-11) (10-16)

Referees: (17) OIE S / (18) TOGSTAD O (NOR)

FRA - France

No.	Name	Shots								Offence		Defence		Penalties				TP
		G/S	%	6m	Wing	9m	7m	FB	BT	AS	TF	ST	BS	YC	2Min	RC	EX	
1	PLOQUIN Yohann																	00:50
2	FERNANDEZ Jerome	6/10	60	2/2		4/8				2	4				1			36:03
3	DINART Didier													1				26:01
4	BURDET Cedric	0/1	0			0/1												04:28
5	GILLE Guillaume	3/5	60	3/4		0/1				1			1	1				25:22
6	GILLE Bertrand	3/3	100	3/3						1	1							41:57
7	KERVADEC Gueric	0/1	0			0/1							1	1				36:00
8	NARCISSE Daniel	4/4	100	3/3		1/1				2	2							19:04
9	ANQUETIL Gregory	1/2	50	0/1		1/1					1							21:58
13	KARABATIC Nikola	5/6	83	1/1		2/2	2/2	0/1		5	3	1						26:11
16	OMEYER Thierry																	59:10
17	RICHARDSON Jackson										1							06:17
18	ABATI Joel	1/5	20	0/1		1/4					2				1			59:29
21	GUIGOU Michael	4/6	67		0/1		2/2	1/2	1/1			2						57:10
	Bench / Team																	
	Totals	27/43	63	12/15	0/1	9/19	4/4	1/3	1/1	11	14	3	1	2	4			

No.	Name	Total Shots		6m Shots		Wing Shots		9m Shots		7m Shots		Fast Breaks		Breakthroughs	
		S/S	%	S/S	%	S/S	%	S/S	%	S/S	%	S/S	%	S/S	%
1	PLOQUIN Yohann	0/1	0							0/1	0				
16	OMEYER Thierry	10/31	32	2/8	25	0/4	0	6/12	50	1/3	33	1/4	25		
	Totals	10/32	31	2/8	25	0/4	0	6/12	50	1/4	25	1/4	25		

Team Shots	Goals	Saves	Missed	Post	Blocked	Total	%
6m Shots	12	1	1	1		15	80
Wing Shots		1				1	0
9m Shots	9	6	1		3	19	47
7m Shots	4				n/a	4	100
Fast Breaks	1	2				3	33
Breakthroughs	1					1	100
Totals	27	10	2	1	3	43	63

Number of Attacks: 51, Scoring Efficiency: 53%



Match Team Statistics

Ομαδικές Στατιστικές Αγώνα / Statistiques du match par équipe

Match No: 27

GER 22 - 27 FRA
(12-11) (10-16)

Referees: (17) OIE S / (18) TOGSTAD O (NOR)

FRA - France

Shots Distribution

Players

Goals / Shots

2 FERNANDEZ J

1/1		
	0/1	0/1
1/1	2/2	2/2

2-Blocked

3 DINART D

4 BURDET C

1-Missed

5 GILLE G

1/1		0/1
		1/1
1/1		

1-Blocked

6 GILLE B

		1/1
2/2		

7 KERVADEC G

0/1		

8 NARCISSE D

2/2		
	1/1	1/1

9 ANQUETIL G

1/1		

1-Missed

13 KARABATIC N

	0/1	
2/2	1/1	2/2

17 RICHARDSON J

18 ABATI J

0/2		0/1
	1/1	

1-Post

21 GUIGOU M

0/1		
1/2		1/1
		2/2

Team

Offence

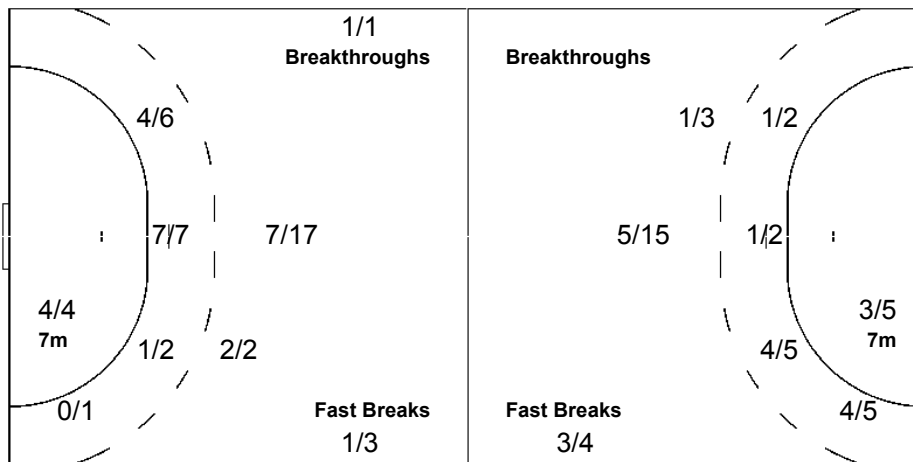
Defence

Goalkeepers

Goals / Shots

3/4	0/1	1/2
3/6	0/1	2/4
6/7	5/5	7/7

2-Missed 1-Post 3-Blocked



Saves / Shots

1/6	1/3	0/1
1/3		0/2
2/9	2/4	3/4

1 PLOQUIN Y

	0/1	

16 OMEYER T

1/6	1/2	0/1
1/3		0/2
2/9	2/4	3/4

LEGEND	G/S Goals / Shots	% Efficiency	6m 6-metre Shots	7m 7-metre Shots	9m 9-metre Shots
S/S Saves / Shots	Wing Wing Shots	FB Fast Breaks	BT Breakthroughs	EX Exclusions	
AS Assists	TF Technical Faults	ST Steals	BS Blocked Shots	TP Time Played	
YC Yellow Cards	RC Red Cards	n/a not applicable	2Min 2 Minute Suspensions		
+ 2 Minute + 2 Minute Suspensions					



Results

Αποτελέσματα / Résultats

Match No: 28

HUN 26 - 22 GRE
(12-12) (14-10)

Referees: (23) POZEZNIK J / (24) REPENSEK D (SLO)

RUNNING SCORE

HUN - GRE

HUN - Hungary

Players		Shots								Penalties			
No.	Name	G/S	%	6m	Wing	9m	7m	FB	BT	YC	2Min	RC	EX
1	SZATHMARI Janos												
2	HARSANYI Gergely Janos												
3	ILYES Ferenc												
4	CSASZAR Gabor												
5	MEZEI Richard	0/1	0	0/1						1			
7	GAL Gyula	2/3	67	2/2				0/1					
8	IVANCSIK Gergo	1/1	100					1/1					
12	FAZEKAS Nandor												
13	DIAZ Ivo	2/5	40			0/2		0/1	2/2				
14	PEREZ Carlos	7/14	50	1/1		3/9	2/2	1/1	0/1				
15	PASZTOR Istvan	3/6	50	0/1	0/1	0/1		3/3		1			
17	LALUSKA Balazs	1/1	100					1/1			1		
19	NAGY Laszlo	6/10	60	1/1		5/8	0/1			1			
24	LENDVAY Peter	4/6	67	0/1		3/3			1/2				
Bench / Team													
Totals		26/47	55	4/7	0/1	11/23	2/3	6/8	3/5	3	1		

Goalkeepers		Saves							
No.	Name	S/S	%	6m	Wing	9m	7m	FB	BT
1	SZATHMARI Janos	14/36	39	1/8	5/10	7/12	0/1	1/3	0/2
12	FAZEKAS Nandor								
Totals		14/36	39	1/8	5/10	7/12	0/1	1/3	0/2

GRE - Greece

Players		Shots								Penalties			
No.	Name	G/S	%	6m	Wing	9m	7m	FB	BT	YC	2Min	RC	EX
2	VOGLIS Enagelos	7/10	70	1/1	5/7			1/2					
4	TZIMOURTOS Dimitrios												
6	VASILAKIS Alexandros	1/2	50			1/2							
7	ZARAVINAS Giorgos												
8	CHATSAOURIAN Gregor	0/1	0		0/1								
9	BALOMENOS Spyros	4/11	36			2/9		1/1	1/1				
10	KOKOLODIMITRAKIS Nikolaos									1	1		
11	GRAMMATIKOS Nikolaos	2/4	50	1/2		1/2							
12	KAFFATOS Dimitrios												
13	ZIVOULOVIC Sasa	2/3	67			1/2	1/1						
16	CHRYSOPOULOS Jiotsa												
17	CHALKIDIS Giorgos	3/4	75	3/3	0/1								
19	ALVANOS Alexis	3/6	50	2/3		0/1		0/1	1/1				
20	KARYPIDIS Savvas	0/3	0		0/3					1			
Bench / Team													
Totals		22/44	50	7/9	5/12	5/16	1/1	2/4	2/2	2	1		

Goalkeepers		Saves							
No.	Name	S/S	%	6m	Wing	9m	7m	FB	BT
12	KAFFATOS Dimitrios								
16	CHRYSOPOULOS Jiotsa	12/38	32	3/7	1/1	5/16	0/2	1/7	2/5
Totals		12/38	32	3/7	1/1	5/16	0/2	1/7	2/5

1st Half	
NAGY L	1 (2') 0
	1 (3') 1
	1 (5') 2
PEREZ C	2 (6') 2
PEREZ C	3 (7') 2
	3 (7') 3
PASZTOR I	4 (8') 3
NAGY L	5 (10') 3
NAGY L	6 (12') 3
	6 (12') 4
	6 (14') 5
	6 (15') 6
	6 (16') 7
PASZTOR I	7 (17') 7
PEREZ C	8 (18') 7
	8 (19') 8
	8 (20') 9
PEREZ C	9 (22') 9
	9 (23') 10
LENDVAY P	10 (24') 10
LENDVAY P	11 (26') 10
LALUSKA B	12 (27') 10
	12 (29') 11
	12 (30') 12
2nd Half	
LENDVAY P	13 (31') 12
	13 (34') 13
NAGY L	14 (35') 13
PASZTOR I	15 (35') 13
	15 (36') 14
PEREZ C	16 (37') 14
PEREZ C	17 (38') 14
	17 (39') 15
IVANCSIK G	18 (40') 15
LENDVAY P	19 (41') 15
GAL G	20 (42') 15
	20 (43') 16
	20 (47') 17
	20 (49') 18
NAGY L	21 (50') 18
DIAZ I	22 (51') 18
	22 (53') 19
GAL G	23 (54') 19
	23 (55') 20
DIAZ I	24 (55') 20
	24 (57') 21
PEREZ C	25 (57') 21
	25 (59') 22
NAGY L	26 (60') 22

LEGEND									
G/S	Goals / Shots	%	Efficiency	6m	6-metre Shots	7m	7-metre Shots	9m	9-metre Shots
S/S	Saves / Shots	Wing	Wing Shots	FB	Fast Breaks	BT	Breakthroughs	EX	Exclusions
YC	Yellow Cards	RC	Red Cards	2Min	2 Minute Suspensions				
+	2 Minute + 2 Minute Suspensions								



Match Team Statistics

Ομαδικές Στατιστικές Αγώνα / Statistiques du match par équipe

Match No: 28

HUN 26 - 22 GRE
(12-12) (14-10)

Referees: (23) POZEZNIK J / (24) REPENSEK D (SLO)

HUN - Hungary

Players		Shots								Offence		Defence		Penalties				TP
No.	Name	G/S	%	6m	Wing	9m	7m	FB	BT	AS	TF	ST	BS	YC	2Min	RC	EX	
1	SZATHMARI Janos									1								60:00
2	HARSANYI Gergely Janos										1							16:20
3	ILYES Ferenc																	00:22
4	CSASZAR Gabor																	
5	MEZEI Richard	0/1	0	0/1							1		1	1				48:37
7	GAL Gyula	2/3	67	2/2				0/1										11:16
8	IVANCSIK Gergo	1/1	100					1/1		1		3						23:24
12	FAZEKAS Nandor																	
13	DIAZ Ivo	2/5	40			0/2		0/1	2/2		2	2						31:15
14	PEREZ Carlos	7/14	50	1/1		3/9	2/2	1/1	0/1	1	3	1						36:43
15	PASZTOR Istvan	3/6	50	0/1	0/1	0/1		3/3		1	1	1		1				59:38
17	LALUSKA Balazs	1/1	100					1/1		1					1			51:01
19	NAGY Laszlo	6/10	60	1/1		5/8	0/1			2	4	1		1				52:39
24	LENDVAY Peter	4/6	67	0/1		3/3			1/2	2	2							28:45
Bench / Team																		
Totals		26/47	55	4/7	0/1	11/23	2/3	6/8	3/5	9	14	8	1	3	1			

Goalkeepers		Total Shots		6m Shots		Wing Shots		9m Shots		7m Shots		Fast Breaks		Breakthroughs	
No.	Name	S/S	%	S/S	%	S/S	%	S/S	%	S/S	%	S/S	%	S/S	%
1	SZATHMARI Janos	14/36	39	1/8	13	5/10	50	7/12	58	0/1	0	1/3	33	0/2	0
12	FAZEKAS Nandor														
Totals		14/36	39	1/8	13	5/10	50	7/12	58	0/1	0	1/3	33	0/2	0

Team Shots	Goals	Saves	Missed	Post	Blocked	Total	%
6m Shots	4	3				7	57
Wing Shots		1				1	0
9m Shots	11	5	2	2	3	23	48
7m Shots	2		1		n/a	3	67
Fast Breaks	6	1	1			8	75
Breakthroughs	3	2				5	60
Totals	26	12	4	2	3	47	55

Number of Attacks: 57, Scoring Efficiency: 46%



Match Team Statistics

Ομαδικές Στατιστικές Αγώνα / Statistiques du match par équipe

Match No: 28

HUN 26 - 22 GRE
(12-12) (14-10)

Referees: (23) POZEZNIK J / (24) REPENSEK D (SLO)

GRE - Greece

No.	Name	Shots								Offence		Defence		Penalties			TP	
		G/S	%	6m	Wing	9m	7m	FB	BT	AS	TF	ST	BS	YC	2Min	RC		EX
2	VOGLIS Enagelos	7/10	70	1/1	5/7			1/2		1								49:17
4	TZIMOURTOS Dimitrios																	12:36
6	VASILAKIS Alexandros	1/2	50			1/2				1								09:12
7	ZARAVINAS Giorgos																	00:52
8	CHATSA TOURIAN Gregor	0/1	0		0/1													10:43
9	BALOMENOS Spyros	4/11	36			2/9		1/1	1/1	4	5	2	2					59:23
10	KOKOLODIMITRAKIS Nikolaos										1	3	1	1	1			31:52
11	GRAMMATIKOS Nikolaos	2/4	50	1/2		1/2					4							23:32
12	KAFFATOS Dimitrios																	
13	ZIVOULOVIC Sasa	2/3	67			1/2	1/1			2	1	1						11:20
16	CHRYSOPOULOS Jiotsa																	60:00
17	CHALKIDIS Giorgos	3/4	75	3/3	0/1						1	2						52:55
19	ALVANOS Alexis	3/6	50	2/3		0/1		0/1	1/1	3	4							50:54
20	KARYPIDIS Savvas	0/3	0		0/3						1	1		1				47:24
Bench / Team																		
Totals		22/44	50	7/9	5/12	5/16	1/1	2/4	2/2	11	17	9	3	2	1			

No.	Name	Total Shots		6m Shots		Wing Shots		9m Shots		7m Shots		Fast Breaks		Breakthroughs	
		S/S	%	S/S	%	S/S	%	S/S	%	S/S	%	S/S	%	S/S	%
12	KAFFATOS Dimitrios														
16	CHRYSOPOULOS Jiotsa	12/38	32	3/7	43	1/1	100	5/16	31	0/2	0	1/7	14	2/5	40
Totals		12/38	32	3/7	43	1/1	100	5/16	31	0/2	0	1/7	14	2/5	40

Team Shots	Goals	Saves	Missed	Post	Blocked	Total	%
6m Shots	7	1		1		9	78
Wing Shots	5	5		2		12	42
9m Shots	5	7	3		1	16	31
7m Shots	1				n/a	1	100
Fast Breaks	2	1	1			4	50
Breakthroughs	2					2	100
Totals	22	14	4	3	1	44	50

Number of Attacks: 57, Scoring Efficiency: 39%



Match Team Statistics

Ομαδικές Στατιστικές Αγώνα / Statistiques du match par équipe

Match No: 28

HUN 26 - 22 GRE
(12-12) (14-10)

Referees: (23) POZEZNIK J / (24) REPENSEK D (SLO)

GRE - Greece

Shots Distribution

Players

Goals / Shots

2 VOGLIS E	4 TZIMOURTOS D	6 VASILAKIS A	7 ZARAVINAS G	8 CHATSATOURIAN G	9 BALOMENOS S
0/1				0/1	1/2
2/2	3/3	1/1			2/4
1-Missed 1-Post		1-Missed			1-Missed 1-Blocked
10 KOKOLODIMITRAKIS N	11 GRAMMATIKOS N	13 ZIVOULOVIC S	17 CHALKIDIS G	19 ALVANOS A	20 KARYPIDIS S
	1/2	1/1	1/1	0/2	
		0/1	1/1	3/3	0/1
	1-Missed		1/1	1-Post	1-Post

Team

Offence

Defence

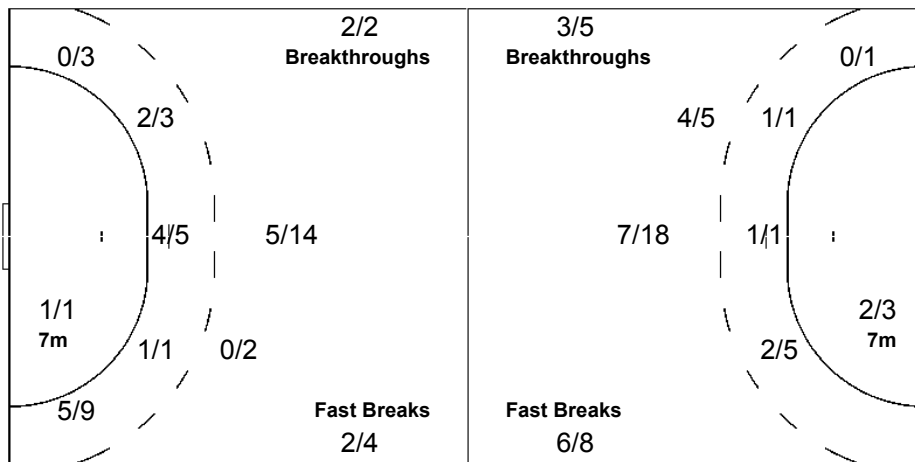
Goalkeepers

Goals / Shots

1/1		2/2
3/10		3/5
8/10	5/5	0/3
4-Missed	3-Post	1-Blocked

Saves / Shots

0/4	2/6	0/3
1/5		5/11
3/4	0/1	1/4



12 KAFFATOS D

16 CHRYSOPOULOS J

0/4	2/6	0/3
1/5		5/11
3/4	0/1	1/4

LEGEND								
G/S Goals / Shots	% Efficiency	6m 6-metre Shots	7m 7-metre Shots	9m 9-metre Shots				
S/S Saves / Shots	Wing Wing Shots	FB Fast Breaks	BT Breakthroughs	EX Exclusions				
AS Assists	TF Technical Faults	ST Steals	BS Blocked Shots	TP Time Played				
YC Yellow Cards	RC Red Cards	n/a not applicable	2Min 2 Minute Suspensions					
+ 2 Minute + 2 Minute Suspensions								



Results

Αποτελέσματα / Résultats

Match No: 30

EGY 22 - 26 BRA
(11-10) (11-16)

Referees: (25) HANSSON P / (26) OLSSON P (SWE)

RUNNING SCORE

EGY - BRA

EGY - Egypt

Players		Shots								Penalties			
No.	Name	G/S	%	6m	Wing	9m	7m	FB	BT	YC	2Min	RC	EX
1	SHARAF ELDIN Mohamad												
6	EL AHMAR Ahmed	2/6	33		0/2	0/1		2/3					
7	HUSSEIN Saber	0/1	0			0/1							
8	FAHIM Wael												
10	MOEMEN Sherif	2/6	33		0/1	2/5							
11	YOUSSEF Ramy	4/5	80		2/3		2/2						
12	NAKIB Mohamed												
13	KARAM Mahmoud	2/3	67			1/2			1/1	1			
14	RAGAB Marwan										1		
15	ABDEL SALAM Mohamed	5/9	56			4/8			1/1				
17	KESHK Mohamed	3/6	50	1/1		0/1	1/1	1/3			1		
18	EL FAKHARANY Hany	0/2	0			0/2				1	1		
19	YOSRY Hassan	4/7	57			1/4			3/3				
Bench / Team													
Totals		22/45	49	1/1	2/6	8/24	3/3	3/6	5/5	2	3		

Goalkeepers		Saves							
No.	Name	S/S	%	6m	Wing	9m	7m	FB	BT
1	SHARAF ELDIN Mohamad	2/7	29		1/2	1/4			0/1
12	NAKIB Mohamed	9/30	30	3/11	2/6	0/3	1/3	2/4	1/3
Totals		11/37	30	3/11	3/8	1/7	1/3	2/4	1/4

BRA - Brazil

Players		Shots								Penalties			
No.	Name	G/S	%	6m	Wing	9m	7m	FB	BT	YC	2Min	RC	EX
2	KOJOROSKI Jaqson	6/9	67	3/4		2/4			1/1			1	1
4	SILVA Adalberto	4/9	44	0/1	1/1	2/5	0/1		1/1	1	1		
5	NASCIMENTO Jose										1		
6	ALVES JUNIOR Jair Henrique	3/4	75	1/1	2/3								
7	RUY Renato	2/7	29	1/2	1/4				0/1				
8	SOUZA Bruno	5/9	56	1/1		2/4	2/2	0/1	0/1				
9	MATOS Agberto										2		
10	JUSTINO Helio	3/7	43	1/2	1/2			1/3					
11	BALDACIN Daniel	1/1	100	1/1						1	1		
12	VASCONCELOS Alexandre												
14	MAZIERO Ivan Bruno	2/2	100					1/1	1/1		1		
16	SANTOS Marcos Paulo												
18	SANTANA Bruno												
20	SILVA Gustavo Henrique												
Bench / Team													
Totals		26/48	54	8/12	5/10	6/13	2/3	2/5	3/5	2	7	1	

Goalkeepers		Saves							
No.	Name	S/S	%	6m	Wing	9m	7m	FB	BT
12	VASCONCELOS Alexandre	8/19	42	0/1	1/2	5/9	0/1	2/4	0/2
16	SANTOS Marcos Paulo	8/19	42		3/4	5/9	0/2	0/1	0/3
Totals		16/38	42	0/1	4/6	10/18	0/3	2/5	0/5

1st Half	
0 (1')	1 SILVA A
1 (2')	1
2 (3')	1 ABDEL SALAM M
2 (4')	2 JUSTINO H
3 (6')	2 KESHK M
4 (7')	2 KESHK M
5 (9')	2 YOSRY H
5 (10')	3 BALDACIN D
6 (12')	3 YOSRY H
7 (12')	3 EL AHMAR A
7 (13')	4 JUSTINO H
8 (13')	4 MOEMEN S
8 (15')	5 KOJOROSKI J
8 (21')	6 KOJOROSKI J
8 (23')	7 SOUZA B
9 (23')	7 ABDEL SALAM M
10 (24')	7 YOSRY H
10 (25')	8 KOJOROSKI J
10 (26')	9 JUSTINO H
11 (27')	9 YOUSSEF R
11 (30')	10 SOUZA B

2nd Half	
12 (32')	10 ABDEL SALAM M
13 (35')	10 YOUSSEF R
13 (36')	11 SILVA A
13 (37')	12 SILVA A
13 (39')	13 KOJOROSKI J
13 (41')	14 SOUZA B
13 (42')	15 KOJOROSKI J
14 (43')	15 KARAM M
15 (45')	15 ABDEL SALAM M
15 (46')	16 SOUZA B
16 (46')	16 YOUSSEF R
16 (47')	17 ALVES JUNIOR J
17 (48')	17 YOSRY H
17 (48')	18 SILVA A
18 (49')	18 ABDEL SALAM M
18 (49')	19 KOJOROSKI J
19 (51')	19 YOUSSEF R
19 (52')	20 SOUZA B
20 (52')	20 KARAM M
20 (53')	21 ALVES JUNIOR J
20 (55')	22 MAZIERO I
20 (55')	23 ALVES JUNIOR J
20 (57')	24 RUY R
21 (58')	24 MOEMEN S
22 (59')	24 EL AHMAR A
22 (59')	25 RUY R
22 (60')	26 MAZIERO I

LEGEND									
G/S	Goals / Shots	%	Efficiency	6m	6-metre Shots	7m	7-metre Shots	9m	9-metre Shots
S/S	Saves / Shots	Wing	Wing Shots	FB	Fast Breaks	BT	Breakthroughs	EX	Exclusions
YC	Yellow Cards	RC	Red Cards	2Min	2 Minute Suspensions				
+	2 Minute + 2 Minute Suspensions								



Match Team Statistics

Ομαδικές Στατιστικές Αγώνα / Statistiques du match par équipe

Match No: 30

EGY 22 - 26 BRA
(11-10) (11-16)

Referees: (25) HANSSON P / (26) OLSSON P (SWE)

EGY - Egypt

Players		Shots								Offence		Defence		Penalties				TP
No.	Name	G/S	%	6m	Wing	9m	7m	FB	BT	AS	TF	ST	BS	YC	2Min	RC	EX	
1	SHARAF ELDIN Mohamad																	11:52
6	EL AHMAR Ahmed	2/6	33		0/2	0/1		2/3			2	1						44:28
7	HUSSEIN Saber	0/1	0			0/1												08:06
8	FAHIM Wael									2	2	1						49:54
10	MOEMEN Sherif	2/6	33		0/1	2/5					2							30:23
11	YOUSSEF Ramy	4/5	80		2/3		2/2											41:04
12	NAKIB Mohamed									1								48:08
13	KARAM Mahmoud	2/3	67			1/2			1/1				2	1				30:05
14	RAGAB Marwan											1	2		1			27:44
15	ABDEL SALAM Mohamed	5/9	56			4/8			1/1	1	3	1						35:41
17	KESHK Mohamed	3/6	50	1/1		0/1	1/1	1/3			2					1		31:51
18	EL FAKHARANY Hany	0/2	0			0/2						1		1	1			34:55
19	YOSRY Hassan	4/7	57			1/4			3/3		1							25:49
Bench / Team																		
Totals		22/45	49	1/1	2/6	8/24	3/3	3/6	5/5	4	12	5	4	2	3			

Goalkeepers		Total Shots		6m Shots		Wing Shots		9m Shots		7m Shots		Fast Breaks		Breakthroughs	
No.	Name	S/S	%	S/S	%	S/S	%	S/S	%	S/S	%	S/S	%	S/S	%
1	SHARAF ELDIN Mohamad	2/7	29			1/2	50	1/4	25					0/1	0
12	NAKIB Mohamed	9/30	30	3/11	27	2/6	33	0/3	0	1/3	33	2/4	50	1/3	33
Totals		11/37	30	3/11	27	3/8	38	1/7	14	1/3	33	2/4	50	1/4	25

Team Shots	Goals	Saves	Missed	Post	Blocked	Total	%
6m Shots	1					1	100
Wing Shots	2	4				6	33
9m Shots	8	10	5		1	24	33
7m Shots	3				n/a	3	100
Fast Breaks	3	2	1			6	50
Breakthroughs	5					5	100
Totals	22	16	6		1	45	49

Number of Attacks: 53, Scoring Efficiency: 42%



Match Team Statistics

Ομαδικές Στατιστικές Αγώνα / Statistiques du match par équipe

Match No: 30

EGY 22 - 26 BRA
(11-10) (11-16)

Referees: (25) HANSSON P / (26) OLSSON P (SWE)

EGY - Egypt

Shots Distribution

Players

Goals / Shots

6 EL AHMAR A 2/2 0/1 0/1 0/1 0/1 1-Missed	7 HUSSEIN S 1-Missed	8 FAHIM W	10 MOEMEN S 0/1 2/2 0/1 2-Missed	11 YOUSSEF R 1/1 0/1 2/2 1/1	13 KARAM M 1/1 1/2
14 RAGAB M	15 ABDEL SALAM M 0/2 1/2 1/1 1/1 2/2 1-Missed	17 KESHK M 0/1 1/1 0/2 1/1 1/1	18 EL FAKHARANY H 1-Missed	19 YOSRY H 0/1 0/1 2/2 1/1 1/1 1-Blocked	

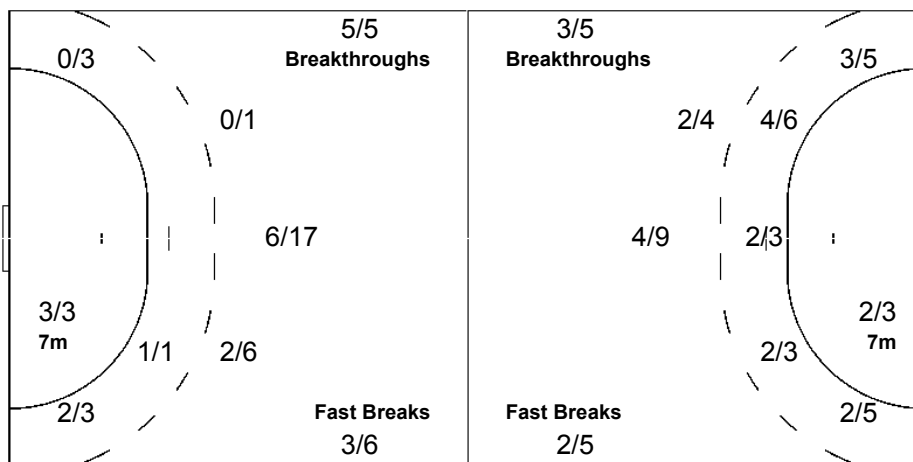
Team

Goals / Shots

2/4	0/2	3/4
1/5		1/5
5/5	4/4	6/9

6-Missed 1-Blocked

Offence



Goalkeepers

Saves / Shots

1/1	2/6	0/2
1/4	1/3	1/4
2/6	2/4	1/7

1 SHARAF ELDIN M

1/1	1/3	
0/1		0/1
		0/1

12 NAKIB M

	1/3	0/2
1/3	1/3	1/3
2/6	2/4	1/6



Match Team Statistics

Ομαδικές Στατιστικές Αγώνα / Statistiques du match par équipe

Match No: 30

EGY 22 - 26 BRA
(11-10) (11-16)

Referees: (25) HANSSON P / (26) OLSSON P (SWE)

BRA - Brazil

Players		Shots								Offence		Defence		Penalties			TP	
No.	Name	G/S	%	6m	Wing	9m	7m	FB	BT	AS	TF	ST	BS	YC	2Min	RC		EX
2	KOJOROSKI Jaqson	6/9	67	3/4		2/4			1/1	1	1							42:51
4	SILVA Adalberto	4/9	44	0/1	1/1	2/5	0/1		1/1	1	3			1	1			48:11
5	NASCIMENTO Jose													1				07:57
6	ALVES JUNIOR Jair Henrique	3/4	75	1/1	2/3							1						30:00
7	RUY Renato	2/7	29	1/2	1/4				0/1		1							55:20
8	SOUZA Bruno	5/9	56	1/1		2/4	2/2	0/1	0/1	4	2							33:21
9	MATOS Agberto									1					2			20:55
10	JUSTINO Helio	3/7	43	1/2	1/2			1/3										33:08
11	BALDACIN Daniel	1/1	100	1/1							1		1	1	1			43:15
12	VASCONCELOS Alexandre										1							30:00
14	MAZIERO Ivan Bruno	2/2	100					1/1	1/1	1	1	1			1			21:22
16	SANTOS Marcos Paulo																	30:00
18	SANTANA Bruno																	01:16
20	SILVA Gustavo Henrique									1	2	1						22:24
Bench / Team																		
Totals		26/48	54	8/12	5/10	6/13	2/3	2/5	3/5	9	12	3	1	2	7	1		

Goalkeepers		Total Shots		6m Shots		Wing Shots		9m Shots		7m Shots		Fast Breaks		Breakthroughs	
No.	Name	S/S	%	S/S	%	S/S	%	S/S	%	S/S	%	S/S	%	S/S	%
12	VASCONCELOS Alexandre	8/19	42	0/1	0	1/2	50	5/9	56	0/1	0	2/4	50	0/2	0
16	SANTOS Marcos Paulo	8/19	42			3/4	75	5/9	56	0/2	0	0/1	0	0/3	0
Totals		16/38	42	0/1	0	4/6	67	10/18	56	0/3	0	2/5	40	0/5	0

Team Shots	Goals	Saves	Missed	Post	Blocked	Total	%
6m Shots	8	3		1		12	67
Wing Shots	5	3	1	1		10	50
9m Shots	6	1		1	5	13	46
7m Shots	2	1			n/a	3	67
Fast Breaks	2	2	1			5	40
Breakthroughs	3	1	1			5	60
Totals	26	11	3	3	5	48	54

Number of Attacks: 54, Scoring Efficiency: 48%



Match Team Statistics

Ομαδικές Στατιστικές Αγώνα / Statistiques du match par équipe

Match No: 30

EGY 22 - 26 BRA
(11-10) (11-16)

Referees: (25) HANSSON P / (26) OLSSON P (SWE)

BRA - Brazil

Shots Distribution

Players

Goals / Shots

2 KOJOROSKI J

	1/1	
		1/1
1/1	1/2	2/2

2-Blocked

4 SILVA A

	1/1	
1/2		
		2/3

3-Blocked

5 NASCIMENTO J

6 ALVES JUNIOR J

	1/1	1/1
		1/1

1-Post

7 RUY R

	0/2	
1/1	1/1	
0/1	0/1	

1-Missed

8 SOUZA B

0/1		
		2/2
2/3		1/1

1-Missed 1-Post

9 MATOS A

10 JUSTINO H

		1/1
1/1	0/1	0/1
1/1		

1-Missed 1-Post

11 BALDACIN D

	1/1	

14 MAZIERO I

	1/1	
	1/1	

18 SANTANA B

20 SILVA G

Team

Offence

Defence

Goalkeepers

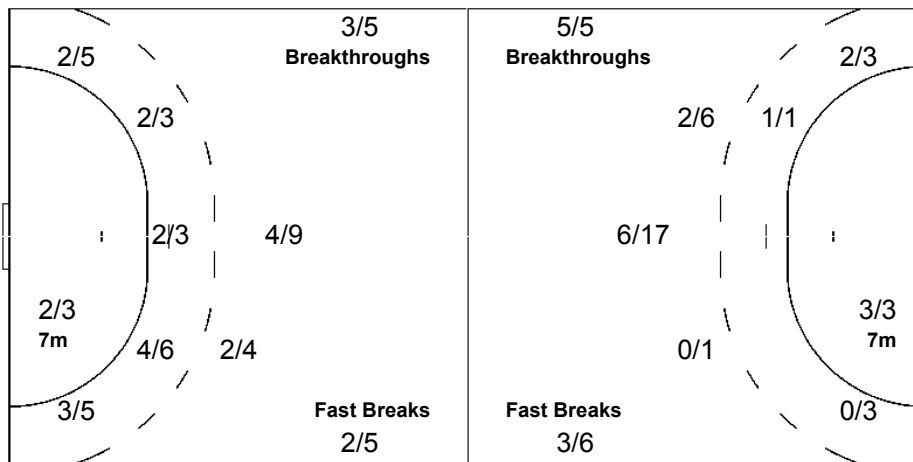
Goals / Shots

0/1	4/6	2/2
3/4	2/3	3/4
4/6	2/4	6/7

3-Missed 3-Post 5-Blocked

Saves / Shots

2/4	2/2	1/4
4/5		4/5
0/5	0/4	3/9



12 VASCONCELOS A

1/2	1/1	0/2
4/5		1/2
0/3		1/4

16 SANTOS M

1/2	1/1	1/2
		3/3
0/2	0/4	2/5

LEGEND									
G/S	Goals / Shots	%	Efficiency	6m	6-metre Shots	7m	7-metre Shots	9m	9-metre Shots
S/S	Saves / Shots	Wing	Wing Shots	FB	Fast Breaks	BT	Breakthroughs	EX	Exclusions
AS	Assists	TF	Technical Faults	ST	Steals	BS	Blocked Shots	TP	Time Played
YC	Yellow Cards	RC	Red Cards	n/a	not applicable	2Min	2 Minute Suspensions		
+	2 Minute + 2 Minute Suspensions								



Results

Αποτελέσματα / Résultats

Match No: 31

SLO 30 - 24 EGY
(11-13) (19-11)

Referees: (21) GARDINOVACKI Z / (22) MARIC B (SCG)

RUNNING SCORE

SLO - EGY

SLO - Slovenia

Players		Shots								Penalties			
No.	Name	G/S	%	6m	Wing	9m	7m	FB	BT	YC	2Min	RC	EX
1	PODPECAN Dusan												
2	KOZLINA Miladin	2/2	100	1/1				1/1			1		
4	VUGRINEC Renato												
6	KASTELIC Andrej	3/5	60	2/3	0/1		1/1						
7	KAVTICNIK Vid	4/8	50	1/2		2/4	0/1	1/1					
8	OSTIR Marko	0/1	0					0/1					
9	NATEK Jure	1/2	50	0/1		1/1					1		
13	TOMSIC Tomaz	2/3	67	2/3							1		
14	RUTENKA Sjarhei	4/8	50	1/2	1/1	1/3	1/2						
15	PAJOVIC Ales	2/5	40	1/1		1/4					3	1	
16	LAPAJNE Beno												
17	BRUMEN Matjaz	6/11	55	2/3	3/4	0/2		1/2			1		
18	ZORMAN Uros												
20	ZVIZEJ Luka	6/10	60	1/2		1/4	1/1	1/1	2/2	1			
Bench / Team													
Totals		30/55	55	11/18	4/6	6/18	3/5	4/6	2/2	1	7	1	

Goalkeepers		Saves							
No.	Name	S/S	%	6m	Wing	9m	7m	FB	BT
1	PODPECAN Dusan	5/14	36		1/2	1/7	2/2	1/3	
16	LAPAJNE Beno	11/26	42	4/8	2/5	5/8	0/1		0/4
Totals		16/40	40	4/8	3/7	6/15	2/3	1/3	0/4

EGY - Egypt

Players		Shots								Penalties			
No.	Name	G/S	%	6m	Wing	9m	7m	FB	BT	YC	2Min	RC	EX
1	SHARAF ELDIN Mohamad												
6	EL AHMAR Ahmed	5/8	63		3/5	1/2			1/1				
7	HUSSEIN Saber												
8	FAHIM Wael	1/1	100	1/1									
10	MOEMEN Sherif	3/9	33	0/1	0/2	2/4	0/1	1/1					
11	YOUSSEF Ramy	0/1	0				0/1				1		
12	NAKIB Mohamed												
13	KARAM Mahmoud	3/8	38			3/8				1	2		
14	RAGAB Marwan												
15	ABDEL SALAM Mohamed	2/8	25	1/2		0/5			1/1				
17	KESHK Mohamed	4/7	57		1/2		1/2	1/2	1/1		1		
18	EL FAKHARANY Hany										1		
19	YOSRY Hassan	6/9	67	2/4		3/4			1/1				
Bench / Team													
Totals		24/51	47	4/8	4/9	9/23	1/4	2/3	4/4	1	5		

Goalkeepers		Saves							
No.	Name	S/S	%	6m	Wing	9m	7m	FB	BT
1	SHARAF ELDIN Mohamad	8/28	29	6/13	0/2	2/6	0/3	0/3	0/1
12	NAKIB Mohamed	2/12	17	0/4	0/2	1/3	1/1	0/1	0/1
Totals		10/40	25	6/17	0/4	3/9	1/4	0/4	0/2

1st Half		
ZVIZEJ L	1 (4')	0
	1 (5')	1
	1 (6')	2
NATEK J	2 (7')	2
	2 (8')	3
	2 (10')	4
KOZLINA M	3 (14')	4
	3 (14')	5
ZVIZEJ L	4 (16')	5
	4 (18')	6
KAVTICNIK V	5 (19')	6
KASTELIC A	6 (20')	6
	6 (21')	7
	6 (22')	8
	6 (23')	9
KAVTICNIK V	7 (24')	9
	7 (25')	10
RUTENKA S	8 (25')	10
	8 (26')	11
ZVIZEJ L	9 (26')	11
	9 (28')	12
RUTENKA S	10 (28')	12
KASTELIC A	11 (30')	12
	11 (30')	13
2nd Half		
	11 (31')	14
TOMSIC T	12 (31')	14
	12 (32')	15
TOMSIC T	13 (33')	15
	13 (34')	16
RUTENKA S	14 (34')	16
KAVTICNIK V	15 (35')	16
BRUMEN M	16 (37')	16
BRUMEN M	17 (38')	16
PAJOVIC A	18 (39')	16
	18 (39')	17
BRUMEN M	19 (40')	17
BRUMEN M	20 (41')	17
BRUMEN M	21 (43')	17
	21 (45')	18
BRUMEN M	22 (45')	18
	22 (45')	19
PAJOVIC A	23 (47')	19
ZVIZEJ L	24 (48')	19
KAVTICNIK V	25 (49')	19
KOZLINA M	26 (49')	19
	26 (50')	20
	26 (53')	21
	26 (55')	22
RUTENKA S	27 (56')	22
	27 (57')	23
KASTELIC A	28 (57')	23
	28 (59')	24
ZVIZEJ L	29 (59')	24
ZVIZEJ L	30 (60')	24

LEGEND									
G/S	Goals / Shots	%	Efficiency	6m	6-metre Shots	7m	7-metre Shots	9m	9-metre Shots
S/S	Saves / Shots	Wing	Wing Shots	FB	Fast Breaks	BT	Breakthroughs	EX	Exclusions
YC	Yellow Cards	RC	Red Cards	2Min	2 Minute Suspensions				
+	2 Minute + 2 Minute Suspensions								



Match Team Statistics

Ομαδικές Στατιστικές Αγώνα / Statistiques du match par équipe

Match No: 31

SLO 30 - 24 EGY
(11-13) (19-11)

Referees: (21) GARDINOVACKI Z / (22) MARIC B (SCG)

SLO - Slovenia

Players		Shots								Offence		Defence		Penalties			TP	
No.	Name	G/S	%	6m	Wing	9m	7m	FB	BT	AS	TF	ST	BS	YC	2Min	RC		EX
1	PODPECAN Dusan																	18:46
2	KOZLINA Miladin	2/2	100	1/1				1/1			1		1		1			32:08
4	VUGRINEC Renato																	
6	KASTELIC Andrej	3/5	60	2/3	0/1		1/1			1	2	1						55:03
7	KAVTICNIK Vid	4/8	50	1/2		2/4	0/1	1/1		3	1		1					27:57
8	OSTIR Marko	0/1	0					0/1										19:51
9	NATEK Jure	1/2	50	0/1		1/1				1	1	1			1			35:06
13	TOMSIC Tomaz	2/3	67	2/3						1			1		1			35:13
14	RUTENKA Siarhei	4/8	50	1/2	1/1	1/3	1/2			2	2							25:24
15	PAJOVIC Ales	2/5	40	1/1		1/4					2	1	1		3	1		28:46
16	LAPAJNE Beno										2							41:14
17	BRUMEN Matjaz	6/11	55	2/3	3/4	0/2		1/2			1	1			1			41:21
18	ZORMAN Uros																	
20	ZVIZEJ Luka	6/10	60	1/2		1/4	1/1	1/1	2/2	5	2			1				59:11
Bench / Team																		
Totals		30/55	55	11/18	4/6	6/18	3/5	4/6	2/2	13	14	4	4	1	7	1		

Goalkeepers		Total Shots		6m Shots		Wing Shots		9m Shots		7m Shots		Fast Breaks		Breakthroughs	
No.	Name	S/S	%	S/S	%	S/S	%	S/S	%	S/S	%	S/S	%	S/S	%
1	PODPECAN Dusan	5/14	36			1/2	50	1/7	14	2/2	100	1/3	33		
16	LAPAJNE Beno	11/26	42	4/8	50	2/5	40	5/8	63	0/1	0			0/4	0
Totals		16/40	40	4/8	50	3/7	43	6/15	40	2/3	67	1/3	33	0/4	0

Team Shots	Goals	Saves	Missed	Post	Blocked	Total	%
6m Shots	11	6		1		18	61
Wing Shots	4		1	1		6	67
9m Shots	6	3	4	2	3	18	33
7m Shots	3	1	1		n/a	5	60
Fast Breaks	4		2			6	67
Breakthroughs	2					2	100
Totals	30	10	8	4	3	55	55

Number of Attacks: 62, Scoring Efficiency: 48%



Match Team Statistics

Ομαδικές Στατιστικές Αγώνα / Statistiques du match par équipe

Match No: 31

SLO 30 - 24 EGY
(11-13) (19-11)

Referees: (21) GARDINOVACKI Z / (22) MARIC B (SCG)

SLO - Slovenia

Shots Distribution

Players

Goals / Shots

2 KOZLINA M	4 VUGRINEC R	6 KASTELIC A	7 KAVTICNIK V	8 OSTIR M	9 NATEK J
		1/1 0/1 1/1	2/2 0/1 2/3		1/1 0/1
		1-Post	1-Missed 1-Post	1-Missed	
13 TOMSIC T	14 RUTENKA S	15 PAJOVIC A	17 BRUMEN M	18 ZORMAN U	20 ZVIZEJ L
1/1 0/1 1/1	0/1 1/1 0/1 3/3	2/2	1/1 1/1 3/3 1/1		1/1 0/2 3/3
	1-Blocked	1-Missed 2-Blocked	4-Missed 1-Post		1-Missed 1-Post

Team

Offence

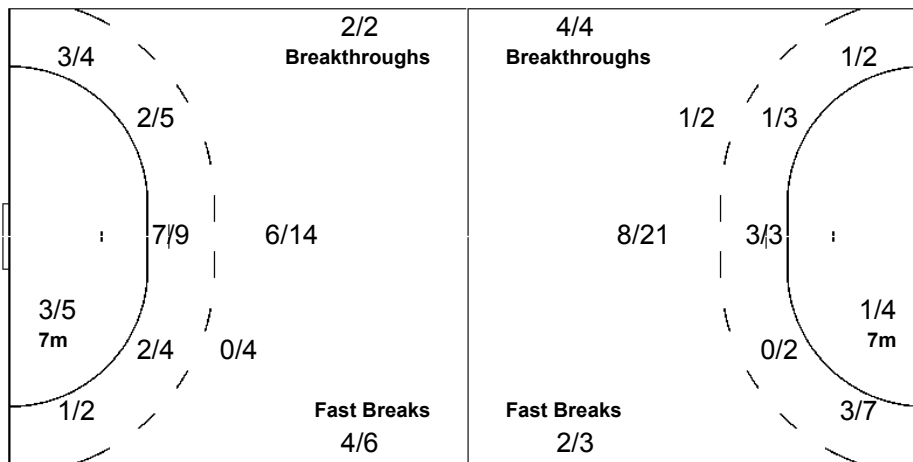
Defence

Goalkeepers

Goals / Shots

7/7	1/1	1/1
2/6	0/1	4/6
10/11	0/1	5/6

8-Missed 4-Post 3-Blocked



Saves / Shots

1/4	2/4	0/5
5/6	3/3	3/4
0/6	1/3	1/5

1 PODPECAN D

0/1	2/2	0/3
2/3		1/1
0/2	0/1	0/1

16 LAPAJNE B

1/3	0/2	0/2
3/3	3/3	2/3
0/4	1/2	1/4



Match Team Statistics

Ομαδικές Στατιστικές Αγώνα / Statistiques du match par équipe

Match No: 31

SLO 30 - 24 EGY
(11-13) (19-11)

Referees: (21) GARDINOVACKI Z / (22) MARIC B (SCG)

EGY - Egypt

No.	Name	Shots								Offence		Defence		Penalties				TP
		G/S	%	6m	Wing	9m	7m	FB	BT	AS	TF	ST	BS	YC	2Min	RC	EX	
1	SHARAF ELDIN Mohamad											1						47:23
6	EL AHMAR Ahmed	5/8	63		3/5	1/2				1/1	1	3	1					50:22
7	HUSSEIN Saber																	
8	FAHIM Wael	1/1	100	1/1								1						42:18
10	MOEMEN Sherif	3/9	33	0/1	0/2	2/4	0/1	1/1		1								33:24
11	YOUSSEF Ramy	0/1	0				0/1								1			18:05
12	NAKIB Mohamed																	12:37
13	KARAM Mahmoud	3/8	38			3/8					2		1	1	2			40:08
14	RAGAB Marwan																	02:20
15	ABDEL SALAM Mohamed	2/8	25	1/2		0/5			1/1		2	1						28:40
17	KESHK Mohamed	4/7	57		1/2		1/2	1/2	1/1		3	1	1		1			52:19
18	EL FAKHARANY Hany												1		1			33:19
19	YOSRY Hassan	6/9	67	2/4		3/4			1/1	2	4	2	1					59:05
Bench / Team																		
Totals		24/51	47	4/8	4/9	9/23	1/4	2/3	4/4	4	15	6	4	1	5			

Goalkeepers		Total Shots		6m Shots		Wing Shots		9m Shots		7m Shots		Fast Breaks		Breakthroughs	
No.	Name	S/S	%	S/S	%	S/S	%	S/S	%	S/S	%	S/S	%	S/S	%
1	SHARAF ELDIN Mohamad	8/28	29	6/13	46	0/2	0	2/6	33	0/3	0	0/3	0	0/1	0
12	NAKIB Mohamed	2/12	17	0/4	0	0/2	0	1/3	33	1/1	100	0/1	0	0/1	0
Totals		10/40	25	6/17	35	0/4	0	3/9	33	1/4	25	0/4	0	0/2	0

Team Shots	Goals	Saves	Missed	Post	Blocked	Total	%
6m Shots	4	4				8	50
Wing Shots	4	3		2		9	44
9m Shots	9	6	5	2	1	23	39
7m Shots	1	2	1		n/a	4	25
Fast Breaks	2	1				3	67
Breakthroughs	4					4	100
Totals	24	16	6	4	1	51	47

Number of Attacks: 61, Scoring Efficiency: 39%



Match Team Statistics

Ομαδικές Στατιστικές Αγώνα / Statistiques du match par équipe

Match No: 31

SLO 30 - 24 EGY
(11-13) (19-11)

Referees: (21) GARDINOVACKI Z / (22) MARIC B (SCG)

EGY - Egypt

Players

Goals / Shots

6 EL AHMAR A

1/1	1/1	1/1
		0/1
2/2		

2-Post

7 HUSSEIN S

8 FAHIM W

1/1		

10 MOEMEN S

1/1		1/1
0/1	0/1	0/1
1/1		0/1

1-Missed 1-Post

11 YOUSSEF R

1-Missed

13 KARAM M

1/1	1/2	1/1
0/1		

2-Missed 1-Post

14 RAGAB M

15 ABDEL SALAM M

0/1	0/2	
	1/2	1/1

2-Missed

17 KESHK M

	0/1	1/1
0/2		
1/1		2/2

18 EL FAKHARANY H

19 YOSRY H

0/1		1/1
1/1		1/2
1/1	1/1	1/1

1-Blocked

Shots Distribution

Team

Offence

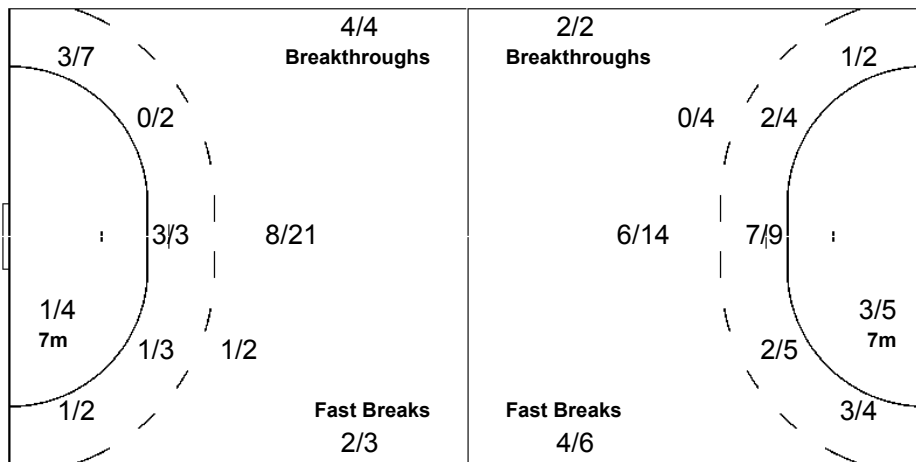
Defence

Goalkeepers

Goals / Shots

3/4	2/4	5/5
1/6	0/3	1/4
6/6	2/3	4/5

6-Missed 4-Post 1-Blocked



Saves / Shots

0/7	0/1	0/1
4/6	1/1	2/6
1/11	1/1	1/6

1 SHARAF ELDIN M

0/7		0/1
3/3		2/5
1/6	1/1	1/5

12 NAKIB M

	0/1	
1/3	1/1	0/1
0/5		0/1

LEGEND

G/S Goals / Shots	% Efficiency	6m 6-metre Shots	7m 7-metre Shots	9m 9-metre Shots
S/S Saves / Shots	Wing Wing Shots	FB Fast Breaks	BT Breakthroughs	EX Exclusions
AS Assists	TF Technical Faults	ST Steals	BS Blocked Shots	TP Time Played
YC Yellow Cards	RC Red Cards	n/a not applicable	2Min 2 Minute Suspensions	
+ 2 Minute + 2 Minute Suspensions				



Results

Αποτελέσματα / Résultats

Match No: 32

BRA 25 - 29 ISL
(11-13) (14-16)

Referees: (3) HASSAN H / (4) ALY Y (EGY)

RUNNING SCORE

BRA - ISL

BRA - Brazil

Players		Shots								Penalties			
No.	Name	G/S	%	6m	Wing	9m	7m	FB	BT	YC	2Min	RC	EX
2	KOJOROSKI Jaqson	2/4	50			1/3			1/1				
4	SILVA Adalberto	5/13	38	1/1		2/10	2/2						
5	NASCIMENTO Jose	1/2	50		1/1	0/1							
6	ALVES JUNIOR Jair Henrique	1/2	50					1/2			1		
7	RUY Renato	6/6	100		2/2			4/4					
8	SOUZA Bruno	6/12	50	1/1		4/10			1/1				
9	MATOS Agberto												
10	JUSTINO Helio	2/4	50		1/1	0/2		1/1					
11	BALDACIN Daniel	0/2	0	0/2						1	3	1	
12	VASCONCELOS Alexandre									1			
14	MAZIERO Ivan Bruno	1/2	50	1/2							1		
16	SANTOS Marcos Paulo												
18	SANTANA Bruno	1/3	33			1/3							
20	SILVA Gustavo Henrique									1			
Bench / Team													
Totals		25/50	50	3/6	4/4	8/29	2/2	6/7	2/2	3	5	1	

Goalkeepers		Saves							
No.	Name	S/S	%	6m	Wing	9m	7m	FB	BT
12	VASCONCELOS Alexandre	5/17	29	2/5	1/2	2/4	0/2	0/3	0/1
16	SANTOS Marcos Paulo	7/24	29	1/9	0/3	5/6	0/1	1/2	0/3
Totals		12/41	29	3/14	1/5	7/10	0/3	1/5	0/4

ISL - Iceland

Players		Shots								Penalties			
No.	Name	G/S	%	6m	Wing	9m	7m	FB	BT	YC	2Min	RC	EX
1	ERADZE Roland												
2	SIGHVATSSON Robert	2/3	67	1/2					1/1				
4	JONSSON Einar Orn	2/3	67		1/2			1/1		1			
5	SIGURDSSON Sigfus	2/3	67	2/3							1		
6	SIGURDSSON Dagur	0/1	0			0/1							
8	GYLFASSON Gyli	1/3	33	1/1		0/1		0/1					
9	SIGURDSSON Gudjon Valur	8/10	80	3/4	2/2	0/1		2/2	1/1				
10	GUDJONSSON Snorri Steinn	2/3	67	1/1		0/1			1/1				
11	STEFANSSON Olafur	3/7	43	0/1		1/4	2/2			1			
12	HRAFINKELSSON Gudmundur												
13	SIGTRYGGSSON Runar	1/1	100	1/1						1			
15	HALLGRIMSSON Asgeir Orn	1/3	33			0/2		1/1			1		
17	GARCIA PADRON Jalesky	5/11	45	1/2	1/2	2/6			1/1				
18	GUNNARSSON Robert	2/3	67	1/1			1/2						
Bench / Team										1			
Totals		29/51	57	11/16	4/6	3/16	3/4	4/5	4/4	4	2		

Goalkeepers		Saves							
No.	Name	S/S	%	6m	Wing	9m	7m	FB	BT
1	ERADZE Roland	3/14	21	1/2	0/2	2/6		0/3	0/1
12	HRAFINKELSSON Gudmundur	2/16	13	0/2	0/2	2/6	0/2	0/3	0/1
Totals		5/30	17	1/4	0/4	4/12	0/2	0/6	0/2

1st Half		2nd Half	
	0 (1') 1	SILVA A	12 (32') 13
KOJOROSKI J	1 (4') 1	ALVES JUNIOR J	13 (32') 13
	1 (5') 2	SILVA A	14 (34') 13
	1 (6') 3		14 (34') 14
	1 (7') 4	RUY R	15 (35') 14
	1 (8') 5		15 (35') 15
RUY R	2 (8') 5		15 (36') 16
	2 (9') 6	SILVA A	16 (38') 16
RUY R	3 (11') 6		16 (39') 17
JUSTINO H	4 (12') 6	SOUZA B	17 (39') 17
	4 (13') 7		17 (39') 18
	4 (14') 8	SILVA A	18 (40') 18
	4 (15') 9		18 (41') 19
	4 (16') 10	MAZIERO I	19 (42') 19
	4 (17') 11	RUY R	20 (43') 19
	4 (19') 12		20 (44') 20
SOUZA B	5 (21') 12		20 (46') 21
	5 (22') 13	SOUZA B	21 (47') 21
SOUZA B	6 (23') 13	SOUZA B	22 (48') 21
SANTANA B	7 (24') 13		22 (49') 22
RUY R	8 (25') 13		23 (50') 22
SILVA A	9 (26') 13		23 (51') 23
NASCIMENTO J	10 (27') 13		23 (52') 24
SOUZA B	11 (30') 13		23 (53') 25
		RUY R	24 (56') 25
			24 (57') 26
			24 (58') 27
		KOJOROSKI J	25 (59') 27
			25 (60') 28
			25 (60') 29

LEGEND									
G/S	Goals / Shots	%	Efficiency	6m	6-metre Shots	7m	7-metre Shots	9m	9-metre Shots
S/S	Saves / Shots	Wing	Wing Shots	FB	Fast Breaks	BT	Breakthroughs	EX	Exclusions
YC	Yellow Cards	RC	Red Cards	2Min	2 Minute Suspensions				
+	2 Minute + 2 Minute Suspensions								



Match Team Statistics

Ομαδικές Στατιστικές Αγώνα / Statistiques du match par équipe

Match No: 32

BRA 25 - 29 ISL
(11-13) (14-16)

Referees: (3) HASSAN H / (4) ALY Y (EGY)

BRA - Brazil

No.	Name	Shots								Offence		Defence		Penalties			TP	
		G/S	%	6m	Wing	9m	7m	FB	BT	AS	TF	ST	BS	YC	2Min	RC		EX
2	KOJOROSKI Jaqson	2/4	50			1/3				1/1	1	3	1	1				20:46
4	SILVA Adalberto	5/13	38	1/1		2/10	2/2					3	2					45:27
5	NASCIMENTO Jose	1/2	50		1/1	0/1												21:59
6	ALVES JUNIOR Jair Henrique	1/2	50										1		1			23:50
7	RUY Renato	6/6	100		2/2			4/4				3	2					50:55
8	SOUZA Bruno	6/12	50	1/1		4/10			1/1	3	1							32:14
9	MATOS Agberto																	00:00
10	JUSTINO Helio	2/4	50		1/1	0/2		1/1										36:43
11	BALDACIN Daniel	0/2	0	0/2										1	1	3	1	31:31
12	VASCONCELOS Alexandre									1				1				29:28
14	MAZIERO Ivan Bruno	1/2	50	1/2						2	1	1			1			38:32
16	SANTOS Marcos Paulo																	30:32
18	SANTANA Bruno	1/3	33			1/3				2	2							20:18
20	SILVA Gustavo Henrique									1	3		2	1				37:45
Bench / Team																		
Totals		25/50	50	3/6	4/4	8/29	2/2	6/7	2/2	10	16	7	4	3	5	1		

No.	Name	Total Shots		6m Shots		Wing Shots		9m Shots		7m Shots		Fast Breaks		Breakthroughs	
		S/S	%	S/S	%	S/S	%	S/S	%	S/S	%	S/S	%	S/S	%
12	VASCONCELOS Alexandre	5/17	29	2/5	40	1/2	50	2/4	50	0/2	0	0/3	0	0/1	0
16	SANTOS Marcos Paulo	7/24	29	1/9	11	0/3	0	5/6	83	0/1	0	1/2	50	0/3	0
Totals		12/41	29	3/14	21	1/5	20	7/10	70	0/3	0	1/5	20	0/4	0

Team Shots	Goals	Saves	Missed	Post	Blocked	Total	%
6m Shots	3	1		2		6	50
Wing Shots	4					4	100
9m Shots	8	4	7	3	7	29	28
7m Shots	2				n/a	2	100
Fast Breaks	6			1		7	86
Breakthroughs	2					2	100
Totals	25	5	7	6	7	50	50

Number of Attacks: 62, Scoring Efficiency: 40%



Match Team Statistics

Ομαδικές Στατιστικές Αγώνα / Statistiques du match par équipe

Match No: 32

BRA 25 - 29 ISL
(11-13) (14-16)

Referees: (3) HASSAN H / (4) ALY Y (EGY)

ISL - Iceland

Players		Shots								Offence		Defence		Penalties			TP	
No.	Name	G/S	%	6m	Wing	9m	7m	FB	BT	AS	TF	ST	BS	YC	2Min	RC		EX
1	ERADZE Roland									1								30:00
2	SIGHVATSSON Robert	2/3	67	1/2					1/1		2		1					17:44
4	JONSSON Einar Orn	2/3	67		1/2			1/1		1	1	1		1				49:00
5	SIGURDSSON Sigfus	2/3	67	2/3						2	1	1	4		1			40:23
6	SIGURDSSON Dagur	0/1	0			0/1				2	2							15:41
8	GYLFASON Gylfi	1/3	33	1/1		0/1		0/1										10:43
9	SIGURDSSON Gudjon Valur	8/10	80	3/4	2/2	0/1		2/2	1/1		4	2						60:00
10	GUDJONSSON Snorri Steinn	2/3	67	1/1		0/1			1/1	1								25:49
11	STEFANSSON Olafur	3/7	43	0/1		1/4	2/2			4	2			1				35:29
12	HRAFNKELSSON Gudmundur																	30:00
13	SIGTRYGGSSON Runar	1/1	100	1/1						2		2	1	1				34:56
15	HALLGRIMSSON Asgeir Orn	1/3	33			0/2		1/1		1	4		1		1			25:04
17	GARCIA PADRON Jalesky	5/11	45	1/2	1/2	2/6			1/1	3	2	1						44:19
18	GUNNARSSON Robert	2/3	67	1/1			1/2											00:52
Bench / Team														1				
Totals		29/51	57	11/16	4/6	3/16	3/4	4/5	4/4	17	18	7	7	4	2			

Goalkeepers		Total Shots		6m Shots		Wing Shots		9m Shots		7m Shots		Fast Breaks		Breakthroughs	
No.	Name	S/S	%	S/S	%	S/S	%	S/S	%	S/S	%	S/S	%	S/S	%
1	ERADZE Roland	3/14	21	1/2	50	0/2	0	2/6	33			0/3	0	0/1	0
12	HRAFNKELSSON Gudmundur	2/16	13	0/2	0	0/2	0	2/6	33	0/2	0	0/3	0	0/1	0
Totals		5/30	17	1/4	25	0/4	0	4/12	33	0/2	0	0/6	0	0/2	0

Team Shots	Goals	Saves	Missed	Post	Blocked	Total	%
6m Shots	11	3		1	1	16	69
Wing Shots	4	1		1		6	67
9m Shots	3	7	2	1	3	16	19
7m Shots	3			1	n/a	4	75
Fast Breaks	4	1				5	80
Breakthroughs	4					4	100
Totals	29	12	2	4	4	51	57

Number of Attacks: 62, Scoring Efficiency: 47%



Match Team Statistics

Ομαδικές Στατιστικές Αγώνα / Statistiques du match par équipe

Match No: 32

BRA 25 - 29 ISL
(11-13) (14-16)

Referees: (3) HASSAN H / (4) ALY Y (EGY)

ISL - Iceland

Shots Distribution

Players

Goals / Shots

2 SIGHVATSSON R	4 JONSSON E	5 SIGURDSSON S	6 SIGURDSSON D	8 GYLFASSON G	9 SIGURDSSON G
1/2	1/1	0/1 1/1	0/1	0/1 0/1	1/1 1/1
1/1	1/2	1/1		1/1	2/3 1/2
					1/1 1/1 1/1
10 GUDJONSSON S	11 STEFANSSON O	13 SIGTRYGGSSON R	15 HALLGRIMSSON A	17 GARCIA PADRON J	18 GUNNARSSON R
1/1	0/1	1/1	1/1	2/2 1/1	1/1
1/1	1/1 1/1 1/1		0/1	1/2 0/1	
1-Missed	1-Missed 2-Blocked		1-Blocked	3-Post 1-Blocked	1-Post

Team

Offence

Defence

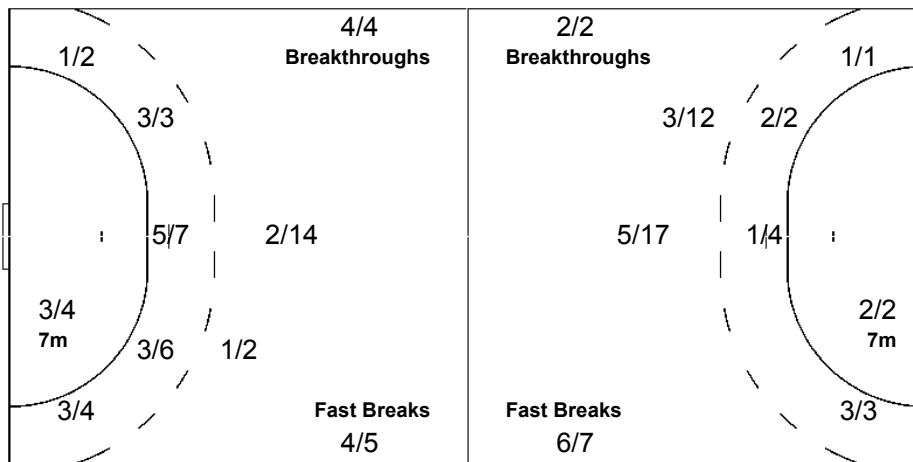
Goalkeepers

Goals / Shots

4/5	3/6	4/5
5/7	0/1	1/4
3/4	2/2	7/7
2-Missed	4-Post	4-Blocked

Saves / Shots

0/2	0/2	0/1
2/4		2/6
0/7	0/2	1/6



1 ERADZE R

0/1		0/1
2/4		0/2
0/3		1/3

12 HRAFNKELSSON G

0/1	0/2	
		2/4
0/4	0/2	0/3

LEGEND								
G/S Goals / Shots	% Efficiency	6m 6-metre Shots	7m 7-metre Shots	9m 9-metre Shots				
S/S Saves / Shots	Wing Wing Shots	FB Fast Breaks	BT Breakthroughs	EX Exclusions				
AS Assists	TF Technical Faults	ST Steals	BS Blocked Shots	TP Time Played				
YC Yellow Cards	RC Red Cards	n/a not applicable	2Min 2 Minute Suspensions					
+ 2 Minute + 2 Minute Suspensions								



Results

Αποτελέσματα / Résultats

Match No: 33

CRO 33 - 27 GRE
(19-11) (14-16)

Referees: (9) LEMME F / (10) ULLRICH B (GER)

RUNNING SCORE
CRO - GRE

CRO - Croatia

Players		Shots								Penalties			
No.	Name	G/S	%	6m	Wing	9m	7m	FB	BT	YC	2Min	RC	EX
1	LOSSERT Venio												
2	KALEB Niksa	3/3	100		2/2			1/1		1			
4	BALIC Ivano	8/11	73		1/1	4/7		1/1	2/2	1			
6	LACKOVIC Blazenko	2/8	25			1/7			1/1				
7	ZRNIC Vedran												
9	VORI Igor	5/9	56	4/6		1/1		0/2					
10	DOMINIKOVIC Davor	1/2	50					0/1	1/1				
11	DZOMBA Mirza	11/13	85		3/5		5/5	3/3					
12	SOLA Vlado												
14	VUKOVIC Drago												
15	GOLUZA Slavko									1			
17	SPREM Goran												
18	SPOLJARIC Denis												
19	METLICIC Petar	3/4	75			1/2		1/1	1/1				
Bench / Team													
Totals		33/50	66	4/6	6/8	7/17	5/5	6/9	5/5	3			

Goalkeepers		Saves							
No.	Name	S/S	%	6m	Wing	9m	7m	FB	BT
1	LOSSERT Venio	13/28	46	1/5	5/6	6/10		1/4	0/3
12	SOLA Vlado	11/23	48	4/6	0/1	3/4	2/6	2/5	0/1
Totals		24/51	47	5/11	5/7	9/14	2/6	3/9	0/4

GRE - Greece

Players		Shots								Penalties			
No.	Name	G/S	%	6m	Wing	9m	7m	FB	BT	YC	2Min	RC	EX
2	VOGLIS Evangelos	0/1	0		0/1								
4	TZIMOURTOS Dimitrios	2/5	40		1/3			1/2					
7	ZARAVINAS Giorgos												
8	CHATSAOURIAN Gregor	2/3	67		1/2			1/1					
9	BALOMENOS Spyros	6/13	46	1/1		3/9		0/1	2/2	1			
10	KOKOLODIMITRAKIS Nikolaos	1/1	100	1/1						1	2		
11	GRAMMATIKOS Nikolaos	4/10	40			0/5	4/5						
12	KAFFATOS Dimitrios												
13	ZIVOULOVIC Sasa	1/2	50			1/1	0/1						
14	TROUPIS Andreas												
16	CHRYSOPOULOS Jiotsa												
17	CHALKIDIS Giorgos	2/4	50	2/4									
19	ALVANOS Alexis	6/12	50	0/2		1/3	0/1	3/4	2/2	1			
20	KARYPIDIS Savvas	3/8	38	2/3	0/3			1/2					
Bench / Team										1			
Totals		27/59	46	6/11	2/9	5/18	4/7	6/10	4/4	4	2		

Goalkeepers		Saves							
No.	Name	S/S	%	6m	Wing	9m	7m	FB	BT
12	KAFFATOS Dimitrios	4/23	17	0/3	1/5	1/5	0/2	2/6	0/2
16	CHRYSOPOULOS Jiotsa	8/22	36	1/2	1/3	6/9	0/3	0/2	0/3
Totals		12/45	27	1/5	2/8	7/14	0/5	2/8	0/5

1st Half		
METLICIC P	1 (1')	0
BALIC I	2 (3')	0
DZOMBA M	3 (3')	0
	3 (4')	1 BALOMENOS S
	3 (4')	2 ALVANOS A
VORI I	4 (5')	2
	4 (6')	3 KARYPIDIS S
	4 (7')	4 BALOMENOS S
DZOMBA M	5 (8')	4
BALIC I	6 (9')	4
KALEB N	7 (10')	4
	7 (11')	5 CHALKIDIS G
METLICIC P	8 (12')	5
LACKOVIC B	9 (14')	5
DZOMBA M	10 (15')	5
DZOMBA M	11 (16')	5
	11 (18')	6 BALOMENOS S
VORI I	12 (18')	6
	12 (19')	7 BALOMENOS S
BALIC I	13 (20')	7
VORI I	14 (20')	7
DZOMBA M	15 (21')	7
DZOMBA M	16 (24')	7
DZOMBA M	17 (26')	7
	17 (26')	8 BALOMENOS S
	17 (27')	9 KARYPIDIS S
VORI I	18 (28')	9
DZOMBA M	19 (29')	9
	19 (30')	10 KOKOLODIMITRAKI
	19 (30')	11 ALVANOS A
2nd Half		
DZOMBA M	20 (32')	11
DZOMBA M	21 (33')	11
	21 (35')	12 CHATSATOURIAN C
DOMINIKOVIC D	22 (37')	12
	22 (38')	13 ALVANOS A
BALIC I	23 (39')	13
	23 (39')	14 KARYPIDIS S
	23 (42')	15 GRAMMATIKOS N
	23 (43')	16 ALVANOS A
	23 (44')	17 GRAMMATIKOS N
BALIC I	24 (45')	17
	24 (46')	18 GRAMMATIKOS N
KALEB N	25 (47')	18
	25 (47')	19 BALOMENOS S
DZOMBA M	26 (49')	19
	26 (49')	20 ALVANOS A
BALIC I	27 (50')	20
	27 (50')	21 ALVANOS A
METLICIC P	28 (51')	21
	28 (51')	22 TZIMOURTOS D
BALIC I	29 (53')	22
	29 (53')	23 CHALKIDIS G
	29 (55')	24 ZIVOULOVIC S
VORI I	30 (55')	24
	30 (56')	25 GRAMMATIKOS N
BALIC I	31 (57')	25
	31 (57')	26 TZIMOURTOS D
LACKOVIC B	32 (58')	26
KALEB N	33 (58')	26
	33 (60')	27 CHATSATOURIAN C

LEGEND

G/S	Goals / Shots	%	Efficiency	6m	6-metre Shots	7m	7-metre Shots	9m	9-metre Shots
S/S	Saves / Shots	Wing	Wing Shots	FB	Fast Breaks	BT	Breakthroughs	EX	Exclusions
YC	Yellow Cards	RC	Red Cards	2Min	2 Minute Suspensions				
+	2 Minute + 2 Minute Suspensions								



Match Team Statistics

Ομαδικές Στατιστικές Αγώνα / Statistiques du match par équipe

Match No: 33

CRO 33 - 27 GRE
(19-11) (14-16)

Referees: (9) LEMME F / (10) ULLRICH B (GER)

CRO - Croatia

Players		Shots								Offence		Defence		Penalties				TP
No.	Name	G/S	%	6m	Wing	9m	7m	FB	BT	AS	TF	ST	BS	YC	2Min	RC	EX	
1	LOSERT Venio																	38:08
2	KALEB Niksa	3/3	100		2/2			1/1				1		1				60:00
4	BALIC Ivano	8/11	73		1/1	4/7		1/1	2/2	4	2	1		1				38:19
6	LACKOVIC Blazenko	2/8	25			1/7				1/1	1	3						30:57
7	ZRNIC Vedran																	
9	VORI Igor	5/9	56	4/6		1/1		0/2		1		1						53:24
10	DOMINIKOVIC Davor	1/2	50					0/1	1/1		1							20:27
11	DZOMBA Mirza	11/13	85		3/5		5/5	3/3			1	2						59:51
12	SOLA Vlado																	21:52
14	VUKOVIC Drago																	
15	GOLUZA Slavko									1	1		1	1				25:06
17	SPREM Goran																	02:49
18	SPOLJARIC Denis																	09:36
19	METLICIC Petar	3/4	75			1/2		1/1	1/1	4	3	2	3					59:31
	Bench / Team																	
	Totals	33/50	66	4/6	6/8	7/17	5/5	6/9	5/5	11	11	7	4	3				

Goalkeepers		Total Shots		6m Shots		Wing Shots		9m Shots		7m Shots		Fast Breaks		Breakthroughs	
No.	Name	S/S	%	S/S	%	S/S	%	S/S	%	S/S	%	S/S	%	S/S	%
1	LOSERT Venio	13/28	46	1/5	20	5/6	83	6/10	60			1/4	25	0/3	0
12	SOLA Vlado	11/23	48	4/6	67	0/1	0	3/4	75	2/6	33	2/5	40	0/1	0
	Totals	24/51	47	5/11	45	5/7	71	9/14	64	2/6	33	3/9	33	0/4	0

Team Shots	Goals	Saves	Missed	Post	Blocked	Total	%
6m Shots	4	1	1			6	67
Wing Shots	6	2				8	75
9m Shots	7	7	1	1	1	17	41
7m Shots	5				n/a	5	100
Fast Breaks	6	2	1			9	67
Breakthroughs	5					5	100
Totals	33	12	3	1	1	50	66

Number of Attacks: 56, Scoring Efficiency: 59%



Match Team Statistics

Ομαδικές Στατιστικές Αγώνα / Statistiques du match par équipe

Match No: 33

CRO 33 - 27 GRE
(19-11) (14-16)

Referees: (9) LEMME F / (10) ULLRICH B (GER)

CRO - Croatia

Shots Distribution

Players

Goals / Shots

2 KALEB N	4 BALIC I	6 LACKOVIC B	7 ZRNIC V	9 VORI I	10 DOMINIKOVIC D
1/1	1/1	0/2		1/2	
	1/2	0/1			0/2
	2/3	1/1		1/1	1/1
		1/1		1/1	
	1-Post	1-Missed	1-Blocked	1-Missed	1-Missed

11 DZOMBA M	14 VUKOVIC D	15 GOLUZA S	17 SPREM G	18 SPOLJARIC D	19 METLICIC P
2/2					
0/1					1/1
2/2					1/1
1/1					1/1
3/4					0/1

Team

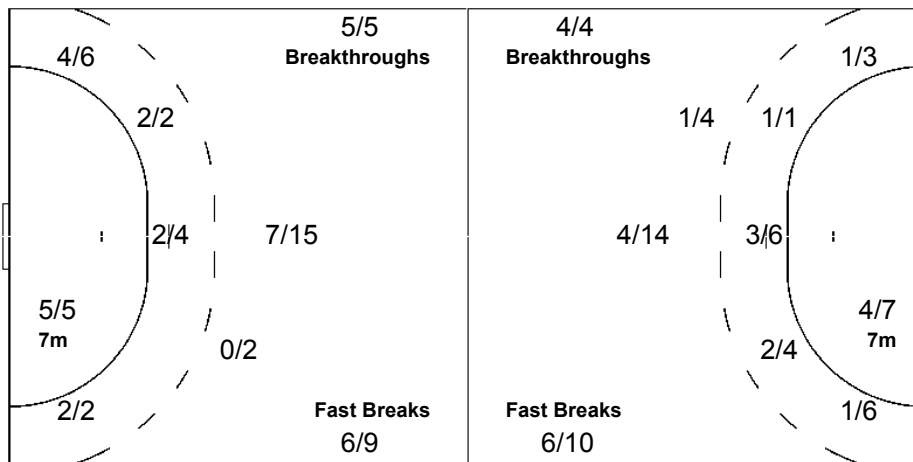
Offence

Defence

Goalkeepers

Goals / Shots

4/4	5/6	2/5
1/5	0/1	2/2
7/8	2/2	10/12
3-Missed	1-Post	1-Blocked



Saves / Shots

1/1	3/6	0/1
5/6	3/3	6/9
1/10	2/9	3/6

1 LOSERT V

	1/2	
4/4	1/1	3/3
0/6	2/8	2/4

12 SOLA V

1/1	2/4	0/1
1/2	2/2	3/6
1/4	0/1	1/2



Match Team Statistics

Ομαδικές Στατιστικές Αγώνα / Statistiques du match par équipe

Match No: 33

CRO 33 - 27 GRE
(19-11) (14-16)

Referees: (9) LEMME F / (10) ULLRICH B (GER)

GRE - Greece

No.	Name	Shots								Offence		Defence		Penalties			TP	
		G/S	%	6m	Wing	9m	7m	FB	BT	AS	TF	ST	BS	YC	2Min	RC		EX
2	VOGLIS Evangelos	0/1	0		0/1							1						17:22
4	TZIMOURTOS Dimitrios	2/5	40		1/3			1/2		2								29:30
7	ZARAVINAS Giorgos																	
8	CHATSATOURIAN Gregor	2/3	67		1/2			1/1		1								42:21
9	BALOMENOS Spyros	6/13	46	1/1		3/9		0/1	2/2	5	2	1		1				60:00
10	KOKOLODIMITRAKIS Nikolaos	1/1	100	1/1							1	1	1	1	2			46:54
11	GRAMMATIKOS Nikolaos	4/10	40			0/5	4/5			1	2							17:06
12	KAFFATOS Dimitrios																	34:56
13	ZIVOULOVIC Sasa	1/2	50			1/1	0/1			1	1							06:48
14	TROUPIS Andreas																	
16	CHRYSOPOULOS Jiotsa									2								25:04
17	CHALKIDIS Giorgos	2/4	50	2/4							2	2						49:29
19	ALVANOS Alexis	6/12	50	0/2		1/3	0/1	3/4	2/2	3	4			1				60:00
20	KARYPIDIS Savvas	3/8	38	2/3	0/3			1/2										30:30
Bench / Team														1				
Totals		27/59	46	6/11	2/9	5/18	4/7	6/10	4/4	15	12	5	1	4	2			

No.	Name	Total Shots		6m Shots		Wing Shots		9m Shots		7m Shots		Fast Breaks		Breakthroughs	
		S/S	%	S/S	%	S/S	%	S/S	%	S/S	%	S/S	%	S/S	%
12	KAFFATOS Dimitrios	4/23	17	0/3	0	1/5	20	1/5	20	0/2	0	2/6	33	0/2	0
16	CHRYSOPOULOS Jiotsa	8/22	36	1/2	50	1/3	33	6/9	67	0/3	0	0/2	0	0/3	0
Totals		12/45	27	1/5	20	2/8	25	7/14	50	0/5	0	2/8	25	0/5	0

Team Shots	Goals	Saves	Missed	Post	Blocked	Total	%
6m Shots	6	5				11	55
Wing Shots	2	5	2			9	22
9m Shots	5	9			4	18	28
7m Shots	4	2	1		n/a	7	57
Fast Breaks	6	3		1		10	60
Breakthroughs	4					4	100
Totals	27	24	3	1	4	59	46

Number of Attacks: 57, Scoring Efficiency: 47%



Match Team Statistics

Ομαδικές Στατιστικές Αγώνα / Statistiques du match par équipe

Match No: 33

CRO 33 - 27 GRE
(19-11) (14-16)

Referees: (9) LEMME F / (10) ULLRICH B (GER)

GRE - Greece

Shots Distribution

Players			Goals / Shots		
2 VOGLIS E	4 TZIMOURTOS D	7 ZARAVINAS G	8 CHATSATOURIAN G	9 BALOMENOS S	10 KOKOLODIMITRAKIS N
0/1	0/1		1/1	0/1	
0/1	2/2		1/1	2/3	1/1
	1-Post		1-Missed	1-Blocked	
11 GRAMMATIKOS N	13 ZIVOULOVIC S	14 TROUPIS A	17 CHALKIDIS G	19 ALVANOS A	20 KARYPIDIS S
0/1				1/3	1/1
1/2			0/1	0/2	0/1
1/1	1/1		1/1	1/1	1/1
3-Blocked	1-Missed				1-Missed

Team

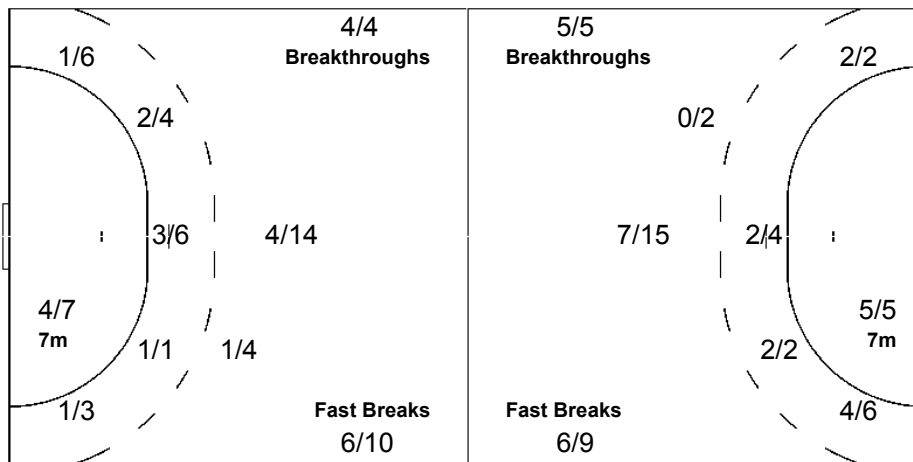
Offence

Defence

Goalkeepers

Goals / Shots

0/1	3/6	1/1
1/6	0/3	3/9
9/10	7/9	3/6
3-Missed	1-Post	4-Blocked



Saves / Shots

0/4	1/6	3/5
4/5	1/1	0/2
1/8	0/2	2/12

12 KAFFATOS D

0/1	1/4	1/2
2/2		0/1
0/6	0/2	0/5

16 CHRYSOPOULOS J

0/3	0/2	2/3
2/3	1/1	0/1
1/2		2/7

LEGEND									
G/S	Goals / Shots	%	Efficiency	6m	6-metre Shots	7m	7-metre Shots	9m	9-metre Shots
S/S	Saves / Shots	Wing	Wing Shots	FB	Fast Breaks	BT	Breakthroughs	EX	Exclusions
AS	Assists	TF	Technical Faults	ST	Steals	BS	Blocked Shots	TP	Time Played
YC	Yellow Cards	RC	Red Cards	n/a	not applicable	2Min	2 Minute Suspensions		
+	2 Minute + 2 Minute Suspensions								



CORRECTED

Results

Αποτελέσματα / Résultats

Match No: 34

GER 32 - 30 ESP

(15-16) (12-11) (1-1) (2-2) 2-0

Referees: (13) ARNALDSSON S / (14) VIDARSSON J (ISL)

RUNNING SCORE

GER - ESP

GER - Germany

Players		Shots								Penalties			
No.	Name	G/S	%	6m	Wing	9m	7m	FB	BT	YC	2Min	RC	EX
1	FRITZ Henning												
4	DRAGUNSKI Mark	0/1	0			0/1							
5	KRETZSCHMAR Stefan	2/8	25	1/1	1/3	0/2	0/2				2		
7	IMMEL Jan Olaf												
8	SCHWARZER Christian	9/12	75	8/9	0/1	0/1			1/1				
9	PETERSEN Klaus-Dieter									1	1		
10	von BEHREN Frank	0/1	0			0/1							
11	ZERBE Volker	4/10	40			4/10				1			
12	RAMOTA Christian												
13	BAUR Markus	3/9	33	2/3		0/2	0/2		1/2				
14	ZEITZ Christian	0/3	0	0/1		0/2							
15	JANSEN Torsten	1/1	100					1/1					
18	STEPHAN Daniel	9/21	43	0/3		2/11	6/6		1/1		1		
19	KEHRMANN Florian	4/12	33	1/3	0/2	0/1	0/1	3/5		1			
	Bench / Team												
	Totals	32/78	41	12/20	1/6	6/31	7/12	3/5	3/4	3	4		

Goalkeepers		Saves							
No.	Name	S/S	%	6m	Wing	9m	7m	FB	BT
1	FRITZ Henning	30/59	51	2/7	0/2	22/33	3/5	1/7	2/5
12	RAMOTA Christian	1/2	50	1/1			0/1		
	Totals	31/61	51	3/8	0/2	22/33	3/6	1/7	2/5

ESP - Spain

Players		Shots								Penalties			
No.	Name	G/S	%	6m	Wing	9m	7m	FB	BT	YC	2Min	RC	EX
1	HOMBRADOS Jose												
2	ENTRERRIOS Alberto	1/11	9			0/9			1/2	1			
6	O'CALLAGHAN Xavier	0/1	0				0/1						
8	BELAUSTEGUI Jon	2/5	40			2/4	0/1				1		
9	GARRALDA Mateo	3/8	38			2/6			1/2				
10	DUJSHEBAEV Talant	5/15	33			4/13	0/1		1/1				
11	LOZANO Demetrio	0/3	0			0/2		0/1			1		
13	HERNANDEZ Fernando	2/7	29	1/3			0/1	1/3					
14	PEREZ Juan												
15	COLON Manuel	2/2	100	2/2						1	1		
16	BARRUFET David												
17	GARCIA Juan	7/10	70	0/1	1/1	0/1	2/3	4/4					
18	ROMERO Iker	6/10	60		1/1	3/7	1/1	1/1		1	1		
19	URIOS Rolando	2/3	67	2/3									
	Bench / Team												
	Totals	30/75	40	5/9	2/2	11/42	3/8	6/9	3/5	3	4		

Goalkeepers		Saves							
No.	Name	S/S	%	6m	Wing	9m	7m	FB	BT
1	HOMBRADOS Jose	0/1	0				0/1		
16	BARRUFET David	33/64	52	7/19	4/5	16/22	4/10	1/4	1/4
	Totals	34/66	52	7/19	4/5	16/22	5/12	1/4	1/4

1st Half	
0 (2')	1 GARRALDA M
1 (4')	1 DUJSHEBAEV T
1 (6')	2 COLON M
2 (7')	3 GARCIA J
3 (7')	4 ZERBE V
4 (8')	3 STEPHAN D
5 (9')	3 KEHRMANN F
6 (10')	4 GARCIA J
6 (11')	5 ROMERO I
6 (12')	6 GARCIA J
7 (13')	6 STEPHAN D
7 (14')	7 ROMERO I
8 (14')	7 STEPHAN D
8 (15')	8 BELAUSTEGUI J
9 (16')	8 STEPHAN D
10 (17')	8 ZERBE V
11 (18')	8 BAUR M
11 (19')	9 GARCIA J
11 (20')	10 HERNANDEZ F
12 (20')	10 SCHWARZER C
12 (23')	11 ROMERO I
12 (25')	12 DUJSHEBAEV T
13 (25')	12 ZERBE V
13 (26')	13 HERNANDEZ F
13 (27')	14 GARCIA J
13 (28')	15 GARCIA J
14 (28')	15 SCHWARZER C
14 (29')	16 DUJSHEBAEV T
15 (29')	16 SCHWARZER C

2nd Half	
16 (34')	16 KRETZSCHMAR S
17 (35')	16 SCHWARZER C
18 (35')	16 KEHRMANN F
18 (36')	17 URIOS R
18 (36')	18 DUJSHEBAEV T
19 (37')	18 SCHWARZER C
19 (39')	19 GARRALDA M
19 (40')	20 GARCIA J
20 (40')	20 SCHWARZER C
20 (41')	21 GARRALDA M
20 (44')	22 ENTRERRIOS A
21 (45')	22 KRETZSCHMAR S
22 (47')	22 BAUR M
23 (47')	22 KEHRMANN F
23 (48')	23 ROMERO I
24 (50')	23 STEPHAN D
24 (52')	24 GARCIA J
25 (53')	24 STEPHAN D
25 (55')	25 DUJSHEBAEV T
25 (57')	26 COLON M
26 (57')	26 KEHRMANN F
27 (58')	26 ZERBE V
27 (60')	27 ROMERO I

1st Overtime	
27 (66')	28 ROMERO I
28 (70')	28 STEPHAN D

2nd Overtime	
28 (74')	29 URIOS R
28 (76')	30 BELAUSTEGUI J
29 (76')	30 SCHWARZER C
30 (79')	30 SCHWARZER C

Penalty Shoot-out	
31	30 JANSEN T
32	30 STEPHAN D



Sports Pavillion
Κλειστό Γυμναστήριο
Pavillon des Sports

TUE 24 AUG 2004
19:30

Handball
Χειροσφαίριση / Handball
MEN
Άνδρες / Hommes
Quarterfinals
Προημιτελικοί / Quarts de finale



CORRECTED

Results

Αποτελέσματα / Résultats

Match No: 34

GER 32 - 30 ESP
(15-16) (12-11) (1-1) (2-2) 2-0

Referees: (13) ARNALDSSON S / (14) VIDARSSON J (ISL)

Penalty Shoot-out

Team: GER - Germany

Team: ESP - Spain

No.	Name	Throw	Score
5	KRETZSCHMAR Stefan	Saved	0 - 0
19	KEHRMANN Florian	Saved	0 - 0
15	JANSEN Torsten	Goal	1 - 0
13	BAUR Markus	Saved	1 - 0
18	STEPHAN Daniel	Goal	2 - 0

No.	Name	Throw	Score
13	HERNANDEZ Fernando	Saved	0 - 0
8	BELAUSTEGUI Jon	Saved	0 - 0
17	GARCIA Juan	Saved	1 - 0
6	O'CALLAGHAN Xavier	Post	1 - 0

NOTE: Change 2MIN Suspension Team B (ESP) Player 17 to 15

LEGEND	
G/S	Goals / Shots
S/S	Saves / Shots
YC	Yellow Cards
+	2 Minute + 2 Minute Suspensions
%	Efficiency
Wing	Wing Shots
RC	Red Cards
6m	6-metre Shots
FB	Fast Breaks
2Min	2 Minute Suspensions
7m	7-metre Shots
BT	Breakthroughs
9m	9-metre Shots
EX	Exclusions



CORRECTED

Match Team Statistics

Ομαδικές Στατιστικές Αγώνα / Statistiques du match par équipe

Match No: 34

GER 32 - 30 ESP

(15-16) (12-11) (1-1) (2-2) 2-0

Referees: (13) ARNALDSSON S / (14) VIDARSSON J (ISL)

GER - Germany

Players		Shots								Offence		Defence		Penalties				TP
No.	Name	G/S	%	6m	Wing	9m	7m	FB	BT	AS	TF	ST	BS	YC	2Min	RC	EX	
1	FRITZ Henning										1							79:31
4	DRAGUNSKI Mark	0/1	0			0/1												03:24
5	KRETZSCHMAR Stefan	2/8	25	1/1	1/3	0/2	0/2			3					2			80:00
7	IMMEL Jan Olaf																	
8	SCHWARZER Christian	9/12	75	8/9	0/1	0/1			1/1	1	2	3						76:36
9	PETERSEN Klaus-Dieter										1	1	4	1	1			37:39
10	von BEHREN Frank	0/1	0			0/1												10:32
11	ZERBE Volker	4/10	40			4/10				4	1	2	2	1				76:03
12	RAMOTA Christian																	00:23
13	BAUR Markus	3/9	33	2/3		0/2	0/2		1/2	1	3							40:03
14	ZEITZ Christian	0/3	0	0/1		0/2				1								04:03
15	JANSEN Torsten	1/1	100				1/1											00:00
18	STEPHAN Daniel	9/21	43	0/3		2/11	6/6		1/1	5	1		2		1			71:46
19	KEHRMANN Florian	4/12	33	1/3	0/2	0/1	0/1	3/5		3	1			1				80:00
Bench / Team																		
Totals		32/78	41	12/20	1/6	6/31	7/12	3/5	3/4	18	10	6	8	3	4			

Goalkeepers		Total Shots		6m Shots		Wing Shots		9m Shots		7m Shots		Fast Breaks		Breakthroughs	
No.	Name	S/S	%	S/S	%	S/S	%	S/S	%	S/S	%	S/S	%	S/S	%
1	FRITZ Henning	30/59	51	2/7	29	0/2	0	22/33	67	3/5	60	1/7	14	2/5	40
12	RAMOTA Christian	1/2	50	1/1	100					0/1	0				
Totals		31/61	51	3/8	38	0/2	0	22/33	67	3/6	50	1/7	14	2/5	40

Team Shots	Goals	Saves	Missed	Post	Blocked	Total	%
6m Shots	12	7		1		20	60
Wing Shots	1	4	1			6	17
9m Shots	6	16	1	1	7	31	19
7m Shots	7	5			n/a	12	58
Fast Breaks	3	1	1			5	60
Breakthroughs	3	1				4	75
Totals	32	34	3	2	7	78	41

Number of Attacks: 81, Scoring Efficiency: 40%



CORRECTED

Match Team Statistics

Ομαδικές Στατιστικές Αγώνα / Statistiques du match par équipe

Match No: 34

GER 32 - 30 ESP
(15-16) (12-11) (1-1) (2-2) 2-0

Referees: (13) ARNALDSSON S / (14) VIDARSSON J (ISL)

GER - Germany

Shots Distribution

Players

Goals / Shots

4 DRAGUNSKI M

0/1		

5 KRETZSCHMAR S

	0/1	
0/2		
2/2	0/2	

1-Blocked

7 IMMEL J

8 SCHWARZER C

2/2	0/2	1/2
1/1	1/1	4/4

9 PETERSEN K

10 von BEHREN F

1-Blocked

11 ZERBE V

1/3		
0/1	2/4	1/2

13 BAUR M

0/1		
0/1		
1/1	0/3	2/2

1-Blocked

14 ZEITZ C

		0/1

1-Missed

1-Blocked

15 JANSEN T

1/1		

18 STEPHAN D

1/1	1/1	
1/1	0/2	
4/7	1/5	1/1

3-Blocked

19 KEHRMANN F

0/1	0/2	
1/1		1/1
1/2		1/1

2-Missed 2-Post

Team

Goals / Shots

1/3	1/4	
5/11	0/4	2/4
10/15	4/15	9/10

3-Missed 2-Post 7-Blocked

Offence

Defence

Goalkeepers

Saves / Shots

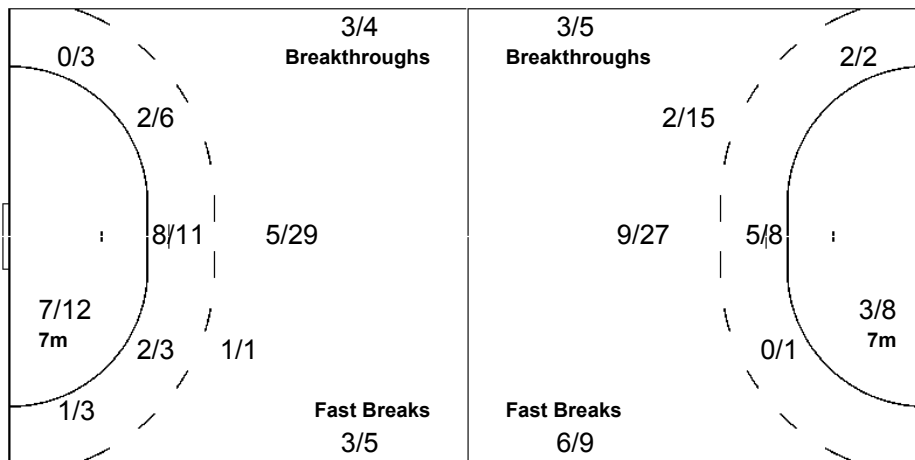
0/4	4/9	3/4
5/9	1/1	1/1
8/11	4/10	5/12

1 FRITZ H

0/4	3/8	3/4
5/9	1/1	1/1
8/10	4/10	5/12

12 RAMOTA C

	1/1	
0/1		





CORRECTED

Match Team Statistics

Ομαδικές Στατιστικές Αγώνα / Statistiques du match par équipe

Match No: 34

GER 32 - 30 ESP
(15-16) (12-11) (1-1) (2-2) 2-0

Referees: (13) ARNALDSSON S / (14) VIDARSSON J (ISL)

ESP - Spain

No.	Name	Shots								Offence		Defence		Penalties				TP
		G/S	%	6m	Wing	9m	7m	FB	BT	AS	TF	ST	BS	YC	2Min	RC	EX	
1	HOMBRADOS Jose																	00:12
2	ENTRERRIOS Alberto	1/11	9			0/9				1/2	2	2		1				38:26
6	O'CALLAGHAN Xavier	0/1	0				0/1											10:03
8	BELAUSTEGUI Jon	2/5	40			2/4	0/1				2	3			1			40:04
9	GARRALDA Mateo	3/8	38			2/6				1/2		1						45:58
10	DUJSHEBAEV Talant	5/15	33			4/13	0/1			1/1	5	2						39:57
11	LOZANO Demetrio	0/3	0			0/2		0/1			1				1			10:46
13	HERNANDEZ Fernando	2/7	29	1/3			0/1	1/3			1	1	2					68:23
14	PEREZ Juan										1				4			28:30
15	COLON Manuel	2/2	100	2/2										1	1			36:36
16	BARRUFET David																	79:48
17	GARCIA Juan	7/10	70	0/1	1/1	0/1	2/3	4/4				2	2					77:10
18	ROMERO Iker	6/10	60		1/1	3/7	1/1	1/1			2	1	1	4	1	1		51:55
19	URIOS Rolando	2/3	67	2/3								1	1					32:12
	Bench / Team																	
	Totals	30/75	40	5/9	2/2	11/42	3/8	6/9	3/5	14	13	6	8	3	4			

No.	Name	Total Shots		6m Shots		Wing Shots		9m Shots		7m Shots		Fast Breaks		Breakthroughs	
		S/S	%	S/S	%	S/S	%	S/S	%	S/S	%	S/S	%	S/S	%
1	HOMBRADOS Jose	0/1	0							0/1	0				
16	BARRUFET David	33/64	52	7/19	37	4/5	80	16/22	73	4/10	40	1/4	25	1/4	25
	Totals	34/66	52	7/19	37	4/5	80	16/22	73	5/12	42	1/4	25	1/4	25

Team Shots	Goals	Saves	Missed	Post	Blocked	Total	%
6m Shots	5	3	1			9	56
Wing Shots	2					2	100
9m Shots	11	22	2	2	5	42	26
7m Shots	3	3	1	1	n/a	8	38
Fast Breaks	6	1		1	1	9	67
Breakthroughs	3	2				5	60
Totals	30	31	4	4	6	75	40

Number of Attacks: 80, Scoring Efficiency: 38%



CORRECTED

Match Team Statistics

Ομαδικές Στατιστικές Αγώνα / Statistiques du match par équipe

Match No: 34

GER 32 - 30 ESP
(15-16) (12-11) (1-1) (2-2) 2-0

Referees: (13) ARNALDSSON S / (14) VIDARSSON J (ISL)

ESP - Spain

Shots Distribution

Players

Goals / Shots

2 ENTRERRIOS A

	1/1	
0/2		
0/1	0/1	

2-Missed 2-Post 2-Blocked

6 O'CALLAGHAN X

1-Post

8 BELAUSTEGUI J

2/2		0/1
0/1		0/1

1-Blocked

9 GARRALDA M

2/3	0/1	
0/1	0/1	1/1

1-Blocked

10 DUJSHEBAEV T

1/1	1/1	0/1
1/2		0/1
0/2	1/1	1/4

1-Missed 1-Blocked

11 LOZANO D

0/1	0/1	

1-Blocked

13 HERNANDEZ F

	0/2	
0/1	1/1	1/1

1-Missed 1-Post

14 PEREZ J

15 COLON M

	1/1	
	1/1	

17 GARCIA J

1/1	2/3	
1/1	1/2	2/2

1-Blocked

18 ROMERO I

	0/1	1/2
2/3	2/2	1/2

19 URIOS R

1/2		
		1/1

Team

Offence

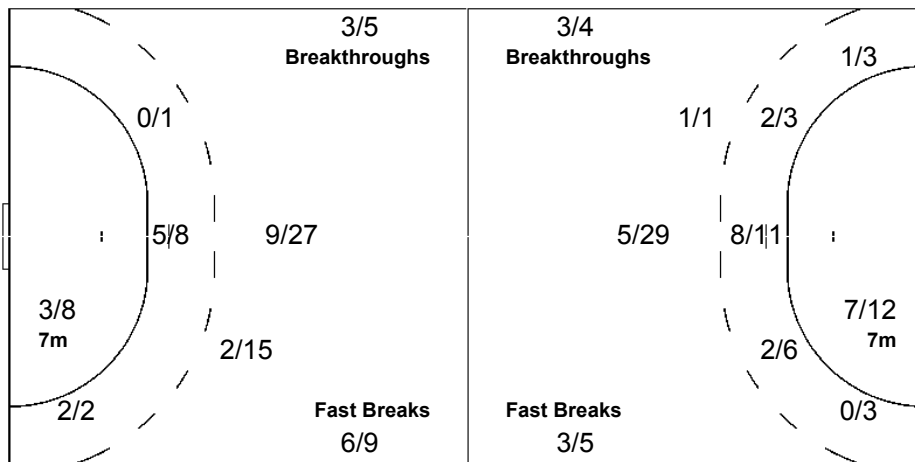
Defence

Goalkeepers

Goals / Shots

4/4	5/9	1/4
4/9	0/1	0/1
3/11	6/10	7/12

4-Missed 4-Post 6-Blocked



Saves / Shots

2/3	3/4	
6/11	4/4	2/4
5/15	11/15	1/10

1 HOMBRADOS J

0/1		

16 BARRUFET D

2/3	3/4	
5/9	4/4	2/4
5/15	11/15	1/10

NOTE: Change 2MIN Suspension Team B (ESP) Player 17 to 15

LEGEND

G/S Goals / Shots	% Efficiency	6m 6-metre Shots	7m 7-metre Shots	9m 9-metre Shots
S/S Saves / Shots	Wing Wing Shots	FB Fast Breaks	BT Breakthroughs	EX Exclusions
AS Assists	TF Technical Faults	ST Steals	BS Blocked Shots	TP Time Played
YC Yellow Cards	RC Red Cards	n/a not applicable	2Min 2 Minute Suspensions	
+ 2 Minute + 2 Minute Suspensions				



Results

Αποτελέσματα / Résultats

Match No: 35

KOR 25 - 30 HUN
(13-14) (12-16)

Referees: (19) BAUM M / (20) GORALCZYK M (POL)

RUNNING SCORE

KOR - HUN

KOR - Korea

Players		Shots								Penalties			
No.	Name	G/S	%	6m	Wing	9m	7m	FB	BT	YC	2Min	RC	EX
1	HAN Kyung-Tai												
5	KIM Tea-Wan	2/3	67	1/1	0/1			1/1					
6	KIM Sung-Heon	3/6	50		2/5				1/1				
7	YOON Kyung-Min	3/6	50			0/3		2/2	1/1				
8	LIM Duk-Jun										1		
9	CHOI Seung-Wook												
10	PARK Chan-Yong												
12	LEE Chang-Woo												
13	YOON Kyung-Shin	7/13	54	1/1		4/9	2/3						
14	PARK Min-Chul	1/1	100					1/1		1			
15	LEE Tea-Young	3/6	50	0/1	1/3		1/1	1/1		1			
17	LEE Jae-Woo	1/2	50			1/1			0/1				
19	JI Seung-Hyun												
20	PAEK Won-Chul	5/12	42			2/8		0/1	3/3	1	1		
Bench / Team													
Totals		25/49	51	2/3	3/9	7/21	3/4	5/6	5/6	3	2		

Goalkeepers		Saves							
No.	Name	S/S	%	6m	Wing	9m	7m	FB	BT
1	HAN Kyung-Tai	5/26	19	1/7	1/5	3/8		0/3	0/3
12	LEE Chang-Woo	4/13	31	1/5	1/2	2/2	0/1	0/2	0/1
Totals		9/39	23	2/12	2/7	5/10	0/1	0/5	0/4

HUN - Hungary

Players		Shots								Penalties			
No.	Name	G/S	%	6m	Wing	9m	7m	FB	BT	YC	2Min	RC	EX
1	SZATHMARI Janos												
2	HARSANYI Gergely Janos												
3	ILYES Ferenc												
4	CSASZAR Gabor												
5	MEZEI Richard	1/2	50	1/2						1			
7	GAL Gyula	4/4	100	4/4							2		
8	IVANCSIK Gergo	1/1	100					1/1					
12	FAZEKAS Nandor												
13	DIAZ Ivo												
14	PEREZ Carlos	4/8	50			1/5			3/3				
15	PASZTOR Istvan	7/8	88	2/3	2/2			3/3		1	1		
17	LALUSKA Balazs	2/5	40		1/3	1/2				1	2		
19	NAGY Laszlo	9/16	56	2/4	2/3	2/5	1/1	1/1	1/2				
24	LENDVAY Peter	2/3	67	1/1		1/2							
Bench / Team													
Totals		30/47	64	10/14	5/8	5/14	1/1	5/5	4/5	3	5		

Goalkeepers		Saves							
No.	Name	S/S	%	6m	Wing	9m	7m	FB	BT
1	SZATHMARI Janos	5/9	56	1/2		3/3	1/3	0/1	
12	FAZEKAS Nandor	10/31	32	0/1	2/5	7/14	0/1	1/5	0/5
Totals		15/40	38	1/3	2/5	10/17	1/4	1/6	0/5

1st Half	
PAEK W	1 (3') 0
	1 (6') 1 MEZEI R
	1 (7') 2 PASZTOR I
YOON K	2 (8') 2
	2 (9') 3 PEREZ C
YOON K	3 (9') 3
	3 (11') 4 PASZTOR I
	3 (12') 5 IVANCSIK G
YOON K	4 (12') 5
	4 (13') 6 NAGY L
	4 (14') 7 NAGY L
YOON K	5 (16') 7
	5 (17') 8 PEREZ C
YOON K	6 (17') 8
YOON K	7 (18') 8
	7 (19') 9 LALUSKA B
PAEK W	8 (20') 9
	8 (21') 10 LALUSKA B
KIM S	9 (21') 10
YOON K	10 (23') 10
	10 (24') 11 PASZTOR I
KIM S	11 (26') 11
	11 (27') 12 PEREZ C
	11 (28') 13 PASZTOR I
YOON K	12 (28') 13
	12 (29') 14 GAL G
KIM S	13 (30') 14
2nd Half	
KIM T	14 (31') 14
	14 (31') 15 NAGY L
LEE T	15 (32') 15
	15 (33') 16 GAL G
YOON K	16 (34') 16
	16 (36') 17 NAGY L
YOON K	17 (36') 17
	17 (37') 18 GAL G
PAEK W	18 (38') 18
	18 (38') 19 NAGY L
LEE T	19 (39') 19
	19 (39') 20 NAGY L
PAEK W	20 (40') 20
PAEK W	21 (42') 20
LEE J	22 (43') 20
	22 (45') 21 NAGY L
	22 (46') 22 LENDVAY P
	22 (48') 23 PASZTOR I
	22 (49') 24 GAL G
LEE T	23 (50') 24
	23 (51') 25 NAGY L
	23 (52') 26 PEREZ C
	23 (55') 27 LENDVAY P
	23 (56') 28 PASZTOR I
	23 (58') 29 NAGY L
	23 (59') 30 PASZTOR I
KIM T	24 (59') 30
PARK M	25 (60') 30

LEGEND									
G/S	Goals / Shots	%	Efficiency	6m	6-metre Shots	7m	7-metre Shots	9m	9-metre Shots
S/S	Saves / Shots	Wing	Wing Shots	FB	Fast Breaks	BT	Breakthroughs	EX	Exclusions
YC	Yellow Cards	RC	Red Cards	2Min	2 Minute Suspensions				
+	2 Minute + 2 Minute Suspensions								



Match Team Statistics

Ομαδικές Στατιστικές Αγώνα / Statistiques du match par équipe

Match No: 35

KOR 25 - 30 HUN
(13-14) (12-16)

Referees: (19) BAUM M / (20) GORALCZYK M (POL)

KOR - Korea

Players		Shots								Offence		Defence		Penalties				TP
No.	Name	G/S	%	6m	Wing	9m	7m	FB	BT	AS	TF	ST	BS	YC	2Min	RC	EX	
1	HAN Kyung-Tai																	43:54
5	KIM Tea-Wan	2/3	67	1/1	0/1			1/1		1								14:28
6	KIM Sung-Heon	3/6	50		2/5				1/1									60:00
7	YOON Kyung-Min	3/6	50			0/3		2/2	1/1		1	2	1					49:33
8	LIM Duk-Jun														1			08:36
9	CHOI Seung-Wook																	
10	PARK Chan-Yong										1							06:19
12	LEE Chang-Woo																	16:06
13	YOON Kyung-Shin	7/13	54	1/1		4/9	2/3			1	2							42:47
14	PARK Min-Chul	1/1	100					1/1		1	1	2	2	1				39:19
15	LEE Tea-Young	3/6	50	0/1	1/3		1/1	1/1						1				51:14
17	LEE Jae-Woo	1/2	50			1/1			0/1	1	1							37:43
19	JI Seung-Hyun																	
20	PAEK Won-Chul	5/12	42			2/8		0/1	3/3	1	1			1	1			50:01
Bench / Team																		
Totals		25/49	51	2/3	3/9	7/21	3/4	5/6	5/6	5	7	4	3	3	2			

Goalkeepers		Total Shots		6m Shots		Wing Shots		9m Shots		7m Shots		Fast Breaks		Breakthroughs	
No.	Name	S/S	%	S/S	%	S/S	%	S/S	%	S/S	%	S/S	%	S/S	%
1	HAN Kyung-Tai	5/26	19	1/7	14	1/5	20	3/8	38			0/3	0	0/3	0
12	LEE Chang-Woo	4/13	31	1/5	20	1/2	50	2/2	100	0/1	0	0/2	0	0/1	0
Totals		9/39	23	2/12	17	2/7	29	5/10	50	0/1	0	0/5	0	0/4	0

Team Shots	Goals	Saves	Missed	Post	Blocked	Total	%
6m Shots	2	1				3	67
Wing Shots	3	2	1	3		9	33
9m Shots	7	10	1		3	21	33
7m Shots	3	1			n/a	4	75
Fast Breaks	5	1				6	83
Breakthroughs	5		1			6	83
Totals	25	15	3	3	3	49	51

Number of Attacks: 51, Scoring Efficiency: 49%



Match Team Statistics

Ομαδικές Στατιστικές Αγώνα / Statistiques du match par équipe

Match No: 35

KOR 25 - 30 HUN
(13-14) (12-16)

Referees: (19) BAUM M / (20) GORALCZYK M (POL)

KOR - Korea

Shots Distribution

Players

Goals / Shots

5 KIM T	6 KIM S	7 YOON K	8 LIM D	9 CHOI S	10 PARK C
1/1 1/1	0/1 0/1	1/1 1/2 1/1			
1-Post	1-Post	2-Blocked			
13 YOON K	14 PARK M	15 LEE T	17 LEE J	19 JI S	20 PAEK W
0/1 2/3	1/1	0/1			2/3 1/1
0/2 1/1		0/1			0/2
2/2 0/1 2/3		1/1 2/2	1/1		1/2 1/1 0/1
		1-Missed 1-Post	1-Missed		1-Missed 1-Blocked

Team

Offence

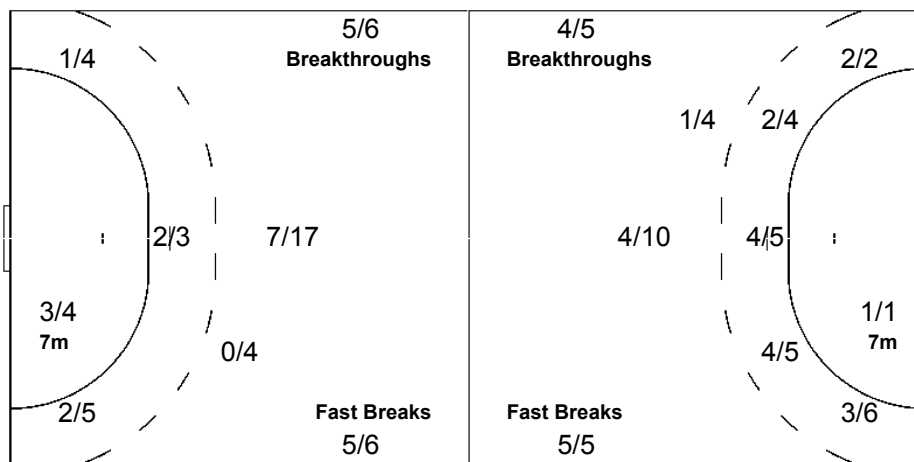
Defence

Goalkeepers

Goals / Shots

2/5	3/3	4/5
1/5	1/2	1/3
4/5	2/3	7/9

3-Missed 3-Post 3-Blocked



Saves / Shots

0/2	0/3	
3/6	4/5	0/1
2/9	0/3	0/10

1 HAN K

0/2	0/2	
1/3	3/4	0/1
1/4	0/2	0/8

12 LEE C

	0/1	
2/3	1/1	
1/5	0/1	0/2



Match Team Statistics

Ομαδικές Στατιστικές Αγώνα / Statistiques du match par équipe

Match No: 35

KOR 25 - 30 HUN

(13-14) (12-16)

Referees: (19) BAUM M / (20) GORALCZYK M (POL)

HUN - Hungary

No.	Name	Shots								Offence		Defence		Penalties				TP
		G/S	%	6m	Wing	9m	7m	FB	BT	AS	TF	ST	BS	YC	2Min	RC	EX	
1	SZATHMARI Janos																	17:26
2	HARSANYI Gergely Janos																	
3	ILYES Ferenc																	11:38
4	CSASZAR Gabor																	
5	MEZEI Richard	1/2	50	1/2						1	1		1				34:30	
7	GAL Gyula	4/4	100	4/4											2		36:02	
8	IVANCSIK Gergo	1/1	100					1/1									16:24	
12	FAZEKAS Nandor									2							42:34	
13	DIAZ Ivo									1	2						25:39	
14	PEREZ Carlos	4/8	50			1/5			3/3	3	2						37:46	
15	PASZTOR Istvan	7/8	88	2/3	2/2			3/3		1				1	1		58:20	
17	LALUSKA Balazs	2/5	40		1/3	1/2				3			2	1	2		50:24	
19	NAGY Laszlo	9/16	56	2/4	2/3	2/5	1/1	1/1	1/2	5	2						60:00	
24	LENDVAY Peter	2/3	67	1/1		1/2				4	1						29:17	
	Bench / Team																	
	Totals	30/47	64	10/14	5/8	5/14	1/1	5/5	4/5	20	8		3	3	5			

No.	Name	Total Shots		6m Shots		Wing Shots		9m Shots		7m Shots		Fast Breaks		Breakthroughs	
		S/S	%	S/S	%	S/S	%	S/S	%	S/S	%	S/S	%	S/S	%
1	SZATHMARI Janos	5/9	56	1/2	50			3/3	100	1/3	33	0/1		0	
12	FAZEKAS Nandor	10/31	32	0/1	0	2/5	40	7/14	50	0/1	0	1/5	20	0/5	0
	Totals	15/40	38	1/3	33	2/5	40	10/17	59	1/4	25	1/6	17	0/5	0

Team Shots	Goals	Saves	Missed	Post	Blocked	Total	%
6m Shots	10	2		2		14	71
Wing Shots	5	2	1			8	63
9m Shots	5	5	1		3	14	36
7m Shots	1				n/a	1	100
Fast Breaks	5					5	100
Breakthroughs	4		1			5	80
Totals	30	9	3	2	3	47	64

Number of Attacks: 51, Scoring Efficiency: 59%



Match Team Statistics

Ομαδικές Στατιστικές Αγώνα / Statistiques du match par équipe

Match No: 35

KOR 25 - 30 HUN
(13-14) (12-16)

Referees: (19) BAUM M / (20) GORALCZYK M (POL)

HUN - Hungary

Players

Goals / Shots

2 HARSANYI G	3 ILYES F	4 CSASZAR G	5 MEZEI R	7 GAL G	8 IVANCSIK G
				1/1 1/1	
				1/1	
			1/1	1/1	1/1
			1-Post		
13 DIAZ I	14 PEREZ C	15 PASZTOR I	17 LALUSKA B	19 NAGY L	24 LENDVAY P
	0/3	1/1 1/1	1/1 0/1	1/1 2/4	
	4/4	2/2 1/1 2/2	0/1 1/1	2/3 3/3	2/2
	1-Blocked	1-Post	1-Missed	1-Missed 2-Blocked	1-Missed

Shots Distribution

Team

Offence

Defence

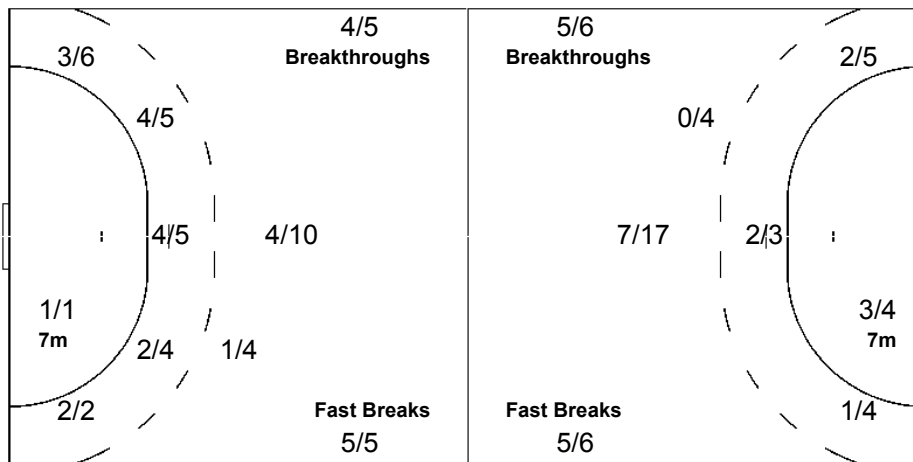
Goalkeepers

Goals / Shots

2/2	3/3	
3/6	1/5	1/1
7/9	3/3	10/10
3-Missed	2-Post	3-Blocked

Saves / Shots

3/5	0/3	1/5
4/5	1/2	2/3
1/5	1/3	2/9



1 SZATHMARI J

1/1	0/1	1/2
		1/1
0/1	0/1	2/2

12 FAZEKAS N

2/4	0/2	0/3
4/5	1/2	1/2
1/4	1/2	0/7

LEGEND								
G/S Goals / Shots	% Efficiency	6m 6-metre Shots	7m 7-metre Shots	9m 9-metre Shots				
S/S Saves / Shots	Wing Wing Shots	FB Fast Breaks	BT Breakthroughs	EX Exclusions				
AS Assists	TF Technical Faults	ST Steals	BS Blocked Shots	TP Time Played				
YC Yellow Cards	RC Red Cards	n/a not applicable	2Min 2 Minute Suspensions					
+ 2 Minute + 2 Minute Suspensions								



Results

Αποτελέσματα / Résultats

Match No: 36

FRA 24 - 26 RUS
(14-13) (10-13)

Referees: (15) NACHEVSKI D / (16) NACHEVSKI M (MKD)

RUNNING SCORE

FRA - RUS

FRA - France

Players		Shots								Penalties			
No.	Name	G/S	%	6m	Wing	9m	7m	FB	BT	YC	2Min	RC	EX
1	PLOQUIN Yann												
2	FERNANDEZ Jerome	2/4	50			2/4							
3	DINART Didier									1			
5	GILLE Guillaume	1/3	33	1/1		0/2							
6	GILLE Bertrand	4/7	57	3/4		1/3				1			
7	KERVADEC Gueric	1/1	100	1/1						1	1		
8	NARCISSE Daniel	1/5	20			1/5							
9	ANQUETIL Gregory	5/7	71		3/5		2/2						
11	GIRAULT Olivier	1/1	100					1/1					
13	KARABATIC Nikola	1/6	17	0/2		1/4						1	
16	OMEYER Thierry												
17	RICHARDSON Jackson												
18	ABATI Joel	6/9	67	0/1		3/4	0/1	2/2	1/1				
21	GUIGOU Michael	2/4	50		0/1	0/1		1/1	1/1				
Bench / Team													
Totals		24/47	51	5/9	3/6	8/23	2/3	4/4	2/2	3	2		

Goalkeepers		Saves							
No.	Name	S/S	%	6m	Wing	9m	7m	FB	BT
1	PLOQUIN Yann	0/3	0		0/1	0/1	0/1		
16	OMEYER Thierry	8/31	26	1/5	0/3	4/10	1/5	0/4	2/4
Totals		8/34	24	1/5	0/4	4/11	1/6	0/4	2/4

RUS - Russia

Players		Shots								Penalties			
No.	Name	G/S	%	6m	Wing	9m	7m	FB	BT	YC	2Min	RC	EX
1	LAVROV Andrey												
3	IVANOV Vitali	5/7	71				4/4		1/3				
5	KULESHOV Oleg	4/5	80	1/1		2/3			1/1				
6	KRIVOSHLYKOV Denis	3/4	75	0/1	2/2			1/1		1			
8	TUCHKIN Alexandre	2/6	33			2/6							
9	KUDINOV Vasily	1/1	100			1/1							
11	TORGOVANOVA Dmitri	3/3	100	2/2				1/1			1		
13	GORBATIKOV Alexander												
15	RASTVORTSEV Alexey	2/6	33			2/6							
16	KOSTYGOV Alexey												
18	GORPICHIN Viatcheslav												
19	POGORELOV Sergey												
20	CHIPURIN Mikhail	1/1	100	1/1						1	1		
23	KOKCHAROV Eduard	5/7	71	0/1	2/2		1/2	2/2				1	
Bench / Team													
Totals		26/40	65	4/6	4/4	7/16	5/6	4/4	2/4	3	3		

Goalkeepers		Saves							
No.	Name	S/S	%	6m	Wing	9m	7m	FB	BT
1	LAVROV Andrey	15/39	38	3/8	3/6	8/16	1/3	0/4	0/2
16	KOSTYGOV Alexey								
Totals		15/39	38	3/8	3/6	8/16	1/3	0/4	0/2

1st Half	
FERNANDEZ J	1 (3') 0
GILLE B	1 (3') 1
FERNANDEZ J	3 (5') 1
ANQUETIL G	3 (5') 2
ABATI J	4 (6') 2
ABATI J	5 (7') 2
ABATI J	5 (8') 3
ANQUETIL G	5 (11') 4
ANQUETIL G	6 (12') 4
ANQUETIL G	7 (13') 4
ANQUETIL G	7 (13') 5
GUIGOU M	7 (14') 6
GUIGOU M	7 (15') 7
GUIGOU M	7 (18') 8
GUIGOU M	7 (19') 9
GUIGOU M	8 (20') 9
GUIGOU M	9 (22') 9
GUIGOU M	10 (23') 9
GUIGOU M	10 (24') 10
GILLE G	10 (25') 11
GILLE G	11 (26') 11
GILLE G	11 (26') 12
KARABATIC N	12 (27') 12
KARABATIC N	12 (28') 13
NARCISSE D	13 (30') 13
GILLE B	14 (30') 13

2nd Half	
KERVADEC G	14 (33') 14
ABATI J	15 (34') 14
ABATI J	16 (35') 14
ABATI J	16 (35') 15
ABATI J	16 (36') 16
ABATI J	17 (38') 16
ABATI J	17 (40') 17
ANQUETIL G	17 (41') 18
ANQUETIL G	18 (42') 18
ANQUETIL G	18 (42') 19
ANQUETIL G	18 (44') 20
ABATI J	19 (44') 20
ABATI J	19 (45') 21
ABATI J	20 (46') 21
ABATI J	20 (46') 22
ANQUETIL G	20 (46') 22
ANQUETIL G	21 (47') 22
GILLE B	22 (51') 22
GILLE B	22 (56') 23
GILLE B	22 (57') 24
GIRAULT O	23 (58') 24
GIRAULT O	23 (59') 25
GILLE B	24 (59') 25
GILLE B	24 (60') 26

LEGEND

G/S	Goals / Shots	%	Efficiency	6m	6-metre Shots	7m	7-metre Shots	9m	9-metre Shots
S/S	Saves / Shots	Wing	Wing Shots	FB	Fast Breaks	BT	Breakthroughs	EX	Exclusions
YC	Yellow Cards	RC	Red Cards	2Min	2 Minute Suspensions				
+	2 Minute + 2 Minute Suspensions								



Match Team Statistics

Ομαδικές Στατιστικές Αγώνα / Statistiques du match par équipe

Match No: 36

FRA 24 - 26 RUS

(14-13) (10-13)

Referees: (15) NACHEVSKI D / (16) NACHEVSKI M (MKD)

FRA - France

No.	Name	Shots								Offence		Defence		Penalties			TP	
		G/S	%	6m	Wing	9m	7m	FB	BT	AS	TF	ST	BS	YC	2Min	RC		EX
1	PLOQUIN Yohann																	04:10
2	FERNANDEZ Jerome	2/4	50			2/4				2								32:43
3	DINART Didier									1		2		1				21:26
5	GILLE Guillaume	1/3	33	1/1		0/2					1							21:47
6	GILLE Bertrand	4/7	57	3/4		1/3					1	2		1				47:08
7	KERVADEC Gueric	1/1	100	1/1						2	2		1	1	1			34:41
8	NARCISSE Daniel	1/5	20			1/5												14:08
9	ANQUETIL Gregory	5/7	71		3/5		2/2				3	2						43:55
11	GIRAULT Olivier	1/1	100					1/1		1								11:48
13	KARABATIC Nikola	1/6	17	0/2		1/4				1	1				1			19:19
16	OMEYER Thierry																	55:50
17	RICHARDSON Jackson									1		2						18:13
18	ABATI Joel	6/9	67	0/1		3/4	0/1	2/2	1/1	3	1							47:17
21	GUIGOU Michael	2/4	50		0/1	0/1		1/1	1/1		2							47:35
	Bench / Team																	
	Totals	24/47	51	5/9	3/6	8/23	2/3	4/4	2/2	11	11	6	3	3	2			

No.	Name	Total Shots		6m Shots		Wing Shots		9m Shots		7m Shots		Fast Breaks		Breakthroughs	
		S/S	%	S/S	%	S/S	%	S/S	%	S/S	%	S/S	%	S/S	%
1	PLOQUIN Yohann	0/3	0			0/1	0	0/1	0	0/1	0				
16	OMEYER Thierry	8/31	26	1/5	20	0/3	0	4/10	40	1/5	20	0/4	0	2/4	50
	Totals	8/34	24	1/5	20	0/4	0	4/11	36	1/6	17	0/4	0	2/4	50

Team Shots	Goals	Saves	Missed	Post	Blocked	Total	%
6m Shots	5	3	1			9	56
Wing Shots	3	3				6	50
9m Shots	8	8	2		5	23	35
7m Shots	2	1			n/a	3	67
Fast Breaks	4					4	100
Breakthroughs	2					2	100
Totals	24	15	3		5	47	51

Number of Attacks: 55, Scoring Efficiency: 44%



Match Team Statistics

Ομαδικές Στατιστικές Αγώνα / Statistiques du match par équipe

Match No: 36

FRA 24 - 26 RUS
(14-13) (10-13)

Referees: (15) NACHEVSKI D / (16) NACHEVSKI M (MKD)

FRA - France

Shots Distribution

Players

Goals / Shots

2 FERNANDEZ J

1/1		
		1/1
1-Missed		1-Blocked

3 DINART D

5 GILLE G

	0/1	
		1/1
		1-Blocked

6 GILLE B

0/1		
2/4	1/1	1/1

7 KERVADEC G

	1/1	
--	-----	--

8 NARCISSE D

0/1		
1/1		0/1
1-Missed		1-Blocked

9 ANQUETIL G

	1/1	
2/2	1/2	1/2

11 GIRAULT O

		1/1
--	--	-----

13 KARABATIC N

		0/1
1/1	0/2	
1-Missed		1-Blocked

17 RICHARDSON J

--	--	--

18 ABATI J

1/1		
1/1	0/1	1/1
1/2	1/1	1/1
		1-Blocked

21 GUIGOU M

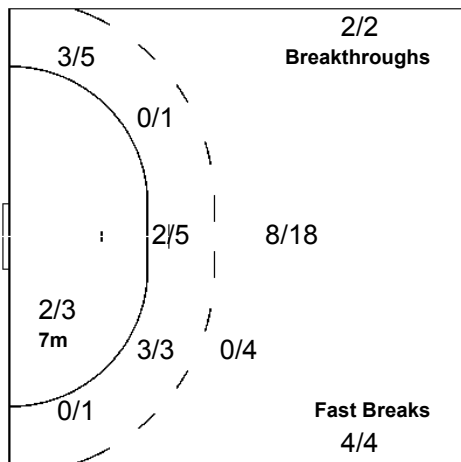
1/1	0/1	
	1/1	0/1

Team

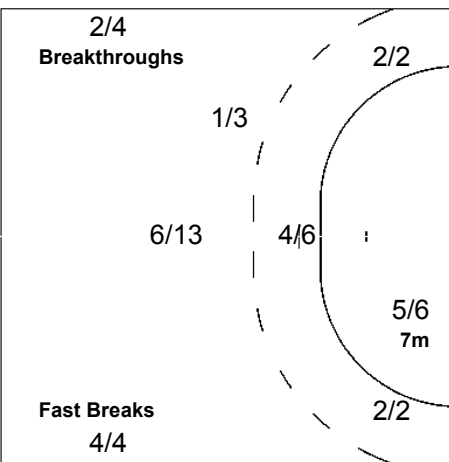
Goals / Shots

2/2	1/2	
2/4	1/3	2/3
7/10	4/7	5/8
3-Missed		5-Blocked

Offence



Defence



Goalkeepers

Saves / Shots

0/1	0/1	1/3
1/2		4/8
0/8	1/6	1/5

1 PLOQUIN Y

0/1	0/1	0/1

16 OMEYER T

0/1	0/1	1/3
1/2		4/8
0/7	1/5	1/4



Match Team Statistics

Ομαδικές Στατιστικές Αγώνα / Statistiques du match par équipe

Match No: 36

FRA 24 - 26 RUS
(14-13) (10-13)

Referees: (15) NACHEVSKI D / (16) NACHEVSKI M (MKD)

RUS - Russia

No.	Name	Shots								Offence		Defence		Penalties				TP
		G/S	%	6m	Wing	9m	7m	FB	BT	AS	TF	ST	BS	YC	2Min	RC	EX	
1	LAVROV Andrey																	60:00
3	IVANOV Vitali	5/7	71				4/4		1/3		2							31:00
5	KULESHOV Oleg	4/5	80	1/1		2/3			1/1	2	3	2						24:47
6	KRIVOSHLYKOV Denis	3/4	75	0/1	2/2			1/1		2		2		1				59:27
8	TUCHKIN Alexandre	2/6	33			2/6				2	2							19:46
9	KUDINOV Vasily	1/1	100			1/1					2							13:59
11	TORGOVANOV Dmitri	3/3	100	2/2				1/1			1	2	2		1			53:56
13	GORBATIKOV Alexander																	
15	RASTVORTSEV Alexey	2/6	33			2/6				1	1							30:39
16	KOSTYGOV Alexey																	
18	GORPICHIN Viatcheslav												1					13:43
19	POGORELOV Sergey									2			1	1				27:42
20	CHIPURIN Mikhail	1/1	100	1/1						1	1			1	1			25:01
23	KOKCHAROV Eduard	5/7	71	0/1	2/2		1/2	2/2			4	1			1			60:00
Bench / Team																		
Totals		26/40	65	4/6	4/4	7/16	5/6	4/4	2/4	10	16	7	4	3	3			

No.	Name	Total Shots		6m Shots		Wing Shots		9m Shots		7m Shots		Fast Breaks		Breakthroughs	
		S/S	%	S/S	%	S/S	%	S/S	%	S/S	%	S/S	%	S/S	%
1	LAVROV Andrey	15/39	38	3/8	38	3/6	50	8/16	50	1/3	33	0/4	0	0/2	0
16	KOSTYGOV Alexey														
Totals		15/39	38	3/8	38	3/6	50	8/16	50	1/3	33	0/4	0	0/2	0

Team Shots	Goals	Saves	Missed	Post	Blocked	Total	%
6m Shots	4	1		1		6	67
Wing Shots	4					4	100
9m Shots	7	4	2	2	1	16	44
7m Shots	5	1			n/a	6	83
Fast Breaks	4					4	100
Breakthroughs	2	2				4	50
Totals	26	8	2	3	1	40	65

Number of Attacks: 55, Scoring Efficiency: 47%



Match Team Statistics

Ομαδικές Στατιστικές Αγώνα / Statistiques du match par équipe

Match No: 36

FRA 24 - 26 RUS
(14-13) (10-13)

Referees: (15) NACHEVSKI D / (16) NACHEVSKI M (MKD)

RUS - Russia

Shots Distribution

Players

Goals / Shots

3 IVANOV V	5 KULESHOV O	6 KRIVOSHLYKOV D	8 TUCHKIN A	9 KUDINOV V	11 TORGOVANOV D
1/1	1/1	1/1	1/1	1/1	1/1
1/2	1/1	1/1	0/1	1/1	1/1
1/1	1/1	1/1	1/1	1/1	1/1
	1-Missed		1-Missed	1-Blocked	
13 GORBATIKOV A	15 RASTVORTSEV A	18 GORPICHIN V	19 POGORELOV S	20 CHIPURIN M	23 KOKCHAROV E
	0/2				0/1
	1/1	1/1		1/1	2/2
	2-Post				1-Post

Team

Offence

Defence

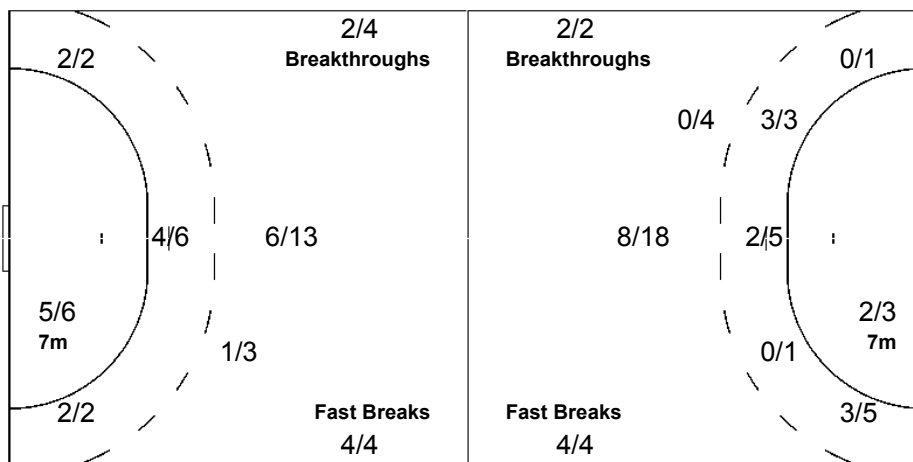
Goalkeepers

Goals / Shots

1/1	1/1	2/3
1/2	5/6	4/8
8/8	5/6	4/5
2-Missed	3-Post	1-Blocked

Saves / Shots

0/2	1/2	
2/4	2/3	1/3
3/10	3/7	3/8



1 LAVROV A

0/2	1/2	
2/4	2/3	1/3
3/10	3/7	3/8

16 KOSTYGOV A

LEGEND									
G/S	Goals / Shots	%	Efficiency	6m	6-metre Shots	7m	7-metre Shots	9m	9-metre Shots
S/S	Saves / Shots	Wing	Wing Shots	FB	Fast Breaks	BT	Breakthroughs	EX	Exclusions
AS	Assists	TF	Technical Faults	ST	Steals	BS	Blocked Shots	TP	Time Played
YC	Yellow Cards	RC	Red Cards	n/a	not applicable	2Min	2 Minute Suspensions		
+	2 Minute + 2 Minute Suspensions								



Helliniko Indoor Arena
Κλειστό Γήπεδο Ελληνικού
Helliniko Salle des Sports

FRI 27 AUG 2004
11:30

Handball
Χειροσφαίριση / Handball

MEN
Άνδρες / Hommes

Classification
Αγώνες Κατάταξης / Tour de Classement



Results

Αποτελέσματα / Résultats

Match No: 37

GRE 29 - 24 KOR
(16-9) (13-15)

Referees: (15) NACHEVSKI D / (16) NACHEVSKI M (MKD)

RUNNING SCORE

GRE - KOR

GRE - Greece

Players		Shots								Penalties			
No.	Name	G/S	%	6m	Wing	9m	7m	FB	BT	YC	2Min	RC	EX
2	VOGLIS Evangelos												
4	TZIMOURTOS Dimitrios	2/2	100	1/1					1/1				
6	VASILAKIS Alexandros	2/5	40			1/4			1/1				
7	ZARAVINAS Giorgos	4/4	100		4/4								
8	CHATSA TOURIAN Gregor												
9	BALOMENOS Spyros	8/13	62	0/2		8/9		0/1	0/1				
10	KOKOLODIMITRAKIS Nikolaos									1	3	1	
11	GRAMMATIKOS Nikolaos	3/9	33	0/2		2/6			1/1				
12	KAFFATOS Dimitrios												
13	ZIVOULOVIC Sasa	1/2	50			1/2							
16	CHRYSOPOULOS Jiotso												
17	CHALKIDIS Giorgos	3/5	60	3/4		0/1				1	2		
19	ALVANOS Alexis	2/5	40			1/4		1/1		1	1		
20	KARYPIDIS Savvas	4/8	50		1/2	0/1		2/4	1/1				
Bench / Team													
Totals		29/53	55	4/9	5/6	13/27		3/6	4/5	3	6	1	

Goalkeepers		Saves							
No.	Name	S/S	%	6m	Wing	9m	7m	FB	BT
12	KAFFATOS Dimitrios	15/39	38	2/10	3/5	8/14	1/2	1/5	0/3
16	CHRYSOPOULOS Jiotso								
Totals		15/39	38	2/10	3/5	8/14	1/2	1/5	0/3

KOR - Korea

Players		Shots								Penalties			
No.	Name	G/S	%	6m	Wing	9m	7m	FB	BT	YC	2Min	RC	EX
1	HAN Kyung-Tai												
5	KIM Tea-Wan	0/1	0					0/1					
6	KIM Sung-Heon	2/6	33		1/3	1/2		0/1		1			
7	YOON Kyung-Min	3/6	50			1/3		2/3		1			
8	LIM Duk-Jun												
9	CHOI Seung-Wook	0/2	0		0/2								
10	PARK Chan-Yong	0/1	0	0/1									
11	OH Yun-Suk												
12	LEE Chang-Woo												
13	YOON Kyung-Shin	6/14	43	2/2		2/10			2/2				
15	LEE Tea-Young	3/6	50	0/1	1/2		1/2	1/1		1			
17	LEE Jae-Woo	5/8	63	1/2		2/4		1/1	1/1				
19	JI Seung-Hyun												
20	PAEK Won-Chul	5/8	63	5/5		0/2		0/1			1		
Bench / Team													
Totals		24/52	46	8/11	2/7	6/21	1/2	4/8	3/3	3	1		

Goalkeepers		Saves							
No.	Name	S/S	%	6m	Wing	9m	7m	FB	BT
1	HAN Kyung-Tai	15/38	39	3/6	0/5	8/19		3/4	1/4
12	LEE Chang-Woo	1/7	14	0/1		1/3		0/2	0/1
Totals		16/45	36	3/7	0/5	9/22		3/6	1/5

1st Half			
	0 (2')	1	LEE J
CHALKIDIS G	1 (4')	1	
BALOMENOS S	2 (5')	1	
BALOMENOS S	3 (7')	1	
	3 (9')	2	LEE T
ZARAVINAS G	4 (10')	2	
	4 (11')	3	YOON K
BALOMENOS S	5 (12')	3	
KARYPIDIS S	6 (13')	3	
	6 (14')	4	YOON K
GRAMMATIKOS N	7 (16')	4	
	7 (16')	5	LEE J
GRAMMATIKOS N	8 (17')	5	
BALOMENOS S	9 (20')	5	
	9 (21')	6	YOON K
ZIVOULOVIC S	10 (22')	6	
	10 (22')	7	YOON K
KARYPIDIS S	11 (23')	7	
VASILAKIS A	12 (26')	7	
	12 (26')	8	PAEK W
CHALKIDIS G	13 (28')	8	
	13 (28')	9	PAEK W
BALOMENOS S	14 (29')	9	
KARYPIDIS S	15 (30')	9	
KARYPIDIS S	16 (30')	9	

2nd Half			
	16 (32')	10	LEE T
	16 (33')	11	PAEK W
ZARAVINAS G	17 (33')	11	
	17 (34')	12	LEE J
BALOMENOS S	18 (35')	12	
	18 (37')	13	LEE J
	18 (38')	14	YOON K
	18 (38')	15	LEE J
ZARAVINAS G	19 (39')	15	
	19 (41')	16	KIM S
	19 (42')	17	YOON K
	19 (44')	18	PAEK W
VASILAKIS A	20 (44')	18	
	20 (44')	19	YOON K
BALOMENOS S	21 (45')	19	
ALVANOS A	22 (46')	19	
ALVANOS A	23 (47')	19	
	23 (49')	20	YOON K
TZIMOURTOS D	24 (50')	20	
CHALKIDIS G	25 (51')	20	
	25 (52')	21	LEE T
	25 (52')	22	YOON K
GRAMMATIKOS N	26 (53')	22	
	26 (57')	23	PAEK W
ZARAVINAS G	27 (57')	23	
TZIMOURTOS D	28 (59')	23	
	28 (59')	24	KIM S
BALOMENOS S	29 (60')	24	

LEGEND									
G/S	Goals / Shots	%	Efficiency	6m	6-metre Shots	7m	7-metre Shots	9m	9-metre Shots
S/S	Saves / Shots	Wing	Wing Shots	FB	Fast Breaks	BT	Breakthroughs	EX	Exclusions
YC	Yellow Cards	RC	Red Cards	2Min	2 Minute Suspensions				
+	2 Minute + 2 Minute Suspensions								





Match Team Statistics

Ομαδικές Στατιστικές Αγώνα / Statistiques du match par équipe

Match No: 37

GRE 29 - 24 KOR
(16-9) (13-15)

Referees: (15) NACHEVSKI D / (16) NACHEVSKI M (MKD)

GRE - Greece

No.	Name	Shots								Offence		Defence		Penalties			TP	
		G/S	%	6m	Wing	9m	7m	FB	BT	AS	TF	ST	BS	YC	2Min	RC		EX
2	VOGLIS Evangelos																	
4	TZIMOURTOS Dimitrios	2/2	100	1/1					1/1		1							11:38
6	VASILAKIS Alexandros	2/5	40			1/4			1/1			1	1				15:07	
7	ZARAVINAS Giorgos	4/4	100		4/4						1						60:00	
8	CHATSATOURIAN Gregor																	
9	BALOMENOS Spyros	8/13	62	0/2		8/9		0/1	0/1	2	2		2				52:24	
10	KOKOLODIMITRAKIS Nikolaos											1		1	3	1	28:25	
11	GRAMMATIKOS Nikolaos	3/9	33	0/2		2/6			1/1	3	5						31:46	
12	KAFFATOS Dimitrios									1							60:00	
13	ZIVOULOVIC Sasa	1/2	50			1/2					1						10:50	
16	CHRYSOPOULOS Jiotsa																	
17	CHALKIDIS Giorgos	3/5	60	3/4		0/1				1	2			1	2		56:23	
19	ALVANOS Alexis	2/5	40			1/4			1/1	1	2	1	1	1	1		45:05	
20	KARYPIDIS Savvas	4/8	50		1/2	0/1		2/4	1/1		1	1					48:22	
Bench / Team																		
Totals		29/53	55	4/9	5/6	13/27		3/6	4/5	8	15	4	4	3	6	1		

No.	Name	Total Shots		6m Shots		Wing Shots		9m Shots		7m Shots		Fast Breaks		Breakthroughs	
		S/S	%	S/S	%	S/S	%	S/S	%	S/S	%	S/S	%	S/S	%
12	KAFFATOS Dimitrios	15/39	38	2/10	20	3/5	60	8/14	57	1/2	50	1/5	20	0/3	0
16	CHRYSOPOULOS Jiotsa														
Totals		15/39	38	2/10	20	3/5	60	8/14	57	1/2	50	1/5	20	0/3	0

Team Shots	Goals	Saves	Missed	Post	Blocked	Total	%
6m Shots	4	3	2			9	44
Wing Shots	5		1			6	83
9m Shots	13	9	1	1	3	27	48
7m Shots					n/a		
Fast Breaks	3	3				6	50
Breakthroughs	4	1				5	80
Totals	29	16	4	1	3	53	55

Number of Attacks: 61, Scoring Efficiency: 48%



Match Team Statistics

Ομαδικές Στατιστικές Αγώνα / Statistiques du match par équipe

Match No: 37

GRE 29 - 24 KOR
(16-9) (13-15)

Referees: (15) NACHEVSKI D / (16) NACHEVSKI M (MKD)

GRE - Greece

Shots Distribution

Players

Goals / Shots

Player	Goals	Shots	Notes
2 VOGLIS E	0	0	
4 TZIMOURTOS D	2	2	
6 VASILAKIS A	1	2	1-Missed 1-Post
7 ZARAVINAS G	1	2	
8 CHATSATOURIAN G	0	0	
9 BALOMENOS S	1	3	1-Missed
10 KOKOLODIMITRAKIS N	0	0	
11 GRAMMATIKOS N	1	3	2-Blocked
13 ZIVOULOVIC S	1	2	
17 CHALKIDIS G	2	3	1-Missed
19 ALVANOS A	1	2	
20 KARYPIDIS S	1	3	1-Missed 1-Blocked

Team

Offence

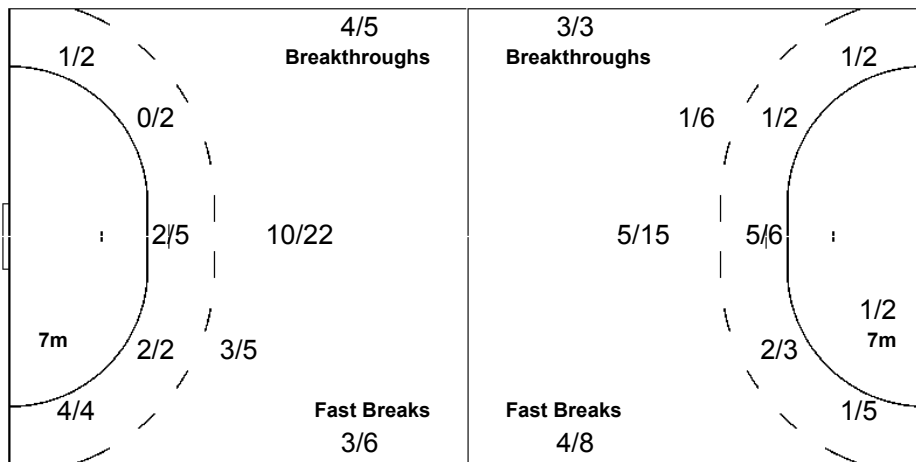
Defence

Goalkeepers

Goals / Shots

3/4	1/5	4/4
4/6		1/1
7/12	3/5	6/8

4-Missed 1-Post 3-Blocked



Saves / Shots

1/2	1/2	0/1
4/6	1/2	2/4
2/7	2/5	2/10

12 KAFFATOS D

1/2	1/2	0/1
4/6	1/2	2/4
2/7	2/5	2/10

16 CHRYSOPOULOS J



Match Team Statistics

Ομαδικές Στατιστικές Αγώνα / Statistiques du match par équipe

Match No: 37

GRE 29 - 24 KOR
(16-9) (13-15)

Referees: (15) NACHEVSKI D / (16) NACHEVSKI M (MKD)

KOR - Korea

No.	Name	Shots								Offence		Defence		Penalties			TP	
		G/S	%	6m	Wing	9m	7m	FB	BT	AS	TF	ST	BS	YC	2Min	RC		EX
1	HAN Kyung-Tai																	51:25
5	KIM Tea-Wan	0/1	0					0/1			1							23:54
6	KIM Sung-Heon	2/6	33		1/3	1/2		0/1						1				43:27
7	YOON Kyung-Min	3/6	50			1/3		2/3			5	2	1	1				48:37
8	LIM Duk-Jun									2	2		1					13:03
9	CHOI Seung-Wook	0/2	0		0/2													11:00
10	PARK Chan-Yong	0/1	0	0/1														25:12
11	OH Yun-Suk																	
12	LEE Chang-Woo																	08:35
13	YOON Kyung-Shin	6/14	43	2/2		2/10			2/2	3	3		1					56:49
15	LEE Tea-Young	3/6	50	0/1	1/2		1/2	1/1		2		1		1				40:54
17	LEE Jae-Woo	5/8	63	1/2		2/4		1/1	1/1	1	1							56:45
19	JI Seung-Hyun																	04:58
20	PAEK Won-Chul	5/8	63	5/5		0/2		0/1		3	2				1			35:21
	Bench / Team																	
	Totals	24/52	46	8/11	2/7	6/21	1/2	4/8	3/3	11	14	3	3	3	1			

No.	Name	Total Shots		6m Shots		Wing Shots		9m Shots		7m Shots		Fast Breaks		Breakthroughs	
		S/S	%	S/S	%	S/S	%	S/S	%	S/S	%	S/S	%	S/S	%
1	HAN Kyung-Tai	15/38	39	3/6	50	0/5	0	8/19	42			3/4	75	1/4	25
12	LEE Chang-Woo	1/7	14	0/1	0			1/3	33			0/2	0	0/1	0
	Totals	16/45	36	3/7	43	0/5	0	9/22	41			3/6	50	1/5	20

Team Shots	Goals	Saves	Missed	Post	Blocked	Total	%
6m Shots	8	2		1		11	73
Wing Shots	2	3		2		7	29
9m Shots	6	8	3		4	21	29
7m Shots	1	1			n/a	2	50
Fast Breaks	4	1		3		8	50
Breakthroughs	3					3	100
Totals	24	15	3	6	4	52	46

Number of Attacks: 61, Scoring Efficiency: 39%



Match Team Statistics

Ομαδικές Στατιστικές Αγώνα / Statistiques du match par équipe

Match No: 37

GRE 29 - 24 KOR
(16-9) (13-15)

Referees: (15) NACHEVSKI D / (16) NACHEVSKI M (MKD)

KOR - Korea

Shots Distribution

Players

Goals / Shots

5 KIM T	6 KIM S	7 YOON K	8 LIM D	9 CHOI S	10 PARK C
	0/1	1/1		0/1	
	0/1	1/1			
1-Post	2-Post	1-Missed 1-Post 1-Blocked			1-Post
11 OH Y	13 YOON K	15 LEE T	17 LEE J	19 JI S	20 PAEK W
	0/1	0/1			0/1
	1/2	1/1			2/2
	1/2	0/1	2/2		2/2
	1/3	2/3	1/1		1/1
	1-Blocked		2-Blocked		1-Missed 1-Post

Team

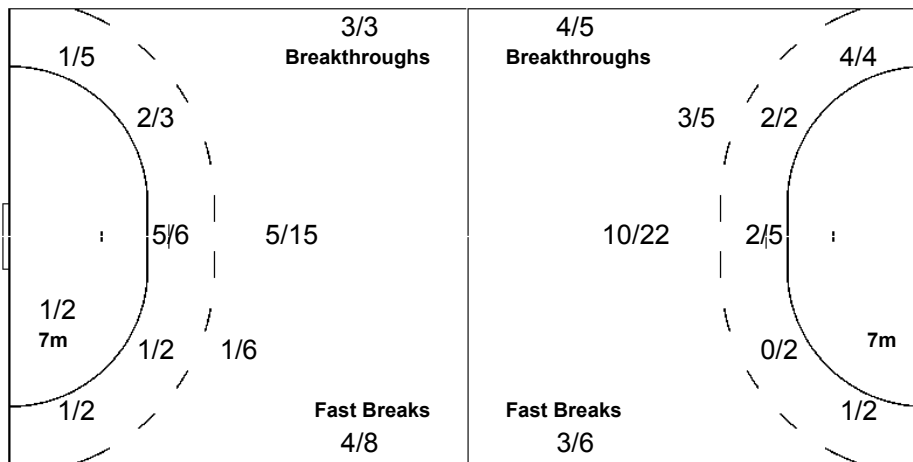
Offence

Defence

Goalkeepers

Goals / Shots

1/2	1/2	1/1
2/6	1/2	2/4
5/7	3/5	8/10
3-Missed	6-Post	4-Blocked



Saves / Shots

1/4	4/5	0/4
2/6		0/1
5/12	2/5	2/8

1 HAN K

0/3	4/5	0/4
2/6		0/1
5/10	2/4	2/5

12 LEE C

1/1		
0/2	0/1	0/3

LEGEND

G/S Goals / Shots	% Efficiency	6m 6-metre Shots	7m 7-metre Shots	9m 9-metre Shots
S/S Saves / Shots	Wing Wing Shots	FB Fast Breaks	BT Breakthroughs	EX Exclusions
AS Assists	TF Technical Faults	ST Steals	BS Blocked Shots	TP Time Played
YC Yellow Cards	RC Red Cards	n/a not applicable	2Min 2 Minute Suspensions	
+ 2 Minute + 2 Minute Suspensions				



CORRECTED

Results

Αποτελέσματα / Résultats

Match No: 38

ESP 27 - 29 FRA
(13-11) (14-18)

Referees: (1) BOYE J / (2) JENSEN B (DEN)

RUNNING SCORE

ESP - FRA

ESP - Spain

Players		Shots								Penalties			
No.	Name	G/S	%	6m	Wing	9m	7m	FB	BT	YC	2Min	RC	EX
1	HOMBRADOS Jose												
2	ENTRERRIOS Alberto	4/6	67			1/3		1/1	2/2	1			
6	O'CALLAGHAN Xavier	0/2	0		0/1	0/1							
8	BELAUSTEGUI Jon	3/7	43			2/5		1/2		1	1		
9	GARRALDA Mateo	0/1	0		0/1								
11	LOZANO Demetrio	1/5	20			0/4		1/1					
13	HERNANDEZ Fernando												
14	PEREZ Juan												
15	COLON Manuel	3/4	75	2/2				1/2		1	2		
16	BARRUFET David												
17	GARCIA Juan	2/3	67		1/1			1/2					
18	ROMERO Iker	5/14	36	1/1		3/11		1/1	0/1				
19	URIOS Rolando	4/4	100	4/4									
20	ORTEGA Antonio	5/11	45	2/3	0/3	0/1	2/2	1/2					
Bench / Team													
Totals		27/57	47	9/10	1/6	6/25	2/2	7/11	2/3	3	3		

Goalkeepers		Saves							
No.	Name	S/S	%	6m	Wing	9m	7m	FB	BT
1	HOMBRADOS Jose	12/41	29	2/4	1/6	8/16	0/2	1/11	0/2
16	BARRUFET David								
Totals		12/41	29	2/4	1/6	8/16	0/2	1/11	0/2

FRA - France

Players		Shots								Penalties			
No.	Name	G/S	%	6m	Wing	9m	7m	FB	BT	YC	2Min	RC	EX
1	PLOQUIN Yohann												
2	FERNANDEZ Jerome	3/7	43			2/6		1/1					
3	DINART Didier									1			
4	BURDET Cedric	8/10	80	1/1	1/1	2/4		2/2	2/2		1		
5	GILLE Guillaume	2/4	50	1/1		1/3				1	1		
6	GILLE Bertrand	3/5	60	0/2		1/1		2/2		1	2		
7	KERVADEC Gueric	0/1	0	0/1									
8	NARCISSE Daniel	0/1	0			0/1							
9	ANQUETIL Gregory	1/4	25	0/1	0/1			1/2					
11	GIRAULT Olivier	8/9	89		3/3		2/2	3/4					
13	KARABATIC Nikola	2/6	33			2/6							
16	OMEYER Thierry												
17	RICHARDSON Jackson	1/1	100					1/1					
18	ABATI Joel	1/1	100		1/1								
Bench / Team													
Totals		29/49	59	2/6	5/6	8/21	2/2	10/12	2/2	3	4		

Goalkeepers		Saves							
No.	Name	S/S	%	6m	Wing	9m	7m	FB	BT
1	PLOQUIN Yohann								
16	OMEYER Thierry	21/48	44	1/10	4/5	11/17	0/2	4/11	1/3
Totals		21/48	44	1/10	4/5	11/17	0/2	4/11	1/3

1st Half	
ROMERO I	1 (1') 0
	1 (2') 1 ANQUETIL G
LOZANO D	2 (4') 1
	2 (6') 2 GIRAULT O
ORTEGA A	3 (6') 2
ORTEGA A	4 (8') 2
	4 (9') 3 GILLE B
ORTEGA A	5 (11') 3
	5 (12') 4 FERNANDEZ J
URIOS R	6 (13') 4
	6 (14') 5 GIRAULT O
ROMERO I	7 (14') 5
	7 (16') 6 GILLE G
URIOS R	8 (16') 6
	8 (17') 7 FERNANDEZ J
URIOS R	9 (17') 7
COLON M	10 (18') 7
BELAUSTEGUI J	11 (19') 7
ENTRERRIOS A	12 (20') 7
	12 (20') 8 KARABATIC N
	12 (21') 9 KARABATIC N
	12 (24') 10 BURDET C
	12 (25') 11 BURDET C
ORTEGA A	13 (29') 11
2nd Half	
BELAUSTEGUI J	14 (31') 11
COLON M	15 (32') 11
	15 (33') 12 FERNANDEZ J
	15 (34') 13 BURDET C
ROMERO I	16 (35') 13
	16 (35') 14 BURDET C
BELAUSTEGUI J	17 (37') 14
	17 (38') 15 GIRAULT O
COLON M	18 (38') 15
	18 (39') 16 ABATI J
	18 (40') 17 BURDET C
ENTRERRIOS A	19 (41') 17
ROMERO I	20 (42') 17
ORTEGA A	21 (43') 17
	21 (43') 18 GILLE B
	21 (44') 19 RICHARDSON J
	21 (45') 20 GIRAULT O
ENTRERRIOS A	22 (45') 20
URIOS R	23 (48') 20
	23 (49') 21 BURDET C
	23 (50') 22 BURDET C
	23 (51') 23 GIRAULT O
ENTRERRIOS A	24 (52') 23
	24 (53') 24 GILLE B
GARCIA J	25 (54') 24
	25 (55') 25 BURDET C
	25 (57') 26 GIRAULT O
	25 (58') 27 GILLE G
GARCIA J	26 (59') 27
	26 (60') 28 GIRAULT O
ROMERO I	27 (60') 28
	27 (60') 29 GIRAULT O

NOTE: Correction of Venue

LEGEND									
G/S	Goals / Shots	%	Efficiency	6m	6-metre Shots	7m	7-metre Shots	9m	9-metre Shots
S/S	Saves / Shots	Wing	Wing Shots	FB	Fast Breaks	BT	Breakthroughs	EX	Exclusions
YC	Yellow Cards	RC	Red Cards	2Min	2 Minute Suspensions				
+	2 Minute + 2 Minute Suspensions								



CORRECTED

Match Team Statistics

Ομαδικές Στατιστικές Αγώνα / Statistiques du match par équipe

Match No: 38

ESP 27 - 29 FRA
(13-11) (14-18)

Referees: (1) BOYE J / (2) JENSEN B (DEN)

ESP - Spain

Players		Shots								Offence		Defence		Penalties				TP
No.	Name	G/S	%	6m	Wing	9m	7m	FB	BT	AS	TF	ST	BS	YC	2Min	RC	EX	
1	HOMBRADOS Jose																	60:00
2	ENTRERRIOS Alberto	4/6	67			1/3		1/1	2/2	2	1			1				34:24
6	O'CALLAGHAN Xavier	0/2	0		0/1	0/1						2	1					31:27
8	BELAUSTEGUI Jon	3/7	43			2/5		1/2		4	3	2		1	1			54:40
9	GARRALDA Mateo	0/1	0		0/1													05:20
11	LOZANO Demetrio	1/5	20			0/4		1/1		1	1	2						26:24
13	HERNANDEZ Fernando																	01:07
14	PEREZ Juan																	
15	COLON Manuel	3/4	75	2/2				1/2				5	1	1	2			34:33
16	BARRUFET David																	
17	GARCIA Juan	2/3	67		1/1			1/2			1							35:00
18	ROMERO Iker	5/14	36	1/1		3/11		1/1	0/1	3	4	1	2					51:41
19	URIOS Rolando	4/4	100	4/4						1								25:24
20	ORTEGA Antonio	5/11	45	2/3	0/3	0/1	2/2	1/2		1		1						60:00
	Bench / Team																	
	Totals	27/57	47	9/10	1/6	6/25	2/2	7/11	2/3	12	10	13	4	3	3			

Goalkeepers		Total Shots		6m Shots		Wing Shots		9m Shots		7m Shots		Fast Breaks		Breakthroughs	
No.	Name	S/S	%	S/S	%	S/S	%	S/S	%	S/S	%	S/S	%	S/S	%
1	HOMBRADOS Jose	12/41	29	2/4	50	1/6	17	8/16	50	0/2	0	1/11	9	0/2	0
16	BARRUFET David														
	Totals	12/41	29	2/4	50	1/6	17	8/16	50	0/2	0	1/11	9	0/2	0

Team Shots	Goals	Saves	Missed	Post	Blocked	Total	%
6m Shots	9	1				10	90
Wing Shots	1	4		1		6	17
9m Shots	6	11	2	4	2	25	24
7m Shots	2				n/a	2	100
Fast Breaks	7	4				11	64
Breakthroughs	2	1				3	67
Totals	27	21	2	5	2	57	47

Number of Attacks: 61, Scoring Efficiency: 44%



CORRECTED

Match Team Statistics

Ομαδικές Στατιστικές Αγώνα / Statistiques du match par équipe

Match No: 38

ESP 27 - 29 FRA
(13-11) (14-18)

Referees: (1) BOYE J / (2) JENSEN B (DEN)

ESP - Spain

Shots Distribution

Players

Goals / Shots

2 ENTRERRIOS A

1/1		
2/2		1/1

1-Post 1-Blocked

6 O'CALLAGHAN X

0/2		

8 BELAUSTEGUI J

		0/1
2/3	1/2	

1-Post

9 GARRALDA M

1-Post

11 LOZANO D

0/1		0/1
0/1		
1/1		

1-Blocked

13 HERNANDEZ F

14 PEREZ J

15 COLON M

0/1		
3/3		

17 GARCIA J

1/1	1/1	

18 ROMERO I

	0/1	0/2
2/2	0/1	0/1
1/1	1/1	1/2

2-Missed 1-Post

19 URIOS R

1/1	1/1	2/2

20 ORTEGA A

1/1	0/3	0/1
1/2		1/1
1/1		1/1

1-Post

Team

Offence

Defence

Goalkeepers

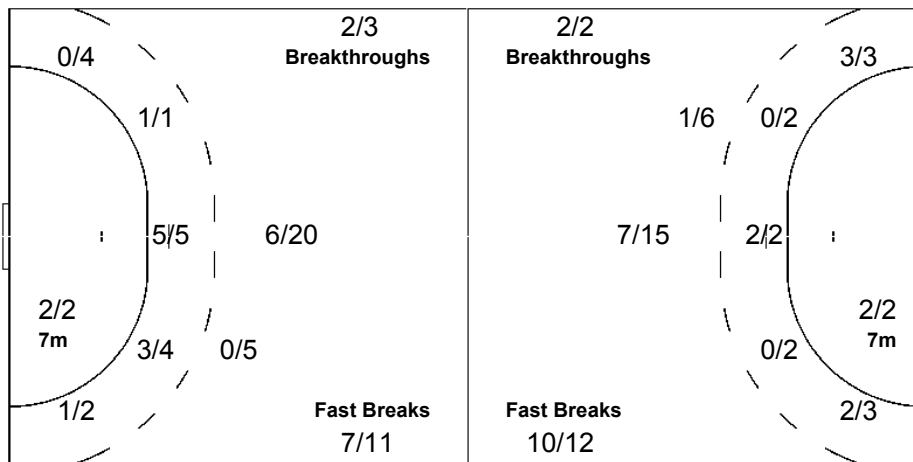
Goals / Shots

2/3	0/4	0/4
3/8	0/1	1/3
12/13	4/5	5/6

2-Missed 5-Post 2-Blocked

Saves / Shots

	1/5	1/2
2/2	1/2	3/7
2/9	0/4	2/10



1 HOMBRADOS J

	1/5	1/2
2/2	1/2	3/7
2/9	0/4	2/10

16 BARRUFET D



CORRECTED

Match Team Statistics

Ομαδικές Στατιστικές Αγώνα / Statistiques du match par équipe

Match No: 38

ESP 27 - 29 FRA
(13-11) (14-18)

Referees: (1) BOYE J / (2) JENSEN B (DEN)

FRA - France

No.	Name	Shots								Offence		Defence		Penalties			TP	
		G/S	%	6m	Wing	9m	7m	FB	BT	AS	TF	ST	BS	YC	2Min	RC		EX
1	PLOQUIN Yohann																	
2	FERNANDEZ Jerome	3/7	43			2/6		1/1			3							24:03
3	DINART Didier													1				27:16
4	BURDET Cedric	8/10	80	1/1	1/1	2/4		2/2	2/2	2	2					1		35:00
5	GILLE Guillaume	2/4	50	1/1		1/3				3	4	1	2	1	1			36:13
6	GILLE Bertrand	3/5	60	0/2		1/1		2/2			1			1	2			37:49
7	KERVADEC Gueric	0/1	0	0/1														13:43
8	NARCISSE Daniel	0/1	0			0/1				1								03:05
9	ANQUETIL Gregory	1/4	25	0/1	0/1			1/2		1	1							31:42
11	GIRAULT Olivier	8/9	89		3/3		2/2	3/4		1	3							60:00
13	KARABATIC Nikola	2/6	33			2/6					2							13:35
16	OMEYER Thierry									1								60:00
17	RICHARDSON Jackson	1/1	100					1/1		3	1	2						30:47
18	ABATI Joel	1/1	100		1/1						1							46:47
Bench / Team																		
Totals		29/49	59	2/6	5/6	8/21	2/2	10/12	2/2	12	18	3	2	3	4			

No.	Name	Total Shots		6m Shots		Wing Shots		9m Shots		7m Shots		Fast Breaks		Breakthroughs	
		S/S	%	S/S	%	S/S	%	S/S	%	S/S	%	S/S	%	S/S	%
1	PLOQUIN Yohann														
16	OMEYER Thierry	21/48	44	1/10	10	4/5	80	11/17	65	0/2	0	4/11	36	1/3	33
Totals		21/48	44	1/10	10	4/5	80	11/17	65	0/2	0	4/11	36	1/3	33

Team Shots	Goals	Saves	Missed	Post	Blocked	Total	%
6m Shots	2	2	1		1	6	33
Wing Shots	5	1				6	83
9m Shots	8	8	1	1	3	21	38
7m Shots	2				n/a	2	100
Fast Breaks	10	1		1		12	83
Breakthroughs	2					2	100
Totals	29	12	2	2	4	49	59

Number of Attacks: 62, Scoring Efficiency: 47%



CORRECTED

Match Team Statistics

Ομαδικές Στατιστικές Αγώνα / Statistiques du match par équipe

Match No: 38

ESP 27 - 29 FRA
(13-11) (14-18)

Referees: (1) BOYE J / (2) JENSEN B (DEN)

FRA - France

Shots Distribution

Players

Goals / Shots

2 FERNANDEZ J

0/1		0/1
1/1	2/2	

2-Blocked

3 DINART D

4 BURDET C

	1/1	1/1
		0/1
2/2	2/2	2/2

1-Missed

5 GILLE G

0/1		2/2

1-Blocked

6 GILLE B

0/1		1/1
1/2		1/1

7 KERVADEC G

1-Missed

8 NARCISSE D

		0/1

9 ANQUETIL G

	0/1	
	0/1	
		1/1

1-Blocked

11 GIRAULT O

	2/2	
	1/1	2/2
2/2		1/1

1-Post

13 KARABATIC N

		0/1
1/1		1/3

1-Post

17 RICHARDSON J

	1/1	

18 ABATI J

		1/1

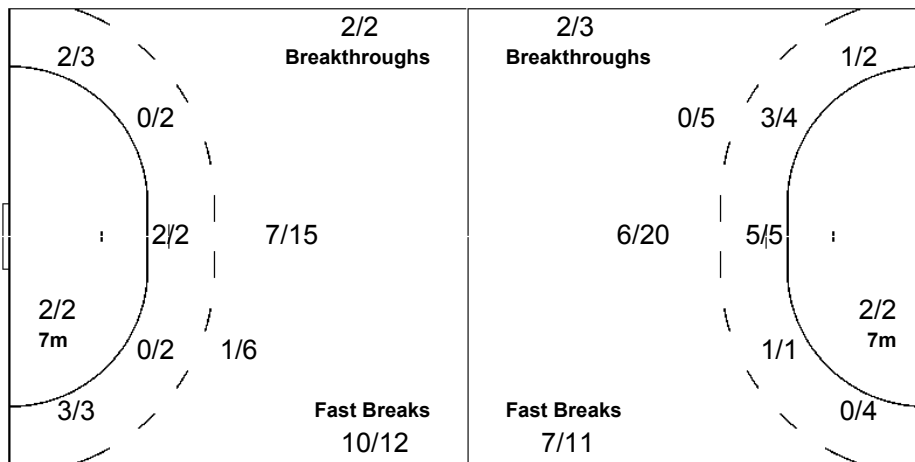
Team

Goals / Shots

	4/5	1/2
0/2	1/2	4/7
7/9	4/4	8/10

2-Missed 2-Post 4-Blocked

Offence



Goalkeepers

Saves / Shots

1/3	4/4	4/4
5/8	1/1	2/3
1/13	1/5	1/6

1 PLOQUIN Y

16 OMEYER T

1/3	4/4	4/4
5/8	1/1	2/3
1/13	1/5	1/6

NOTE: Correction of Venue

LEGEND

G/S Goals / Shots	% Efficiency	6m 6-metre Shots	7m 7-metre Shots	9m 9-metre Shots
S/S Saves / Shots	Wing Wing Shots	FB Fast Breaks	BT Breakthroughs	EX Exclusions
AS Assists	TF Technical Faults	ST Steals	BS Blocked Shots	TP Time Played
YC Yellow Cards	RC Red Cards	n/a not applicable	2Min 2 Minute Suspensions	
+ 2 Minute + 2 Minute Suspensions				



Helliniko Indoor Arena
Κλειστό Γήπεδο Ελληνικού
Helliniko Salle des Sports

SAT 28 AUG 2004
14:30

Handball
Χειροσφαίριση / Handball
MEN
Άνδρες / Hommes
Classification 7-8
Κατάταξη 7-8 / Classement 7-8



Results

Αποτελέσματα / Résultats

Match No: 41

KOR 24 - 31 ESP
(11-12) (13-19)

Referees: (21) GARDINOVACKI Z / (22) MARIC B (SCG)

RUNNING SCORE
KOR - ESP

KOR - Korea

Players		Shots								Penalties			
No.	Name	G/S	%	6m	Wing	9m	7m	FB	BT	YC	2Min	RC	EX
1	HAN Kyung-Tai												
5	KIM Tea-Wan	1/2	50		0/1			1/1					
6	KIM Sung-Heon	2/8	25			2/7			0/1				
7	YOON Kyung-Min	5/14	36		0/1	2/9	0/1	3/3		1			
8	LIM Duk-Jun	3/5	60	1/1		2/4							
9	CHOI Seung-Wook	0/1	0						0/1				
10	PARK Chan-Yong	2/2	100	1/1				1/1			1		
11	OH Yun-Suk												
12	LEE Chang-Woo												
13	YOON Kyung-Shin	7/10	70			3/4	2/3	2/3		1			
15	LEE Tea-Young	2/5	40		2/4		0/1						
17	LEE Jae-Woo	2/10	20			1/6	1/1		0/3				
19	JI Seung-Hyun	0/1	0			0/1				1	1		
20	PAEK Won-Chul												
Bench / Team													
Totals		24/58	41	2/2	2/6	10/31	3/6	7/8	0/5	3	2		

Goalkeepers		Saves							
No.	Name	S/S	%	6m	Wing	9m	7m	FB	BT
1	HAN Kyung-Tai	7/21	33	2/7	0/1	4/4		1/7	0/2
12	LEE Chang-Woo	4/21	19	1/9	1/2	1/6		1/1	0/3
Totals		11/42	26	3/16	1/3	5/10		2/8	0/5

ESP - Spain

Players		Shots								Penalties			
No.	Name	G/S	%	6m	Wing	9m	7m	FB	BT	YC	2Min	RC	EX
1	HOMBRADOS Jose												
2	ENTRERRIOS Alberto										1		
6	O'CALLAGHAN Xavier	4/7	57	2/2		0/2			2/3		1		
8	BELAUSTEGUI Jon	0/1	0			0/1							
9	GARRALDA Mateo	0/3	0	0/1		0/1		0/1					
11	LOZANO Demetrio	4/7	57			2/5		1/1	1/1				
13	HERNANDEZ Fernando	0/1	0		0/1					1			
14	PEREZ Juan	3/5	60	3/5						1			
15	COLON Manuel	7/9	78	4/6				3/3					
16	BARRUFET David												
17	GARCIA Juan	2/4	50			0/1		1/2	1/1				
18	ROMERO Iker	4/5	80			3/4			1/1	1			
19	URIOS Rolando	4/4	100	4/4									
20	ORTEGA Antonio	3/3	100		2/2			1/1					
Bench / Team													
Totals		31/49	63	13/18	2/3	5/14		6/8	5/6	3	2		

Goalkeepers		Saves							
No.	Name	S/S	%	6m	Wing	9m	7m	FB	BT
1	HOMBRADOS Jose	10/23	43	0/2	0/1	4/10	2/3	1/4	3/3
16	BARRUFET David	7/18	39		3/4	2/6	1/3	0/4	1/1
Totals		17/41	41	0/2	3/5	6/16	3/6	1/8	4/4

1st Half		
LEE J	1 (2)	0
YOON K	2 (3)	0
	2 (3)	1 O'CALLAGHAN X
YOON K	3 (4)	1
LEE J	4 (5)	1
	4 (7)	2 PEREZ J
KIM T	5 (8)	2
	5 (9)	3 ROMERO I
	5 (10)	4 O'CALLAGHAN X
KIM S	6 (12)	4
YOON K	7 (14)	4
	7 (15)	5 O'CALLAGHAN X
	7 (15)	6 ROMERO I
	7 (17)	7 ROMERO I
	7 (18)	8 PEREZ J
LEE T	8 (20)	8
	8 (21)	9 ROMERO I
PARK C	9 (22)	9
YOON K	10 (23)	9
KIM S	11 (24)	9
	11 (28)	10 URIOS R
	11 (29)	11 ORTEGA A
	11 (30)	12 PEREZ J

2nd Half		
LIM D	12 (32)	12
YOON K	13 (33)	12
	13 (33)	13 O'CALLAGHAN X
LEE T	14 (34)	13
	14 (35)	14 LOZANO D
	14 (36)	15 URIOS R
YOON K	15 (37)	15
	15 (37)	16 URIOS R
	15 (38)	17 LOZANO D
YOON K	16 (39)	17
LIM D	17 (41)	17
	17 (41)	18 COLON M
	17 (43)	19 COLON M
	17 (43)	20 COLON M
	17 (44)	21 COLON M
	17 (44)	22 COLON M
PARK C	18 (46)	22
	18 (47)	23 ORTEGA A
	18 (49)	24 COLON M
	18 (50)	25 GARCIA J
	18 (51)	26 ORTEGA A
YOON K	19 (52)	26
	19 (53)	27 GARCIA J
YOON K	20 (54)	27
	20 (55)	28 LOZANO D
	20 (56)	29 COLON M
YOON K	21 (57)	29
	21 (57)	30 LOZANO D
YOON K	22 (58)	30
	22 (59)	31 URIOS R
LIM D	23 (59)	31
YOON K	24 (60)	31

LEGEND									
G/S	Goals / Shots	%	Efficiency	6m	6-metre Shots	7m	7-metre Shots	9m	9-metre Shots
S/S	Saves / Shots	Wing	Wing Shots	FB	Fast Breaks	BT	Breakthroughs	EX	Exclusions
YC	Yellow Cards	RC	Red Cards	2Min	2 Minute Suspensions				
+	2 Minute + 2 Minute Suspensions								





Match Team Statistics

Ομαδικές Στατιστικές Αγώνα / Statistiques du match par équipe

Match No: 41

KOR 24 - 31 ESP
(11-12) (13-19)

Referees: (21) GARDINOVACKI Z / (22) MARIC B (SCG)

KOR - Korea

Players		Shots								Offence		Defence		Penalties				TP
No.	Name	G/S	%	6m	Wing	9m	7m	FB	BT	AS	TF	ST	BS	YC	2Min	RC	EX	
1	HAN Kyung-Tai									1								21:45
5	KIM Tea-Wan	1/2	50		0/1			1/1										21:14
6	KIM Sung-Heon	2/8	25			2/7			0/1		3							31:55
7	YOON Kyung-Min	5/14	36		0/1	2/9	0/1	3/3		4	5	1		1				56:22
8	LIM Duk-Jun	3/5	60	1/1		2/4				1								24:58
9	CHOI Seung-Wook	0/1	0						0/1									13:15
10	PARK Chan-Yong	2/2	100	1/1				1/1		1	1	1			1			45:40
11	OH Yun-Suk																	02:29
12	LEE Chang-Woo										2							38:15
13	YOON Kyung-Shin	7/10	70			3/4	2/3	2/3		1	1	3	3	1				32:07
15	LEE Tea-Young	2/5	40		2/4		0/1				2							44:18
17	LEE Jae-Woo	2/10	20			1/6	1/1		0/3	2	1	1						28:58
19	JI Seung-Hyun	0/1	0			0/1								1	1			58:44
20	PAEK Won-Chul																	
Bench / Team																		
Totals		24/58	41	2/2	2/6	10/31	3/6	7/8	0/5	10	15	6	3	3	2			

Goalkeepers		Total Shots		6m Shots		Wing Shots		9m Shots		7m Shots		Fast Breaks		Breakthroughs	
No.	Name	S/S	%	S/S	%	S/S	%	S/S	%	S/S	%	S/S	%	S/S	%
1	HAN Kyung-Tai	7/21	33	2/7	29	0/1	0	4/4	100			1/7	14	0/2	0
12	LEE Chang-Woo	4/21	19	1/9	11	1/2	50	1/6	17			1/1	100	0/3	0
Totals		11/42	26	3/16	19	1/3	33	5/10	50			2/8	25	0/5	0

Team Shots	Goals	Saves	Missed	Post	Blocked	Total	%
6m Shots	2					2	100
Wing Shots	2	3		1		6	33
9m Shots	10	6	3	1	11	31	32
7m Shots	3	3			n/a	6	50
Fast Breaks	7	1				8	88
Breakthroughs		4	1			5	0
Totals	24	17	4	2	11	58	41

Number of Attacks: 60, Scoring Efficiency: 40%



Match Team Statistics

Ομαδικές Στατιστικές Αγώνα / Statistiques du match par équipe

Match No: 41

KOR 24 - 31 ESP
(11-12) (13-19)

Referees: (21) GARDINOVACKI Z / (22) MARIC B (SCG)

KOR - Korea

Shots Distribution

Players

Goals / Shots

5 KIM T	6 KIM S	7 YOON K	8 LIM D	9 CHOI S	10 PARK C
0/1	0/1	0/1	1/1		
	1/1	3/4	1/2		1/1
	0/1	1/1	0/1		
	1/1	1/1	1/1		1/1
	4-Blocked	3-Missed	4-Blocked	1-Missed	
11 OH Y	13 YOON K	15 LEE T	17 LEE J	19 JI S	20 PAEK W
	0/1	0/2	0/1		
	2/3		0/1		
	2/3	2/2	1/4		
		1-Post	3-Blocked	1-Post	

Team

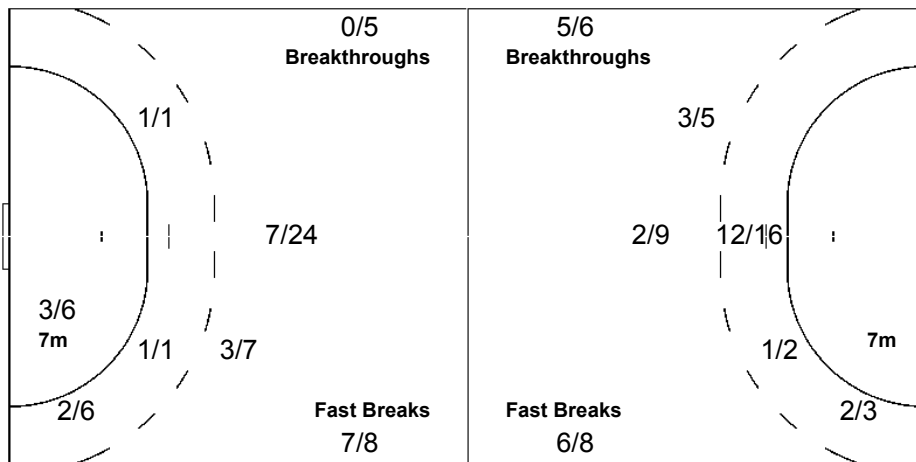
Offence

Defence

Goalkeepers

Goals / Shots

	1/3	8/12
1/4		2/5
4/9		8/8
4-Missed	2-Post	11-Blocked



Saves / Shots

0/3	1/5	0/2
3/5	2/2	3/12
0/4	2/6	0/3

1 HAN K

0/2	1/2	0/1
1/2	1/1	3/7
0/1	1/3	0/2

12 LEE C

0/1	0/3	0/1
2/3	1/1	0/5
0/3	1/3	0/1



Match Team Statistics

Ομαδικές Στατιστικές Αγώνα / Statistiques du match par équipe

Match No: 41

KOR 24 - 31 ESP
(11-12) (13-19)

Referees: (21) GARDINOVACKI Z / (22) MARIC B (SCG)

ESP - Spain

Players		Shots							Offence		Defence		Penalties			TP		
No.	Name	G/S	%	6m	Wing	9m	7m	FB	BT	AS	TF	ST	BS	YC	2Min		RC	EX
1	HOMBRADOS Jose									1								30:00
2	ENTRERRIOS Alberto									1	1				1			09:29
6	O'CALLAGHAN Xavier	4/7	57	2/2		0/2			2/3	2	2				1			27:01
8	BELAUSTEGUI Jon	0/1	0			0/1				1								08:52
9	GARRALDA Mateo	0/3	0	0/1		0/1		0/1		1	2		3					38:19
11	LOZANO Demetrio	4/7	57			2/5		1/1	1/1	2	1		2					36:20
13	HERNANDEZ Fernando	0/1	0		0/1									1				13:49
14	PEREZ Juan	3/5	60	3/5						3	1		1	1				39:46
15	COLON Manuel	7/9	78	4/6				3/3			2	1						23:44
16	BARRUFET David																	30:00
17	GARCIA Juan	2/4	50			0/1		1/2	1/1	4	1							60:00
18	ROMERO Iker	4/5	80			3/4			1/1	1	2	1	5	1				31:25
19	URIOS Rolando	4/4	100	4/4							1							25:04
20	ORTEGA Antonio	3/3	100		2/2			1/1		1	2							46:11
	Bench / Team																	
Totals		31/49	63	13/18	2/3	5/14		6/8	5/6	17	15	2	11	3	2			

Goalkeepers		Total Shots		6m Shots		Wing Shots		9m Shots		7m Shots		Fast Breaks		Breakthroughs	
No.	Name	S/S	%	S/S	%	S/S	%	S/S	%	S/S	%	S/S	%	S/S	%
1	HOMBRADOS Jose	10/23	43	0/2	0	0/1	0	4/10	40	2/3	67	1/4	25	3/3	100
16	BARRUFET David	7/18	39			3/4	75	2/6	33	1/3	33	0/4	0	1/1	100
Totals		17/41	41	0/2	0	3/5	60	6/16	38	3/6	50	1/8	13	4/4	100

Team Shots	Goals	Saves	Missed	Post	Blocked	Total	%
6m Shots	13	3		2		18	72
Wing Shots	2	1				3	67
9m Shots	5	5		1	3	14	36
7m Shots					n/a		
Fast Breaks	6	2				8	75
Breakthroughs	5		1			6	83
Totals	31	11	1	3	3	49	63

Number of Attacks: 60, Scoring Efficiency: 52%



Helliniko Indoor Arena
Κλειστό Γήπεδο Ελληνικού
Helliniko Salle des Sports

SAT 28 AUG 2004
14:30

Handball
Χειροσφαίριση / Handball

MEN
Άνδρες / Hommes

Classification 7-8
Κατάταξη 7-8 / Classement 7-8



Match Team Statistics

Ομαδικές Στατιστικές Αγώνα / Statistiques du match par équipe

Match No: 41

KOR 24 - 31 ESP
(11-12) (13-19)

Referees: (21) GARDINOVACKI Z / (22) MARIC B (SCG)

ESP - Spain

Players

Goals / Shots

2 ENTRERRIOS A

6 O'CALLAGHAN X

	0/1	3/4
	1/1	

1-Missed

8 BELAUSTEGUI J

1-Blocked

9 GARRALDA M

		0/1
	0/1	

1-Post

11 LOZANO D

1/1		
1/1		1/2
	1/1	

1-Post 1-Blocked

13 HERNANDEZ F

	0/1	

14 PEREZ J

	1/1	1/1
0/1		
		1/1

1-Post

15 COLON M

1/1	0/1	
0/1		3/3
1/1	1/1	1/1

17 GARCIA J

		1/1
1/2	0/1	

18 ROMERO I

	1/1	
		2/2
1/1		

1-Blocked

19 URIOS R

	1/1	
2/2	1/1	

20 ORTEGA A

1/1	1/1	
		1/1

Shots Distribution

Team

Offence

Defence

Goalkeepers

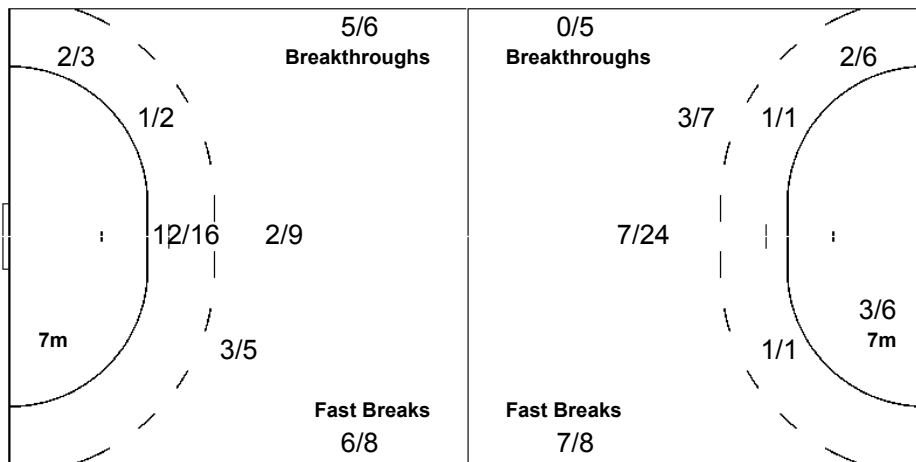
Goals / Shots

3/3	4/5	2/2
2/5	0/2	9/12
4/4	4/6	3/3

1-Missed 3-Post 3-Blocked

Saves / Shots

	2/3	4/12
3/4		3/5
5/9		0/8



1 HOMBRADOS J

	1/1	3/7
2/3		2/4
2/3		0/5

16 BARRUFET D

	1/2	1/5
1/1		1/1
3/6		0/3

LEGEND	G/S Goals / Shots	% Efficiency	6m 6-metre Shots	7m 7-metre Shots	9m 9-metre Shots
S/S Saves / Shots	Wing Wing Shots	FB Fast Breaks	BT Breakthroughs	EX Exclusions	
AS Assists	TF Technical Faults	ST Steals	BS Blocked Shots	TP Time Played	
YC Yellow Cards	RC Red Cards	n/a not applicable	2Min 2 Minute Suspensions		
+ 2 Minute + 2 Minute Suspensions					





Helliniko Indoor Arena
Κλειστό Γήπεδο Ελληνικού
Helliniko Salle des Sports

SAT 28 AUG 2004
19:30

Handball
Χειροσφαίριση / Handball
MEN
Άνδρες / Hommes
Classification 5-6
Κατάταξη 5-6 / Classement 5-6



Results

Αποτελέσματα / Résultats

Match No: 42

GRE 15 - 33 FRA
(7-17) (8-16)

Referees: (9) LEMME F / (10) ULLRICH B (GER)

RUNNING SCORE

GRE - FRA

GRE - Greece

Players		Shots								Penalties			
No.	Name	G/S	%	6m	Wing	9m	7m	FB	BT	YC	2Min	RC	EX
4	TZIMOURTOS Dimitrios	1/2	50		1/1			0/1			1		
6	VASILAKIS Alexandros												
7	ZARAVINAS Giorgos	1/1	100		1/1								
8	CHATSAOURIAN Gregor	1/2	50		0/1			1/1					
9	BALOMENOS Spyros	0/7	0	0/2		0/5				1	1		
10	KOKOLODIMITRAKIS Nikolaos									1	1		
11	GRAMMATIKOS Nikolaos	7/11	64	1/1		1/4	4/5		1/1		1		
12	KAFFATOS Dimitrios												
13	ZIVOULOVIC Sasa	0/1	0			0/1							
14	TROUPIS Andreas	0/1	0			0/1							
16	CHRYSOPOULOS Jiotso												
17	CHALKIDIS Giorgos	3/3	100	3/3						1	2		
19	ALVANOS Alexis	1/5	20			1/5							
20	KARYPIDIS Savvas	1/3	33		1/2	0/1							
Bench / Team													
Totals		15/36	42	4/6	3/5	2/17	4/5	1/2	1/1	3	6		

Goalkeepers		Saves							
No.	Name	S/S	%	6m	Wing	9m	7m	FB	BT
12	KAFFATOS Dimitrios	5/29	17	1/6	0/3	3/14		0/4	1/2
16	CHRYSOPOULOS Jiotso	1/10	10	0/1		1/3	0/1	0/2	0/3
Totals		6/39	15	1/7	0/3	4/17	0/1	0/6	1/5

FRA - France

Players		Shots								Penalties			
No.	Name	G/S	%	6m	Wing	9m	7m	FB	BT	YC	2Min	RC	EX
1	PLOQUIN Yohann												
2	FERNANDEZ Jerome	9/10	90			6/6			3/4				
3	DINART Didier	1/1	100					1/1					
4	BURDET Cedric	4/6	67	1/1		3/5				1	1		
5	GILLE Guillaume	3/4	75	1/2		2/2							
6	GILLE Bertrand	3/4	75	2/2		0/1		1/1					
7	KERVADEC Gueric									1			
8	NARCISSE Daniel	1/1	100					1/1					
9	ANQUETIL Gregory	1/2	50			0/1	1/1						
11	GIRAULT Olivier	3/4	75	1/1	2/2			0/1			1		
13	KARABATIC Nikola	2/3	67			2/3							
16	OMEYER Thierry												
17	RICHARDSON Jackson	3/6	50	0/1		0/1		2/3	1/1		1		
18	ABATI Joel	3/3	100	1/1	1/1			1/1					
Bench / Team													
Totals		33/44	75	6/8	3/3	13/19	1/1	6/8	4/5	2	3		

Goalkeepers		Saves							
No.	Name	S/S	%	6m	Wing	9m	7m	FB	BT
1	PLOQUIN Yohann	3/7	43	1/2	0/1	2/2	0/1		0/1
16	OMEYER Thierry	10/21	48	1/4	1/3	7/9	1/4	0/1	
Totals		13/28	46	2/6	1/4	9/11	1/5	0/1	0/1

1st Half	
0 (1')	1 FERNANDEZ J
1 (4')	1 CHALKIDIS G
2 (6')	2 GILLE G
3 (7')	2 ALVANOS A
4 (8')	2 CHALKIDIS G
4 (9')	3 FERNANDEZ J
4 (11')	4 GILLE B
4 (12')	5 FERNANDEZ J
4 (13')	6 GILLE B
4 (14')	7 BURDET C
4 (16')	8 FERNANDEZ J
4 (17')	9 BURDET C
4 (18')	10 BURDET C
4 (20')	11 DINART D
4 (21')	12 ANQUETIL G
5 (23')	12 GRAMMATIKOS N
6 (24')	12 CHATSATOURIAN G
6 (25')	13 BURDET C
6 (26')	14 FERNANDEZ J
6 (27')	15 RICHARDSON J
6 (28')	16 RICHARDSON J
7 (29')	16 GRAMMATIKOS N
7 (30')	17 FERNANDEZ J
2nd Half	
7 (32')	18 FERNANDEZ J
8 (33')	18 GRAMMATIKOS N
9 (35')	18 GRAMMATIKOS N
9 (36')	19 FERNANDEZ J
9 (38')	20 FERNANDEZ J
9 (38')	21 RICHARDSON J
9 (42')	22 GIRAULT O
10 (42')	22 TZIMOURTOS D
11 (44')	22 GRAMMATIKOS N
11 (44')	23 GIRAULT O
11 (45')	24 GILLE B
12 (48')	24 GRAMMATIKOS N
12 (51')	25 ABATI J
12 (52')	26 ABATI J
12 (54')	27 KARABATIC N
12 (55')	28 NARCISSE D
13 (55')	28 GRAMMATIKOS N
13 (56')	29 GILLE G
14 (57')	29 CHALKIDIS G
14 (57')	30 GIRAULT O
14 (58')	31 KARABATIC N
14 (60')	32 ABATI J
15 (60')	32 ZARAVINAS G
15 (60')	33 GILLE G

LEGEND									
G/S	Goals / Shots	%	Efficiency	6m	6-metre Shots	7m	7-metre Shots	9m	9-metre Shots
S/S	Saves / Shots	Wing	Wing Shots	FB	Fast Breaks	BT	Breakthroughs	EX	Exclusions
YC	Yellow Cards	RC	Red Cards	2Min	2 Minute Suspensions				
+	2 Minute + 2 Minute Suspensions								





Helliniko Indoor Arena
Κλειστό Γήπεδο Ελληνικού
Helliniko Salle des Sports

SAT 28 AUG 2004
19:30

Handball
Χειροσφαίριση / Handball
MEN
Άνδρες / Hommes
Classification 5-6
Κατάταξη 5-6 / Classement 5-6



Match Team Statistics

Ομαδικές Στατιστικές Αγώνα / Statistiques du match par équipe

Match No: 42

GRE 15 - 33 FRA
(7-17) (8-16)

Referees: (9) LEMME F / (10) ULLRICH B (GER)

GRE - Greece

Players		Shots								Offence		Defence		Penalties				TP
No.	Name	G/S	%	6m	Wing	9m	7m	FB	BT	AS	TF	ST	BS	YC	2Min	RC	EX	
4	TZIMOURTOS Dimitrios	1/2	50		1/1			0/1			1				1			28:29
6	VASILAKIS Alexandros																	02:15
7	ZARAVINAS Giorgos	1/1	100		1/1						1							27:09
8	CHATSA TOURIAN Gregor	1/2	50		0/1			1/1										32:31
9	BALOMENOS Spyros	0/7	0	0/2		0/5				1	4			1	1			40:51
10	KOKOLODIMITRAKIS Nikolaos										1	2	2	1	1			35:41
11	GRAMMATIKOS Nikolaos	7/11	64	1/1		1/4	4/5		1/1	1	6				1			22:14
12	KAFFATOS Dimitrios																	45:25
13	ZIVOULOVIC Sasa	0/1	0			0/1					2							11:19
14	TROUPIS Andreas	0/1	0			0/1				1	1							19:43
16	CHRYSOPOULOS Jiotsa																	14:35
17	CHALKIDIS Giorgos	3/3	100	3/3								1		1	2			47:21
19	ALVANOS Alexis	1/5	20			1/5				4	1							57:38
20	KARYPIDIS Savvas	1/3	33		1/2	0/1				1	1	1						34:49
Bench / Team																		
Totals		15/36	42	4/6	3/5	2/17	4/5	1/2	1/1	8	18	4	2	3	6			

Goalkeepers		Total Shots		6m Shots		Wing Shots		9m Shots		7m Shots		Fast Breaks		Breakthroughs	
No.	Name	S/S	%	S/S	%	S/S	%	S/S	%	S/S	%	S/S	%	S/S	%
12	KAFFATOS Dimitrios	5/29	17	1/6	17	0/3	0	3/14	21			0/4	0	1/2	50
16	CHRYSOPOULOS Jiotsa	1/10	10	0/1	0			1/3	33	0/1	0	0/2	0	0/3	0
Totals		6/39	15	1/7	14	0/3	0	4/17	24	0/1	0	0/6	0	1/5	20

Team Shots	Goals	Saves	Missed	Post	Blocked	Total	%
6m Shots	4	2				6	67
Wing Shots	3	1	1			5	60
9m Shots	2	9	3	1	2	17	12
7m Shots	4	1			n/a	5	80
Fast Breaks	1		1			2	50
Breakthroughs	1					1	100
Totals	15	13	5	1	2	36	42

Number of Attacks: 50, Scoring Efficiency: 30%



Match Team Statistics

Ομαδικές Στατιστικές Αγώνα / Statistiques du match par équipe

Match No: 42

GRE 15 - 33 FRA
(7-17) (8-16)

Referees: (9) LEMME F / (10) ULLRICH B (GER)

GRE - Greece

Shots Distribution

Players			Goals / Shots		
4 TZIMOURTOS D	6 VASILAKIS A	7 ZARAVINAS G	8 CHATSATOURIAN G	9 BALOMENOS S	10 KOKOLODIMITRAKIS N
1/1		1/1	1/1	0/2 0/2	
1-Missed			1-Missed	2-Missed	
11 GRAMMATIKOS N	13 ZIVOULOVIC S	14 TROUPIS A	17 CHALKIDIS G	19 ALVANOS A	20 KARYPIDIS S
0/1 1/1 1/1	0/1		1/1 1/1	0/1	0/1 1/1
0/1 2/2		0/1	1/1 1/1	0/1	0/1
1-Missed 1-Post				2-Blocked	

Team

Offence

Defence

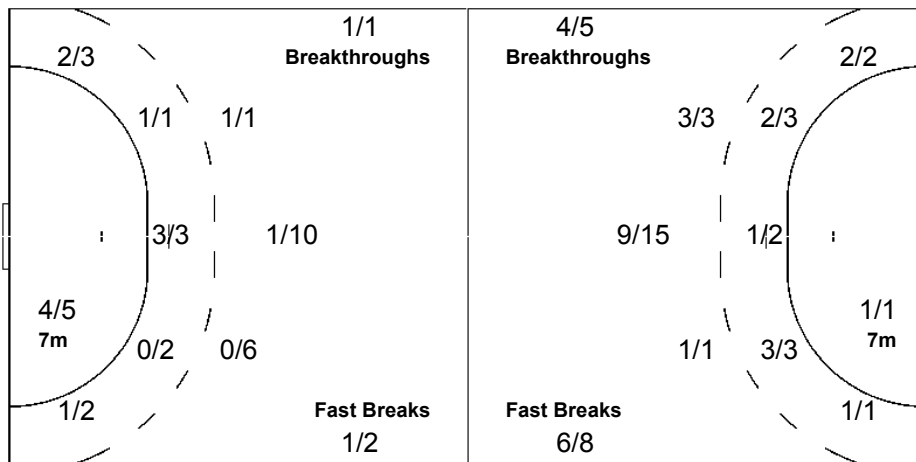
Goalkeepers

Goals / Shots

0/2	2/2	1/2
1/3		2/5
6/9	1/3	2/2
5-Missed	1-Post	2-Blocked

Saves / Shots

0/4	1/2	0/4
3/7	1/1	1/5
0/8	0/3	0/5



12 KAFFATOS D

0/3	1/2	0/2
2/4	1/1	1/4
0/7	0/2	0/4

16 CHRYSOPOULOS J

0/1		0/2
1/3		0/1
0/1	0/1	0/1



Match Team Statistics

Ομαδικές Στατιστικές Αγώνα / Statistiques du match par équipe

Match No: 42

GRE 15 - 33 FRA
(7-17) (8-16)

Referees: (9) LEMME F / (10) ULLRICH B (GER)

FRA - France

No.	Players	Shots								Offence		Defence		Penalties				TP
		G/S	%	6m	Wing	9m	7m	FB	BT	AS	TF	ST	BS	YC	2Min	RC	EX	
1	PLOQUIN Yohann																	12:58
2	FERNANDEZ Jerome	9/10	90			6/6			3/4		2							28:53
3	DINART Didier	1/1	100					1/1				1						28:50
4	BURDET Cedric	4/6	67	1/1		3/5				1	2			1	1			36:41
5	GILLE Guillaume	3/4	75	1/2		2/2					2	1						20:59
6	GILLE Bertrand	3/4	75	2/2		0/1		1/1			2							40:22
7	KERVADEC Gueric											1	1	1				25:12
8	NARCISSE Daniel	1/1	100					1/1		2		2	1					12:48
9	ANQUETIL Gregory	1/2	50			0/1	1/1			3		1						47:12
11	GIRAULT Olivier	3/4	75	1/1	2/2				0/1						1			60:00
13	KARABATIC Nikola	2/3	67			2/3				3								15:45
16	OMEYER Thierry																	47:02
17	RICHARDSON Jackson	3/6	50	0/1		0/1		2/3	1/1		2	4			1			24:10
18	ABATI Joel	3/3	100	1/1	1/1			1/1										19:08
	Bench / Team																	
	Totals	33/44	75	6/8	3/3	13/19	1/1	6/8	4/5	9	10	10	2	2	3			

No.	Goalkeepers	Total Shots		6m Shots		Wing Shots		9m Shots		7m Shots		Fast Breaks		Breakthroughs	
		S/S	%	S/S	%	S/S	%	S/S	%	S/S	%	S/S	%	S/S	%
1	PLOQUIN Yohann	3/7	43	1/2	50	0/1	0	2/2	100	0/1	0			0/1	0
16	OMEYER Thierry	10/21	48	1/4	25	1/3	33	7/9	78	1/4	25	0/1	0		
	Totals	13/28	46	2/6	33	1/4	25	9/11	82	1/5	20	0/1	0	0/1	0

Team Shots	Goals	Saves	Missed	Post	Blocked	Total	%
6m Shots	6	1	1			8	75
Wing Shots	3					3	100
9m Shots	13	4			2	19	68
7m Shots	1				n/a	1	100
Fast Breaks	6			2		8	75
Breakthroughs	4	1				5	80
Totals	33	6	1	2	2	44	75

Number of Attacks: 51, Scoring Efficiency: 65%



Match Team Statistics

Ομαδικές Στατιστικές Αγώνα / Statistiques du match par équipe

Match No: 42

GRE 15 - 33 FRA
(7-17) (8-16)

Referees: (9) LEMME F / (10) ULLRICH B (GER)

FRA - France

Shots Distribution

Players

Goals / Shots

2 FERNANDEZ J

	1/1	2/2
2/3		1/1
3/3		

3 DINART D

1/1		

4 BURDET C

		1/1
1/1		2/2

2-Blocked

5 GILLE G

2/2		
		1/1

1-Missed

6 GILLE B

		0/1
1/1		2/2

7 KERVADEC G

8 NARCISSE D

1/1		

9 ANQUETIL G

0/1		
	1/1	

11 GIRAULT O

		1/1
1/1		1/1

1-Post

13 KARABATIC N

	0/1	
1/1	1/1	

17 RICHARDSON J

1/1	0/1	
0/1		1/1
	1/1	

1-Post

18 ABATI J

1/1		1/1
1/1		

Team

Offence

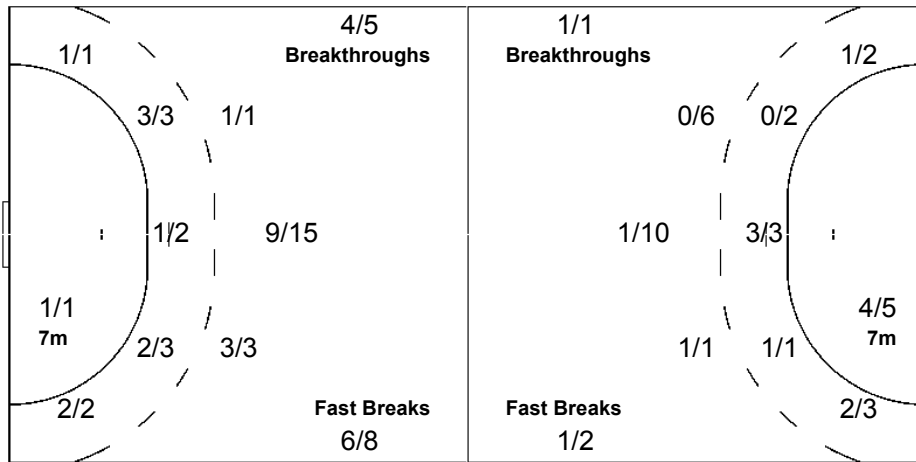
Defence

Goalkeepers

Goals / Shots

4/4	1/2	4/4
4/7	0/1	4/5
8/8	3/3	5/5

1-Missed 2-Post 2-Blocked



Saves / Shots

2/2	0/2	1/2
2/3		3/5
3/9	2/3	0/2

1 PLOQUIN Y

1/1		1/1
		0/1
0/1	1/2	0/1

16 OMEYER T

1/1	0/2	0/1
2/3		3/4
3/8	1/1	0/1

LEGEND

G/S Goals / Shots	% Efficiency	6m 6-metre Shots	7m 7-metre Shots	9m 9-metre Shots
S/S Saves / Shots	Wing Wing Shots	FB Fast Breaks	BT Breakthroughs	EX Exclusions
AS Assists	TF Technical Faults	ST Steals	BS Blocked Shots	TP Time Played
YC Yellow Cards	RC Red Cards	n/a not applicable	2Min 2 Minute Suspensions	
+ 2 Minute + 2 Minute Suspensions				



Helliniko Indoor Arena
Κλειστό Γήπεδο Ελληνικού
Helliniko Salle des Sports

FRI 27 AUG 2004
14:30

Handball
Χειροσφαίριση / Handball

MEN
Άνδρες / Hommes

Semifinals
Ημιτελικοί / Demi-finales



Results

Αποτελέσματα / Résultats

Match No: 39

CRO 33 - 31 HUN
(18-16) (15-15)

Referees: (13) ARNALDSSON S / (14) VIDARSSON J (ISL)

RUNNING SCORE
CRO - HUN

CRO - Croatia

Players		Shots								Penalties			
No.	Name	G/S	%	6m	Wing	9m	7m	FB	BT	YC	2Min	RC	EX
1	LOSSERT Venio												
2	KALEB Niksa	1/5	20		0/4			1/1					
4	BALIC Ivano	9/14	64			6/10		1/1	2/3				
6	LACKOVIC Blazenko	4/10	40			4/10							
7	ZRNIC Vedran												
9	VORI Igor	3/7	43	1/4				2/3		1	1		
10	DOMINIKOVIC Davor										2		
11	DZOMBA Mirza	8/10	80		2/4		4/4	2/2					
12	SOLA Vlado												
14	VUKOVIC Drago												
15	GOLUZA Slavko									1			
17	SPREM Goran	6/7	86		2/3			4/4					
18	SPOLJARIC Denis												
19	METLICIC Petar	2/7	29			2/7				1			
Bench / Team													
Totals		33/60	55	1/4	4/11	12/27	4/4	10/11	2/3	3	3		

Goalkeepers		Saves							
No.	Name	S/S	%	6m	Wing	9m	7m	FB	BT
1	LOSSERT Venio	6/22	27	1/3	1/4	3/10		1/2	0/3
12	SOLA Vlado	6/21	29	0/1	1/4	3/7	1/3	1/4	0/2
Totals		12/43	28	1/4	2/8	6/17	1/3	2/6	0/5

HUN - Hungary

Players		Shots								Penalties			
No.	Name	G/S	%	6m	Wing	9m	7m	FB	BT	YC	2Min	RC	EX
1	SZATHMARI Janos												
2	HARSANYI Gergely Janos												
3	ILYES Ferenc												
4	CSASZAR Gabor												
5	MEZEI Richard	1/1	100	1/1									
7	GAL Gyula	2/4	50	1/2	0/1			1/1					
8	IVANCSIK Gergo	1/1	100		1/1								
12	FAZEKAS Nandor												
13	DIAZ Ivo	5/5	100			3/3			2/2	1			
14	PEREZ Carlos	8/17	47			5/12	1/2	0/1	2/2				
15	PASZTOR Istvan	5/7	71		2/2	0/1		3/4					
17	LALUSKA Balazs	3/4	75		3/4					1	2		
19	NAGY Laszlo	4/10	40			2/6	1/2	0/1	1/1				
24	LENDVAY Peter	2/4	50	1/1		1/3							
Bench / Team													
Totals		31/53	58	3/4	6/8	11/25	2/4	4/7	5/5	3	2		

Goalkeepers		Saves							
No.	Name	S/S	%	6m	Wing	9m	7m	FB	BT
1	SZATHMARI Janos	5/24	21	1/2	1/2	3/10	0/2	0/6	0/2
12	FAZEKAS Nandor	11/25	44	1/1	1/4	7/12	0/2	1/5	1/1
Totals		16/49	33	2/3	2/6	10/22	0/4	1/11	1/3

1st Half	
DZOMBA M	1 (2') 0
	1 (2') 1
	1 (4') 2
BALIC I	2 (5') 2
DZOMBA M	3 (7') 2
	3 (7') 3
BALIC I	4 (8') 3
	4 (8') 4
BALIC I	5 (9') 4
LACKOVIC B	6 (12') 4
	6 (12') 5
	6 (14') 6
DZOMBA M	7 (14') 6
METLICIC P	8 (16') 6
KALEB N	9 (17') 6
	9 (17') 7
LACKOVIC B	10 (19') 7
	10 (19') 8
DZOMBA M	11 (19') 8
	11 (20') 9
SPREM G	12 (21') 9
	12 (21') 10
BALIC I	13 (22') 10
SPREM G	14 (23') 10
	14 (24') 11
	14 (25') 12
VORI I	15 (25') 12
DZOMBA M	16 (26') 12
	16 (26') 13
SPREM G	17 (27') 13
VORI I	18 (27') 13
	18 (28') 14
	18 (30') 15
	18 (30') 16
2nd Half	
LACKOVIC B	19 (31') 16
	19 (31') 17
BALIC I	20 (32') 17
VORI I	21 (33') 17
LACKOVIC B	22 (35') 17
DZOMBA M	23 (36') 17
	23 (38') 18
METLICIC P	24 (39') 18
	24 (39') 19
BALIC I	25 (40') 19
	25 (41') 20
	25 (42') 21
BALIC I	26 (43') 21
DZOMBA M	27 (44') 21
	27 (46') 22
	27 (48') 23
	27 (49') 24
SPREM G	28 (50') 24
DZOMBA M	29 (52') 24
SPREM G	30 (52') 24
	30 (52') 25
	30 (55') 26
	30 (55') 27
BALIC I	31 (57') 27
SPREM G	32 (57') 27
	32 (58') 28
	32 (59') 29
BALIC I	33 (59') 29
	33 (60') 30
	33 (60') 31

LEGEND									
G/S	Goals / Shots	%	Efficiency	6m	6-metre Shots	7m	7-metre Shots	9m	9-metre Shots
S/S	Saves / Shots	Wing	Wing Shots	FB	Fast Breaks	BT	Breakthroughs	EX	Exclusions
YC	Yellow Cards	RC	Red Cards	2Min	2 Minute Suspensions				
+	2 Minute + 2 Minute Suspensions								





Match Team Statistics

Ομαδικές Στατιστικές Αγώνα / Statistiques du match par équipe

Match No: 39

CRO 33 - 31 HUN

(18-16) (15-15)

Referees: (13) ARNALDSSON S / (14) VIDARSSON J (ISL)

CRO - Croatia

Players		Shots								Offence		Defence		Penalties				TP
No.	Name	G/S	%	6m	Wing	9m	7m	FB	BT	AS	TF	ST	BS	YC	2Min	RC	EX	
1	LOSERT Venio																	30:00
2	KALEB Niksa	1/5	20		0/4			1/1		1	1							34:27
4	BALIC Ivano	9/14	64			6/10		1/1	2/3									49:40
6	LACKOVIC Blazenko	4/10	40			4/10				2	1							34:39
7	ZRNIC Vedran																	
9	VORI Igor	3/7	43	1/4				2/3		1	2	2		1	1			58:08
10	DOMINIKOVIC Davor												1		2			14:05
11	DZOMBA Mirza	8/10	80		2/4		4/4	2/2		2	1	2						60:00
12	SOLA Vlado																	30:00
14	VUKOVIC Drago																	
15	GOLUZA Slavko													1				11:34
17	SPREM Goran	6/7	86		2/3			4/4				1						21:42
18	SPOLJARIC Denis												2					15:45
19	METLICIC Petar	2/7	29			2/7				5	1		3	1				60:00
	Bench / Team																	
	Totals	33/60	55	1/4	4/11	12/27	4/4	10/11	2/3	11	6	5	6	3	3			

Goalkeepers		Total Shots		6m Shots		Wing Shots		9m Shots		7m Shots		Fast Breaks		Breakthroughs	
No.	Name	S/S	%	S/S	%	S/S	%	S/S	%	S/S	%	S/S	%	S/S	%
1	LOSERT Venio	6/22	27	1/3	33	1/4	25	3/10	30			1/2	50	0/3	0
12	SOLA Vlado	6/21	29	0/1	0	1/4	25	3/7	43	1/3	33	1/4	25	0/2	0
	Totals	12/43	28	1/4	25	2/8	25	6/17	35	1/3	33	2/6	33	0/5	0

Team Shots	Goals	Saves	Missed	Post	Blocked	Total	%
6m Shots	1	2		1		4	25
Wing Shots	4	2		5		11	36
9m Shots	12	10	3	1	1	27	44
7m Shots	4				n/a	4	100
Fast Breaks	10	1				11	91
Breakthroughs	2	1				3	67
Totals	33	16	3	7	1	60	55

Number of Attacks: 60, Scoring Efficiency: 55%



Match Team Statistics

Ομαδικές Στατιστικές Αγώνα / Statistiques du match par équipe

Match No: 39

CRO 33 - 31 HUN
(18-16) (15-15)

Referees: (13) ARNALDSSON S / (14) VIDARSSON J (ISL)

CRO - Croatia

Shots Distribution

Players

Goals / Shots

Player	Goals	Shots	Notes
2 KALEB N	0/1	1/1	3-Post
4 BALIC I	2/2	2/2	1-Missed 1-Post 1-Blocked
6 LACKOVIC B	1/2	0/1	
7 ZRNIC V	1/3	2/2	
9 VORI I	0/1	1/2	1-Post
10 DOMINIKOVIC D	0/1	0/1	
11 DZOMBA M	1/1	1/1	1-Post
14 VUKOVIC D	1/2	1/1	
15 GOLUZA S	3/3	1/1	
17 SPREM G	1/1	2/2	1-Post
18 SPOLJARIC D	0/1	1/2	2-Missed

Team

Offence

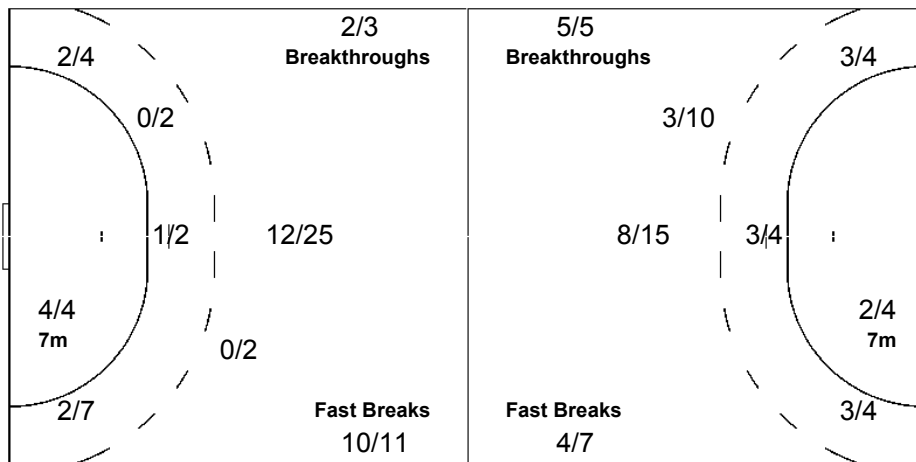
Defence

Goalkeepers

Goals / Shots

4/4	0/1	6/8
6/10	0/1	2/6
7/10	1/1	7/8

3-Missed 7-Post 1-Blocked



Saves / Shots

1/4	3/5	1/6
2/3	1/1	3/8
0/7	0/2	1/7

1 LOSERT V

0/1	2/3	0/4
2/2	1/1	1/4
0/3	0/2	0/2

12 SOLA V

1/3	1/2	1/2
0/1		2/4
0/4		1/5



Match Team Statistics

Ομαδικές Στατιστικές Αγώνα / Statistiques du match par équipe

Match No: 39

CRO 33 - 31 HUN

(18-16) (15-15)

Referees: (13) ARNALDSSON S / (14) VIDARSSON J (ISL)

HUN - Hungary

No.	Name	Shots								Offence		Defence		Penalties			TP	
		G/S	%	6m	Wing	9m	7m	FB	BT	AS	TF	ST	BS	YC	2Min	RC		EX
1	SZATHMARI Janos																	31:53
2	HARSANYI Gergely Janos																	
3	ILYES Ferenc																	
4	CSASZAR Gabor																	
5	MEZEI Richard	1/1	100	1/1						1	2							40:57
7	GAL Gyula	2/4	50	1/2	0/1			1/1		1	5							35:20
8	IVANCSIK Gergo	1/1	100		1/1						1							26:57
12	FAZEKAS Nandor																	28:07
13	DIAZ Ivo	5/5	100			3/3			2/2	3	2			1				35:38
14	PEREZ Carlos	8/17	47			5/12	1/2	0/1	2/2	2	2							33:53
15	PASZTOR Istvan	5/7	71		2/2	0/1		3/4						1				32:45
17	LALUSKA Balazs	3/4	75		3/4							1		1	2			60:00
19	NAGY Laszlo	4/10	40			2/6	1/2	0/1	1/1	3			1					60:00
24	LENDVAY Peter	2/4	50	1/1		1/3				3	1							34:30
	Bench / Team																	
	Totals	31/53	58	3/4	6/8	11/25	2/4	4/7	5/5	13	13	1	1	3	2			

No.	Name	Total Shots		6m Shots		Wing Shots		9m Shots		7m Shots		Fast Breaks		Breakthroughs	
		S/S	%	S/S	%	S/S	%	S/S	%	S/S	%	S/S	%	S/S	%
1	SZATHMARI Janos	5/24	21	1/2	50	1/2	50	3/10	30	0/2	0	0/6	0	0/2	0
12	FAZEKAS Nandor	11/25	44	1/1	100	1/4	25	7/12	58	0/2	0	1/5	20	1/1	100
	Totals	16/49	33	2/3	67	2/6	33	10/22	45	0/4	0	1/11	9	1/3	33

Team Shots	Goals	Saves	Missed	Post	Blocked	Total	%
6m Shots	3	1				4	75
Wing Shots	6	2				8	75
9m Shots	11	6	3		5	25	44
7m Shots	2	1		1	n/a	4	50
Fast Breaks	4	2	1			7	57
Breakthroughs	5					5	100
Totals	31	12	4	1	5	53	58

Number of Attacks: 61, Scoring Efficiency: 51%



Match Team Statistics

Ομαδικές Στατιστικές Αγώνα / Statistiques du match par équipe

Match No: 39

CRO 33 - 31 HUN
(18-16) (15-15)

Referees: (13) ARNALDSSON S / (14) VIDARSSON J (ISL)

HUN - Hungary

Shots Distribution

Players

Goals / Shots

2 HARSANYI G	3 ILYES F	4 CSASZAR G	5 MEZEI R	7 GAL G	8 IVANCSIK G
			1/1	0/1 0/1 1/1	
					1/1
13 DIAZ I	14 PEREZ C	15 PASZTOR I	17 LALUSKA B	19 NAGY L	24 LENDVAY P
1/1 2/2	1/1 1/1		0/1	1/2 0/2 1/1	
	0/1	1/1 1/2			0/1
1/1	2/2 1/1 3/3	2/2 1/1	1/1 2/2		1/1
	3-Missed 1-Post 4-Blocked	1-Missed			1-Blocked

Team

Offence

Defence

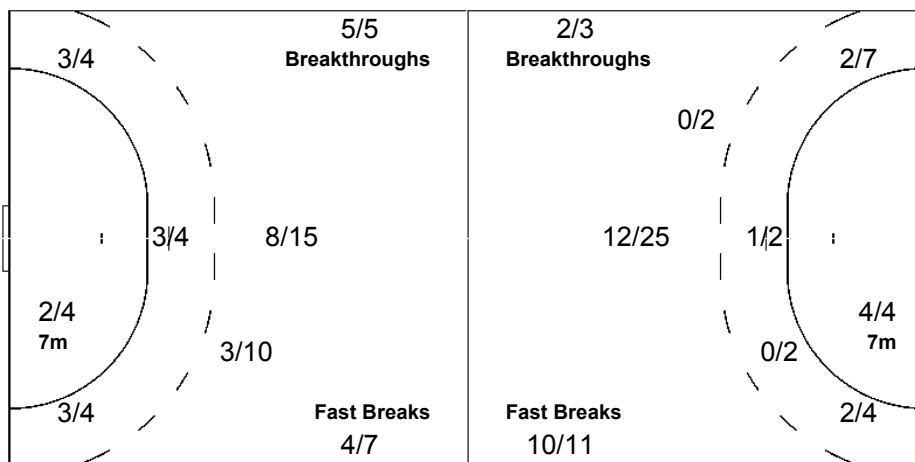
Goalkeepers

Goals / Shots

3/4	2/5	5/6
1/3	0/1	5/8
7/7	2/2	6/7
4-Missed	1-Post	5-Blocked

Saves / Shots

0/4	1/1	2/8
4/10	1/1	4/6
3/10	0/1	1/8



1 SZATHMARI J

0/2	1/1	1/3
1/6		1/2
1/4	0/1	0/5

12 FAZEKAS N

0/2		1/5
3/4	1/1	3/4
2/6		1/3

LEGEND									
G/S	Goals / Shots	%	Efficiency	6m	6-metre Shots	7m	7-metre Shots	9m	9-metre Shots
S/S	Saves / Shots	Wing	Wing Shots	FB	Fast Breaks	BT	Breakthroughs	EX	Exclusions
AS	Assists	TF	Technical Faults	ST	Steals	BS	Blocked Shots	TP	Time Played
YC	Yellow Cards	RC	Red Cards	n/a	not applicable	2Min	2 Minute Suspensions		
+	2 Minute + 2 Minute Suspensions								



Results

Αποτελέσματα / Résultats

Match No: 40

GER 21 - 15 RUS
(9-10) (12-5)

Referees: (7) BORD G / (8) BUY O (FRA)

RUNNING SCORE

GER - RUS

GER - Germany

Players		Shots								Penalties			
No.	Name	G/S	%	6m	Wing	9m	7m	FB	BT	YC	2Min	RC	EX
1	FRITZ Henning												
4	DRAGUNSKI Mark												
5	KRETZSCHMAR Stefan	5/10	50		3/6	0/1	0/1	2/2					
7	IMMEL Jan Olaf	2/4	50			0/1		2/2	0/1	1	1		
8	SCHWARZER Christian	3/7	43	1/4				1/2	1/1				
9	PETERSEN Klaus-Dieter												
10	von BEHREN Frank	0/1	0			0/1							
11	ZERBE Volker	1/4	25			1/4				1	3	1	
12	RAMOTA Christian												
13	BAUR Markus	1/3	33			1/2	0/1			1			
14	ZEITZ Christian	3/8	38	1/1		1/4			1/3				
15	JANSEN Torsten												
18	STEPHAN Daniel	2/8	25	0/1		1/4	1/3						
19	KEHRMANN Florian	4/8	50	1/1	1/4			2/3					
Bench / Team													
Totals		21/53	40	3/7	4/10	4/17	1/5	7/9	2/5	3	4	1	

Goalkeepers		Saves							
No.	Name	S/S	%	6m	Wing	9m	7m	FB	BT
1	FRITZ Henning	14/28	50	1/6	2/4	11/15	0/2	0/1	
12	RAMOTA Christian	0/1	0				0/1		
Totals		14/29	48	1/6	2/4	11/15	0/3	0/1	

RUS - Russia

Players		Shots								Penalties			
No.	Name	G/S	%	6m	Wing	9m	7m	FB	BT	YC	2Min	RC	EX
1	LAVROV Andrey												
3	IVANOV Vitali	1/1	100			1/1					1		
5	KULESHOV Oleg	1/2	50		1/1	0/1							
6	KRIVOSHLYKOV Denis	0/2	0	0/1	0/1						2		
8	TUCHKIN Alexandre	1/8	13			1/8				1			
9	KUDINOV Vasily	0/2	0			0/2							
11	TORGOVANOVA Dmitri	5/5	100	5/5						1			
13	GORBATIKOV Alexander												
15	RASTVORTSEV Alexey	2/10	20			1/9		1/1					
16	KOSTYGOV Alexey												
18	GORPICHIN Viatcheslav												
19	POGORELOV Sergey	1/2	50			1/2							
20	CHIPURIN Mikhail	0/1	0	0/1									
23	KOKCHAROV Eduard	4/5	80		1/2		3/3						
Bench / Team													
Totals		15/38	39	5/7	2/4	4/23	3/3	1/1		2	3		

Goalkeepers		Saves							
No.	Name	S/S	%	6m	Wing	9m	7m	FB	BT
1	LAVROV Andrey	21/42	50	3/6	3/7	9/13	3/4	2/9	1/3
16	KOSTYGOV Alexey								
Totals		21/42	50	3/6	3/7	9/13	3/4	2/9	1/3

1st Half	
KRETZSCHMAR S	0 (2') 1
KEHRMANN F	1 (2') 1
KRETZSCHMAR S	1 (4') 2
KRETZSCHMAR S	2 (5') 2
KRETZSCHMAR S	2 (7') 3
KRETZSCHMAR S	2 (8') 4
KRETZSCHMAR S	3 (8') 4
KRETZSCHMAR S	4 (11') 4
KRETZSCHMAR S	4 (12') 5
KRETZSCHMAR S	4 (13') 6
KEHRMANN F	5 (14') 6
KEHRMANN F	5 (15') 7
KEHRMANN F	5 (18') 8
BAUR M	6 (19') 8
STEPHAN D	7 (20') 8
ZERBE V	8 (26') 8
STEPHAN D	8 (28') 9
SCHWARZER C	9 (29') 9
SCHWARZER C	9 (30') 10
2nd Half	
SCHWARZER C	10 (32') 10
SCHWARZER C	10 (37') 11
SCHWARZER C	10 (38') 12
STEPHAN D	11 (39') 12
KRETZSCHMAR S	12 (41') 12
KRETZSCHMAR S	13 (41') 12
KRETZSCHMAR S	13 (43') 13
KEHRMANN F	14 (45') 13
IMMEL J	15 (45') 13
IMMEL J	15 (47') 14
SCHWARZER C	16 (49') 14
ZEITZ C	17 (52') 14
ZEITZ C	18 (53') 14
KEHRMANN F	19 (58') 14
KEHRMANN F	19 (59') 15
ZEITZ C	20 (60') 15
IMMEL J	21 (60') 15

LEGEND

G/S	Goals / Shots	%	Efficiency	6m	6-metre Shots	7m	7-metre Shots	9m	9-metre Shots
S/S	Saves / Shots	Wing	Wing Shots	FB	Fast Breaks	BT	Breakthroughs	EX	Exclusions
YC	Yellow Cards	RC	Red Cards	2Min	2 Minute Suspensions				
+	2 Minute + 2 Minute Suspensions								



Match Team Statistics

Ομαδικές Στατιστικές Αγώνα / Statistiques du match par équipe

Match No: 40

GER 21 - 15 RUS
(9-10) (12-5)

Referees: (7) BORD G / (8) BUY O (FRA)

GER - Germany

Players		Shots								Offence		Defence		Penalties				TP
No.	Name	G/S	%	6m	Wing	9m	7m	FB	BT	AS	TF	ST	BS	YC	2Min	RC	EX	
1	FRITZ Henning										1							59:48
4	DRAGUNSKI Mark																	00:05
5	KRETZSCHMAR Stefan	5/10	50		3/6	0/1	0/1	2/2		1	1	2	1					60:00
7	IMMEL Jan Olaf	2/4	50			0/1		2/2	0/1			2	2	1	1			25:09
8	SCHWARZER Christian	3/7	43	1/4				1/2	1/1	5	1	4						56:28
9	PETERSEN Klaus-Dieter												2					30:58
10	von BEHREN Frank	0/1	0			0/1							1					08:12
11	ZERBE Volker	1/4	25			1/4				1	2			1	3	1		30:00
12	RAMOTA Christian																	00:12
13	BAUR Markus	1/3	33			1/2	0/1							1				28:16
14	ZEITZ Christian	3/8	38	1/1		1/4			1/3		2							17:37
15	JANSEN Torsten																	
18	STEPHAN Daniel	2/8	25	0/1		1/4	1/3			2	1		2					52:58
19	KEHRMANN Florian	4/8	50	1/1	1/4			2/3		2	1							50:17
Bench / Team																		
Totals		21/53	40	3/7	4/10	4/17	1/5	7/9	2/5	11	9	8	8	3	4	1		

Goalkeepers		Total Shots		6m Shots		Wing Shots		9m Shots		7m Shots		Fast Breaks		Breakthroughs	
No.	Name	S/S	%	S/S	%	S/S	%	S/S	%	S/S	%	S/S	%	S/S	%
1	FRITZ Henning	14/28	50	1/6	17	2/4	50	11/15	73	0/2	0	0/1	0		
12	RAMOTA Christian	0/1	0							0/1	0				
Totals		14/29	48	1/6	17	2/4	50	11/15	73	0/3	0	0/1	0		

Team Shots	Goals	Saves	Missed	Post	Blocked	Total	%
6m Shots	3	3	1			7	43
Wing Shots	4	3		3		10	40
9m Shots	4	9		1	3	17	24
7m Shots	1	3	1		n/a	5	20
Fast Breaks	7	2				9	78
Breakthroughs	2	1		1	1	5	40
Totals	21	21	2	5	4	53	40

Number of Attacks: 55, Scoring Efficiency: 38%



Match Team Statistics

Ομαδικές Στατιστικές Αγώνα / Statistiques du match par équipe

Match No: 40

GER 21 - 15 RUS
(9-10) (12-5)

Referees: (7) BORD G / (8) BUY O (FRA)

GER - Germany

Shots Distribution

Players

Goals / Shots

4 DRAGUNSKI M

5 KRETZSCHMAR S

	2/2	
		1/2
2/2		0/1

3-Post

7 IMMEL J

0/1	1/1	1/1
0/1		

8 SCHWARZER C

0/1	1/1	
0/2		0/1
		2/2

9 PETERSEN K

10 von BEHREN F

1-Blocked

11 ZERBE V

		0/1
0/1		
		1/1

1-Blocked

13 BAUR M

1/2		

1-Missed

14 ZEITZ C

		1/1
1/2		1/1
		0/1

1-Post 2-Blocked

15 JANSEN T

18 STEPHAN D

	0/1	
	0/1	
1/3	0/1	1/1

1-Missed

19 KEHRMANN F

0/1	0/1	1/2
		1/1
1/1	1/1	

1-Post

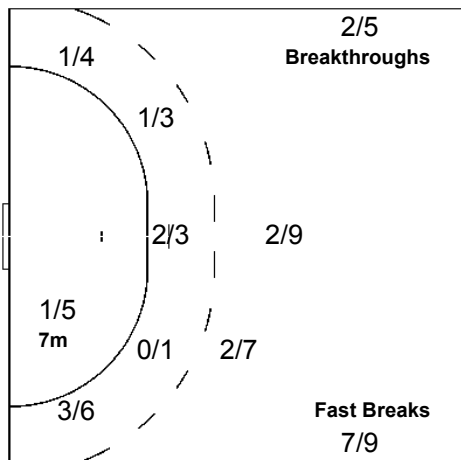
Team

Goals / Shots

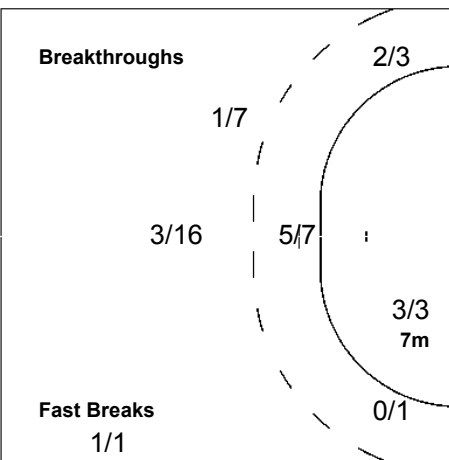
0/2	3/5	2/4
1/6	1/2	4/6
5/9	1/2	4/6

2-Missed 5-Post 4-Blocked

Offence



Defence



Goalkeepers

Saves / Shots

0/1	1/2	1/1
1/2	1/1	1/2
3/9	3/3	1/6

1 FRITZ H

0/1	1/2	1/1
1/2	1/1	1/2
3/9	3/3	1/5

12 RAMOTA C

		0/1



Match Team Statistics

Ομαδικές Στατιστικές Αγώνα / Statistiques du match par équipe

Match No: 40

GER 21 - 15 RUS
(9-10) (12-5)

Referees: (7) BORD G / (8) BUY O (FRA)

RUS - Russia

Players		Shots								Offence		Defence		Penalties				TP
No.	Name	G/S	%	6m	Wing	9m	7m	FB	BT	AS	TF	ST	BS	YC	2Min	RC	EX	
1	LAVROV Andrey																	60:00
3	IVANOV Vitali	1/1	100			1/1				1	3				1			33:03
5	KULESHOV Oleg	1/2	50		1/1	0/1				3	6							27:53
6	KRIVOSHLYKOV Denis	0/2	0	0/1	0/1						1				2			59:55
8	TUCHKIN Alexandre	1/8	13			1/8				3	3	1		1				21:55
9	KUDINOV Vasily	0/2	0			0/2					3							06:17
11	TORGOVANOV Dmitri	5/5	100	5/5							8			1				47:08
13	GORBATIKOV Alexander																	
15	RASTVORTSEV Alexey	2/10	20			1/9		1/1			1	1						36:37
16	KOSTYGOV Alexey																	
18	GORPICHIN Viatcheslav												1					22:03
19	POGORELOV Sergey	1/2	50			1/2						2	2					30:25
20	CHIPURIN Mikhail	0/1	0	0/1														14:49
23	KOKCHAROV Eduard	4/5	80		1/2		3/3				1							59:55
Bench / Team																		
Totals		15/38	39	5/7	2/4	4/23	3/3	1/1		7	26	4	3	2	3			

Goalkeepers		Total Shots		6m Shots		Wing Shots		9m Shots		7m Shots		Fast Breaks		Breakthroughs	
No.	Name	S/S	%	S/S	%	S/S	%	S/S	%	S/S	%	S/S	%	S/S	%
1	LAVROV Andrey	21/42	50	3/6	50	3/7	43	9/13	69	3/4	75	2/9	22	1/3	33
16	KOSTYGOV Alexey														
Totals		21/42	50	3/6	50	3/7	43	9/13	69	3/4	75	2/9	22	1/3	33

Team Shots	Goals	Saves	Missed	Post	Blocked	Total	%
6m Shots	5	1	1			7	71
Wing Shots	2	2				4	50
9m Shots	4	11			8	23	17
7m Shots	3				n/a	3	100
Fast Breaks	1					1	100
Breakthroughs							
Totals	15	14	1		8	38	39

Number of Attacks: 54, Scoring Efficiency: 28%



Match Team Statistics

Ομαδικές Στατιστικές Αγώνα / Statistiques du match par équipe

Match No: 40

GER 21 - 15 RUS
(9-10) (12-5)

Referees: (7) BORD G / (8) BUY O (FRA)

RUS - Russia

Shots Distribution

Players

Goals / Shots

3 IVANOV V	5 KULESHOV O	6 KRIVOSHLYKOV D	8 TUCHKIN A	9 KUDINOV V	11 TORGOVANOV D
1/1	1/2	0/1	0/1 1/1	0/1	1/1 2/2
		1-Missed	4-Blocked	1-Blocked	
13 GORBATIKOV A	15 RASTVORTSEV A	18 GORPICHIN V	19 POGORELOV S	20 CHIPURIN M	23 KOKCHAROV E
	0/1 0/3 0/2 2/2		1/1	0/1	2/2 2/2
	2-Blocked		1-Blocked		

Team

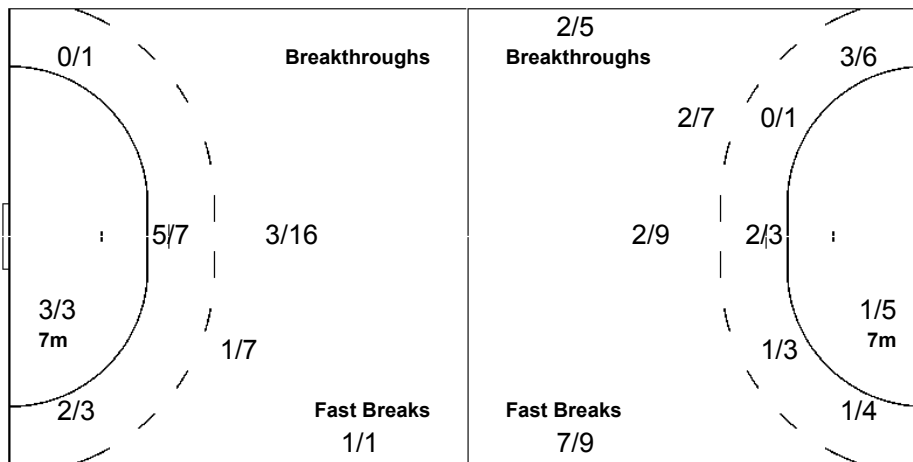
Offence

Defence

Goalkeepers

Goals / Shots

1/1	1/2	0/1
1/2	0/1	1/2
6/9	0/3	5/6
1-Missed		8-Blocked



Saves / Shots

2/2	2/5	2/4
5/6	1/2	2/6
4/9	1/2	2/6

1 LAVROV A

2/2	2/5	2/4
5/6	1/2	2/6
4/9	1/2	2/6

16 KOSTYGOV A

LEGEND									
G/S	Goals / Shots	%	Efficiency	6m	6-metre Shots	7m	7-metre Shots	9m	9-metre Shots
S/S	Saves / Shots	Wing	Wing Shots	FB	Fast Breaks	BT	Breakthroughs	EX	Exclusions
AS	Assists	TF	Technical Faults	ST	Steals	BS	Blocked Shots	TP	Time Played
YC	Yellow Cards	RC	Red Cards	n/a	not applicable	2Min	2 Minute Suspensions		
+	2 Minute + 2 Minute Suspensions								



Results

Αποτελέσματα / Résultats

Match No: 43

HUN 26 - 28 RUS
(10-13) (16-15)

Referees: (11) BAVAS F / (12) MIGAS S (GRE)

RUNNING SCORE

HUN - RUS

HUN - Hungary

Players		Shots								Penalties			
No.	Name	G/S	%	6m	Wing	9m	7m	FB	BT	YC	2Min	RC	EX
1	SZATHMARI Janos												
2	HARSANYI Gergely Janos												
3	ILYES Ferenc												
4	CSASZAR Gabor												
5	MEZEI Richard	1/2	50	1/2						1			
7	GAL Gyula	4/5	80	1/2	1/1			2/2					
8	IVANCSIK Gergo	1/2	50			1/2							
12	FAZEKAS Nandor												
13	DIAZ Ivo	2/2	100			1/1			1/1		1		
14	PEREZ Carlos	10/22	45			9/21			1/1				
15	PASZTOR Istvan	2/5	40		0/1			2/4		1	2		
17	LALUSKA Balazs	1/3	33		1/2	0/1							
19	NAGY Laszlo	4/8	50	2/2		1/4		1/2					
24	LENDVAY Peter	1/2	50			1/2					2		
Bench / Team													
Totals		26/51	51	4/6	2/4	13/31		5/8	2/2	2	5		

Goalkeepers		Saves							
No.	Name	S/S	%	6m	Wing	9m	7m	FB	BT
1	SZATHMARI Janos	2/11	18	0/1	0/1	2/7	0/2		
12	FAZEKAS Nandor	11/30	37	2/3	2/5	6/13	1/4	0/2	0/3
Totals		13/41	32	2/4	2/6	8/20	1/6	0/2	0/3

RUS - Russia

Players		Shots								Penalties			
No.	Name	G/S	%	6m	Wing	9m	7m	FB	BT	YC	2Min	RC	EX
1	LAVROV Andrey												
3	IVANOV Vitali	3/6	50			1/3	1/2		1/1				
5	KULESHOV Oleg	1/2	50			1/2							
6	KRIVOSHLYKOV Denis	2/3	67		2/3					1	1		
8	TUCHKIN Alexandre	0/3	0			0/3							
9	KUDINOV Vasily	4/6	67			3/5			1/1				
11	TORGOVANOV Dmitri	2/4	50	2/4									
13	GORBATIKOV Alexander												
15	RASTVORTSEV Alexey	7/11	64			7/11							
16	KOSTYGOV Alexey												
18	GORPICHIN Viatcheslav									1			
19	POGORELOV Sergey	1/1	100						1/1		1		
20	CHIPURIN Mikhail	0/1	0	0/1						1	2		
23	KOKCHAROV Eduard	8/10	80		2/3		4/5	2/2					
Bench / Team										1			
Totals		28/47	60	2/5	4/6	12/24	5/7	2/2	3/3	4	4		

Goalkeepers		Saves							
No.	Name	S/S	%	6m	Wing	9m	7m	FB	BT
1	LAVROV Andrey	15/41	37	1/5	2/4	9/22		3/8	0/2
16	KOSTYGOV Alexey								
Totals		15/41	37	1/5	2/4	9/22		3/8	0/2

1st Half		
DIAZ I	1 (2') 0	
	1 (3') 1	RASTVORTSEV A
	1 (4') 2	IVANOV V
	1 (5') 3	TORGOVANOV D
	1 (6') 4	IVANOV V
MEZEI R	2 (7') 4	
PASZTOR I	3 (9') 4	
	3 (9') 5	RASTVORTSEV A
	3 (11') 6	KRIVOSHLYKOV V
GAL G	4 (12') 6	
PASZTOR I	5 (15') 6	
GAL G	6 (16') 6	
	6 (16') 7	POGORELOV S
	6 (18') 8	RASTVORTSEV A
LALUSKA B	7 (19') 8	
	7 (19') 9	KUDINOV V
PEREZ C	8 (22') 9	
	8 (24') 10	KUDINOV V
LENDVAY P	9 (24') 10	
PEREZ C	10 (25') 10	
	10 (27') 11	IVANOV V
	10 (30') 12	KOKCHAROV E
	10 (30') 13	KOKCHAROV E

2nd Half		
PEREZ C	11 (31') 13	
	11 (32') 14	KUDINOV V
PEREZ C	12 (32') 14	
	12 (34') 15	KOKCHAROV E
	12 (35') 16	KOKCHAROV E
NAGY L	13 (37') 16	
	13 (37') 17	KOKCHAROV E
PEREZ C	14 (38') 17	
	14 (39') 18	RASTVORTSEV A
	14 (41') 19	RASTVORTSEV A
NAGY L	15 (42') 19	
	15 (42') 20	RASTVORTSEV A
NAGY L	16 (44') 20	
	16 (45') 21	KULESHOV O
IVANCSIK G	17 (45') 21	
	17 (46') 22	TORGOVANOV D
	17 (47') 23	KOKCHAROV E
PEREZ C	18 (48') 23	
PEREZ C	19 (49') 23	
	19 (49') 24	KOKCHAROV E
NAGY L	20 (50') 24	
	20 (50') 25	KOKCHAROV E
DIAZ I	21 (51') 25	
	21 (52') 26	RASTVORTSEV A
	21 (53') 27	KUDINOV V
GAL G	22 (53') 27	
PEREZ C	23 (55') 27	
PEREZ C	24 (57') 27	
	24 (57') 28	KRIVOSHLYKOV D
GAL G	25 (58') 28	
PEREZ C	26 (59') 28	

LEGEND

G/S	Goals / Shots	%	Efficiency	6m	6-metre Shots	7m	7-metre Shots	9m	9-metre Shots
S/S	Saves / Shots	Wing	Wing Shots	FB	Fast Breaks	BT	Breakthroughs	EX	Exclusions
YC	Yellow Cards	RC	Red Cards	2Min	2 Minute Suspensions				
+	2 Minute + 2 Minute Suspensions								



Match Team Statistics

Ομαδικές Στατιστικές Αγώνα / Statistiques du match par équipe

Match No: 43

HUN 26 - 28 RUS
(10-13) (16-15)

Referees: (11) BAVAS F / (12) MIGAS S (GRE)

HUN - Hungary

Players		Shots								Offence		Defence		Penalties				TP
No.	Name	G/S	%	6m	Wing	9m	7m	FB	BT	AS	TF	ST	BS	YC	2Min	RC	EX	
1	SZATHMARI Janos																	14:00
2	HARSANYI Gergely Janos										1							30:00
3	ILYES Ferenc																	07:13
4	CSASZAR Gabor																	
5	MEZEI Richard	1/2	50	1/2						1			1	1				39:48
7	GAL Gyula	4/5	80	1/2	1/1			2/2		1	1	1						42:47
8	IVANCSIK Gergo	1/2	50			1/2				1	1							27:59
12	FAZEKAS Nandor										1							46:00
13	DIAZ Ivo	2/2	100			1/1			1/1	2	1				1			38:40
14	PEREZ Carlos	10/22	45			9/21			1/1	2	5							34:39
15	PASZTOR Istvan	2/5	40		0/1			2/4		1		1		1	2			37:57
17	LALUSKA Balazs	1/3	33		1/2	0/1					2							33:46
19	NAGY Laszlo	4/8	50	2/2		1/4		1/2		1	3							44:27
24	LENDVAY Peter	1/2	50			1/2									2			22:44
Bench / Team																		
Totals		26/51	51	4/6	2/4	13/31		5/8	2/2	9	15	2	1	2	5			

Goalkeepers		Total Shots		6m Shots		Wing Shots		9m Shots		7m Shots		Fast Breaks		Breakthroughs	
No.	Name	S/S	%	S/S	%	S/S	%	S/S	%	S/S	%	S/S	%	S/S	%
1	SZATHMARI Janos	2/11	18	0/1	0	0/1	0	2/7	29	0/2	0				
12	FAZEKAS Nandor	11/30	37	2/3	67	2/5	40	6/13	46	1/4	25	0/2	0	0/3	0
Totals		13/41	32	2/4	50	2/6	33	8/20	40	1/6	17	0/2	0	0/3	0

Team Shots	Goals	Saves	Missed	Post	Blocked	Total	%
6m Shots	4	1	1			6	67
Wing Shots	2	2				4	50
9m Shots	13	9	3	1	5	31	42
7m Shots					n/a		
Fast Breaks	5	3				8	63
Breakthroughs	2					2	100
Totals	26	15	4	1	5	51	51

Number of Attacks: 59, Scoring Efficiency: 44%



Match Team Statistics

Ομαδικές Στατιστικές Αγώνα / Statistiques du match par équipe

Match No: 43

HUN 26 - 28 RUS
(10-13) (16-15)

Referees: (11) BAVAS F / (12) MIGAS S (GRE)

HUN - Hungary

Shots Distribution

Players

Goals / Shots

2 HARSANYI G	3 ILYES F	4 CSASZAR G	5 MEZEI R	7 GAL G	8 IVANCSIK G
			0/1	1/1	
			1/1	2/2	1/1
				1-Missed	1-Missed
13 DIAZ I	14 PEREZ C	15 PASZTOR I	17 LALUSKA B	19 NAGY L	24 LENDVAY P
1/1	0/1		0/1	2/2	
	1/3	0/2	0/1		
	1/2	1/1	1/1	1/2	
1/1	1-Missed 1-Post 4-Blocked			1-Missed 1-Blocked	0/1 1/1

Team

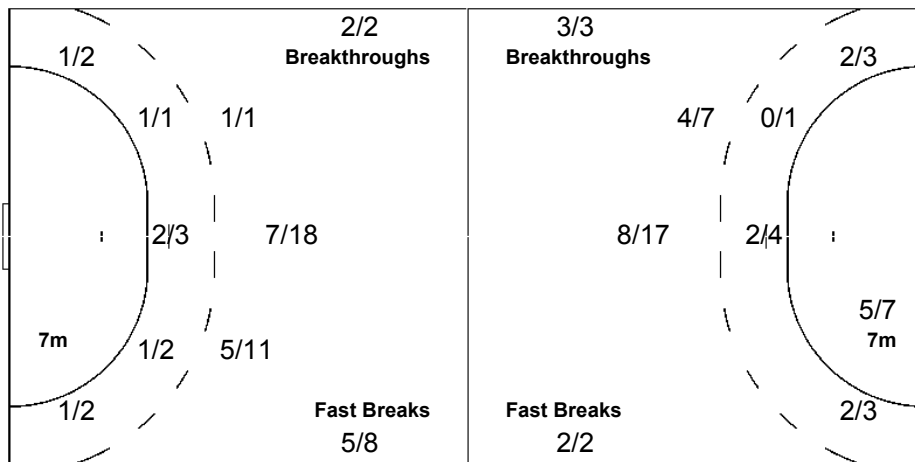
Offence

Defence

Goalkeepers

Goals / Shots

2/3		2/5
2/7		2/3
6/8	3/5	9/10
4-Missed	1-Post	5-Blocked



Saves / Shots

1/1	0/2	0/3
7/12		1/5
3/11	0/2	1/5

1 SZATHMARI J		
	0/1	0/2
1/4		0/1
1/2		0/1

12 FAZEKAS N		
1/1	0/1	0/1
6/8		1/4
2/9	0/2	1/4



Match Team Statistics

Ομαδικές Στατιστικές Αγώνα / Statistiques du match par équipe

Match No: 43

HUN 26 - 28 RUS
(10-13) (16-15)

Referees: (11) BAVAS F / (12) MIGAS S (GRE)

RUS - Russia

Players		Shots								Offence		Defence		Penalties				TP
No.	Name	G/S	%	6m	Wing	9m	7m	FB	BT	AS	TF	ST	BS	YC	2Min	RC	EX	
1	LAVROV Andrey																	60:00
3	IVANOV Vitali	3/6	50			1/3	1/2		1/1	1	2							32:57
5	KULESHOV Oleg	1/2	50			1/2				5	2	2						26:03
6	KRIVOSHLYKOV Denis	2/3	67		2/3						1			1	1			60:00
8	TUCHKIN Alexandre	0/3	0			0/3					2							08:35
9	KUDINOV Vasily	4/6	67			3/5			1/1	2	2	1						17:44
11	TORGOVANOV Dmitri	2/4	50	2/4							2	1						45:14
13	GORBATIKOV Alexander																	
15	RASTVORTSEV Alexey	7/11	64			7/11				1		1						33:28
16	KOSTYGOV Alexey																	
18	GORPICHIN Viatcheslav									1			2	1				25:55
19	POGORELOV Sergey	1/1	100						1/1	2	1		2			1		31:37
20	CHIPURIN Mikhail	0/1	0	0/1							2			1	2			18:27
23	KOKCHAROV Eduard	8/10	80		2/3		4/5	2/2			3	2						60:00
Bench / Team														1				
Totals		28/47	60	2/5	4/6	12/24	5/7	2/2	3/3	12	17	7	4	4	4			

Goalkeepers		Total Shots		6m Shots		Wing Shots		9m Shots		7m Shots		Fast Breaks		Breakthroughs	
No.	Name	S/S	%	S/S	%	S/S	%	S/S	%	S/S	%	S/S	%	S/S	%
1	LAVROV Andrey	15/41	37	1/5	20	2/4	50	9/22	41			3/8	38	0/2	0
16	KOSTYGOV Alexey														
Totals		15/41	37	1/5	20	2/4	50	9/22	41			3/8	38	0/2	0

Team Shots	Goals	Saves	Missed	Post	Blocked	Total	%
6m Shots	2	2	1			5	40
Wing Shots	4	2				6	67
9m Shots	12	8	2	1	1	24	50
7m Shots	5	1		1	n/a	7	71
Fast Breaks	2					2	100
Breakthroughs	3					3	100
Totals	28	13	3	2	1	47	60

Number of Attacks: 59, Scoring Efficiency: 47%



Helliniko Indoor Arena
Κλειστό Γήπεδο Ελληνικού
Helliniko Salle des Sports

SAT 28 AUG 2004
21:30

Handball
Χειροσφαίριση / Handball

MEN
Άνδρες / Hommes

Bronze Medal Match
Μικρός Τελικός / Match pour la médaille de bronze



Match Team Statistics

Ομαδικές Στατιστικές Αγώνα / Statistiques du match par équipe

Match No: 43

HUN 26 - 28 RUS
(10-13) (16-15)

Referees: (11) BAVAS F / (12) MIGAS S (GRE)

RUS - Russia

Shots Distribution

Players

Goals / Shots

3 IVANOV V	5 KULESHOV O	6 KRIVOSHLYKOV D	8 TUCHKIN A	9 KUDINOV V	11 TORGOVANOV D
0/1	1/1	0/1	0/1	0/1	1/1
3/4		1/1		1/1	1/2
1-Blocked	1-Missed		1-Missed 1-Post		1-Missed
13 GORBATIKOV A	15 RASTVORTSEV A	18 GORPICHIN V	19 POGORELOV S	20 CHIPURIN M	23 KOKCHAROV E
	0/1		1/1	0/1	2/3
	2/3				2/2
	2/3				1/1
					1-Post

Team

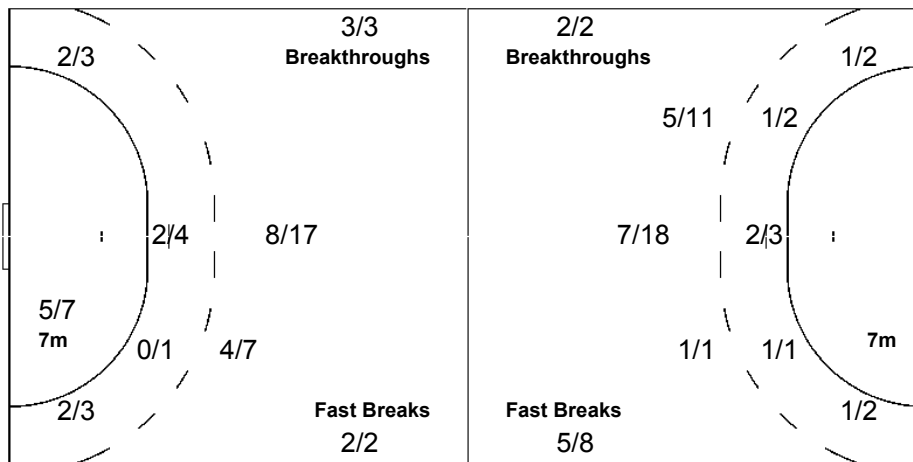
Offence

Defence

Goalkeepers

Goals / Shots

0/1	2/2	3/3
5/12		4/5
8/11	2/2	4/5
3-Missed	2-Post	1-Blocked



Saves / Shots

1/3		3/5
5/7		1/3
2/8	2/5	1/10

1 LAVROV A

1/3		3/5
5/7		1/3
2/8	2/5	1/10

16 KOSTYGOV A

LEGEND								
G/S Goals / Shots	% Efficiency	6m 6-metre Shots	7m 7-metre Shots	9m 9-metre Shots				
S/S Saves / Shots	Wing Wing Shots	FB Fast Breaks	BT Breakthroughs	EX Exclusions				
AS Assists	TF Technical Faults	ST Steals	BS Blocked Shots	TP Time Played				
YC Yellow Cards	RC Red Cards	n/a not applicable	2Min 2 Minute Suspensions					
+ 2 Minute + 2 Minute Suspensions								





Helliniko Indoor Arena
Κλειστό Γήπεδο Ελληνικού
Helliniko Salle des Sports

SUN 29 AUG 2004
16:45

Handball
Χειροσφαίριση / Handball

MEN
Άνδρες / Hommes

Gold Medal Match
Αγώνας Χρυσού μεταλλίου / Match pour la médaille d'or



Results

Αποτελέσματα / Résultats

Match No: 44

CRO 26 - 24 GER
(11-12) (15-12)

Referees: (25) HANSSON P / (26) OLSSON P (SWE)

RUNNING SCORE

CRO - GER

CRO - Croatia

Players		Shots								Penalties			
No.	Name	G/S	%	6m	Wing	9m	7m	FB	BT	YC	2Min	RC	EX
1	LOSSERT Venio												
2	KALEB Niksa	3/3	100		3/3								
4	BALIC Ivano	0/4	0	0/1		0/3							
6	LACKOVIC Blazenko	3/7	43	1/1		1/5			1/1				
7	ZRNIC Vedran												
9	VORI Igor	3/4	75	3/4						1			
10	DOMINIKOVIC Davor	0/2	0	0/1		0/1							
11	DZOMBA Mirza	9/10	90	1/1	1/1	1/1	3/4	3/3					
12	SOLA Vlado												
14	VUKOVIC Drago												
15	GOLUZA Slavko	1/2	50				1/2				2		
17	SPREM Goran	3/5	60		3/5					1			
18	SPOLJARIC Denis												
19	METLICIC Petar	4/8	50	0/1		3/6			1/1	1			
Bench / Team													
Totals		26/45	58	5/9	7/9	5/16	4/6	3/3	2/2	3	2		

Goalkeepers		Saves							
No.	Name	S/S	%	6m	Wing	9m	7m	FB	BT
1	LOSSERT Venio	9/20	45	1/3	1/4	5/7	1/2	1/4	
12	SOLA Vlado	9/22	41	3/3	2/7	4/7		0/3	0/2
Totals		18/42	43	4/6	3/11	9/14	1/2	1/7	0/2

GER - Germany

Players		Shots								Penalties			
No.	Name	G/S	%	6m	Wing	9m	7m	FB	BT	YC	2Min	RC	EX
1	FRITZ Henning												
4	DRAGUNSKI Mark												
5	KRETZSCHMAR Stefan	9/15	60	0/4	5/6	1/1		3/4					
7	IMMEL Jan Olaf												
8	SCHWARZER Christian	3/4	75	2/3				1/1		1	1		
9	PETERSEN Klaus-Dieter									1			
10	von BEHREN Frank	1/1	100						1/1		1		
11	ZERBE Volker	2/7	29			2/7				1	1		
12	RAMOTA Christian												
13	BAUR Markus	0/3	0			0/2	0/1				1		
14	ZEITZ Christian	1/3	33	0/1		0/1			1/1		1		
15	JANSEN Torsten												
18	STEPHAN Daniel	3/12	25	0/1		2/10	1/1						
19	KEHRMANN Florian	5/9	56		3/6			2/3					
Bench / Team													
Totals		24/54	44	2/9	8/12	5/21	1/2	6/8	2/2	3	5		

Goalkeepers		Saves							
No.	Name	S/S	%	6m	Wing	9m	7m	FB	BT
1	FRITZ Henning	11/34	32	4/9	1/7	4/7	2/6	0/3	0/2
12	RAMOTA Christian	0/3	0		0/1	0/2			
Totals		11/37	30	4/9	1/8	4/9	2/6	0/3	0/2

		1st Half				
LACKOVIC B		1	(3')	0		
DZOMBA M		2	(4')	0		
		2	(5')	1	STEPHAN D	
METLICIC P		3	(7')	1		
		3	(8')	2	SCHWARZER C	
		3	(10')	3	SCHWARZER C	
		3	(12')	4	KRETZSCHMAR S	
SPREM G		4	(12')	4		
SPREM G		5	(14')	4		
		5	(14')	5	ZERBE V	
		5	(15')	6	KRETZSCHMAR S	
		5	(16')	7	KRETZSCHMAR S	
		5	(16')	8	KEHRMANN F	
VORI I		6	(17')	8		
DZOMBA M		7	(21')	8		
		7	(21')	9	KEHRMANN F	
METLICIC P		8	(24')	9		
SPREM G		9	(25')	9		
		9	(26')	10	STEPHAN D	
DZOMBA M		10	(27')	10		
		10	(27')	11	STEPHAN D	
		10	(29')	12	ZEITZ C	
DZOMBA M		11	(30')	12		

		2nd Half				
		11	(32')	13	KRETZSCHMAR S	
GOLUZA S		12	(33')	13		
		12	(35')	14	KEHRMANN F	
		12	(36')	15	KEHRMANN F	
VORI I		13	(37')	15		
		13	(37')	16	KRETZSCHMAR S	
LACKOVIC B		14	(38')	16		
METLICIC P		15	(38')	16		
METLICIC P		16	(39')	16		
		16	(41')	17	KRETZSCHMAR S	
DZOMBA M		17	(42')	17		
DZOMBA M		18	(43')	17		
		18	(45')	18	KEHRMANN F	
		18	(46')	19	KRETZSCHMAR S	
DZOMBA M		19	(46')	19		
		19	(47')	20	von BEHREN F	
VORI I		20	(51')	20		
DZOMBA M		21	(53')	20		
KALEB N		22	(55')	20		
		22	(56')	21	ZERBE V	
KALEB N		23	(56')	21		
KALEB N		24	(57')	21		
		24	(58')	22	SCHWARZER C	
LACKOVIC B		25	(59')	22		
		25	(60')	23	KRETZSCHMAR S	
DZOMBA M		26	(60')	23		
		26	(60')	24	KRETZSCHMAR S	

LEGEND									
G/S	Goals / Shots	%	Efficiency	6m	6-metre Shots	7m	7-metre Shots	9m	9-metre Shots
S/S	Saves / Shots	Wing	Wing Shots	FB	Fast Breaks	BT	Breakthroughs	EX	Exclusions
YC	Yellow Cards	RC	Red Cards	2Min	2 Minute Suspensions				
+	2 Minute + 2 Minute Suspensions								



Match Team Statistics

Ομαδικές Στατιστικές Αγώνα / Statistiques du match par équipe

Match No: 44

CRO 26 - 24 GER

(11-12) (15-12)

Referees: (25) HANSSON P / (26) OLSSON P (SWE)

CRO - Croatia

Players		Shots								Offence		Defence		Penalties				TP
No.	Name	G/S	%	6m	Wing	9m	7m	FB	BT	AS	TF	ST	BS	YC	2Min	RC	EX	
1	LOSERT Venio																	28:22
2	KALEB Niksa	3/3	100		3/3													27:31
4	BALIC Ivano	0/4	0	0/1		0/3				5	6							39:12
6	LACKOVIC Blazenko	3/7	43	1/1		1/5			1/1	4	3							31:50
7	ZRNIC Vedran																	
9	VORI Igor	3/4	75	3/4						1	1	1	3	1				59:24
10	DOMINIKOVIC Davor	0/2	0	0/1		0/1						1	2					28:21
11	DZOMBA Mirza	9/10	90	1/1	1/1	1/1	3/4	3/3		2								60:00
12	SOLA Vlado																	31:38
14	VUKOVIC Drago																	
15	GOLUZA Slavko	1/2	50				1/2						1		2			23:42
17	SPREM Goran	3/5	60		3/5						1			1				30:00
18	SPOLJARIC Denis																	
19	METLICIC Petar	4/8	50	0/1		3/6			1/1	5	1		1	1				60:00
Bench / Team																		
Totals		26/45	58	5/9	7/9	5/16	4/6	3/3	2/2	17	12	2	7	3	2			

Goalkeepers		Total Shots		6m Shots		Wing Shots		9m Shots		7m Shots		Fast Breaks		Breakthroughs	
No.	Name	S/S	%	S/S	%	S/S	%	S/S	%	S/S	%	S/S	%	S/S	%
1	LOSERT Venio	9/20	45	1/3	33	1/4	25	5/7	71	1/2	50	1/4	25		
12	SOLA Vlado	9/22	41	3/3	100	2/7	29	4/7	57			0/3	0	0/2	0
Totals		18/42	43	4/6	67	3/11	27	9/14	64	1/2	50	1/7	14	0/2	0

Team Shots	Goals	Saves	Missed	Post	Blocked	Total	%
6m Shots	5	4				9	56
Wing Shots	7	1		1		9	78
9m Shots	5	4	3		4	16	31
7m Shots	4	2			n/a	6	67
Fast Breaks	3					3	100
Breakthroughs	2					2	100
Totals	26	11	3	1	4	45	58

Number of Attacks: 53, Scoring Efficiency: 49%



Match Team Statistics

Ομαδικές Στατιστικές Αγώνα / Statistiques du match par équipe

Match No: 44

CRO 26 - 24 GER
(11-12) (15-12)

Referees: (25) HANSSON P / (26) OLSSON P (SWE)

CRO - Croatia

Shots Distribution

Players

Goals / Shots

2 KALEB N	4 BALIC I	6 LACKOVIC B	7 ZRNIC V	9 VORI I	10 DOMINIKOVIC D
1/1	0/1	1/1		1/1	0/1
1/1	0/1	1/1	1/2	1/1	0/1
1-Missed	1-Blocked	1-Missed	2-Blocked		1-Blocked
11 DZOMBA M	14 VUKOVIC D	15 GOLUZA S	17 SPREM G	18 SPOLJARIC D	19 METLICIC P
		0/1	1/1		1/2
4/4	2/2	1/1	0/1	1/1	2/3
			1/1		1/2
			1-Post		1-Missed

Team

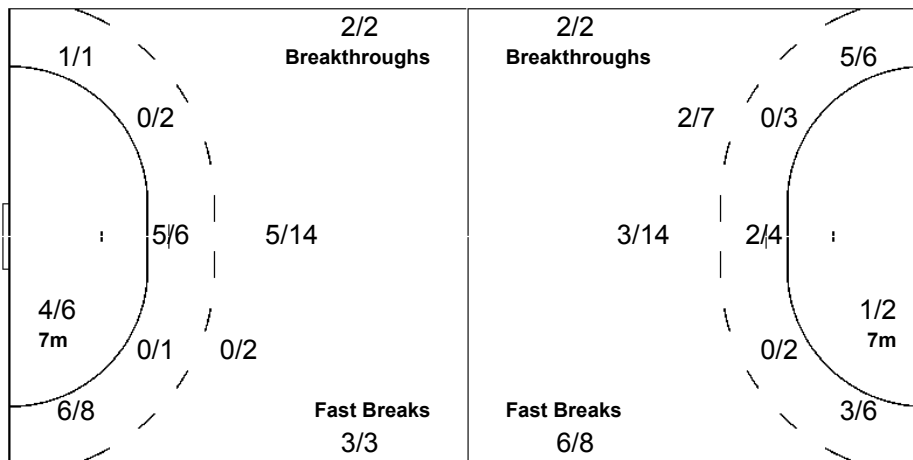
Offence

Defence

Goalkeepers

Goals / Shots

2/3	1/2	
3/3	0/3	2/2
9/10	4/5	5/9
3-Missed	1-Post	4-Blocked



Saves / Shots

1/1	0/3	0/3
2/4	1/1	4/6
5/7	1/5	4/12

1 LOSERT V

	0/3	0/2
1/3		1/2
3/3	1/2	3/5

12 SOLA V

1/1		0/1
1/1	1/1	3/4
2/4	0/3	1/7

SUN 29 AUG 2004
16:45

Handball
Χειροσφαίριση / Handball

MEN
Άνδρες / Hommes

Gold Medal Match
Αγώνας Χρυσού μεταλλίου / Match pour la médaille d'or



Match Team Statistics

Ομαδικές Στατιστικές Αγώνα / Statistiques du match par équipe

Match No: 44

CRO 26 - 24 GER
(11-12) (15-12)

Referees: (25) HANSSON P / (26) OLSSON P (SWE)

GER - Germany

No.	Name	Shots								Offence		Defence		Penalties				TP
		G/S	%	6m	Wing	9m	7m	FB	BT	AS	TF	ST	BS	YC	2Min	RC	EX	
1	FRITZ Henning																	56:07
4	DRAGUNSKI Mark																	
5	KRETZSCHMAR Stefan	9/15	60	0/4	5/6	1/1		3/4		2	2						60:00	
7	IMMEL Jan Olaf									1	1						12:02	
8	SCHWARZER Christian	3/4	75	2/3				1/1		3	1	1		1	1		56:22	
9	PETERSEN Klaus-Dieter												1	1			20:28	
10	von BEHREN Frank	1/1	100						1/1						1		10:12	
11	ZERBE Volker	2/7	29			2/7				1		1	3	1	1		50:34	
12	RAMOTA Christian																03:53	
13	BAUR Markus	0/3	0			0/2	0/1			3	2				1		27:25	
14	ZEITZ Christian	1/3	33	0/1		0/1			1/1						1		11:29	
15	JANSEN Torsten																	
18	STEPHAN Daniel	3/12	25	0/1			2/10	1/1		3	1						51:28	
19	KEHRMANN Florian	5/9	56			3/6			2/3			1					60:00	
Bench / Team																		
Totals		24/54	44	2/9	8/12	5/21	1/2	6/8	2/2	13	7	3	4	3	5			

No.	Name	Total Shots		6m Shots		Wing Shots		9m Shots		7m Shots		Fast Breaks		Breakthroughs	
		S/S	%	S/S	%	S/S	%	S/S	%	S/S	%	S/S	%	S/S	%
1	FRITZ Henning	11/34	32	4/9	44	1/7	14	4/7	57	2/6	33	0/3	0	0/2	0
12	RAMOTA Christian	0/3	0			0/1	0	0/2	0						
Totals		11/37	30	4/9	44	1/8	13	4/9	44	2/6	33	0/3	0	0/2	0

Team Shots	Goals	Saves	Missed	Post	Blocked	Total	%
6m Shots	2	4			3	9	22
Wing Shots	8	3	1			12	67
9m Shots	5	9	2		5	21	24
7m Shots	1	1			n/a	2	50
Fast Breaks	6	1		1		8	75
Breakthroughs	2					2	100
Totals	24	18	3	1	8	54	44

Number of Attacks: 53, Scoring Efficiency: 45%



Helliniko Indoor Arena
Κλειστό Γήπεδο Ελληνικού
Helliniko Salle des Sports

SUN 29 AUG 2004
16:45

Handball
Χειροσφαίριση / Handball

MEN
Άνδρες / Hommes

Gold Medal Match
Αγώνας Χρυσού μεταλλίου / Match pour la médaille d'or



Match Team Statistics

Ομαδικές Στατιστικές Αγώνα / Statistiques du match par équipe

Match No: 44

CRO 26 - 24 GER
(11-12) (15-12)

Referees: (25) HANSSON P / (26) OLSSON P (SWE)

GER - Germany

Shots Distribution

Players

Goals / Shots

4 DRAGUNSKI M

5 KRETZSCHMAR S

	2/2	
0/1		1/1
1/3	1/1	4/4

3-Blocked

7 IMMEL J

8 SCHWARZER C

	1/1	
1/2		1/1

9 PETERSEN K

10 von BEHREN F

		1/1

11 ZERBE V

		1/1
1/1		
	0/1	0/1

3-Blocked

13 BAUR M

		0/1
0/1		

1-Blocked

14 ZEITZ C

	0/1	
0/1	1/1	

15 JANSEN T

18 STEPHAN D

0/1		1/1
		0/2
	1/1	1/4

2-Missed

1-Blocked

19 KEHRMANN F

		0/1
1/2	1/1	3/3

1-Missed 1-Post

Team

Offence

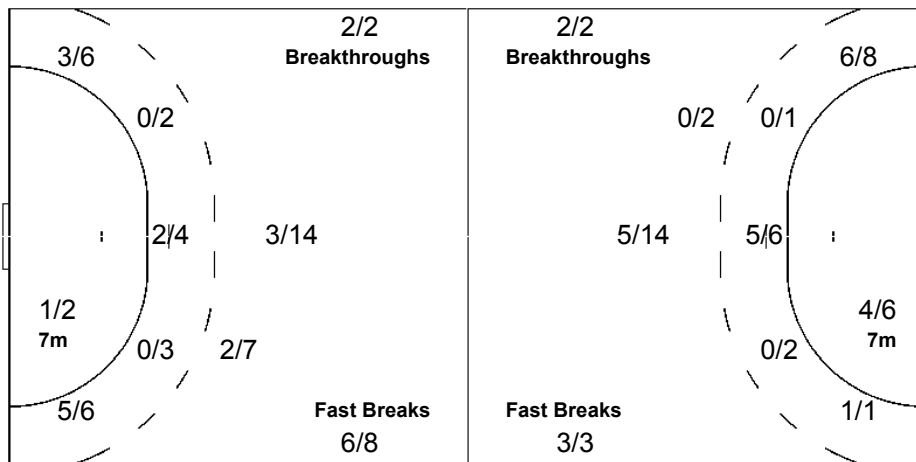
Defence

Goalkeepers

Goals / Shots

0/1	3/3	3/3
2/4	0/1	2/6
2/7	4/5	8/12

3-Missed 1-Post 8-Blocked



Saves / Shots

1/3	1/2	
0/3	3/3	0/2
1/10	1/5	4/9

1 FRITZ H

1/3	1/2	
0/3	3/3	0/2
1/8	1/4	4/9

12 RAMOTA C

0/2	0/1	

LEGEND

G/S Goals / Shots	% Efficiency	6m 6-metre Shots	7m 7-metre Shots	9m 9-metre Shots
S/S Saves / Shots	Wing Wing Shots	FB Fast Breaks	BT Breakthroughs	EX Exclusions
AS Assists	TF Technical Faults	ST Steals	BS Blocked Shots	TP Time Played
YC Yellow Cards	RC Red Cards	n/a not applicable	2Min 2 Minute Suspensions	
+ 2 Minute + 2 Minute Suspensions				





Cumulative Statistics

Συγκεντρωτικές Στατιστικές / Statistiques cumulées

CRO - Croatia

After 8 Matches

No.	Name	MP	Shots								Offence		Defence		Penalties			TP	
			G / S	%	6m	Wing	9m	7m	FB	BT	AS	TF	ST	BS	YC	2Min	RC		EX
1	LOSERT Venio	8																	5:12:08
2	KALEB Niksa	8	25/38	66	2/4	14/22	1/3			7/8	1/1	6	3	7		4	3		5:43:32
4	BALIC Ivano	8	32/68	47	2/6	1/1	16/46			4/4	9/11	28	23	8	1	2	3		6:01:07
6	LACKOVIC Blazenko	8	30/65	46	4/5		19/53				7/7	22	18	4	1	1	2		4:02:23
7	ZRNIC Vedran	8	2/4	50		0/2				2/2				2					41:48
9	VORI Igor	8	39/58	67	29/43	0/1	1/1			9/13		12	14	6	6	4	5		7:32:26
10	DOMINIKOVIC Davor	8	2/7	29	0/2		0/2			1/2	1/1	2	3	1	6		5	1	2:27:00
11	DZOMBA Mirza	8	55/71	77	2/2	19/31	1/1	17/20		16/17		7	10	6			3		7:17:52
12	SOLA Vlado	7										1	1						2:10:35
14	VUKOVIC Drago	8	1/4	25	0/2		0/1			1/1									9:54
15	GOLUZA Slavko	8	4/9	44			1/4	3/5				4	3		4	4	4		2:21:28
16	MATOSEVIC Valter	1																	37:17
17	SPREM Goran	8	19/26	73	0/1	9/13	0/1			10/11		1	4	3		2			2:02:10
18	SPOLJARIC Denis	8	1/1	100	1/1							1	2		6		2		1:45:56
19	METLICIC Petar	8	28/54	52	3/6		18/41			4/4	3/3	34	11	7	25	7	4		7:54:24
	Bench / Team																		
	Totals		238/405	59	43/72	43/70	57/153	20/25	54/62	21/23	118	94	42	49	24	31	1		

No.	Name	Total Shots		6m Shots		Wing Shots		9m Shots		7m Shots		Fast Breaks		Breakthroughs	
		S/S	%	S/S	%	S/S	%	S/S	%	S/S	%	S/S	%	S/S	%
1	LOSERT Venio	78/198	39	15/35	43	17/42	40	35/71	49	3/12	25	7/28	25	1/10	10
12	SOLA Vlado	39/112	35	10/19	53	4/19	21	17/33	52	4/16	25	4/20	20	0/5	0
16	MATOSEVIC Valter	4/22	18	1/6	17	1/4	25	1/6	17	1/2	50	0/3	0	0/1	0
	Totals	121/332	36	26/60	43	22/65	34	53/110	48	8/30	27	11/51	22	1/16	6

Team Shots	Goals	Saves	Missed	Post	Blocked	Total	%
6m Shots	43	22	3	4		72	60
Wing Shots	43	13	4	10		70	61
9m Shots	57	57	15	6	17	153	37
7m Shots	20	5			n/a	25	80
Fast Breaks	54	6	2			62	87
Breakthroughs	21	2				23	91
Totals	238	105	24	20	17	405	59

Played		
PR	ISL	34 - 30
PR	SLO	27 - 26
PR	KOR	29 - 26
PR	RUS	26 - 25
PR	ESP	30 - 22
QF	GRE	33 - 27
SF	HUN	33 - 31
F	GER	26 - 24

Number of Attacks: 462, Scoring Efficiency: 52%



Cumulative Statistics

Συγκεντρωτικές Στατιστικές / Statistiques cumulées

CRO - Croatia

After 8 Matches

Shots Distribution

Players	Goals / Shots	2-Missed	3-Post
2 KALEB N	2/2 1/2 4/4 0/2 2/4 3/4 4/5 9/10	2-Missed	3-Post
4 BALIC I	6/8 1/1 3/3 2/6 0/2 4/11 6/8 0/1 10/13	4-Missed	5-Post 6-Blocked
6 LACKOVIC B	2/3 1/3 0/3 2/7 0/4 1/6 8/10 3/4 13/14	4-Missed	6-Blocked
7 ZRNIC V	1/1		2-Post
9 VORI I	1/2 5/9 4/7 2/2 1/1 4/5 11/11 4/6 7/8	4-Missed	3-Post
10 DOMINIKOVIC D	0/1 2/3	1-Missed	1-Post 1-Blocked
11 DZOMBA M	4/4 8/8 2/4 2/5 5/7 13/14 5/6 16/19	2-Missed	2-Post
14 VUKOVIC D	1/1	1-Missed	
15 GOLUZA S	1/1 0/1 0/1 2/2 0/1 0/1 1/2		1-Blocked
17 SPREM G	3/3 4/4 2/2 3/3 0/1 1/1 4/5 2/3		3-Post 1-Blocked
18 SPOLJARIC D	1/1		
19 METLICIC P	2/3 1/1 3/4 0/3 3/4 7/9 4/5 8/16	6-Missed	1-Post 2-Blocked

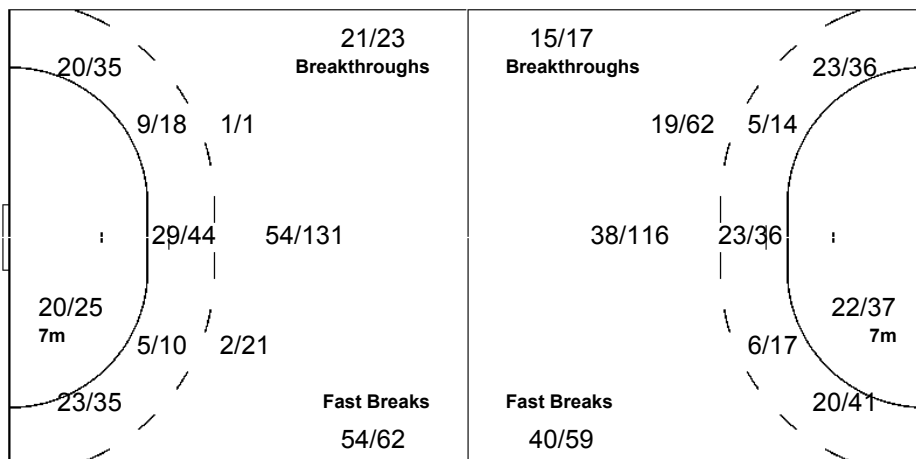
Team

Goals / Shots

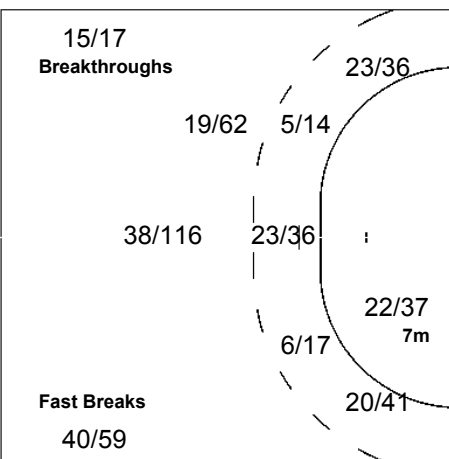
23/28	21/29	18/27
13/30	2/10	20/39
53/64	22/31	66/85

24-Missed 20-Post 17-Blocked

Offence



Defence



Goalkeepers

Saves / Shots

14/27	10/27	2/21
22/32	11/13	19/36
18/70	7/33	18/72

1 LOSERT V

9/15	7/18	0/13
19/25	6/6	9/15
11/43	5/22	12/40

12 SOLA V

4/9	3/9	2/8
2/6	5/5	10/19
6/22	2/9	5/25

16 MATOSEVIC V

1/3		
1/1	0/2	0/2
1/5	0/2	1/7

LEGEND									
G/S	Goals / Shots	%	Efficiency	6m	6-metre Shots	7m	7-metre Shots	9m	9-metre Shots
S/S	Saves / Shots	Wing	Wing Shots	FB	Fast Breaks	BT	Breakthroughs	EX	Exclusions
AS	Assists	TF	Technical Faults	ST	Steals	BS	Blocked Shots	TP	Time Played
YC	Yellow Cards	RC	Red Cards	n/a	not applicable	PR	Placement	MP	Matches Played
PR	Preliminary Round	QF	Quarterfinal	SF	Semifinal	GM	Gold Medal Match		
2Min	2 Minute Suspensions								



Cumulative Statistics

Συγκεντρωτικές Στατιστικές / Statistiques cumulées

GER - Germany

After 8 Matches

No.	Name	MP	Shots							Offence		Defence		Penalties			TP		
			G / S	%	6m	Wing	9m	7m	FB	BT	AS	TF	ST	BS	YC	2Min		RC	EX
1	FRITZ Henning	8									1	2							6:57:34
2	HENS Pascal	4	9/18	50	2/3	1/1	6/13			0/1	6	1			1	2			1:05:05
4	DRAGUNSKI Mark	8	2/5	40	2/4		0/1					2			3		3		1:03:22
5	KRETZSCHMAR Stefan	8	44/75	59	5/9	16/31	5/9	4/8	13/17	1/1	10	10	8	1		2			6:55:37
7	IMMEL Jan Olaf	8	3/6	50			0/2			3/3	0/1	1	3	2	4	1	5		1:35:07
8	SCHWARZER Christian	8	35/56	63	25/38	1/4	0/1			7/11	2/2	19	9	15		1	2		6:44:10
9	PETERSEN Klaus-Dieter	8									3	2	4	11	6	4	1		3:47:17
10	von BEHREN Frank	3	1/3	33			0/2				1/1				1		1		28:56
11	ZERBE Volker	8	17/48	35	0/1		17/47				24	9	8	10	5	13	1		6:30:39
12	RAMOTA Christian	8																	1:22:20
13	BAUR Markus	8	12/29	41	5/8		2/9	4/10		1/2	7	11	2	1	1	1			3:42:19
14	ZEITZ Christian	8	14/40	35	1/3	2/4	6/24			1/2	4/7	8	5	2			2		1:45:38
15	JANSEN Torsten	8	7/13	54	1/1	1/5		2/2	3/5		2	1	3						1:30:12
18	STEPHAN Daniel	8	32/80	40	3/13	0/2	14/45	14/18		1/2	22	8	4	6	4	3			7:05:01
19	KEHRMANN Florian	8	40/69	58	7/10	14/27	1/6	0/1	18/25		11	9	6		2	1			7:46:43
	Bench / Team																		
	Totals		216/442	49	51/90	35/74	51/159	24/39	45/64	10/16	114	72	54	37	21	39	2		

No.	Name	Total Shots		6m Shots		Wing Shots		9m Shots		7m Shots		Fast Breaks		Breakthroughs	
		S/S	%	S/S	%	S/S	%	S/S	%	S/S	%	S/S	%	S/S	%
1	FRITZ Henning	102/246	41	10/45	22	13/33	39	65/109	60	8/25	32	4/21	19	2/13	15
12	RAMOTA Christian	23/60	38	1/9	11	8/13	62	13/29	45	0/2	0	1/5	20	0/2	0
	Totals	125/306	41	11/54	20	21/46	46	78/138	57	8/27	30	5/26	19	2/15	13

Team Shots	Goals	Saves	Missed	Post	Blocked	Total	%
6m Shots	51	31	2	3	3	90	57
Wing Shots	35	27	7	5		74	47
9m Shots	51	62	11	11	24	159	32
7m Shots	24	13	2		n/a	39	62
Fast Breaks	45	15	1	3		64	70
Breakthroughs	10	3	1	1	1	16	63
Totals	216	151	24	23	28	442	49

Played		
PR	GRE	28 - 18
PR	EGY	26 - 14
PR	BRA	34 - 21
PR	HUN	29 - 30
PR	FRA	22 - 27
QF	ESP	32 - 30
SF	RUS	21 - 15
F	CRO	24 - 26

Number of Attacks: 468, Scoring Efficiency: 46%



Cumulative Statistics

Συγκεντρωτικές Στατιστικές / Statistiques cumulées

GER - Germany

After 8 Matches

Shots Distribution

Players

Goals / Shots

2 HENS P	4 DRAGUNSKI M	5 KRETZSCHMAR S	7 IMMEL J	8 SCHWARZER C	9 PETERSEN K	
1/1	1/2	1/2	1/3	5/9		
1/2	0/1	1/7	0/1	7/12	1/3	
1/1		10/13	6/9	7/7	4/5	
1-Missed 3-Post 3-Blocked		3-Missed 3-Post 4-Blocked		1-Missed		
10 von BEHREN F	11 ZERBE V	13 BAUR M	14 ZEITZ C	15 JANSEN T	18 STEPHAN D	19 KEHRMANN F
	4/4	1/2	1/1	1/1	2/6	3/6
	2/9	0/2	1/2	1/1	4/4	1/1
	3/6	4/9	1/3	1/4	8/16	10/13
2-Blocked	2-Missed 1-Post 6-Blocked	2-Missed 3-Blocked	6-Missed 5-Post 4-Blocked	1-Missed	4-Missed 4-Post 5-Blocked	4-Missed 7-Post 1-Blocked

Team

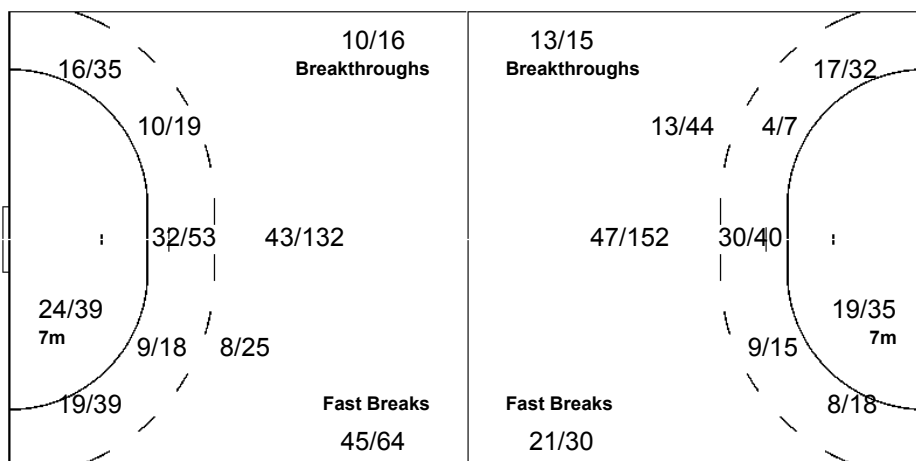
Offence

Defence

Goalkeepers

Goals / Shots

14/25	22/36	13/17
18/43	3/15	28/47
46/74	24/43	48/66
24-Missed 23-Post 28-Blocked		



Saves / Shots

4/22	12/22	8/16
18/40	11/12	12/28
21/64	20/44	16/55

1 FRITZ H

4/20	8/17	8/14
15/34	8/9	8/18
19/52	14/31	15/48

12 RAMOTA C

0/2	4/5	0/2
3/6	3/3	4/10
2/12	6/13	1/7

LEGEND	G/S Goals / Shots	% Efficiency	6m 6-metre Shots	7m 7-metre Shots	9m 9-metre Shots
S/S Saves / Shots	Wing Wing Shots	FB Fast Breaks	BT Breakthroughs	EX Exclusions	
AS Assists	TF Technical Faults	ST Steals	BS Blocked Shots	TP Time Played	
YC Yellow Cards	RC Red Cards	n/a not applicable	PR Placement	MP Matches Played	
PR Preliminary Round	QF Quarterfinal	SF Semifinal	GM Gold Medal Match		
2Min 2 Minute Suspensions					



Cumulative Statistics

Συγκεντρωτικές Στατιστικές / Statistiques cumulées

RUS - Russia

After 8 Matches

No.	Name	MP	Shots								Offence		Defence		Penalties			TP	
			G / S	%	6m	Wing	9m	7m	FB	BT	AS	TF	ST	BS	YC	2Min	RC		EX
1	LAVROV Andrey	8										2							6:13:39
3	IVANOV Vitali	8	20/28	71	7/8			3/6	5/7	2/2	3/5	8	14			2	2		4:20:46
5	KULESHOV Oleg	8	12/19	63	3/6	1/1	3/7				5/5	14	19	5			1		3:36:04
6	KRIVOSHLYKOV Denis	8	24/33	73	1/4	14/19				9/9	0/1	7	7	8		4	6		7:58:47
8	TUCHKIN Alexandre	8	20/55	36	0/2	2/4	18/49					18	21	1		1	1		2:50:18
9	KUDINOV Vasily	8	7/15	47	1/1	0/2	5/11				1/1	4	12	1					55:15
10	BASHKIN Pavel																		
11	TORGOVANOV Dmitri	8	35/40	88	30/34	2/2	0/1			3/3		6	23	7	7	2	6	1	6:29:39
13	GORBATIKOV Alexander	8																	11:49
15	RASTVORTSEV Alexey	8	40/85	47	2/8	2/4	31/67	0/1	1/1	4/4	8	16	2		1	1		4:16:08	
16	KOSTYGOV Alexey	8																	1:46:21
18	GORPICHIN Viatcheslav	8	1/1	100						1/1		4	2	3	12	4	2		3:15:13
19	POGORELOV Sergey	8	4/7	57			1/4			2/2	1/1	13	4	5	12	2	6		4:04:13
20	CHIPURIN Mikhail	8	6/8	75	5/7	1/1						1	9	1		2	6		2:17:24
23	KOKCHAROV Eduard	8	45/66	68	2/3	8/18	1/1	19/25	14/18	1/1	10	14	11	1	3	6	1		7:44:24
	Bench / Team															1			
	Totals		214/357	60	51/73	30/51	62/146	24/33	32/36	15/18	95	141	44	32	22	37	2		

No.	Name	Total Shots		6m Shots		Wing Shots		9m Shots		7m Shots		Fast Breaks		Breakthroughs	
		S/S	%	S/S	%	S/S	%	S/S	%	S/S	%	S/S	%	S/S	%
1	LAVROV Andrey	85/251	34	12/33	36	14/33	42	45/94	48	6/13	46	6/58	10	2/20	10
16	KOSTYGOV Alexey	22/72	31	1/4	25	5/10	50	13/29	45	2/6	33	1/13	8	0/10	0
	Totals	107/323	33	13/37	35	19/43	44	58/123	47	8/19	42	7/71	10	2/30	7

Team Shots	Goals	Saves	Missed	Post	Blocked	Total	%
6m Shots	51	18	3	1		73	70
Wing Shots	30	14	3	4		51	59
9m Shots	62	47	10	11	16	146	42
7m Shots	24	6	1	2	n/a	33	73
Fast Breaks	32	3	1			36	89
Breakthroughs	15	2	1			18	83
Totals	214	90	19	18	16	357	60

Played		
PR	SLO	28 - 25
PR	KOR	32 - 35
PR	ESP	26 - 29
PR	CRO	25 - 26
PR	ISL	34 - 30
QF	FRA	26 - 24
SF	GER	15 - 21
CL	HUN	28 - 26

Number of Attacks: 466, Scoring Efficiency: 46%



Cumulative Statistics

Συγκεντρωτικές Στατιστικές / Statistiques cumulées

RUS - Russia
After 8 Matches

Shots Distribution

Players

Goals / Shots

3 IVANOV V

1/2	1/1	3/3
3/4		2/3
8/11	1/1	1/2

1-Blocked

5 KULESHOV O

	1/1	
1/2		2/4
2/2	3/5	3/3

2-Missed

6 KRIVOSHLIKOV D

6/6	2/3	3/3
1/4	1/1	4/5
3/3	2/3	2/2

2-Missed 1-Post

8 TUCHKIN A

1/1		0/2
0/3		1/1
10/14	0/6	8/12

4-Missed 3-Post 9-Blocked

9 KUDINOV V

	1/1	1/1
0/1		
3/4	1/1	1/2

2-Missed 2-Blocked

10 BASHKIN P

11 TORGOVANOVA D

2/2	2/2	0/1
3/3	1/1	4/5
8/8	3/3	12/13

1-Missed 1-Blocked

13 GORBATIKOV A

15 RASTVORTSEV A

3/6	0/2	1/1
6/12		3/8
13/21	3/6	11/13

4-Missed 10-Post 2-Blocked

18 GORPICHIN V

1/1		

19 POGORELOV S

2/2		
1/1		
0/1	0/1	1/1

1-Blocked

20 CHIPURIN M

		1/1
2/3	0/1	
3/3		

23 KOKCHAROV E

	2/3	
4/10	1/1	5/9
14/14	4/4	15/16

4-Missed 4-Post

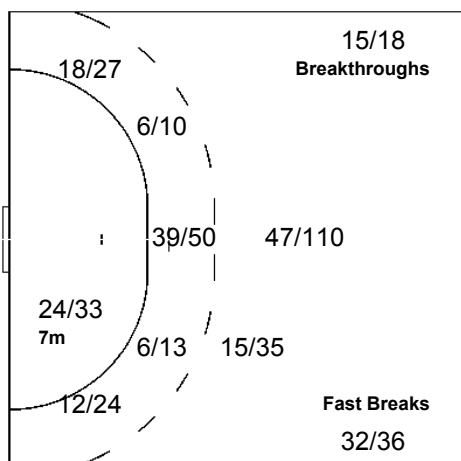
Team

Goals / Shots

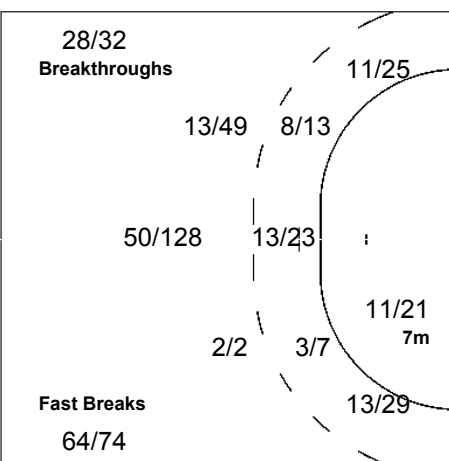
15/19	9/13	9/12
22/44	3/4	21/35
64/81	17/30	54/64

19-Missed 18-Post 16-Blocked

Offence



Defence



Goalkeepers

Saves / Shots

9/21	5/22	8/19
18/31	6/8	13/31
21/75	11/33	16/83

1 LAVROV A

7/17	5/16	6/14
18/31	4/6	10/25
14/56	9/25	12/61

16 KOSTYGOV A

2/4	0/6	2/5
	2/2	3/6
7/19	2/8	4/22

LEGEND

G/S Goals / Shots	% Efficiency	6m 6-metre Shots	7m 7-metre Shots	9m 9-metre Shots
S/S Saves / Shots	Wing Wing Shots	FB Fast Breaks	BT Breakthroughs	EX Exclusions
AS Assists	TF Technical Faults	ST Steals	BS Blocked Shots	TP Time Played
YC Yellow Cards	RC Red Cards	n/a not applicable	PR Placement	MP Matches Played
PR Preliminary Round	QF Quarterfinal	SF Semifinal	GM Gold Medal Match	
2Min 2 Minute Suspensions				



Cumulative Statistics

Συγκεντρωτικές Στατιστικές / Statistiques cumulées

HUN - Hungary

After 8 Matches

No.	Name	MP	Shots							Offence		Defence		Penalties			TP			
			G / S	%	6m	Wing	9m	7m	FB	BT	AS	TF	ST	BS	YC	2Min		RC	EX	
1	SZATHMARI Janos	8									1								3:27:44	
2	HARSANYI Gergely Janos	8	3/6	50		2/3				1/3	1	9	3			1			2:49:50	
3	ILYES Ferenc	7	0/1	0				0/1			1	2	1			1			55:05	
4	CSASZAR Gabor	7	1/4	25						1/3			2						8:02	
5	MEZEI Richard	8	10/17	59	8/15					2/2	5	8	2	11	6	3			6:02:42	
6	MOCSAI Tamas	3	9/18	50	3/5	0/1	1/3	4/8			1/1	1	3	1			1		1:00:21	
7	GAL Gyula	8	18/23	78	13/16	1/2				4/5	3	9	1		2	4			3:24:45	
8	IVANCSIK Gergo	8	8/13	62	2/2	2/3	1/3	0/1		3/4	3	2	4						3:01:29	
12	FAZEKAS Nandor	8									3	1							4:32:16	
13	DIAZ Ivo	8	14/21	67	2/3	1/1	6/10			0/2	5/5	17	17	14	1	2	5		5:06:54	
14	PEREZ Carlos	8	54/116	47	4/4	1/1	34/89	4/6		3/6	8/10	11	24	4					5:03:18	
15	PASZTOR Istvan	8	37/54	69	6/9	9/13	1/6	0/1	20/24	1/1	6	3	5	1	7	7			6:30:45	
17	LALUSKA Balazs	7	11/20	55		7/12	1/5			3/3		4	4	3	2	2	7		4:26:35	
19	NAGY Laszlo	8	39/70	56	9/12	2/3	20/41	2/4	4/7	2/3	22	17	4	2	4	2			6:35:16	
24	LENDVAY Peter	8	15/28	54	4/6	0/1	9/17			1/1	1/3	13	7				2		2:54:58	
	Bench / Team																			
	Totals		219/391	56	51/72	25/40	73/175	11/23	41/57	18/24	91	108	42	17	23	33				

No.	Name	Total Shots		6m Shots		Wing Shots		9m Shots		7m Shots		Fast Breaks		Breakthroughs	
		S/S	%	S/S	%	S/S	%	S/S	%	S/S	%	S/S	%	S/S	%
1	SZATHMARI Janos	43/138	31	9/27	33	9/25	36	19/44	43	2/14	14	2/18	11	2/10	20
12	FAZEKAS Nandor	67/182	37	9/26	35	11/31	35	38/72	53	3/18	17	5/22	23	1/13	8
	Totals	110/320	34	18/53	34	20/56	36	57/116	49	5/32	16	7/40	18	3/23	13

Team Shots	Goals	Saves	Missed	Post	Blocked	Total	%
6m Shots	51	13	4	4		72	71
Wing Shots	25	11	3	1		40	63
9m Shots	73	49	17	8	28	175	42
7m Shots	11	7	3	2	n/a	23	48
Fast Breaks	41	10	4	2		57	72
Breakthroughs	18	4	2			24	75
Totals	219	94	33	17	28	391	56

Played		
PR	EGY	33 - 28
PR	BRA	20 - 19
PR	FRA	23 - 26
PR	GER	30 - 29
PR	GRE	26 - 22
QF	KOR	30 - 25
SF	CRO	31 - 33
CL	RUS	26 - 28

Number of Attacks: 457, Scoring Efficiency: 48%



Cumulative Statistics

Συγκεντρωτικές Στατιστικές / Statistiques cumulées

HUN - Hungary

After 8 Matches

Shots Distribution

Players

Goals / Shots

2 HARSANYI G

		1/1
1/1	1/1	0/1

1-Missed 1-Post

3 ILYES F

1-Post

4 CSASZAR G

	0/2	1/1

1-Missed

5 MEZEI R

1/1	0/1	1/1
0/1	1/1	2/3
2/2		3/3

3-Missed 1-Post

6 MOCSAI T

1/1		1/1
1/1		1/2
4/8	1/1	0/1

1-Missed 2-Post

7 GAL G

2/2	2/2	4/4
2/4	0/1	2/2
4/4	1/1	1/1

2-Missed

8 IVANCSIK G

1/1	1/1	1/1
1/2		
1/2	1/1	2/2

1-Missed 2-Post

13 DIAZ I

	2/3	3/3
		2/2
1/1	2/2	4/4

3-Missed 2-Post 1-Blocked

14 PEREZ C

3/4	4/5	4/5
7/12	0/3	5/11
5/12	5/7	21/26

8-Missed 4-Post 19-Blocked

15 PASZTOR I

4/4	4/5	1/2
4/7		6/8
7/10	2/2	9/11

3-Missed 2-Post

17 LALUSKA B

2/2	0/1	1/2
0/3		4/4
1/2	2/2	1/1

2-Missed 1-Blocked

19 NAGY L

7/9	2/4	6/8
6/8	1/2	2/4
6/8		9/12

7-Missed 2-Post 5-Blocked

24 LENDVAY P

1/1	1/1	0/1
0/2		2/3
6/10	1/2	4/5

1-Missed 2-Blocked

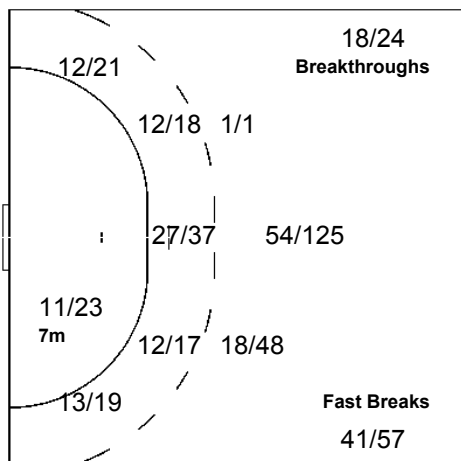
Team

Goals / Shots

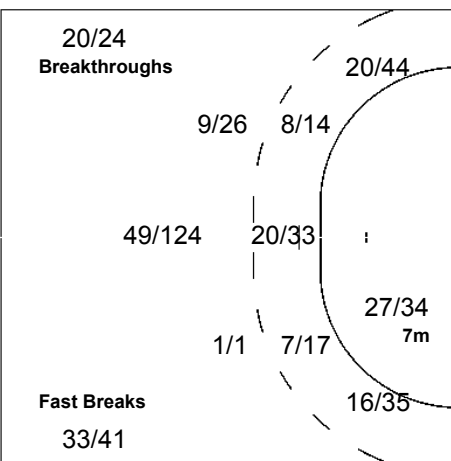
22/25	16/23	23/29
21/40	2/7	26/39
38/60	16/21	55/68

33-Missed 17-Post 28-Blocked

Offence



Defence



Goalkeepers

Saves / Shots

7/23	10/21	4/30
26/46	9/13	17/40
21/68	5/29	11/50

1 SZATHMARI J

1/7	3/8	2/17
11/25	1/3	6/13
12/34	1/13	6/18

12 FAZEKAS N

6/16	7/13	2/13
15/21	8/10	11/27
9/34	4/16	5/32

LEGEND	Goals / Shots	%	Efficiency	6m	6-metre Shots	7m	7-metre Shots	9m	9-metre Shots
G/S	Goals / Shots	Wing	Wing Shots	FB	Fast Breaks	BT	Breakthroughs	EX	Exclusions
S/S	Saves / Shots	TF	Technical Faults	ST	Steals	BS	Blocked Shots	TP	Time Played
AS	Assists	RC	Red Cards	n/a	not applicable	PR	Placement	MP	Matches Played
YC	Yellow Cards	QF	Quarterfinal	SF	Semifinal	GM	Gold Medal Match		
PR	Preliminary Round								
2Min	2 Minute Suspensions								



Cumulative Statistics

Συγκεντρωτικές Στατιστικές / Statistiques cumulées

FRA - France

After 8 Matches

No.	Name	MP	Shots								Offence		Defence		Penalties			TP	
			G / S	%	6m	Wing	9m	7m	FB	BT	AS	TF	ST	BS	YC	2Min	RC		EX
1	PLOQUIN Yohann	8																	1:28:07
2	FERNANDEZ Jerome	8	31/58	53	5/8			19/39	0/1	1/1	6/9	11	16				2		3:44:20
3	DINART Didier	8	1/1	100						1/1		1		3	8	6	1		3:39:29
4	BURDET Cedric	7	13/31	42	2/5	1/1	6/21			2/2	2/2	6	7	2		1	3		2:46:55
5	GILLE Guillaume	8	17/39	44	6/15		10/21			1/2	0/1	11	13	5	3	2	2		4:05:43
6	GILLE Bertrand	8	29/42	69	19/25		2/6			8/11		4	6	5	3	3	4		5:33:53
7	KERVADEC Gueric	7	4/11	36	4/10		0/1					3	2	2	2	3	4		3:09:07
8	NARCISSE Daniel	8	10/24	42	5/7	0/2	4/13			1/2		7	4	3	1	1			1:41:37
9	ANQUETIL Gregory	8	30/45	67	3/6	12/20	1/2	9/10	5/6	0/1		8	10	8		1	1		5:17:57
11	GIRAULT Olivier	6	24/27	89	2/3	12/12		3/3	7/9			3	7	4		1	1		3:51:24
13	KARABATIC Nikola	7	20/39	51	6/11	0/1	10/22	2/2	0/1	2/2		16	11	2	1		5		2:33:31
16	OMEYER Thierry	8										2							6:31:53
17	RICHARDSON Jackson	8	9/14	64	1/3		2/4			3/4	3/3	10	10	13		1	2		3:08:51
18	ABATI Joel	8	17/26	65	1/3	5/7	4/8	0/1	6/6	1/1		6	6	3	1		2		4:32:04
21	GUIGOU Michael	5	16/22	73		2/6	0/1	6/6	5/6	3/3		1	2	4					3:55:09
	Bench / Team																1		
	Totals		221/379	58	54/96	32/49	58/138	20/23	40/51	17/22		89	94	54	19	22	27		

No.	Name	Total Shots		6m Shots		Wing Shots		9m Shots		7m Shots		Fast Breaks		Breakthroughs	
		S/S	%	S/S	%	S/S	%	S/S	%	S/S	%	S/S	%	S/S	%
1	PLOQUIN Yohann	11/45	24	3/7	43	1/9	11	7/15	47	0/5	0	0/4	0	0/5	0
16	OMEYER Thierry	80/222	36	10/43	23	8/25	32	47/87	54	4/21	19	6/33	18	5/13	38
	Totals	91/267	34	13/50	26	9/34	26	54/102	53	4/26	15	6/37	16	5/18	28

Team Shots	Goals	Saves	Missed	Post	Blocked	Total	%
6m Shots	54	24	11	4	3	96	56
Wing Shots	32	13	3	1		49	65
9m Shots	58	48	4	4	24	138	42
7m Shots	20	1		2	n/a	23	87
Fast Breaks	40	8		3		51	78
Breakthroughs	17	5				22	77
Totals	221	99	18	14	27	379	58

Played		
PR	BRA	31 - 17
PR	GRE	29 - 25
PR	HUN	26 - 23
PR	EGY	22 - 21
PR	GER	27 - 22
QF	RUS	24 - 26
CL	ESP	29 - 27
CL	GRE	33 - 15

Number of Attacks: 434, Scoring Efficiency: 51%



Cumulative Statistics

Συγκεντρωτικές Στατιστικές / Statistiques cumulées

FRA - France
After 8 Matches

Shots Distribution

Players

Goals / Shots

2 FERNANDEZ J

3/4	2/2	2/3
3/5	1/2	2/4
9/12	6/7	3/6

1-Missed 1-Post 11-Blocked

3 DINART D

1/1		

4 BURDET C

1/2	1/1	2/2
0/2		0/1
3/4	2/2	4/6

2-Missed 2-Post 7-Blocked

5 GILLE G

3/3	1/2	1/3
0/1	1/5	4/7
2/5	2/2	3/3

4-Missed 4-Blocked

6 GILLE B

0/2	2/3	2/2
1/3		2/3
8/11	2/2	12/13

1-Missed 2-Post

7 KERVADEC G

1/1	1/1	0/1
1/2	1/2	

3-Missed 1-Post

8 NARCISSE D

2/2		
2/4		3/6
1/2	1/2	1/4

2-Missed 1-Post 1-Blocked

9 ANQUETIL G

6/6	1/2	2/2
2/4	0/2	1/2
6/7	5/7	7/9

2-Missed 1-Post 1-Blocked

11 GIRAULT O

	2/2	1/1
1/1	1/2	5/5
5/5	5/5	4/4

2-Post

13 KARABATIC N

	1/3	0/1
	0/1	3/5
5/7	3/6	8/12

1-Missed 2-Post 1-Blocked

17 RICHARDSON J

1/1	2/3	
1/3	1/1	1/1
	1/1	2/2

1-Post 1-Blocked

18 ABATI J

1/1	3/3	
3/5	0/1	3/4
4/5	2/2	1/1

2-Missed 1-Post 1-Blocked

21 GUIGOU M

1/3	0/2	5/5
1/2		1/1
2/2	3/3	3/4

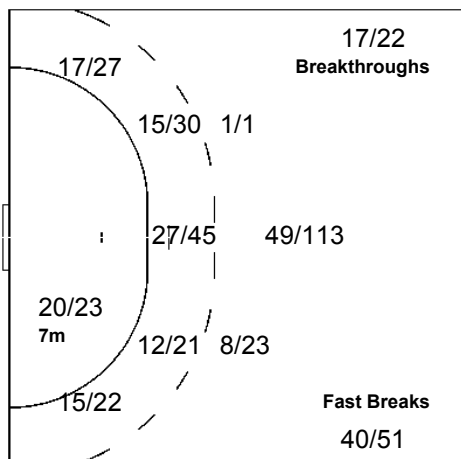
Team

Goals / Shots

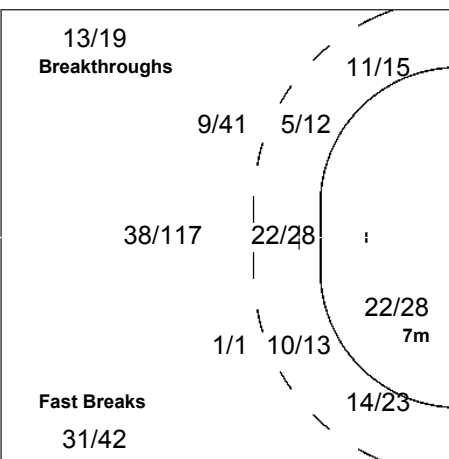
18/24	15/23	15/19
16/32	5/15	25/40
46/62	33/41	48/64

18-Missed 14-Post 27-Blocked

Offence



Defence



Goalkeepers

Saves / Shots

5/25	7/20	7/22
17/32	1/4	12/29
18/65	12/30	10/38

1 PLOQUIN Y

2/6	0/3	1/6
3/6	0/2	2/5
2/6	1/5	0/6

16 OMEYER T

3/19	7/17	6/16
14/26	1/2	10/24
16/59	11/25	10/32

LEGEND

G/S Goals / Shots	% Efficiency	6m 6-metre Shots	7m 7-metre Shots	9m 9-metre Shots
S/S Saves / Shots	Wing Wing Shots	FB Fast Breaks	BT Breakthroughs	EX Exclusions
AS Assists	TF Technical Faults	ST Steals	BS Blocked Shots	TP Time Played
YC Yellow Cards	RC Red Cards	n/a not applicable	PR Placement	MP Matches Played
PR Preliminary Round	QF Quarterfinal	SF Semifinal	GM Gold Medal Match	
2Min 2 Minute Suspensions				



Cumulative Statistics

Συγκεντρωτικές Στατιστικές / Statistiques cumulées

GRE - Greece

After 8 Matches

No.	Name	MP	Shots								Offence		Defence		Penalties			TP	
			G / S	%	6m	Wing	9m	7m	FB	BT	AS	TF	ST	BS	YC	2Min	RC		EX
2	VOGLIS Evangelos	7	14/20	70	1/1	10/15			3/4		1	5	2						3:48:43
4	TZIMOURTOS Dimitrios	7	5/10	50	1/2	2/4			1/3	1/1	2	2				2			1:30:24
6	VASILAKIS Alexandros	7	4/12	33				2/9	0/1	2/2	1	5	2	1		1			58:41
7	ZARAVINAS Giorgos	6	5/5	100		5/5						2	1						1:30:28
8	CHATSATOURIAN Gregor	7	4/8	50		2/6			2/2		1	2							2:41:41
9	BALOMENOS Spyros	8	31/79	39	4/12	0/1	17/53		2/4	8/9	27	29	7	6	2	3			7:14:45
10	KOKOLODIMITRAKIS Nikolaos	8	3/3	100	2/2				1/1		1	3	9	13	8	12	1		4:34:37
11	GRAMMATIKOS Nikolaos	8	41/71	58	6/10		14/37	19/22		2/2	14	37	1		1	1			3:29:12
12	KAFFATOS Dimitrios	8									1	2							6:19:50
13	ZIVOULOVIC Sasa	8	4/13	31	0/1		3/9	1/3			3	7	2			2			1:06:46
14	TROUPIS Andreas	6	1/3	33			1/3				1	2				2			40:45
16	CHRYSOPOULOS Jiotsa	8									2								1:40:10
17	CHALKIDIS Giorgos	8	19/27	70	19/25	0/1	0/1				6	15	5	4	5	7			6:42:50
19	ALVANOS Alexis	8	23/60	38	5/12		10/37	0/1	5/7	3/3	18	20	5	1	4	5			7:04:40
20	KARYPIDIS Savvas	8	34/54	63	7/8	14/28	0/2		11/14	2/2	2	7	4		3	2			6:36:28
Bench / Team															2	1			
Totals			188/365	52	45/73	33/60	47/154	20/26	25/36	18/19	80	138	38	25	25	38	1		

No.	Name	Total Shots		6m Shots		Wing Shots		9m Shots		7m Shots		Fast Breaks		Breakthroughs	
		S/S	%	S/S	%	S/S	%	S/S	%	S/S	%	S/S	%	S/S	%
12	KAFFATOS Dimitrios	85/255	33	20/62	32	23/45	51	29/76	38	1/15	7	9/41	22	3/16	19
16	CHRYSOPOULOS Jiotsa	21/71	30	4/10	40	2/4	50	12/28	43	0/7	0	1/11	9	2/11	18
Totals		106/326	33	24/72	33	25/49	51	41/104	39	1/22	5	10/52	19	5/27	19

Team Shots	Goals	Saves	Missed	Post	Blocked	Total	%
6m Shots	45	20	5	3		73	62
Wing Shots	33	17	5	5		60	55
9m Shots	47	59	15	10	20	151	31
7m Shots	20	3	2	1	n/a	26	77
Fast Breaks	25	8	2	1		36	69
Breakthroughs	18	1				19	95
Totals	188	108	29	20	20	365	52

Played		
PR	GER	18 - 28
PR	FRA	25 - 29
PR	EGY	26 - 25
PR	BRA	26 - 22
PR	HUN	22 - 26
QF	CRO	27 - 33
CL	KOR	29 - 24
CL	FRA	15 - 33

Number of Attacks: 457, Scoring Efficiency: 41%



Cumulative Statistics

Συγκεντρωτικές Στατιστικές / Statistiques cumulées

GRE - Greece
After 8 Matches

Shots Distribution

Players

Goals / Shots

2 VOGLIS E

	1/1	1/1
0/1		3/3
4/4	4/5	1/1

1-Missed 3-Post

4 TZIMOURTOS D

	0/1	
3/3		2/4

1-Missed 1-Post

6 VASILAKIS A

		0/1
1/2	2/2	1/2

2-Missed 2-Post 1-Blocked

7 ZARAVINAS G

1/1	1/1	
1/1		
1/1	1/1	

8 CHATSATOURIAN G

1/1	1/1	
0/2		1/1
	1/1	

2-Missed

9 BALOMENOS S

2/3	0/1	3/5
2/8	0/1	3/7
9/20	6/10	6/10

6-Missed 3-Post 5-Blocked

10 KOKOLODIMITRAKIS N

	3/3	

11 GRAMMATIKOS N

3/4	3/5	8/8
7/11		2/4
12/15	2/4	4/6

3-Missed 4-Post 6-Blocked

13 ZIVOULOVIC S

1/1	0/1	
0/3		1/1
2/2	0/1	

3-Missed 1-Post

14 TROUPIS A

		0/1
1/1		
		0/1

17 CHALKIDIS G

1/2		
4/5	0/1	3/5
6/6	2/2	3/3

1-Missed 2-Post

19 ALVANOS A

1/2	2/5	
4/10	0/1	2/6
7/9	2/5	5/6

7-Missed 2-Post 7-Blocked

20 KARYPIDIS S

1/2	7/8	2/3
4/7		3/7
7/8	5/5	5/8

3-Missed 2-Post 1-Blocked

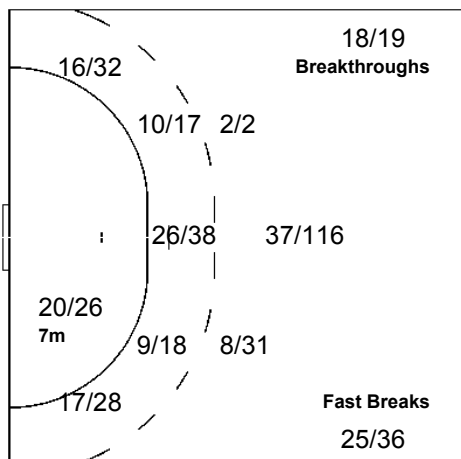
Team

Goals / Shots

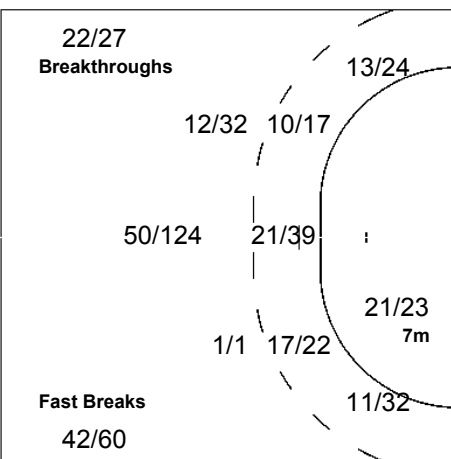
11/16	15/23	14/18
23/49	0/4	18/35
52/70	28/39	27/41

29-Missed 20-Post 20-Blocked

Offence



Defence



Goalkeepers

Saves / Shots

6/26	9/27	7/27
23/48	6/10	18/45
14/53	8/34	14/55

12 KAFFATOS D

6/18	7/19	5/19
19/37	5/9	13/32
10/46	8/32	11/42

16 CHRYSOPOULOS J

0/8	2/8	2/8
4/11	1/1	5/13
4/7	0/2	3/13

LEGEND

G/S	Goals / Shots	%	Efficiency	6m	6-metre Shots	7m	7-metre Shots	9m	9-metre Shots
S/S	Saves / Shots	Wing	Wing Shots	FB	Fast Breaks	BT	Breakthroughs	EX	Exclusions
AS	Assists	TF	Technical Faults	ST	Steals	BS	Blocked Shots	TP	Time Played
YC	Yellow Cards	RC	Red Cards	n/a	not applicable	PR	Placement	MP	Matches Played
PR	Preliminary Round	QF	Quarterfinal	SF	Semifinal	GM	Gold Medal Match		
2Min	2 Minute Suspensions								



Cumulative Statistics

Συγκεντρωτικές Στατιστικές / Statistiques cumulées

ESP - Spain

After 8 Matches

No.	Name	MP	Shots								Offence		Defence		Penalties			TP		
			G / S	%	6m	Wing	9m	7m	FB	BT	AS	TF	ST	BS	YC	2Min	RC		EX	
1	HOMBRADOS Jose	8										3	1						3:31:11	
2	ENTRERRIOS Alberto	8	21/53	40	2/3	0/2	8/36		2/2	9/10	14	12			4	2			4:25:48	
6	O'CALLAGHAN Xavier	8	11/21	52	2/4	4/7	1/4	0/1	2/2	2/3	4	3	5	1		1			3:00:01	
8	BELAUSTEGUI Jon	6	17/38	45	1/2	1/1	10/27	0/1	4/6	1/1	11	13	8		1	2			3:25:49	
9	GARRALDA Mateo	6	7/29	24	0/1	1/4	3/18		2/3	1/3	6	6	6	4	2	4			3:31:25	
10	DUJSHEBAEV Talant	6	17/47	36	2/2	0/2	12/39	0/1	1/1	2/2	19	9	2		1	1			2:49:25	
11	LOZANO Demetrio	8	13/30	43	0/1		5/20		6/7	2/2	6	5	7	4	1	5	1		3:30:27	
13	HERNANDEZ Fernando	8	15/29	52	4/9	2/6		0/2	9/12		4	3	7		2	2			4:06:51	
14	PEREZ Juan	7	9/12	75	6/9		1/1		2/2		7	3		10	4	4			2:36:42	
15	COLON Manuel	8	24/29	83	16/20				7/8	1/1	1	7	11	1	3	6			3:41:34	
16	BARRUFET David	8									2	1	1						4:48:49	
17	GARCIA Juan	8	32/47	68	1/3	9/14	0/2	7/10	14/17	1/1	11	5	7			1			6:13:14	
18	ROMERO Iker	8	34/55	62	4/4	1/1	18/38	2/2	7/7	2/3	20	13	9	14	5	3			5:17:34	
19	URIOS Rolando	8	19/27	70	18/25	0/1	1/1				1	9	1	1		2			3:04:08	
20	ORTEGA Antonio	7	23/36	64	6/8	3/9	0/2	7/7	6/9	1/1	4	6	5						4:17:02	
	Bench / Team																			
	Totals		242/453	53	62/91	21/47	59/188	16/24	62/76	22/27	113	96	69	35	23	33	1			

No.	Name	Total Shots		6m Shots		Wing Shots		9m Shots		7m Shots		Fast Breaks		Breakthroughs	
		S/S	%	S/S	%	S/S	%	S/S	%	S/S	%	S/S	%	S/S	%
1	HOMBRADOS Jose	51/150	34	6/20	30	5/25	20	26/58	45	5/11	45	5/26	19	4/10	40
16	BARRUFET David	85/208	41	20/58	34	13/25	52	37/71	52	10/23	43	3/20	15	2/11	18
	Totals	137/359	38	26/78	33	18/50	36	63/129	49	16/35	46	8/46	17	6/21	29

Team Shots	Goals	Saves	Missed	Post	Blocked	Total	%
6m Shots	62	22	4	3		91	68
Wing Shots	21	21	2	3		47	45
9m Shots	59	65	17	17	30	188	31
7m Shots	16	5	1	2	n/a	24	67
Fast Breaks	62	11		2	1	76	82
Breakthroughs	22	4	1			27	81
Totals	242	128	25	27	31	453	53

Played		
PR	KOR	31 - 30
PR	ISL	31 - 23
PR	RUS	29 - 26
PR	SLO	41 - 28
PR	CRO	22 - 30
QF	GER	30 - 32
CL	FRA	27 - 29
CL	KOR	31 - 24

Number of Attacks: 505, Scoring Efficiency: 48%



Cumulative Statistics

Συγκεντρωτικές Στατιστικές / Statistiques cumulées

ESP - Spain
After 8 Matches

Shots Distribution

Players

Goals / Shots

2 ENTRERRIOS A

1/1	1/1	2/4
5/8		1/2
5/8	1/2	5/5

6-Missed 5-Post 10-Blocked

6 O'CALLAGHAN X

	1/1	
0/2	0/1	5/6
2/3	3/3	

2-Missed 3-Post

8 BELAUSTEGUI J

2/2		0/1
3/5	0/1	2/4
5/8	1/2	4/8

3-Missed 1-Post 3-Blocked

9 GARRALDA M

		1/1
2/4	0/2	0/1
1/4	1/3	2/2

3-Missed 5-Post 4-Blocked

10 DUJSHEBAEV T

1/1	1/1	1/2
2/7	0/1	2/6
5/9	3/4	2/7

1-Missed 4-Post 4-Blocked

11 LOZANO D

3/4		0/2
1/2		2/3
4/5	2/3	1/1

2-Missed 2-Post 6-Blocked

13 HERNANDEZ F

2/3	1/5	3/5
1/1		2/2
1/3	3/5	2/3

1-Missed 1-Post

14 PEREZ J

	2/2	1/1
0/1		1/1
3/3		2/3

1-Post

15 COLON M

1/1	1/3	
1/3		3/3
9/10	5/5	4/4

17 GARCIA J

5/5	7/9	3/3
3/5	0/1	2/3
5/8	3/5	4/5

1-Post 1-Blocked

18 ROMERO I

1/1	1/3	5/8
5/5	0/1	4/6
7/8	5/5	6/9

5-Missed 1-Post 3-Blocked

19 URIOS R

0/1	1/1	3/3
1/2	0/1	0/1
5/5	3/3	6/7

2-Missed 1-Post

20 ORTEGA A

3/5	1/5	2/3
2/3		2/4
7/7		6/7

2-Post

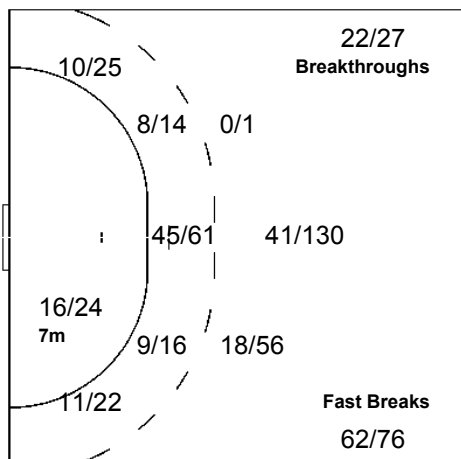
Team

Goals / Shots

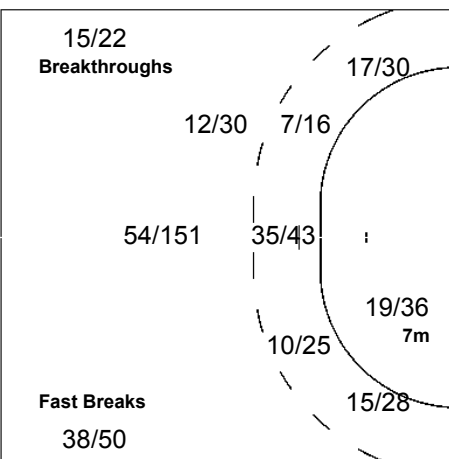
19/24	17/31	21/33
26/48	0/8	26/42
59/81	30/40	44/61

25-Missed 27-Post 31-Blocked

Offence



Defence



Goalkeepers

Saves / Shots

5/20	8/21	12/30
24/38	9/12	21/38
25/84	22/44	11/72

1 HOMBRADOS J

1/7	3/12	6/17
8/13	2/4	10/20
11/33	3/13	7/31

16 BARRUFET D

4/13	5/9	6/13
15/24	7/8	11/18
14/51	19/31	4/41

LEGEND

G/S Goals / Shots	% Efficiency	6m 6-metre Shots	7m 7-metre Shots	9m 9-metre Shots
S/S Saves / Shots	Wing Wing Shots	FB Fast Breaks	BT Breakthroughs	EX Exclusions
AS Assists	TF Technical Faults	ST Steals	BS Blocked Shots	TP Time Played
YC Yellow Cards	RC Red Cards	n/a not applicable	PR Placement	MP Matches Played
PR Preliminary Round	QF Quarterfinal	SF Semifinal	GM Gold Medal Match	
2Min 2 Minute Suspensions				



Cumulative Statistics

Συγκεντρωτικές Στατιστικές / Statistiques cumulées

KOR - Korea
After 8 Matches

No.	Name	MP	Shots								Offence		Defence		Penalties			TP	
			G / S	%	6m	Wing	9m	7m	FB	BT	AS	TF	ST	BS	YC	2Min	RC		EX
1	HAN Kyung-Tai	8	0/1	0			0/1					4	3						6:18:16
5	KIM Tea-Wan	8	6/13	46	1/2	2/6				3/5	1	2	1		3	1		2:39:15	
6	KIM Sung-Heon	8	23/47	49	3/3	9/22	6/13	0/1		3/5	6	6	1		1			6:26:24	
7	YOON Kyung-Min	8	24/48	50	1/1	0/1	11/32	0/1		8/9	7	27	11	2	5	2		5:46:42	
8	LIM Duk-Jun	8	5/12	42	1/1	1/3	2/7			1/1	5	5	1	1		1		1:54:50	
9	CHOI Seung-Wook	8	5/12	42		0/3	3/6			1/1		1	1		1			1:03:23	
10	PARK Chan-Yong	8	3/7	43	1/5					2/2	2	4	1		1			2:09:35	
11	OH Yun-Suk	3										1						5:01	
12	LEE Chang-Woo	8									3	2						1:41:44	
13	YOON Kyung-Shin	8	58/109	53	6/9		25/63	18/27		5/6	17	15	9	5	5	2	1	5:54:02	
14	PARK Min-Chul	6	8/10	80	7/9					1/1	3	7	5	2	1	1		3:52:51	
15	LEE Tea-Young	8	29/44	66	0/2	14/21	1/1	5/11		9/9	6	4	4		3	2		5:56:21	
17	LEE Jae-Woo	8	32/52	62	4/8	2/2	15/25	1/2		7/7	9	16	3		3	1		6:14:29	
19	JI Seung-Hyun	8	0/1	0			0/1								1	1		1:03:42	
20	PAEK Won-Chul	7	28/65	43	9/12		10/40			1/4	16	14	3		2	6		4:53:25	
	Bench / Team														1				
	Totals		221/421	52	33/52	28/58	73/189	24/42	41/50	22/30	79	107	40	10	25	19	1		

No.	Name	Total Shots		6m Shots		Wing Shots		9m Shots		7m Shots		Fast Breaks		Breakthroughs	
		S/S	%	S/S	%	S/S	%	S/S	%	S/S	%	S/S	%	S/S	%
1	HAN Kyung-Tai	100/283	35	25/76	33	17/45	38	41/82	50	0/7	0	11/44	25	6/29	21
12	LEE Chang-Woo	17/72	24	4/23	17	3/9	33	6/19	32	1/7	14	2/7	29	1/7	14
	Totals	117/355	33	29/100	29	20/54	37	47/100	47	1/14	7	13/51	25	7/36	19

Team Shots	Goals	Saves	Missed	Post	Blocked	Total	%
6m Shots	33	12	2	3	2	52	63
Wing Shots	28	16	5	9		58	48
9m Shots	73	46	17	10	43	189	39
7m Shots	24	16		2	n/a	42	57
Fast Breaks	41	4	1	4		50	82
Breakthroughs	22	6	2			30	73
Totals	221	100	27	28	45	421	52

Played		
PR	ESP	30 - 31
PR	RUS	35 - 32
PR	CRO	26 - 29
PR	ISL	34 - 30
PR	SLO	23 - 26
QF	HUN	25 - 30
CL	GRE	24 - 29
CL	ESP	24 - 31

Number of Attacks: 475, Scoring Efficiency: 47%



Cumulative Statistics

Συγκεντρωτικές Στατιστικές / Statistiques cumulées

KOR - Korea
After 8 Matches

Shots Distribution

Players

Goals / Shots

5 KIM T	6 KIM S	7 YOON K	8 LIM D	9 CHOI S	10 PARK C	11 OH Y	13 YOON K	14 PARK M	15 LEE T	17 LEE J	19 JI S	20 PAEK W
0/1 3/3 1/1	0/1 0/1 2/4	2/2 1/1 4/5		0/1	1/2 1/1		3/5 1/2 8/13	2/2 2/2		1/1 1/1 0/1		3/6 1/1 1/1
0/1	1/4 1/1 1/3	2/2 1/2 2/3	1/1	0/1 0/1		3/11 1/2 6/13	3/11 1/2 6/13		1/4 0/1 1/3	1/3 0/1 3/5		5/11 0/1 1/1
2/3	5/7 1/1 12/12	4/5 1/1 6/6	1/3 1/1 1/1	2/3 1/1 2/2	1/2	13/16 2/5 21/25	4/4	0/1	9/9 3/4 14/15	9/13 5/5 12/13		8/10 3/4 6/8
1-Missed 3-Post	2-Missed 6-Post 5-Blocked	6-Missed 2-Post 12-Blocked	3-Missed	1-Missed 2-Blocked	2-Post	6-Missed 3-Post 8-Blocked	1-Post		1-Missed 3-Post	1-Missed 2-Post 6-Blocked	1-Post	5-Missed 5-Post 12-Blocked

Team

Offence

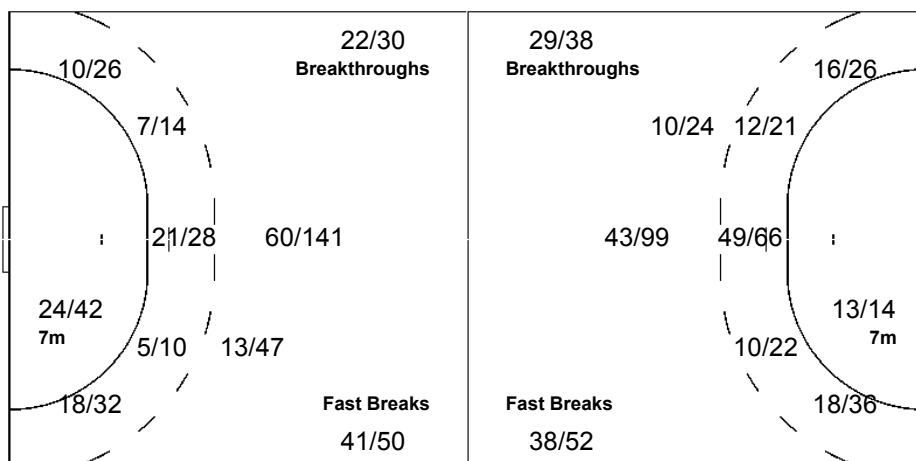
Defence

Goalkeepers

Goals / Shots

11/18	10/17	19/29
14/38	3/8	14/30
57/73	17/22	75/85

27-Missed 28-Post 45-Blocked



Saves / Shots

3/25	10/32	5/25
20/37	11/13	20/41
15/65	16/40	16/76

1 HAN K

2/19	8/23	5/23
15/29	9/11	19/35
14/52	13/32	14/58

12 LEE C

1/6	2/9	0/2
5/8	2/2	1/6
1/13	3/8	2/18

LEGEND

G/S Goals / Shots	% Efficiency	6m 6-metre Shots	7m 7-metre Shots	9m 9-metre Shots
S/S Saves / Shots	Wing Wing Shots	FB Fast Breaks	BT Breakthroughs	EX Exclusions
AS Assists	TF Technical Faults	ST Steals	BS Blocked Shots	TP Time Played
YC Yellow Cards	RC Red Cards	n/a not applicable	PR Placement	MP Matches Played
PR Preliminary Round	QF Quarterfinal	SF Semifinal	GM Gold Medal Match	
2Min 2 Minute Suspensions				



Cumulative Statistics

Συγκεντρωτικές Στατιστικές / Statistiques cumulées

ISL - Iceland
After 6 Matches

No.	Name	MP	Shots								Offence		Defence		Penalties				TP	
			G / S	%	6m	Wing	9m	7m	FB	BT	AS	TF	ST	BS	YC	2Min	RC	EX		
1	ERADZE Roland	6										2								1:42:50
2	SIGHVATSSON Robert	1	2/3	67	1/2						1/1		2		1					17:44
3	ANDRESSON Kristjan	5	0/1	0	0/1							1	1							5:51
4	JONSSON Einar Orn	6	11/20	55	1/1	8/17				2/2		1	5	1		1				3:36:29
5	SIGURDSSON Sigfus	6	19/26	73	12/18					7/8		4	7	6	10	5	11	1		4:41:33
6	SIGURDSSON Dagur	6	2/8	25		0/1	2/7					6	9		1					1:21:53
8	GILFASON Gylfi	6	7/14	50	1/1	5/7	1/2			0/4		1	5	1			1			2:25:07
9	SIGURDSSON Gudjon Valur	6	32/54	59	6/11	13/20	1/8			10/12	2/3	5	10	5	2		1			6:00:00
10	GUDJONSSON Snorri Steinn	6	9/25	36	3/7		4/15				2/3	10	4							2:36:40
11	STEFANSSON Olafur	6	43/67	64	2/5	2/3	23/39	10/13	3/4	3/3	27	18	3	3	5	3				5:20:07
12	HRAFNKELSSON Gudmundur	6										1								4:17:10
13	SIGTRYGGSSON Runar	6	4/7	57	2/4		1/1			1/2		5	3	5	1	3	1			2:43:01
15	HALLGRIMSSON Asgeir Orn	6	5/10	50			2/6			1/1	2/3	5	6		1		1	1		53:29
17	GARCIA PADRON Jalesky	6	25/62	40	5/8	1/2	13/45			4/4	2/3	12	18	1	2	3	1			4:32:06
18	GUNNARSSON Robert	6	13/19	68	6/8	1/1		3/5	3/5				3	2			1			1:26:00
	Bench / Team															1				
	Totals		172/316	54	39/66	30/51	47/123	13/18	31/42	12/16	78	92	24	21	18	20	2			

No.	Name	Total Shots		6m Shots		Wing Shots		9m Shots		7m Shots		Fast Breaks		Breakthroughs	
		S/S	%	S/S	%	S/S	%	S/S	%	S/S	%	S/S	%	S/S	%
1	ERADZE Roland	11/63	17	2/8	25	0/6	0	7/25	28	1/7	14	0/12	0	1/5	20
12	HRAFNKELSSON Gudmundur	36/167	22	8/40	20	4/20	20	21/62	34	1/12	8	1/25	4	1/8	13
	Totals	47/230	20	10/48	21	4/26	15	28/87	32	2/19	11	1/37	3	2/13	15

Team Shots	Goals	Saves	Missed	Post	Blocked	Total	%
6m Shots	39	22	3	1	1	66	59
Wing Shots	30	16	2	3		51	59
9m Shots	47	41	11	6	18	123	38
7m Shots	13	1		4	n/a	18	72
Fast Breaks	31	9	2			42	74
Breakthroughs	12	4				16	75
Totals	172	93	18	14	19	316	54

Played		
PR	CRO	30 - 34
PR	ESP	23 - 31
PR	SLO	30 - 25
PR	KOR	30 - 34
PR	RUS	30 - 34
CL	BRA	29 - 25

Number of Attacks: 364, Scoring Efficiency: 47%



Cumulative Statistics

Συγκεντρωτικές Στατιστικές / Statistiques cumulées

ISL - Iceland
After 6 Matches

Shots Distribution

Players

Goals / Shots

2 SIGHVATSSON R

		1/2
		1/1

3 ANDRESSON K

		0/1

4 JONSSON E

	1/1	1/1
4/8		2/3
1/2	1/1	1/3

1-Missed

5 SIGURDSSON S

	2/4	5/5
2/3	0/1	3/3
2/3	3/4	2/2

1-Missed

6 SIGURDSSON D

1/1	0/1	
1/2	0/1	

3-Blocked

8 GYLFASSON G

1/2	1/2	1/1
0/1		0/2
2/2		2/3

1-Missed

9 SIGURDSSON G

1/1	2/4	3/3
5/8	0/2	2/7
10/13	3/4	6/7

3-Missed 2-Post

10 GUDJONSSON S

2/2		
1/1	0/1	0/7
	3/5	3/6

1-Missed 2-Blocked

11 STEFANSSON O

5/6	4/4	1/2
4/5	0/1	2/3
12/16	5/7	10/10

5-Missed 2-Post 6-Blocked

13 SIGTRYGGSSON R

1/1	1/1	
1/2		0/1
1/1		0/1

15 HALLGRIMSSON A

	1/1	
0/1		0/2
1/1	1/1	2/3

1-Blocked

17 GARCIA PADRON J

4/6	0/2	6/8
1/2	0/1	1/4
6/10	1/2	6/7

5-Missed 8-Post 7-Blocked

18 GUNNARSSON R

1/1		
2/4	0/1	1/1
3/3		6/6

1-Missed 2-Post

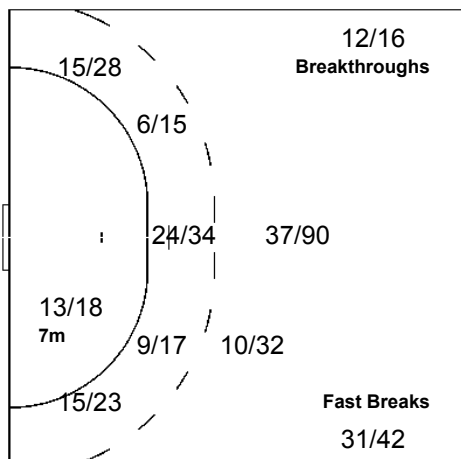
Team

Goals / Shots

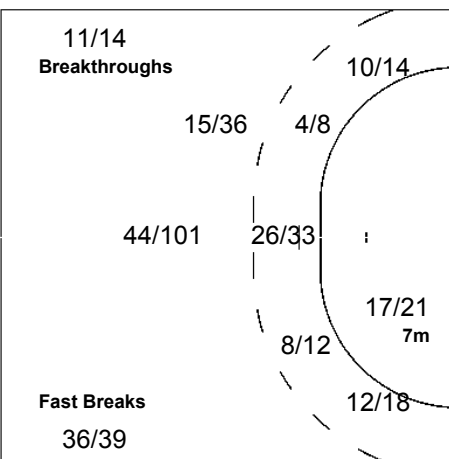
16/20	12/20	18/22
20/35	0/7	11/34
39/53	17/25	39/49

18-Missed 14-Post 19-Blocked

Offence



Defence



Goalkeepers

Saves / Shots

1/15	4/14	3/17
9/28	1/1	11/26
9/57	1/9	8/62

1 ERADZE R

0/7	0/3	0/3
3/9		3/7
1/12	1/4	3/17

12 HRAFNKELSSON G

1/8	4/11	3/14
6/19	1/1	8/19
8/45	0/5	5/45

LEGEND

G/S Goals / Shots	% Efficiency	6m 6-metre Shots	7m 7-metre Shots	9m 9-metre Shots
S/S Saves / Shots	Wing Wing Shots	FB Fast Breaks	BT Breakthroughs	EX Exclusions
AS Assists	TF Technical Faults	ST Steals	BS Blocked Shots	TP Time Played
YC Yellow Cards	RC Red Cards	n/a not applicable	PR Placement	MP Matches Played
PR Preliminary Round	QF Quarterfinal	SF Semifinal	GM Gold Medal Match	
2Min 2 Minute Suspensions				



Cumulative Statistics

Συγκεντρωτικές Στατιστικές / Statistiques cumulées

BRA - Brazil

After 6 Matches

No.	Name	MP	Shots								Offence		Defence		Penalties			TP			
			G / S	%	6m	Wing	9m	7m	FB	BT	AS	TF	ST	BS	YC	2Min	RC		EX		
2	KOJOROSKI Jaqson	6	16/34	47	5/7		7/22			1/2	3/3	3	12	2	3	2	4	1		3:14:43	
4	SILVA Adalberto	6	24/54	44	3/7	2/2	12/37	4/5			3/3	3	14	5	1	2	1			4:25:51	
5	NASCIMENTO Jose	6	5/12	42	2/2	2/3	1/7					1	7	1		2				2:50:14	
6	ALVES JUNIOR Jair Henrique	6	5/11	45	2/2	2/7				1/2			2	3		1				2:05:50	
7	RUY Renato	6	14/24	58	3/4	5/11	0/1			5/6	1/2	2	8	5		1	4			4:34:54	
8	SOUZA Bruno	6	28/69	41	3/4	2/2	16/54	3/3		1/2	3/4	12	14		1	1				3:05:26	
9	MATOS Agberto	5	0/1	0			0/1					1	7			2				43:17	
10	JUSTINO Helio	6	17/34	50	1/3	12/22	0/3			4/6		3	4	2		3	1			3:57:38	
11	BALDACIN Daniel	6	7/11	64	6/10					1/1			6	1	4	3	10	1		4:32:44	
12	VASCONCELOS Alexandre	6										3	3	1		1				3:20:36	
14	MAZIERO Ivan Bruno	6	4/6	67	1/2		0/1			2/2	1/1	3	2	4		4				2:03:27	
15	REIS Eduardo Henrique	2	2/3	67	1/1	0/1	1/1						2							11:02	
16	SANTOS Marcos Paulo	6																		2:39:24	
18	SANTANA Bruno	6	6/15	40			5/14				1/1	6	9	1			1			1:31:35	
20	SILVA Gustavo Henrique	5	2/7	29			0/1	0/4			2/2	8	12	3	2	4	1			2:43:19	
	Bench / Team																				
	Totals		130/281	46	27/42	25/49	42/145	7/8	15/21	14/16	45	102	28	11	17	31	2				

No.	Name	Total Shots		6m Shots		Wing Shots		9m Shots		7m Shots		Fast Breaks		Breakthroughs	
		S/S	%	S/S	%	S/S	%	S/S	%	S/S	%	S/S	%	S/S	%
12	VASCONCELOS Alexandre	43/127	34	6/25	24	4/15	27	21/43	49	2/10	20	9/29	31	1/5	20
16	SANTOS Marcos Paulo	28/106	26	2/23	9	5/16	31	17/32	53	0/9	0	4/18	22	0/8	0
	Totals	71/233	30	8/48	17	9/31	29	38/75	51	2/19	11	13/47	28	1/13	8

Team Shots	Goals	Saves	Missed	Post	Blocked	Total	%
6m Shots	27	9	2	3	1	42	64
Wing Shots	25	17	4	3		49	51
9m Shots	42	35	21	10	37	145	29
7m Shots	7	1			n/a	8	88
Fast Breaks	15	3	2	1		21	71
Breakthroughs	14	1	1			16	88
Totals	130	66	30	17	38	281	46

Played		
PR	FRA	17 - 31
PR	HUN	19 - 20
PR	GER	21 - 34
PR	GRE	22 - 26
PR	EGY	26 - 22
CL	ISL	25 - 29

Number of Attacks: 343, Scoring Efficiency: 38%



Cumulative Statistics

Συγκεντρωτικές Στατιστικές / Statistiques cumulées

BRA - Brazil
After 6 Matches

Shots Distribution

Players

Goals / Shots

2 KOJOROSKI J

	1/2	2/2
1/2	0/2	3/5
3/3	1/3	5/7

4-Missed 4-Blocked

4 SILVA A

1/1	2/2	1/1
4/6	0/1	0/2
7/8	2/4	7/9

6-Missed 2-Post 12-Blocked

5 NASCIMENTO J

	0/1	
0/1	0/1	
3/3	1/1	1/2

1-Missed 2-Blocked

6 ALVES JUNIOR J

	1/1	1/1
	0/1	1/2
0/1	1/1	1/1

3-Post

7 RUY R

	1/4	
2/3	1/1	1/1
5/6	4/7	0/1

1-Missed

8 SOUZA B

3/4	2/3	1/1
2/5	1/2	9/11
6/8	1/4	3/4

12-Missed 5-Post 10-Blocked

9 MATOS A

1-Post

10 JUSTINO H

1/1	0/2	4/4
1/2	1/3	2/5
3/4	1/2	4/4

4-Missed 2-Post 1-Blocked

11 BALDACIN D

	1/1	0/1
1/1	1/1	1/1
	3/4	

2-Post

14 MAZIERO I

	2/2	
0/1		
	1/1	1/1

1-Blocked

15 REIS E

0/1		
1/1		1/1

18 SANTANA B

4/4		
0/1	1/1	
	0/1	1/1

1-Missed 1-Post 5-Blocked

20 SILVA G

	1/1	1/1

1-Missed 1-Post 3-Blocked

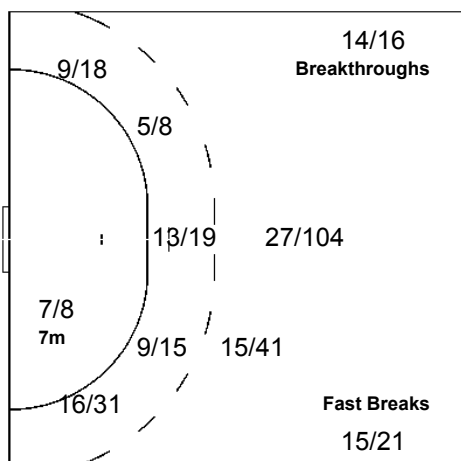
Team

Goals / Shots

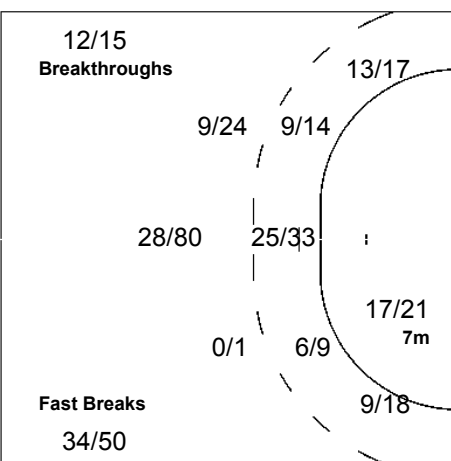
9/10	10/18	9/10
11/23	5/13	17/27
28/34	16/29	25/32

30-Missed 17-Post 38-Blocked

Offence



Defence



Goalkeepers

Saves / Shots

6/20	7/18	4/22
15/30	2/2	13/31
10/42	0/15	14/53

12 VASCONCELOS A

3/11	4/10	1/9
13/20	2/2	7/16
5/22	0/5	8/32

16 SANTOS M

3/9	3/8	3/13
2/10		6/15
5/20	0/10	6/21

LEGEND

G/S Goals / Shots	% Efficiency	6m 6-metre Shots	7m 7-metre Shots	9m 9-metre Shots
S/S Saves / Shots	Wing Wing Shots	FB Fast Breaks	BT Breakthroughs	EX Exclusions
AS Assists	TF Technical Faults	ST Steals	BS Blocked Shots	TP Time Played
YC Yellow Cards	RC Red Cards	n/a not applicable	PR Placement	MP Matches Played
PR Preliminary Round	QF Quarterfinal	SF Semifinal	GM Gold Medal Match	
2Min 2 Minute Suspensions				



Cumulative Statistics

Συγκεντρωτικές Στατιστικές / Statistiques cumulées

SLO - Slovenia

After 6 Matches

No.	Name	MP	Shots								Offence		Defence		Penalties			TP	
			G / S	%	6m	Wing	9m	7m	FB	BT	AS	TF	ST	BS	YC	2Min	RC		EX
1	PODPECAN Dusan	6																	1:57:13
2	KOZLINA Miladin	6	4/8	50	1/1		2/2			1/5		1	1	3	4	4	10	1	2:47:08
4	VUGRINEC Renato	6	6/23	26	0/1		4/19			0/1	2/2	5	12	3	1				2:01:21
5	JOVICIC Zoran	2	1/2	50		1/2										1	1		33:14
6	KASTELIC Andrej	6	17/26	65	3/4	7/13	1/1	1/2	5/6			6	3	4		2	4	1	4:25:19
7	KAVTICNIK Vid	5	15/31	48	3/6	2/5	8/16	0/1	1/1	1/2	5	6	1	1	1				2:41:10
8	OSTIR Marko	6	3/4	75	2/2	1/1			0/1			2	4	4	1	1	1		2:07:34
9	NATEK Jure	5	3/7	43	2/3	0/1	1/3					1	2	4	1		1		1:06:14
13	TOMSIC Tomaz	6	16/23	70	11/17	1/1	1/2		3/3			2	4		1	3	3		3:13:25
14	RUTENKA Sjarhei	6	29/50	58	4/8	1/3	12/23	7/9	3/4	2/3	12	17	3			2			2:23:25
15	PAJOVIC Ales	6	17/32	53	1/2		12/26		3/3	1/1	3	11	7	5	1	9	2		3:36:23
16	LAPAJNE Beno	6										2	2						4:02:47
17	BRUMEN Matjaz	6	25/44	57	3/6	10/20	0/4	3/4	8/9	1/1	2	7	4	1	2	5			4:30:27
18	ZORMAN Uros	6	9/19	47	2/6		1/3		2/5	4/5	11	20	1				1		3:08:06
20	ZVIZEJ Luka	6	15/31	48	1/3	2/3	4/11	2/4	2/3	4/7	5	9	4						3:26:14
	Bench / Team															2			
	Totals		160/300	53	33/59	25/49	46/110	13/20	28/41	15/21	55	96	38	18	18	37	4		

No.	Name	Total Shots		6m Shots		Wing Shots		9m Shots		7m Shots		Fast Breaks		Breakthroughs	
		S/S	%	S/S	%	S/S	%	S/S	%	S/S	%	S/S	%	S/S	%
1	PODPECAN Dusan	27/86	31	6/16	38	5/12	42	8/30	27	7/10	70	1/15	7	0/3	0
16	LAPAJNE Beno	64/178	36	15/38	39	15/36	42	27/58	47	1/8	13	4/27	15	2/11	18
	Totals	91/264	34	21/54	39	20/48	42	35/88	40	8/18	44	5/42	12	2/14	14

Team Shots	Goals	Saves	Missed	Post	Blocked	Total	%
6m Shots	33	20	2	2	2	59	56
Wing Shots	25	14	4	6		49	51
9m Shots	46	35	11	4	14	110	42
7m Shots	13	5	2		n/a	20	65
Fast Breaks	28	6	4	2	1	41	68
Breakthroughs	15	5	1			21	71
Totals	160	85	24	14	17	300	53

Played		
PR	RUS	25 - 28
PR	CRO	26 - 27
PR	ISL	25 - 30
PR	ESP	28 - 41
PR	KOR	26 - 23
CL	EGY	30 - 24

Number of Attacks: 360, Scoring Efficiency: 44%



Cumulative Statistics

Συγκεντρωτικές Στατιστικές / Statistiques cumulées

SLO - Slovenia

After 6 Matches

Shots Distribution

Players

Goals / Shots

2 KOZLINA M

0/1		
		3/3
1/1		0/1

1-Missed 1-Blocked

4 VUGRINEC R

0/1	1/2	1/3
0/4		0/2
2/2		2/4

2-Missed 1-Post 2-Blocked

5 JOVICIC Z

	1/1	
		0/1

6 KASTELIC A

1/1	2/2	2/3
0/2		1/1
4/5	1/2	6/6

1-Missed 3-Post

7 KAVTICNIK V

3/4	1/2	
1/3	0/3	0/2
4/5	2/2	4/5

2-Missed 2-Post 1-Blocked

8 OSTIR M

1/1	1/1	1/1

1-Missed

9 NATEK J

1/1		0/1
	1/1	1/3

1-Missed

13 TOMSIC T

3/3	2/2	4/4
	0/1	0/1
3/4	2/3	2/3

1-Missed 1-Post

14 RUTENKA S

2/3		2/2
3/5	0/1	1/3
9/12	0/3	12/14

2-Missed 5-Blocked

15 PAJOVIC A

2/3	1/1	1/1
2/3		0/1
4/7	1/1	6/8

3-Missed 4-Blocked

17 BRUMEN M

3/6	5/5	
1/2		0/1
7/8	3/5	5/6

5-Missed 4-Post 1-Blocked

18 ZORMAN U

	1/1	1/2
		1/2
2/3	1/3	3/4

1-Missed 1-Post 2-Blocked

20 ZVIZEJ L

1/1		1/1
0/2	1/2	1/1
6/8	1/4	4/5

4-Missed 2-Post 1-Blocked

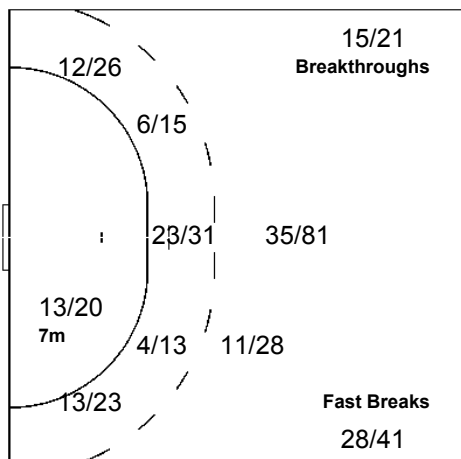
Team

Goals / Shots

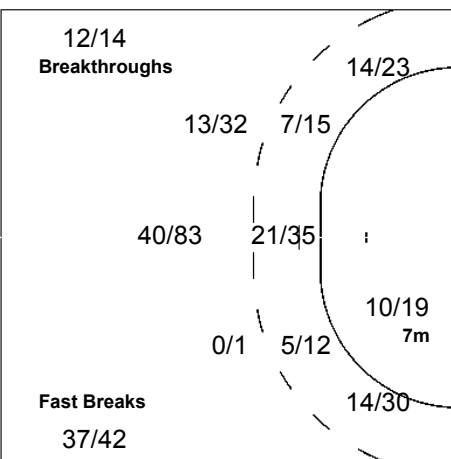
16/24	14/16	12/17
7/21	1/7	7/17
43/56	13/25	46/61

24-Missed 14-Post 17-Blocked

Offence



Defence



Goalkeepers

Saves / Shots

3/13	9/15	4/19
21/40	5/7	19/37
9/59	9/31	12/43

1 PODPECAN D

1/4	6/8	1/6
5/13	0/1	5/12
6/21	0/8	3/13

16 LAPAJNE B

2/9	3/7	3/13
16/27	5/6	14/25
3/38	9/23	9/30

LEGEND	Goals / Shots	%	Efficiency	6m	6-metre Shots	7m	7-metre Shots	9m	9-metre Shots
G/S	Goals / Shots	Wing	Wing Shots	FB	Fast Breaks	BT	Breakthroughs	EX	Exclusions
S/S	Saves / Shots	TF	Technical Faults	ST	Steals	BS	Blocked Shots	TP	Time Played
AS	Assists	RC	Red Cards	n/a	not applicable	PR	Placement	MP	Matches Played
YC	Yellow Cards	QF	Quarterfinal	SF	Semifinal	GM	Gold Medal Match		
PR	Preliminary Round								
2Min	2 Minute Suspensions								



Cumulative Statistics

Συγκεντρωτικές Στατιστικές / Statistiques cumulées

EGY - Egypt

After 6 Matches

No.	Name	MP	Shots								Offence		Defence		Penalties			TP	
			G / S	%	6m	Wing	9m	7m	FB	BT	AS	TF	ST	BS	YC	2Min	RC		EX
1	SHARAF ELDIN Mohamad	6										1	1						2:35:05
2	MOHAMED Abdalla	4	8/16	50	2/3		3/10			3/3		2	5	5	3	3	1		1:53:36
6	EL AHMAR Ahmed	6	18/33	55	0/1	7/17	1/4			9/10	1/1	3	7	4		3	1		3:57:47
7	HUSSEIN Saber	6	8/15	53	3/3		3/9			1/1	1/2	1	5	2		2			2:06:44
8	FAHIM Wael	6	4/7	57	4/4					0/3		3	3	5		1	3		3:25:44
10	MOEMEN Sherif	6	11/38	29	1/3	3/13	5/15	0/4		2/3		3	8	1		1			3:17:25
11	YOUSSEF Ramy	5	9/14	64	0/1	3/6		6/7				2	2	1		2	1		2:13:24
12	NAKIB Mohamed	6										2							3:24:55
13	KARAM Mahmoud	6	8/21	38	1/1		6/19			1/1		6		6	3	6	1		2:20:50
14	RAGAB Marwan	6	2/5	40	2/5							3	9	2	8	3	4		2:36:56
15	ABDEL SALAM Mohamed	5	13/35	37	1/2		9/29			3/4		3	13	4		1			2:32:22
17	KESHK Mohamed	6	23/37	62	1/1	4/8	1/4	10/12	5/10	2/2	3	9	2	1		3			4:21:32
18	EL FAKHARANY Hany	6	1/11	9		0/1	0/6			1/3	0/1	1	5	5	5	2	7		2:57:25
19	YOSRY Hassan	6	15/28	54	3/8		6/14			6/6		6	13	4	1	1	1	1	3:19:37
20	ZAKY Hussein	2	14/19	74		1/1	6/10	4/5	1/1	2/2	1	4	1			1	1		56:38
	Bench / Team															1			
	Totals		134/279	48	18/32	18/46	40/120	20/28	22/34	16/19	32	90	36	24	16	34	4		

No.	Name	Total Shots		6m Shots		Wing Shots		9m Shots		7m Shots		Fast Breaks		Breakthroughs	
		S/S	%	S/S	%	S/S	%	S/S	%	S/S	%	S/S	%	S/S	%
1	SHARAF ELDIN Mohamad	31/108	29	10/37	27	7/17	41	11/27	41	1/8	13	2/15	13	0/4	0
12	NAKIB Mohamed	46/132	35	15/40	38	4/24	17	17/36	47	3/10	30	4/13	31	3/9	33
	Totals	77/240	32	25/77	32	11/41	27	28/63	44	4/18	22	6/28	21	3/13	23

Team Shots	Goals	Saves	Missed	Post	Blocked	Total	%
6m Shots	18	11	3			32	56
Wing Shots	18	19	3	6		46	39
9m Shots	40	36	22	9	13	120	33
7m Shots	20	4	3	1	n/a	28	71
Fast Breaks	22	9	1	2		34	65
Breakthroughs	16	2		1		19	84
Totals	134	81	32	19	13	279	48

Played		
PR	HUN	28 - 33
PR	GER	14 - 26
PR	GRE	25 - 26
PR	FRA	21 - 22
PR	BRA	22 - 26
CL	SLO	24 - 30

Number of Attacks: 340, Scoring Efficiency: 39%



Cumulative Statistics

Συγκεντρωτικές Στατιστικές / Statistiques cumulées

EGY - Egypt
After 6 Matches

Shots Distribution

Players

Goals / Shots

2 MOHAMED A

1/1		1/2
2/2		1/1
0/1	3/4	

3-Missed 2-Blocked

6 EL AHMAR A

5/5	1/1	2/4
1/1		0/3
6/7	1/3	2/5

1-Missed 3-Post

7 HUSSEIN S

		1/1
	0/1	2/2
2/4	1/2	2/2

2-Missed 1-Blocked

8 FAHIM W

	0/1	2/2
1/1		0/1
1/1		

1-Post

10 MOEMEN S

2/5	1/2	4/5
0/1	1/2	0/2
3/6	0/3	0/1

5-Missed 5-Post 1-Blocked

11 YOUSSEF R

1/2	1/1	0/1
1/1	3/4	3/3

1-Missed 1-Post

13 KARAM M

2/2	1/2	1/1
1/3		0/1
2/2		1/2

3-Missed 2-Post 3-Blocked

14 RAGAB M

		2/2
0/1	0/1	0/1

15 ABDEL SALAM M

1/1	1/1	
1/4	0/2	1/2
2/3	4/6	3/3

7-Missed 4-Post 2-Blocked

17 KESHK M

1/2	2/5	6/6
2/6		1/2
7/8		4/4

2-Missed 1-Post

18 EL FAKHARANY H

		1/1
0/1		
0/2	0/2	0/1

3-Missed 1-Post

19 YOSRY H

0/2	1/2	1/1
2/3	0/1	2/3
4/5	2/2	3/3

2-Missed 4-Blocked

20 ZAKY H

1/1	1/1	4/5
2/2		
2/2	3/3	1/1

3-Missed 1-Post

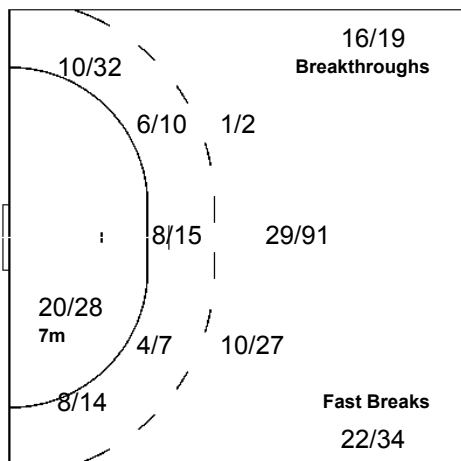
Team

Goals / Shots

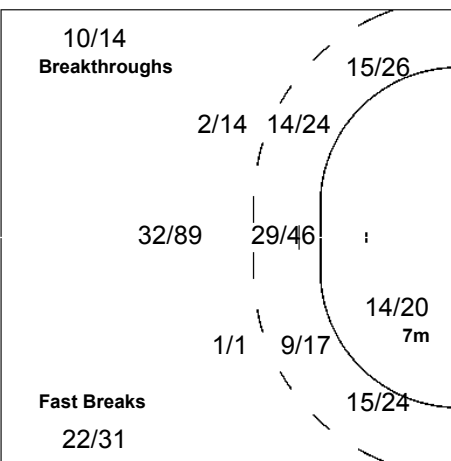
13/19	8/15	23/28
13/26	2/7	9/20
30/43	17/30	19/26

32-Missed 19-Post 13-Blocked

Offence



Defence



Goalkeepers

Saves / Shots

2/15	4/25	3/13
12/27	7/10	8/23
15/49	15/34	10/43

1 SHARAF ELDIN M

1/10	2/13	2/8
6/13	2/3	3/12
7/25	6/12	2/12

12 NAKIB M

1/5	2/12	1/5
6/14	5/7	5/11
8/24	9/22	8/31

LEGEND	G/S Goals / Shots	% Efficiency	6m 6-metre Shots	7m 7-metre Shots	9m 9-metre Shots
S/S Saves / Shots	Wing Wing Shots	FB Fast Breaks	BT Breakthroughs	EX Exclusions	
AS Assists	TF Technical Faults	ST Steals	BS Blocked Shots	TP Time Played	
YC Yellow Cards	RC Red Cards	n/a not applicable	PR Placement	MP Matches Played	
PR Preliminary Round	QF Quarterfinal	SF Semifinal	GM Gold Medal Match		
2Min 2 Minute Suspensions					



Overall Team Statistics

Συνολικές Ομαδικές Στατιστικές / Statistiques générales équipe

As of 29 AUG 2004

Players

Team	MP	Total Shots		6m Shots		Wing Shots		9m Shots		7m Shots		Fast Breaks		Breakthroughs		Offence		Defence		Penalties		
		G/S	%	G/S	%	G/S	%	G/S	%	G/S	%	G/S	%	G/S	%	AS	TF	ST	BS	YC	2Min	RC
BRA	6	130/281	46	27/42	64	25/49	51	42/145	29	7/8	88	15/21	71	14/16	88	45	102	28	11	17	31	2
CRO	8	238/405	59	43/72	60	43/70	61	57/153	37	20/25	80	54/62	87	21/23	91	118	94	42	49	24	31	1
EGY	6	134/279	48	18/32	56	18/46	39	40/120	33	20/28	71	22/34	65	16/19	84	32	90	36	24	16	34	4
ESP	8	242/453	53	62/91	68	21/47	45	59/188	31	16/24	67	62/76	82	22/27	81	113	96	69	35	23	33	1
FRA	8	221/379	58	54/96	56	32/49	65	58/138	42	20/23	87	40/51	78	17/22	77	89	94	54	19	22	27	
GER	8	216/442	49	51/90	57	35/74	47	51/159	32	24/39	62	45/64	70	10/16	63	114	72	54	37	21	39	2
GRE	8	188/365	52	45/73	62	33/60	55	47/151	31	20/26	77	25/36	69	18/19	95	80	138	38	25	25	38	1
HUN	8	219/391	56	51/72	71	25/40	63	73/175	42	11/23	48	41/57	72	18/24	75	91	108	42	17	23	33	
ISL	6	172/316	54	39/66	59	30/51	59	47/123	38	13/18	72	31/42	74	12/16	75	78	92	24	21	18	20	2
KOR	8	221/421	52	33/52	63	28/58	48	73/189	39	24/42	57	41/50	82	22/30	73	79	107	40	10	25	19	1
RUS	8	214/357	60	51/73	70	30/51	59	62/146	42	24/33	73	32/36	89	15/18	83	95	141	44	32	22	37	2
SLO	6	160/300	53	33/59	56	25/49	51	46/110	42	13/20	65	28/41	68	15/21	71	55	96	38	18	18	37	4
Totals		2355/4389	54	507/818	62	345/644	54	655/1797	36	212/309	69	436/570	76	200/251	80	989	1230	509	298	254	379	20

Goalkeepers

Team	MP	Total Shots		6m Shots		Wing Shots		9m Shots		7m Shots		Fast Breaks		Breakthroughs	
		S/S	%	S/S	%	S/S	%	S/S	%	S/S	%	S/S	%	S/S	%
BRA	6	71/233	30	8/48	17	9/31	29	38/75	51	2/19	11	13/47	28	1/13	8
CRO	8	121/332	36	26/60	43	22/65	34	53/110	48	8/30	27	11/51	22	1/16	6
EGY	6	77/240	32	25/77	32	11/41	27	28/63	44	4/18	22	6/28	21	3/13	23
ESP	8	137/359	38	26/78	33	18/50	36	63/129	49	16/35	46	8/46	17	6/21	29
FRA	8	91/267	34	13/50	26	9/34	26	54/102	53	4/26	15	6/37	16	5/18	28
GER	8	125/306	41	11/54	20	21/46	46	78/138	57	8/27	30	5/26	19	2/15	13
GRE	8	106/326	33	24/72	33	25/49	51	41/104	39	1/22	5	10/52	19	5/27	19
HUN	8	110/320	34	18/53	34	20/56	36	57/116	49	5/32	16	7/40	18	3/23	13
ISL	6	47/230	20	10/48	21	4/26	15	28/87	32	2/19	11	1/37	3	2/13	15
KOR	8	117/355	33	29/100	29	20/54	37	47/100	47	1/14	7	13/51	25	7/36	19
RUS	8	107/323	33	13/37	35	19/43	44	58/123	47	8/19	42	7/71	10	2/30	7
SLO	6	91/264	34	21/54	39	20/48	42	35/88	40	8/18	44	5/42	12	2/14	14

LEGEND									
G/S	Goals / Shots	%	Efficiency	6m	6-metre Shots	7m	7-metre Shots	9m	9-metre Shots
S/S	Saves / Shots	Wing	Wing Shots	FB	Fast Breaks	EX	Exclusions	RC	Red Cards
AS	Assists	TF	Technical Faults	ST	Steals	BS	Blocked Shots	MP	Matches Played
YC	Yellow Cards	2Min	2 Minute Suspensions						



Team Fair Play

Ευ αγωνίζεσθαι ομάδας / Fair play équipe

As of 29 AUG 2004

Rank	Team	Points		EX	RC	2Min	YC	MP
		Avg	Total					
1	KOR - Korea	8.5	68		1	19	25	8
2	FRA - France	9.5	76			27	22	8
3	HUN - Hungary	11.1	89			33	23	8
4	ISL - Iceland	11.3	68		2	20	18	6
5	CRO - Croatia	11.4	91		1	31	24	8
6	ESP - Spain	11.8	94		1	33	23	8
7	RUS - Russia	13.3	106		2	37	22	8
7	GRE - Greece	13.3	106		1	38	25	8
9	GER - Germany	13.6	109		2	39	21	8
10	BRA - Brazil	14.8	89		2	31	17	6
11	EGY - Egypt	17.3	104		4	34	16	6
12	SLO - Slovenia	18.7	112		4	37	18	6

NOTE: Points = (EX) x 10 + (RC) x 5 + (2Min) x 2 + (YC) x 1

LEGEND

Avg MP	Average per Game Matches Played	EX 2Min	Exclusions 2 Minute Suspensions	RC	Red Cards	YC	Yellow Cards
-------------------------	------------------------------------	--------------------------	------------------------------------	-----------	-----------	-----------	--------------



Individual Statistics

Ατομικές στατιστικές / Statistiques individuelles

As of 29 AUG 2004

GOALSCORERS (top 40)

Rank	Name	Team	Goals	Shots	%	7m Shots	MP
1	YOON Kyung-Shin	KOR	58	109	53	18 / 27	8
2	DZOMBA Mirza	CRO	55	71	77	17 / 20	8
3	PEREZ Carlos	HUN	54	116	47	4 / 6	8
4	KOKCHAROV Eduard	RUS	45	66	68	19 / 25	8
5	KRETZSCHMAR Stefan	GER	44	75	59	4 / 8	8
6	STEFANSSON Olafur	ISL	43	67	64	10 / 13	6
7	GRAMMATIKOS Nikolaos	GRE	41	71	58	19 / 22	8
8	KEHRMANN Florian	GER	40	69	58	0 / 1	8
8	RASTVORTSEV Alexey	RUS	40	85	47	0 / 1	8
10	NAGY Laszlo	HUN	39	70	56	2 / 4	8
10	VORI Igor	CRO	39	58	67		8
12	PASZTOR Istvan	HUN	37	54	69	0 / 1	8
13	SCHWARZER Christian	GER	35	56	63		8
13	TORGOVANOVA Dmitri	RUS	35	40	88		8
15	KARYPIDIS Savvas	GRE	34	54	63		8
15	ROMERO Iker	ESP	34	55	62	2 / 2	8
17	BALIC Ivano	CRO	32	68	47		8
17	GARCIA Juan	ESP	32	47	68	7 / 10	8
17	LEE Jae-Woo	KOR	32	52	62	1 / 2	8
17	SIGURDSSON Gudjon Valur	ISL	32	54	59		6
17	STEPHAN Daniel	GER	32	80	40	14 / 18	8
22	BALOMENOS Spyros	GRE	31	79	39		8
22	FERNANDEZ Jerome	FRA	31	58	53	0 / 1	8
24	ANQUETIL Gregory	FRA	30	45	67	9 / 10	8
24	LACKOVIC Blazenko	CRO	30	65	46		8
26	GILLE Bertrand	FRA	29	42	69		8
26	LEE Tea-Young	KOR	29	44	66	5 / 11	8
26	RUTENKA Sjarhei	SLO	29	50	58	7 / 9	6
29	METLICIC Petar	CRO	28	54	52		8
29	PAEK Won-Chul	KOR	28	65	43		7
29	SOUZA Bruno	BRA	28	69	41	3 / 3	6
32	BRUMEN Matjaz	SLO	25	44	57	3 / 4	6
32	GARCIA PADRON Jalesky	ISL	25	62	40		6
32	KALEB Niksa	CRO	25	38	66		8
35	COLON Manuel	ESP	24	29	83		8
35	GIRAULT Olivier	FRA	24	27	89	3 / 3	6
35	KRIVOSHLYKOV Denis	RUS	24	33	73		8
35	SILVA Adalberto	BRA	24	54	44	4 / 5	6
35	YOON Kyung-Min	KOR	24	48	50	0 / 1	8

Next 4 players were tied with 23



Individual Statistics

Ατομικές στατιστικές / Statistiques individuelles

As of 29 AUG 2004

ASSISTS (top 40)

Rank	Name	Team	Assists	MP
1	METLICIC Petar	CRO	34	8
2	BALIC Ivano	CRO	28	8
3	BALOMENOS Spyros	GRE	27	8
3	STEFANSSON Olafur	ISL	27	6
5	ZERBE Volker	GER	24	8
6	LACKOVIC Blazenko	CRO	22	8
6	NAGY Laszlo	HUN	22	8
6	STEPHAN Daniel	GER	22	8
9	ROMERO Iker	ESP	20	8
10	DUJSHEBAEV Talant	ESP	19	6
10	SCHWARZER Christian	GER	19	8
12	ALVANOS Alexis	GRE	18	8
12	TUCHKIN Alexandre	RUS	18	8
14	DIAZ Ivo	HUN	17	8
14	YOON Kyung-Shin	KOR	17	8
16	KARABATIC Nikola	FRA	16	7
16	PAEK Won-Chul	KOR	16	7
18	ENTRERRIOS Alberto	ESP	14	8
18	GRAMMATIKOS Nikolaos	GRE	14	8
18	KULESHOV Oleg	RUS	14	8
21	LENDVAY Peter	HUN	13	8
21	POGORELOV Sergey	RUS	13	8
23	GARCIA PADRON Jalesky	ISL	12	6
23	RUTENKA Sjarhei	SLO	12	6
23	SOUZA Bruno	BRA	12	6
23	VORI Igor	CRO	12	8
27	BELAUSTEGUI Jon	ESP	11	6
27	FERNANDEZ Jerome	FRA	11	8
27	GARCIA Juan	ESP	11	8
27	GILLE Guillaume	FRA	11	8
27	KEHRMANN Florian	GER	11	8
27	PEREZ Carlos	HUN	11	8
27	ZORMAN Uros	SLO	11	6
34	GUDJONSSON Snorri Steinn	ISL	10	6
34	KOKCHAROV Eduard	RUS	10	8
34	KRETZSCHMAR Stefan	GER	10	8
34	RICHARDSON Jackson	FRA	10	8
38	LEE Jae-Woo	KOR	9	8

Next 5 players were tied with 8



Individual Statistics

Ατομικές στατιστικές / Statistiques individuelles

As of 29 AUG 2004

GOALS AND ASSISTS (top 40)

Rank	Name	Team	Goals + Assists	Goals	Assists	MP
1	YOON Kyung-Shin	KOR	75	58	17	8
2	STEFANSSON Olafur	ISL	70	43	27	6
3	PEREZ Carlos	HUN	65	54	11	8
4	DZOMBA Mirza	CRO	62	55	7	8
4	METLICIC Petar	CRO	62	28	34	8
6	NAGY Laszlo	HUN	61	39	22	8
7	BALIC Ivano	CRO	60	32	28	8
8	BALOMENOS Spyros	GRE	58	31	27	8
9	GRAMMATIKOS Nikolaos	GRE	55	41	14	8
9	KOKCHAROV Eduard	RUS	55	45	10	8
11	KRETZSCHMAR Stefan	GER	54	44	10	8
11	ROMERO Iker	ESP	54	34	20	8
11	SCHWARZER Christian	GER	54	35	19	8
11	STEPHAN Daniel	GER	54	32	22	8
15	LACKOVIC Blazenko	CRO	52	30	22	8
16	KEHRMANN Florian	GER	51	40	11	8
16	VORI Igor	CRO	51	39	12	8
18	RASTVORTSEV Alexey	RUS	48	40	8	8
19	PAEK Won-Chul	KOR	44	28	16	7
20	GARCIA Juan	ESP	43	32	11	8
20	PASZTOR Istvan	HUN	43	37	6	8
22	FERNANDEZ Jerome	FRA	42	31	11	8
23	ALVANOS Alexis	GRE	41	23	18	8
23	LEE Jae-Woo	KOR	41	32	9	8
23	RUTENKA Sjarhei	SLO	41	29	12	6
23	TORGOVANOV Dmitri	RUS	41	35	6	8
23	ZERBE Volker	GER	41	17	24	8
28	SOUZA Bruno	BRA	40	28	12	6
29	ANQUETIL Gregory	FRA	38	30	8	8
29	TUCHKIN Alexandre	RUS	38	20	18	8
31	GARCIA PADRON Jalesky	ISL	37	25	12	6
31	SIGURDSSON Gudjon Valur	ISL	37	32	5	6
33	DUJSHEBAEV Talant	ESP	36	17	19	6
33	KARABATIC Nikola	FRA	36	20	16	7
33	KARYPIDIS Savvas	GRE	36	34	2	8
36	ENTRERRIOS Alberto	ESP	35	21	14	8
36	LEE Tea-Young	KOR	35	29	6	8
38	GILLE Bertrand	FRA	33	29	4	8

Next 5 players were tied with 8



Individual Statistics

Ατομικές στατιστικές / Statistiques individuelles

As of 29 AUG 2004

PENALTIES (top 40)

Rank	Name	Team	Points		EX	RC	2Min	YC	MP
			Avg	Total					
1	SIGURDSSON Sigfus	ISL	5.3	32		1	11	5	6
2	KOZLINA Miladin	SLO	4.8	29		1	10	4	6
2	PAJOVIC Ales	SLO	4.8	29		2	9	1	6
4	BALDACIN Daniel	BRA	4.7	28		1	10	3	6
5	KOKOLODIMITRAKIS Nikolaos	GRE	4.6	37		1	12	8	8
6	ZERBE Volker	GER	4.5	36		1	13	5	8
7	ZAKY Hussein	EGY	3.5	7		1	1		2
8	KARAM Mahmoud	EGY	3.3	20		1	6	3	6
9	EL FAKHARANY Hany	EGY	2.7	16			7	2	6
10	PASZTOR Istvan	HUN	2.6	21			7	7	8
11	KASTELIC Andrej	SLO	2.5	15		1	4	2	6
11	KOJOROSKI Jaqson	BRA	2.5	15		1	4	2	6
11	KOKCHAROV Eduard	RUS	2.5	20		1	6	3	8
14	CHALKIDIS Giorgos	GRE	2.4	19			7	5	8
14	PETERSEN Klaus-Dieter	GER	2.4	19		1	4	6	8
14	TORGOVANOV Dmitri	RUS	2.4	19		1	6	2	8
17	LALUSKA Balazs	HUN	2.3	16			7	2	7
18	BRUMEN Matjaz	SLO	2.0	12			5	2	6
18	KRIVOSHLYKOV Denis	RUS	2.0	16			6	4	8
18	LOZANO Demetrio	ESP	2.0	16		1	5	1	8
18	PAEK Won-Chul	KOR	2.0	14			6	2	7
22	COLON Manuel	ESP	1.9	15			6	3	8
22	DOMINIKOVIC Davor	CRO	1.9	15		1	5		8
22	METLICIC Petar	CRO	1.9	15			4	7	8
25	ALVANOS Alexis	GRE	1.8	14			5	4	8
25	CHIPURIN Mikhail	RUS	1.8	14			6	2	8
25	EL AHMAR Ahmed	EGY	1.8	11		1	3		6
25	POGORELOV Sergey	RUS	1.8	14			6	2	8
25	RAGAB Marwan	EGY	1.8	11			4	3	6
25	STEFANSSON Olafur	ISL	1.8	11			3	5	6
25	VORI Igor	CRO	1.8	14			5	4	8
25	YOON Kyung-Shin	KOR	1.8	14		1	2	5	8
33	GARRALDA Mateo	ESP	1.7	10			4	2	6
33	PEREZ Juan	ESP	1.7	12			4	4	7
35	KERVADEC Gueric	FRA	1.6	11			4	3	7

Next 6 players were tied with 1.5

NOTE: Points = (EX) x 10 + (RC) x 5 + (2Min) x 2 + (YC) x 1

LEGEND

MP	Matches Played	%	Efficiency	Avg	Average per Game	YC	Yellow Cards
RC	Red Cards	EX	Exclusions	2Min	2 Minute Suspensions		



Individual Statistics

Ατομικές στατιστικές / Statistiques individuelles

As of 29 AUG 2004

STEALS (top 20)

Rank	Name	Team	Total	Avg	MP
1	SCHWARZER Christian	GER	15	1.9	8
2	DIAZ Ivo	HUN	14	1.8	8
3	RICHARDSON Jackson	FRA	13	1.6	8
4	COLON Manuel	ESP	11	1.4	8
4	KOKCHAROV Eduard	RUS	11	1.4	8
4	YOON Kyung-Min	KOR	11	1.4	8
7	KOKOLODIMITRAKIS Nikolaos	GRE	9	1.1	8
7	ROMERO Iker	ESP	9	1.1	8
7	YOON Kyung-Shin	KOR	9	1.1	8
10	ANQUETIL Gregory	FRA	8	1.0	8
10	BALIC Ivano	CRO	8	1.0	8
10	BELAUSTEGUI Jon	ESP	8	1.3	6
10	KRETZSCHMAR Stefan	GER	8	1.0	8
10	KRIVOSHLYKOV Denis	RUS	8	1.0	8
10	ZERBE Volker	GER	8	1.0	8

Next 8 players were tied with total of 7

BLOCKED SHOTS (top 20)

Rank	Name	Team	Total	Avg	MP
1	METLICIC Petar	CRO	25	3.1	8
2	ROMERO Iker	ESP	14	1.8	8
3	KOKOLODIMITRAKIS Nikolaos	GRE	13	1.6	8
4	GORPICHIN Viatcheslav	RUS	12	1.5	8
4	POGORELOV Sergey	RUS	12	1.5	8
6	MEZEI Richard	HUN	11	1.4	8
6	PETERSEN Klaus-Dieter	GER	11	1.4	8
8	PEREZ Juan	ESP	10	1.4	7
8	SIGURDSSON Sigfus	ISL	10	1.7	6
8	ZERBE Volker	GER	10	1.3	8
11	DINART Didier	FRA	8	1.0	8
11	RAGAB Marwan	EGY	8	1.3	6
13	TORGOVANOVA Dmitri	RUS	7	0.9	8
14	BALOMENOS Spyros	GRE	6	0.8	8
14	DOMINIKOVIC Davor	CRO	6	0.8	8
14	KARAM Mahmoud	EGY	6	1.0	6
14	SPOLJARIC Denis	CRO	6	0.8	8
14	STEPHAN Daniel	GER	6	0.8	8
14	VORI Igor	CRO	6	0.8	8

Next 3 players were tied with total of 5



Goalkeeper Statistics

Στατιστικές Τερματοφύλακα / Statistiques gardien de but

As of 29 AUG 2004

SHOTS (top 20)

Minimum 20% of total shots received by team

Rank	Name	Team	%	Saves	Shots	MP
1	BARRUFET David	ESP	41	85	208	8
1	FRITZ Henning	GER	41	102	246	8
3	LOSERT Venio	CRO	39	78	198	8
4	FAZEKAS Nandor	HUN	37	67	182	8
5	LAPAJNE Beno	SLO	36	64	178	6
5	OMEYER Thierry	FRA	36	80	222	8
7	HAN Kyung-Tai	KOR	35	100	283	8
7	NAKIB Mohamed	EGY	35	46	132	6
7	SOLA Vlado	CRO	35	39	112	7
10	HOMBRADOS Jose	ESP	34	51	150	8
10	LAVROV Andrey	RUS	34	85	251	8
10	VASCONCELOS Alexandre	BRA	34	43	127	6
13	KAFFATOS Dimitrios	GRE	33	85	255	8
14	KOSTYGOV Alexey	RUS	31	22	72	8
14	PODPECAN Dusan	SLO	31	27	86	6
14	SZATHMARI Janos	HUN	31	43	138	8
17	CHRYSOPOULOS Jiotso	GRE	30	21	71	8
18	SHARAF ELDIN Mohamad	EGY	29	31	108	6
19	SANTOS Marcos Paulo	BRA	26	28	106	6
20	LEE Chang-Woo	KOR	24	17	72	8

PENALTY SHOTS (top 20)

Minimum 20% of total shots received by team

Rank	Name	Team	%	Saves	Shots	MP
1	PODPECAN Dusan	SLO	70	7	10	6
2	LAVROV Andrey	RUS	46	6	13	8
3	HOMBRADOS Jose	ESP	45	5	11	8
4	BARRUFET David	ESP	43	10	23	8
5	KOSTYGOV Alexey	RUS	33	2	6	8
6	FRITZ Henning	GER	32	8	25	8
7	NAKIB Mohamed	EGY	30	3	10	6
8	LOSERT Venio	CRO	25	3	12	8
8	SOLA Vlado	CRO	25	4	16	7
10	VASCONCELOS Alexandre	BRA	20	2	10	6
11	OMEYER Thierry	FRA	19	4	21	8
12	FAZEKAS Nandor	HUN	17	3	18	8
13	ERADZE Roland	ISL	14	1	7	6
13	LEE Chang-Woo	KOR	14	1	7	8
13	SZATHMARI Janos	HUN	14	2	14	8
16	LAPAJNE Beno	SLO	13	1	8	6
16	SHARAF ELDIN Mohamad	EGY	13	1	8	6
18	HRAFNKELSSON Gudmundur	ISL	8	1	12	6
19	KAFFATOS Dimitrios	GRE	7	1	15	8

LEGEND

MP Matches Played % Efficiency



OFFICIAL COMMUNICATION

Επίσημη Ανακοίνωση / Communiqué officiel

Player Changing

Start List change

CORRECTED

Item: 1

Team Denmark - Match No. 12 - ESP-DEN
Changed the Player No. 21 (injury) to Player No. 12

Signature: A. Kozhukhov
Function: Technical Official

Issued by: Team Denmark
Time: 21:00
Date: 19 AUG 2004

This decision affects:

RESULTS
SCHEDULE
OTHER

<input type="checkbox"/>
<input type="checkbox"/>
<input checked="" type="checkbox"/>

Note: Item Number corrected



OFFICIAL COMMUNICATION

Επίσημη Ανακοίνωση / Communiqué officiel

Player Changing
Start List change

Item: 2

Team Denmark - Match No. 12 - ESP-DEN
Change the Player No. 21 (injury) to Player No. 12

Signature: A. Kozhukhov
Function: Technical Official

Issued by: From Team Denmark
Time: 21:00
Date: 19 AUG 2004

This decision affects:

RESULTS
SCHEDULE
OTHER

<input type="checkbox"/>
<input type="checkbox"/>
<input checked="" type="checkbox"/>

Note:





OFFICIAL COMMUNICATION

Επίσημη Ανακοίνωση / Communiqué officiel

Group A

Item: 3

Match Evaluation after the end of the Preliminary Round

Situation: Teams have gained the same number of points after the group matches have been completed.

Teams: Korea and Russia
Iceland and Slovenia

IHF Regulation:

2.2.4.3. If two or more teams have gained the same number of points after the group matches have been completed, placing is decided as follows:

- (A) Results in points between the teams concerned
- (B) Goal differences in the matches between the teams concerned
- (C) Greater number of plus goals in the matches between the teams concerned.

Decicive Criteria: (A)

Ranking after Decision:

- Group A
- 1. Croatia
 - 2. Spain
 - 3. Korea
 - 4. Russia
 - 5. Iceland
 - 6. Slovenia

Issued by: IHF
Time: 21:30
Date: 22 AUG 2004

This decision affects:

RESULTS
SCHEDULE
OTHER

Note:



OFFICIAL COMMUNICATION

Επίσημη Ανακοίνωση / Communiqué officiel

Group B

Item: 4

Match Evaluation after the end of the Preliminary Round

Situation:

Teams have gained the same number of points after the group matches have been completed. After applying IHF regulation 2.2.4.3 they are still equal.

Teams:

Korea and Denmark
Angola and Spain

IHF Regulation:

2.2.4.4. If the teams are still equal, a decision is made between those teams with an equal number of points as follows:

- (A) Goal difference is subtracted in all matches
- (B) Greater number of plus goals in all matches

Decicive Criteria: (A)

Ranking after Decision:

- 1. Korea
- 2. Denmark
- 3. France
- 4. Spain
- 5. Angola

Issued by: IHF
Time: 23:00
Date: 23 AUG 2004

This decision affects:

RESULTS
SCHEDULE
OTHER

<input type="checkbox"/>
<input type="checkbox"/>
<input checked="" type="checkbox"/>

Note:



OFFICIAL COMMUNICATION

Επίσημη Ανακοίνωση / Communiqué officiel

Match postponed

Handball M 1/4 Final FRA-RUS

Item: 5

Match postponed from 21:30 to 22:05

Reason Match before with 2 prolongations and Penalty trow

P. Muehlematter
TD Handball
Competition Managment Chairman

Issued by: IHF
Time: 22:00
Date: 24 AUG 2004

This decision affects:

RESULTS
SCHEDULE
OTHER

X

Note:



OFFICIAL COMMUNICATION

Επίσημη Ανακοίνωση / Communiqué officiel

Match 42: GRE-FRA (M)

Scorekeeper changing

Item: 6

Change of scorekeeper for match GRE-FRA (M)
new: Peter Sichelschmidt (GER)

signed by: Peter Muehlemitter
COC President TD IHF

Issued by: IHF
Time: 17:35
Date: 28 AUG 2004

This decision affects:

RESULTS
SCHEDULE
OTHER

Note:

7ca dYh]cb`CZZVU`g

=<: `CZZVU`g

: i bV]cb	BUa Y	BC7`
DfYg]XYbh`	8f``A ci ghUZU`<UggUb	9; M
GYWYHJfm; YbYfU`	<U\ b`F Uma cbX`	: F 5`
5fV]hfUh]cb`7ca a]gg]cb`	; ` b mY``? Uf``	GI =
	C`j] Y]fU`A UbcY``@]n`	6F 5`
	K UHJbUVY`Mtg\]\]XY`	>DB`
	MJdc`7\f]ghcd\Y`	7=J`
>i fm`	Ghca VUW`I`f]W`	; 9F`
	<c`a ej]gh`GhJZUb`	GK 9`
	8f``@Ub[Yj ccfh;]`g`	B 98`
	; fYYb`7Uf]b`B]ggcb`	GK 9`
GYWYHJf]Uh`	6]f_YZ`X`: fUb_`	; 9F`
	; gY``5bbY`	: F 5`
	:]XY`]ci g`A Uf]Y! >cggY`	: F 5`
D\chc[fUd\Yf`	<Y]a _Yb`5I Y`	; 9F`
>ci fbU`]gh`	<i Y\bYf[Ufh`7\Uf`m`	; 9F`

HYWb]W`CZZVU`g

: i bV]cb	BUa Y	BC7`
HYWb]W`8Y`Y[UH`g`	F cW`A][i Y`	9GD`
	A i Y`Ya UH`Yf`DY`hYf`	GI =
=<: `cZZVU`g`	GhY]bVUW`?`UfhUb`	=G@
	6i`A Ufnci e`BUgYf`	? I K`
HYWb]W`cZZVU`g`	5`\`7\f]ghYf`	I G5`
f]bW`A YX]W`CZZVU`gk`	5``6U`fUb]5``>U`]A]fnU`5gUX`	6FB`
	5`!@U]`5\`a YX`5Xi`	? I K`
	6ci Ua fU`GU]X`	5@`
	: Ui fY`6YfbUfX`	: F 5`
	: cbgYW`K U`Xnf`	6F 5`
	8f``9`VY`hU[mA YX\Uh`	9; M
	; U`Y[c`F Ua cb`	9GD`
	>Y[`]W<YfVYfh`	G@C`
	>c\Ubggcb`6Yb[h`	GK 9`
	?cj UVg`DY`hYf`	<I B`
	?cn\i _\cj`5`YI UbXYf`	F I G`
	BfB`cmY`6UVUWf`	G9B`
	DfUi gY`A UbZFYX`	; 9F`
	E i Yf`6]UbW`	; 9F`
	G]WY`gW`a]Xh`DY`hYf`	; 9F`
	Gci VfUbbY`D\]`]dY`	: F 5`
	Gd} hY`7\f]gh]UbY`	; 9F`
	GdUYhY`8]Yhf]W`	; 9F`
	Ghfi V`DUhf]W`	; 9F`
	HUVcfg_m: fUb]gY_`	7N9`

.	L\cbbYi l 'Fc[Yf'	69@
FYZfYYg'	fP&L'6cmY'>Ub'	89B'
.	f&L'>YbgYb'6'UfbY! A i b_'	89B'
.	fl L'<UggUb'5`m'<UggUb'	9; M
.	f(L'GY'ja 'MuggYf'	9; M
.	f) L'6fYhc '@Ycb'J]WbhY'	9GD'
.	f* L'<i Y'jb'Hf]'c'>cgY'5bhc]c'	9GD'
.	fl+L'6cfX';]`Yg'	: F 5'
.	fl L'6i mC`j]]Yf'	: F 5'
.	fl L'@Ya a Y': fUb_'	; 9F'
.	fP\$&L' l ``f]W'6YfbX'	; 9F'
.	fP%&L'6Uj Ug': ch]g'	; F 9
.	fP&L'A][Ug'Gch]f]g'	; F 9
.	fP% L'5fbU'Xggcb'GHYZUb'	=G@
.	fP(L'J]XUfggcb'; i bbUf'	=G@
.	fP(Q L'BUWYj g_] '8fU[Ub'	A ? 8'
.	fP* L'BUWYj g_] 'A Uf'Ub'	A ? 8'
.	fP+L'C]Y'Gj Y]b'C'Uj'	BCF'
.	fP% L'Hc[ghUX'Cmj]bX'	BCF'
.	fP& L'6Ui a 'A]fcg'Uk'	DC@
.	fP&\$&L'; cfU'Wm_ 'A UfY_'	DC@
.	fP%&L'; UfX]bcj UW_] 'Ncf]WJ'	G7; '
.	fP&&L'A Uf]W6fUb_U'	G7; '
.	fP' L'DcnYnb]_ '>Ub_c'	G@C'
.	fP(L'F YdYbgY_ '8Uf_c'	G@C'
.	fP&) L'<Ubggcb' 'DYhYf'	GK 9'
.	fP* L'C`ggcb' 'DYhYf'	GK 9'



Organising Committee
for the Olympic Games
ATHENS 2004

Comité d'Organisation
des Jeux Olympiques
ATHÈNES 2004