



ATHENS 2004



# Canoe/Kayak Slalom Racing

17 - 20 August

# Canoë-kayak Slalom

17 - 20 août

OFFICIAL RESULTS BOOK

BROCHURE DES RESULTATS OFFICIELS





## Entry by NOC

Λίστα Συμμετοχών ανά Χώρα / Entrée par nation

As of SUN 15 AUG 2004

NOC Code	NOC	Name	Bib Number	Event Code	Date of Birth	Height m/ft in	Weight kg/lbs
<b>AUS</b>	<b>Australia</b>	NATOLI Louise	18	K1 W	24 Apr 1979	1.73 / 5'8"	64 / 141
		DRAPER Warwick	13	K1 M	23 Sep 1976	1.86 / 6'1"	79 / 174
		BELL Robin	3	C1 M	16 Nov 1977	1.93 / 6'3"	83 / 182
		BELLOFIORE Mark	5	C2 M	13 Apr 1983	1.73 / 5'8"	69 / 152
		MILNE Lachie	5	C2 M	26 Aug 1978	1.84 / 6'0"	78 / 171
<b>AUT</b>	<b>Austria</b>	OBLINGER-PETERS Violetta	4	K1 W	14 Oct 1977	1.70 / 5'6"	54 / 119
		OBLINGER Helmut	9	K1 M	14 Mar 1973	1.80 / 5'10"	70 / 154
<b>BIH</b>	<b>Bosnia-Herzegovina</b>	SARGANOVIC Emir	24	K1 M	23 Sep 1983	1.74 / 5'8"	72 / 158
<b>CAN</b>	<b>Canada</b>	LANGFORD Margaret	16	K1 W	18 Jul 1970	1.57 / 5'1"	52 / 114
		FORD David	4	K1 M	23 Mar 1967	1.79 / 5'10"	74 / 163
		CARTWRIGHT James	8	C1 M	16 Jun 1976	1.78 / 5'10"	73 / 160
<b>CHN</b>	<b>China</b>	LI Jingjing	19	K1 W	01 Feb 1985	1.68 / 5'6"	55 / 121
		CHEN Fubin	12	C2 M	22 Jan 1978	1.78 / 5'10"	77 / 169
		TIAN Qin	12	C2 M	30 Aug 1983	1.73 / 5'8"	65 / 143
<b>CRO</b>	<b>Croatia</b>	MULIC Dinko	21	K1 M	08 Sep 1983	1.88 / 6'2"	75 / 165
		HERCEG Danko	16	C1 M	30 Aug 1974	1.76 / 5'9"	78 / 171
<b>CZE</b>	<b>Czech Republic</b>	HILGERTOVA Stepanka	14	K1 W	10 Apr 1968	1.64 / 5'4"	55 / 121
		PAVELKOVA Irena	5	K1 W	05 Sep 1974	1.62 / 5'3"	60 / 132
		RAAB Ondrej	22	K1 M	20 Jun 1973	1.82 / 5'11"	78 / 171
		INDRUCH Tomas	14	C1 M	10 May 1976	1.86 / 6'1"	80 / 176
		JIRAS Marek	7	C2 M	18 Aug 1976	1.70 / 5'6"	60 / 132
		MADER Tomas	7	C2 M	18 Apr 1974	1.65 / 5'4"	68 / 149
		STEPANEK Ondrej	8	C2 M	28 Nov 1979	1.73 / 5'8"	75 / 165
		VOLF Jaroslav	8	C2 M	29 Sep 1979	1.77 / 5'9"	75 / 165
<b>ESP</b>	<b>Spain</b>	JUANMARTI Carles	17	K1 M	20 Dec 1978	1.75 / 5'8"	65 / 143
		SANGRA Jordi	10	C1 M	27 Jul 1980	1.63 / 5'4"	62 / 136



## Entry by NOC

Λίστα Συμμετοχών ανά Χώρα / Entrée par nation

As of **SUN 15 AUG 2004**

NOC Code	NOC	Name	Bib Number	Event Code	Date of Birth	Height m/ft in	Weight kg/lbs
<b>FRA</b>	<b>France</b>	DICKENS Peggy	3	K1 W	08 Dec 1975	1.73 / 5'8"	60 / 132
		LEFEVRE Fabien	11	K1 M	18 Jun 1982	1.78 / 5'10"	70 / 154
		PESCHIER Benoît	7	K1 M	21 May 1980	1.77 / 5'9"	75 / 165
		ESTANGUET Tony	1	C1 M	06 May 1978	1.85 / 6'0"	75 / 165
		PESCHIER Nicolas	9	C1 M	16 May 1984	1.70 / 5'6"	76 / 167
		QUEMERAIS Philippe	9	C2 M	02 Jul 1971	1.65 / 5'4"	65 / 143
		LE PENNEC Yann	9	C2 M	27 Nov 1974	1.73 / 5'8"	67 / 147
<b>GBR</b>	<b>Great Britain</b>	REEVES Helen	9	K1 W	06 Sep 1980	1.73 / 5'8"	56 / 123
		WALSH Campbell	2	K1 M	26 Nov 1977	1.73 / 5'8"	64 / 141
		MCINTOSH Stuart	4	C1 M	08 Jun 1975	1.68 / 5'6"	72 / 158
		BOWMAN Stuart	10	C2 M	13 Feb 1975	1.58 / 5'2"	76 / 167
		SMITH Nicholas	10	C2 M	15 Nov 1969	1.88 / 6'2"	77 / 169
<b>GER</b>	<b>Germany</b>	BONGARDT Jennifer	8	K1 W	08 Sep 1982	1.68 / 5'6"	64 / 141
		PLANERT Mandy	2	K1 W	26 Jan 1975	1.71 / 5'7"	64 / 141
		EWALD Jens	15	K1 M	30 Jul 1983	1.85 / 6'0"	77 / 169
		SCHMIDT Thomas	1	K1 M	18 Feb 1976	1.72 / 5'7"	69 / 152
		PFANNMOELLER Stefan	2	C1 M	04 Dec 1980	1.85 / 6'0"	82 / 180
		BAHMANN Christian	2	C2 M	22 Jul 1981	1.73 / 5'8"	68 / 149
		BECKER Marcus	3	C2 M	11 Sep 1981	1.78 / 5'10"	76 / 167
		HENZE Stefan	3	C2 M	03 May 1981	1.77 / 5'9"	75 / 165
SENFTE Michael	2	C2 M	28 Sep 1972	1.80 / 5'10"	74 / 163		
<b>GRE</b>	<b>Greece</b>	FEREKIDI Maria	13	K1 W	02 Dec 1981	1.63 / 5'4"	56 / 123
		DIMITRIOU Alexandros	20	K1 M	15 Dec 1980	1.76 / 5'9"	75 / 165
		TSAKMAKIS Christos	15	C1 M	06 Sep 1987	1.70 / 5'6"	64 / 141
<b>IRL</b>	<b>Ireland</b>	NI CHALLARAIN Eadaoin	12	K1 W	19 Sep 1975	1.75 / 5'8"	65 / 143
		RHEINISCH Eoin	6	K1 M	21 Feb 1980	1.80 / 5'10"	74 / 163
<b>ITA</b>	<b>Italy</b>	GIAIPRON Maria Cristina	11	K1 W	21 Aug 1974	1.68 / 5'6"	59 / 130
		FERRAZZI Pierpaolo	5	K1 M	23 Jul 1965	1.78 / 5'10"	73 / 160
		BENETTI Andrea	6	C2 M	28 Jun 1980	1.74 / 5'8"	68 / 149
<b>MASOERO Erik</b>		MASOERO Erik	6	C2 M	02 Jan 1976	1.79 / 5'10"	76 / 167
<b>MKD</b>	<b>Fr. Yug. Rep. Macedonia</b>	POPOVSKI Lazar	25	K1 M	19 May 1975	1.74 / 5'8"	70 / 154
<b>NED</b>	<b>Netherlands</b>	BRAAT Floris	23	K1 M	29 Sep 1979	1.80 / 5'10"	74 / 163
		OUD Sam	12	K1 M	03 Sep 1978	1.86 / 6'1"	90 / 198



## Entry by NOC

Λίστα Συμμετοχών ανά Χώρα / Entrée par nation

As of SUN 15 AUG 2004

NOC Code	NOC	Name	Bib Number	Event Code	Date of Birth	Height m/ft in	Weight kg/lbs
<b>POL</b>	<b>Poland</b>	STANUCH Agnieszka	17	K1 W	21 Nov 1979	1.63 / 5'4"	63 / 138
		POLACZYK Grzegorz	16	K1 M	02 Jul 1985	1.81 / 5'11"	73 / 160
		SUPOWICZ Krzysztof	11	C1 M	13 Feb 1984	1.77 / 5'9"	73 / 160
		WIECZOREK Mariusz	12	C1 M	14 Mar 1976	1.87 / 6'1"	81 / 178
		POCHWALA Marcin	11	C2 M	14 Feb 1984	1.81 / 5'11"	73 / 160
		SARNA Pawel	11	C2 M	12 Jun 1984	1.80 / 5'10"	66 / 145
<b>SLO</b>	<b>Slovenia</b>	MALI Nada	10	K1 W	21 Oct 1979	1.76 / 5'9"	62 / 136
		KODELJA Uros	10	K1 M	15 Aug 1974	1.68 / 5'6"	67 / 147
		HOCEVAR Simeon	6	C1 M	27 Feb 1974	1.72 / 5'7"	70 / 154
<b>SUI</b>	<b>Switzerland</b>	EL DESOUKI Nagwa	7	K1 W	02 Apr 1971	1.72 / 5'7"	58 / 127
		KURT Michael	8	K1 M	02 Apr 1980	1.81 / 5'11"	78 / 171
		DUERRENMATT Ronnie	7	C1 M	30 May 1979	1.75 / 5'8"	69 / 152
<b>SVK</b>	<b>Slovakia</b>	KALISKA Elena	1	K1 W	19 Jan 1972	1.72 / 5'7"	66 / 145
		STACHEROVA Gabriela	6	K1 W	04 Feb 1980	1.76 / 5'9"	69 / 152
		SAJBIDOR Jan	3	K1 M	29 Nov 1982	1.85 / 6'0"	78 / 171
		MARTIKAN Michal	5	C1 M	18 May 1979	1.71 / 5'7"	74 / 163
		HOCHSCHORNER Pavol	1	C2 M	07 Sep 1979	1.75 / 5'8"	75 / 165
		HOCHSCHORNER Peter	1	C2 M	07 Sep 1979	1.88 / 6'2"	80 / 176
<b>TOG</b>	<b>Togo</b>	BOUKPETI Benjamin K.Thomas	14	K1 M	04 Aug 1981	1.75 / 5'8"	71 / 156
<b>USA</b>	<b>United States</b>	GIDDENS Rebecca	15	K1 W	19 Sep 1977	1.70 / 5'6"	63 / 138
		HEYL Brett	18	K1 M	29 Oct 1981	1.77 / 5'9"	70 / 154
		PARSONS Scott	19	K1 M	27 Mar 1979	1.75 / 5'8"	70 / 154
		ENNIS JR Chris	13	C1 M	13 Jul 1976	1.85 / 6'0"	71 / 156
		JACOBI Joseph	4	C2 M	26 Sep 1969	1.75 / 5'8"	75 / 165
		TAYLOR Matthew	4	C2 M	23 Apr 1970	1.82 / 5'11"	79 / 174

**Legend:**

C1 - Canoe Single    K1 - Kayak Single    C2 - Canoe Double    M - Men    W - Women



## Number of Entries by NOC

Αριθμός Συμμετοχών ανά Χώρα / Nombre d'entrée par nation

As of SUN 15 AUG 2004

NOC Code	NOC	Men				Women		Total	
		Boats			Competitors	Boats K1	Competitors	Boats	Competitors
		K1	C1	C2					
AUS	Australia	1	1	1	4	1	1	4	5
AUT	Austria	1			1	1	1	2	2
BIH	Bosnia-Herzegovina	1			1			1	1
CAN	Canada	1	1		2	1	1	3	3
CHN	China			1	2	1	1	2	3
CRO	Croatia	1	1		2			2	2
CZE	Czech Republic	1	1	2	6	2	2	6	8
ESP	Spain	1	1		2			2	2
FRA	France	2	2	1	6	1	1	6	7
GBR	Great Britain	1	1	1	4	1	1	4	5
GER	Germany	2	1	2	7	2	2	7	9
GRE	Greece	1	1		2	1	1	3	3
IRL	Ireland	1			1	1	1	2	2
ITA	Italy	1		1	3	1	1	3	4
MKD	Fr. Yug. Rep. Macedonia	1			1			1	1
NED	Netherlands	2			2			2	2
POL	Poland	1	2	1	5	1	1	5	6
SLO	Slovenia	1	1		2	1	1	3	3
SUI	Switzerland	1	1		2	1	1	3	3
SVK	Slovakia	1	1	1	4	2	2	5	6
TOG	Togo	1			1			1	1
USA	United States	2	1	1	5	1	1	5	6
<b>Total</b>	<b>22</b>	<b>25</b>	<b>16</b>	<b>12</b>	<b>65</b>	<b>19</b>	<b>19</b>	<b>72</b>	<b>84</b>

**Legend:**

C1 - Canoe Single    K1 - Kayak Single    C2 - Canoe Double

## 7ca dYHjcb 'CZZVU'g

: i bVWjcb	BUa Y	BC7
=7: 'DF 9G=89BH	: 9@8<C:: 'l 'f]VX	; 9F
>l F MA 9A 69F G	: 9@8<C:: 'l 'f]VX	; 9F
	J 9BCH'A UfW''	: F 5
	HCA 5G=B=G''>cUc'	6F 5
	7CB: CFH=: fUbWgVt'	=H5
	GA =F @G '@=5? 5H5G'7\ f]ghcg'	; F 9
H97<B=75@89@9; 5H9	<CF GH9F 'DYHf'	; 9F
7<=9: 'C: : =7=5@	69<G' 5bXfY'	6F 5
7<=9: >l 8; 9	?l 8@=? 'NV][ b]Yk '	DC@
5GG=GH5BH'7<=9: '>l 8; 9	? 5FMB=G'B_l'c'Ucg'	; F 9
7<=9: 'C: 'G7CF =B;	? 5@CA 6F 5HGCI 'A Uf]U'	; F 9
G7CF =B; 'C: : =79'7CBHFC@	GI 9'>JbYg'	; 6F
7CI FG9'89G=; B'GI 67CAA =HH99	?l 8@=? 'NV][ b]Yk '	DC@
	69<G' 5bXfY'	6F 5
	: CF; l 9G'K ]Z]X'	: F 5
DF 9'GH5F H9F '=f@U_Yt	7<5F =85G'; Ycf[ ]cg	; F 9
DF 9'GH5F H9F '=f]7fUHfL	5B5; =5BB=G'GHJ fcg	; F 9
GH5F H9F	8=C7<BCI 'A Uf]U'	; F 9
GH5F H'Z 'DF 9GH5F H'7CBHFC@	: CF; l 9G'K ]Z]X	: F 5
: =B=G<'>l 8; 9	A 8'F 58N=8UHf'	A 5G
H=A 9'? 99D9F 'GH5F H'	GH5A CI '@=8]a ]hfU'	; F 9
H=A 9'? 99D9F ': =B=G<	D5D7<5HN=5H UbUg]U'	; F 9
6C5H'7CBHFC@@9F G	D5B5; CDCI @CG'; Ycf[ ]cg'	; F 9
	7=F =B=J ]f]c]c'	=H5
	? CGA 5'A Uf_Y'U'	; F 9
H97<B=75@CF; 5B=G9F	? CI ? =5F =A Uf]U'	; F 9
G5: 9HMC: : =79F	D5G7<CG'A ]bUg'	; F 9
A 98=75@C: : =79F	A 57? 9BN=9'8f'8cbU'X'	75B
A 98=5'C: : =79F	A 57@9C 8'8Uj Y'	FG5
G97H=CB '>l 8; 9	LI ' ; Ub[ '	7<B
	FC@979? '@ XY_'	7N9
	@9'D9BB97 '>YUb'M] Yg'	: F 5
	G=9? A 5BB': fUb_'	; 9F
	8f5B; 9@C'; ]i gYddY'	=H5
	D5>9? '8Y'Ub'	G@C
	D=579? '>Ub'	GJ?
	K 9GH7CHH'? Uf]U'	l G5
; 5H9'>l 8; 9	B5HC @=Gi Y'	5l G
	D5FGCB 'A UI '	5l G
	<l 69FH'9fk ]b'	5l H
	; C@8657?'; i YbhYf'>cUWX]a	5l H
	@9FI H<'F Uma cbX'	69@
	FCB; 'L]Uc'f b'	7<B
	FC@97?CJ 5'@Vi gY'	7N9
	A 5FH=B 9N'J 9G; 5': fUbWgVt'	9GD
	D5BB 9B'K ]''	; 9F
	K 9HN=; '>JW_m	; 6F
	K 5@? 9F '>Ybb]Zyf'	; 6F
	? 5@=5BH5'MiUdUbh]	; F 9
	A DC; 85B=G'8]a ]f]cg'	; F 9
	J 5B'9B; 9FG'>JUd'	B98

HI A 5'6cfi h'

G@C

G7<9I B9F'<Y]bn'

GI =

D=57?CJ 5'?'UhJ'

GJ ?



## Competition Summary

Περίληψη Αγώνων / Resume des competitions

As of FRI 20 AUG 2004

K1 Men			C1 Men			C2 Men			K1 Women		
Rank	NOC Code	Name	Rank	NOC Code	Name	Rank	NOC Code	Name	Rank	NOC Code	Name

### FINAL

1	FRA	PESCHIER Benoit	1	FRA	ESTANGUET Tony	1	SVK	HOCHSCHORNER HOCHSCHORNER	1	SVK	KALISKA Elena
3	FRA	LEFEVRE Fabien	2	SVK	MARTIKAN Michal	2	GER	BECKER HENZE	2	USA	GIDDENS Rebecca
2	GBR	WALSH Campbell	3	GER	PFANNMOELLER Stefan	3	CZE	VOLF STEPANEK	3	GBR	REEVES Helen
4	CAN	FORD David	4	AUS	BELL Robin	4	GER	BAHMANN SENF	4	FRA	DICKENS Peggy
5	GER	SCHMIDT Thomas	5	CZE	INDRUCH Tomas	5	FRA	QUEMERAIS LE PENNEC	5	CZE	HILGERTOVA Stepanka
6	USA	PARSONS Scott	6	SLO	HOCEVAR Simeon	6	ITA	BENETTI MASOERO	6	SUI	EL DESOUKI Nagwa
7	POL	POLACZYK Grzegorz	7	ESP	SANGRA Jordi				7	AUS	NATOLI Louise
8	NED	OUD Sam	8	GBR	MCINTOSH Stuart				8	ITA	GIAIPRON Maria Cristina
9	AUS	DRAPER Warwick							9	GER	BONGARDT Jennifer
10	SLO	KODELJA Uros							10	SVK	STACHEROVA Gabriela

### SEMIFINAL

11	ESP	JUANMARTI Carles	9	CAN	CARTWRIGHT James	7	CZE	JIRAS MADER	11	IRL	NI CHALLARAIN Eadaoin
12	SVK	SAJBIDOR Jan	10	POL	WIECZOREK Mariusz	8	USA	TAYLOR JACOBI	12	AUT	OBLINGER-PETERS Violetta
13	AUT	OBLINGER Helmut	11	SUI	DUERRENMATT Ronnie	9	GBR	BOWMAN SMITH	13	POL	STANUCH Agnieszka
14	CZE	RAAB Ondrej	12	CRO	HERCEG Danko	10	POL	POCHWALA SARNA	14	GER	PLANERT Mandy
15	USA	HEYL Brett							15	CZE	PAVELKOVA Irena
16	MKD	POPOVSKI Lazar									
17	NED	BRAAT Floris									
18	TOG	BOUKPETI Benjamin K.Thomas									
19	ITA	FERRAZZI Pierpaolo									
20	SUI	KURT Michael									

### HEATS

21	IRL	RHEINISCH Eoin	13	POL	SUPOWICZ Krzysztof	11	CHN	CHEN TIAN	16	CAN	LANGFORD Margaret
22	CRO	MULIC Dinko	14	FRA	PESCHIER Nicolas	12	AUS	BELLOFIORE MILNE	17	GRE	FEREKIDI Maria
23	BIH	SARGANOVIC Emir	15	GRE	TSAKMAKIS Christos				18	CHN	LI Jingjing
24	GRE	DIMITRIOU Alexandros	16	USA	ENNIS JR Chris				19	SLO	MALI Nada
25	GER	EWALD Jens									





ATHENS 2004



## Competition Summary

Περίληψη Αγώνων / Resume des competitions

As of FRI 20 AUG 2004

K1 Men			C1 Men			C2 Men			K1 Women		
Rank	NOC Code	Name	Rank	NOC Code	Name	Rank	NOC Code	Name	Rank	NOC Code	Name

**Legend:**

C1 - Canoe Single    K1 - Kayak Single    C2 - Canoe Double



## Final placing by NOC

Τελική Κατάταξη ανά Χώρα / Classement final par Nation

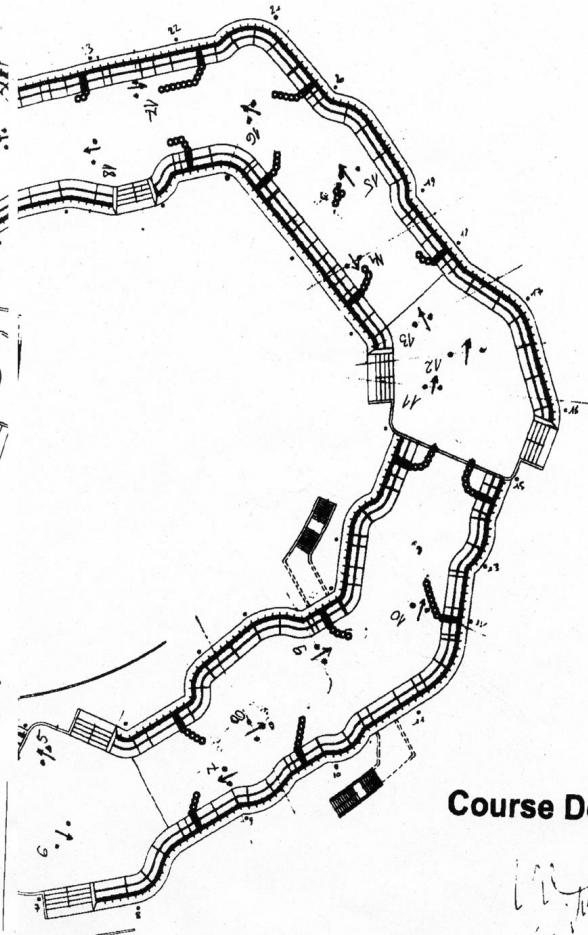
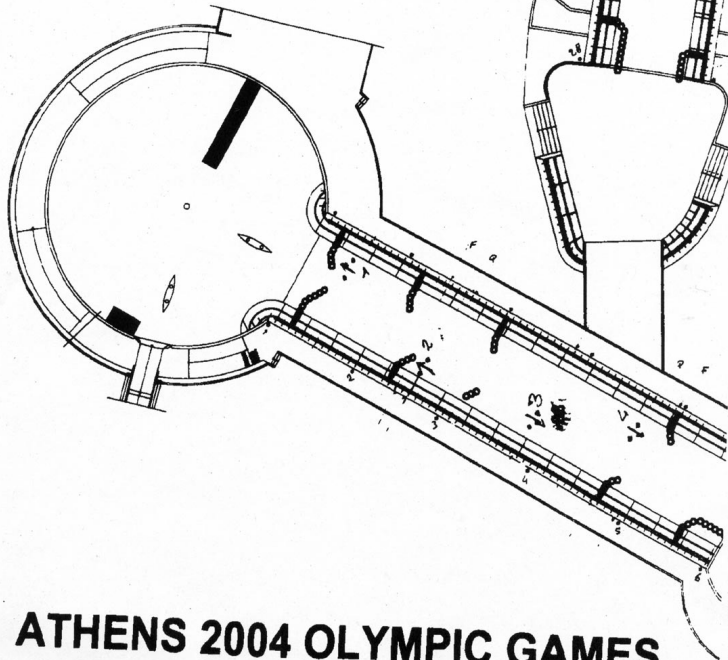
**As of FRI 20 AUG 2004**

NOC Code	NOC	Men			Women
		K1	C1	C2	K1
AUS	Australia	9th	4th	12th	7th
AUT	Austria	13th			12th
BIH	Bosnia-Herzegovina	23rd			
CAN	Canada	4th	9th		16th
CHN	China			11th	18th
CRO	Croatia	22nd	12th		
CZE	Czech Republic	14th	5th	3rd and 7th	5th and 15th
ESP	Spain	11th	7th		
FRA	France	1st and 3rd	1st and 14th	5th	4th
GBR	Great Britain	2nd	8th	9th	3rd
GER	Germany	5th and 25th	3rd	2nd and 4th	9th and 14th
GRE	Greece	24th	15th		17th
IRL	Ireland	21st			11th
ITA	Italy	19th		6th	8th
MKD	Fr. Yug. Rep. Macedonia	16th			
NED	Netherlands	8th and 17th			
POL	Poland	7th	10th and 13th	10th	13th
SLO	Slovenia	10th	6th		19th
SUI	Switzerland	20th	11th		6th
SVK	Slovakia	12th	2nd	1st	1st and 10th
TOG	Togo	18th			
USA	United States	6th and 15th	16th	8th	2nd

**Legend:**

C1 - Canoe Single    K1 - Kayak Single    C2 - Canoe Double

# COURSE MAP



## ATHENS 2004 OLYMPIC GAMES

Olympic C/K Slalom Center  
Field of Play

Scale 1/500

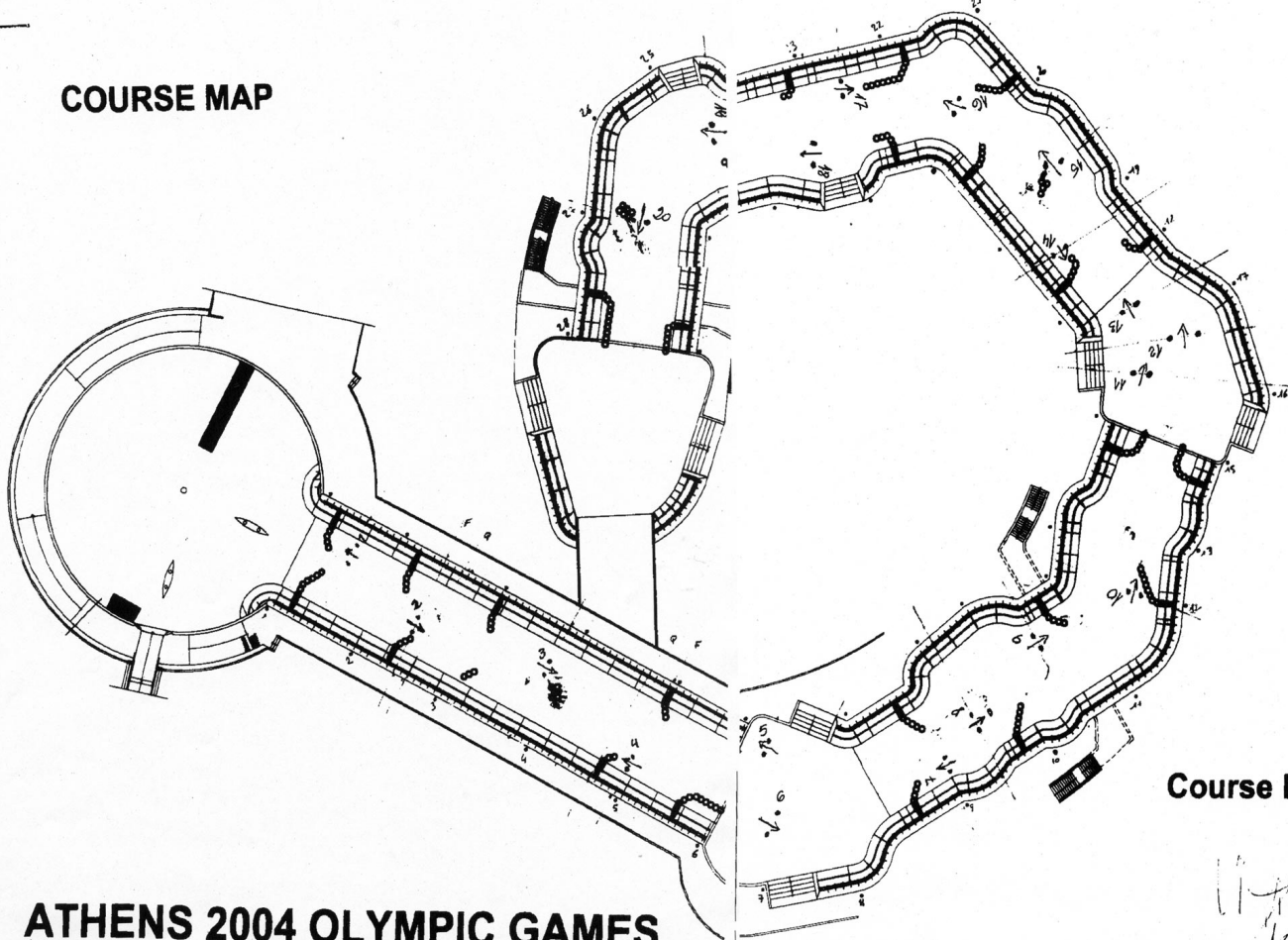
*100ft*  
*Qualt*  
*150ft*

Course Designers:

*W. J. ...*  
*...*

*Qualt*

# COURSE MAP



## ATHENS 2004 OLYMPIC GAMES

Olympic C/K Slalom Center  
Field of Play

Scale 1/500

*light*  
Final course

*11/1/03*  
2/10/2004 15:45 1

changes gates:  
2, 3, 4, 6, 12 and 18

Final course

Course Designers:

*[Handwritten signature]*  
*Shelby G.*



## Results List / Heats - 1st and 2nd Run

Επίσημη Λίστα Αποτελεσμάτων / Προκριματικοί 1 και 2 / Liste des résultats / Eliminatoires - Manches 1 et 2

Rk	Bib No.	Name	NOC Code	1st Run				2nd Run				Total	
				Time	Pen. Sec.	Total Time	Rk	Time	Pen. Sec.	Total Time	Rk	Time	Behind
1	8	BONGARDT Jennifer	GER	102.96	0	102.96	1	105.24	4	109.24	4	<b>212.20</b>	0.00
2	1	KALISKA Elena	SVK	104.24	0	104.24	2	108.41	0	108.41	3	<b>212.65</b>	+0.45
3	9	REEVES Helen	GBR	110.12	0	110.12	5	103.51	0	103.51	1	<b>213.63</b>	+1.43
4	6	STACHEROVA Gabriela	SVK	110.08	0	110.08	4	110.58	4	114.58	11	<b>224.66</b>	+12.46
5	15	GIDDENS Rebecca	USA	108.36	0	108.36	3	112.58	4	116.58	15	<b>224.94</b>	+12.74
6	2	PLANERT Mandy	GER	114.90	0	114.90	7	108.87	2	110.87	6	<b>225.77</b>	+13.57
7	4	OBLINGER-PETERS Violetta	AUT	108.95	2	110.95	6	111.45	4	115.45	14	<b>226.40</b>	+14.20
8	18	NATOLI Louise	AUS	113.83	2	115.83	8	109.38	2	111.38	=7	<b>227.21</b>	+15.01
9	5	PAVELKOVA Irena	CZE	116.08	0	116.08	9	111.38	0	111.38	=7	<b>227.46</b>	+15.26
10	7	EL DESOUKI Nagwa	SUI	110.38	8	118.38	12	110.27	0	110.27	5	<b>228.65</b>	+16.45
11	14	HILGERTOVA Stepanka	CZE	117.05	0	117.05	11	111.70	0	111.70	9	<b>228.75</b>	+16.55
12	3	DICKENS Peggy	FRA	111.31	10	121.31	14	106.27	2	108.27	2	<b>229.58</b>	+17.38
13	11	GIAIPRON Maria Cristina	ITA	116.18	0	116.18	10	112.59	2	114.59	12	<b>230.77</b>	+18.57
14	17	STANUCH Agnieszka	POL	116.57	2	118.57	13	113.32	2	115.32	13	<b>233.89</b>	+21.69
15	12	NI CHALLARAIN Eadaoin	IRL	117.42	4	121.42	15	115.33	4	119.33	16	<b>240.75</b>	+28.55
16	16	LANGFORD Margaret	CAN	117.02	6	123.02	16	119.89	2	121.89	17	<b>244.91</b>	+32.71
17	13	FEREKIDI Maria	GRE	118.85	6	124.85	17	125.43	0	125.43	18	<b>250.28</b>	+38.08
18	19	LI Jingjing	CHN	132.07	2	134.07	18	119.85	6	125.85	19	<b>259.92</b>	+47.72
19	10	MALI Nada	SLO	113.65	52	165.65	19	110.83	2	112.83	10	<b>278.48</b>	+66.28

Legend:

K1 - Kayak Single Rk - Rank Bib No. - Bib Number Pen. Sec. - Penalty Second



Race analysis / Heats - 1st and 2nd Run

Ανάλυση Αγώνα / Προκριματικοί 1 και 2 / Analyse de course / Eliminatoires - Manches 1 et 2

Rk.	Bib No.	Name	NOC Code	Phase Total																										
				Pen. Sec.	Run Time																									
Start Order	Ph./Run	Rk	1	2	3	4	5	6	7	8	9	10	11	12	13	14	15	16	17	18	19	20	21	22	23	24	25	Run Time	Run Total	
Split Time 1												Split Time 2																		
<b>1</b>	<b>8</b>	<b>BONGARDT Jennifer</b>	<b>GER</b>		<b>212.20</b>																									
12	1	1	-	-	-	-	-	-	-	-	-	-	-	-	-	-	-	-	-	-	-	-	-	-	-	-	-	0	102.96	102.96
12	2	4	-	-	-	-	-	-	-	2	-	-	-	-	-	-	-	-	-	-	2	-	-	-	-	-	-	4	105.24	109.24
	1		Split Time 1											45.37	Split Time 2											79.65				
	2		Split Time 1											46.91	Split Time 2											82.27				
<b>2</b>	<b>1</b>	<b>KALISKA Elena</b>	<b>SVK</b>		<b>212.65</b>																									
19	1	2	-	-	-	-	-	-	-	-	-	-	-	-	-	-	-	-	-	-	-	-	-	-	-	-	-	0	104.24	104.24
19	2	3	-	-	-	-	-	-	-	-	-	-	-	-	-	-	-	-	-	-	-	-	-	-	-	-	-	0	108.41	108.41
	1		Split Time 1											48.41	Split Time 2											81.98				
	2		Split Time 1											48.11	Split Time 2											83.09				
<b>3</b>	<b>9</b>	<b>REEVES Helen</b>	<b>GBR</b>		<b>213.63</b>																									
11	1	5	-	-	-	-	-	-	-	-	-	-	-	-	-	-	-	-	-	-	-	-	-	-	-	-	-	0	110.12	110.12
11	2	1	-	-	-	-	-	-	-	-	-	-	-	-	-	-	-	-	-	-	-	-	-	-	-	-	-	0	103.51	103.51
	1		Split Time 1											51.19	Split Time 2											86.21				
	2		Split Time 1											46.45	Split Time 2											80.55				
<b>4</b>	<b>6</b>	<b>STACHEROVA Gabriela</b>	<b>SVK</b>		<b>224.66</b>																									
14	1	4	-	-	-	-	-	-	-	-	-	-	-	-	-	-	-	-	-	-	-	-	-	-	-	-	-	0	110.08	110.08
14	2	11	-	-	-	-	-	-	-	-	-	-	-	-	-	-	-	2	2	-	-	-	-	-	-	-	-	4	110.58	114.58
	1		Split Time 1											48.50	Split Time 2											85.32				
	2		Split Time 1											50.29	Split Time 2											85.54				
<b>5</b>	<b>15</b>	<b>GIDDENS Rebecca</b>	<b>USA</b>		<b>224.94</b>																									
5	1	3	-	-	-	-	-	-	-	-	-	-	-	-	-	-	-	-	-	-	-	-	-	-	-	-	-	0	108.36	108.36
5	2	15	-	-	-	-	-	-	-	2	-	-	-	-	-	-	2	-	-	-	-	-	-	-	-	-	-	4	112.58	116.58
	1		Split Time 1											49.22	Split Time 2											84.19				
	2		Split Time 1											50.23	Split Time 2											85.69				
<b>6</b>	<b>2</b>	<b>PLANERT Mandy</b>	<b>GER</b>		<b>225.77</b>																									
18	1	7	-	-	-	-	-	-	-	-	-	-	-	-	-	-	-	-	-	-	-	-	-	-	-	-	-	0	114.90	114.90
18	2	6	-	-	-	-	-	-	2	-	-	-	-	-	-	-	-	-	-	-	-	-	-	-	-	-	-	2	108.87	110.87
	1		Split Time 1											47.13	Split Time 2											88.57				
	2		Split Time 1											47.49	Split Time 2											83.97				
<b>7</b>	<b>4</b>	<b>OBLINGER-PETERS Violetta</b>	<b>AUT</b>		<b>226.40</b>																									
16	1	6	-	-	-	-	-	-	-	2	-	-	-	-	-	-	-	-	-	-	-	-	-	-	-	-	-	2	108.95	110.95
16	2	14	-	-	-	-	-	-	-	-	2	-	-	-	-	-	2	-	-	-	-	-	-	-	-	-	-	4	111.45	115.45
	1		Split Time 1											47.40	Split Time 2											83.98				
	2		Split Time 1											48.77	Split Time 2											84.20				



**Race analysis / Heats - 1st and 2nd Run**

Ανάλυση Αγώνα / Προκριματικοί 1 και 2 / Analyse de course / Eliminatoires - Manches 1 et 2

Rk.	Bib No.	Name	NOC Code	Phase Total																										
				Pen. Sec.	Run Time																									
Start Order	Ph./Run	Rk	1	2	3	4	5	6	7	8	9	10	11	12	13	14	15	16	17	18	19	20	21	22	23	24	25	Run Total		
Split Time 1											Split Time 2																			
<b>8</b>	18	<b>NATOLI Louise</b>	<b>AUS</b>																										<b>227.21</b>	
	2	1	8	2	-	-	-	-	-	-	-	-	-	-	-	-	-	-	-	-	-	-	-	-	-	-	-	2	113.83	115.83
	2	2	=7	-	-	-	-	-	-	2	-	-	-	-	-	-	-	-	-	-	-	-	-	-	-	-	2	109.38	111.38	
		1		Split Time 1								50.18	Split Time 2								88.36									
		2		Split Time 1								49.75	Split Time 2								85.20									
<b>9</b>	5	<b>PAVELKOVA Irena</b>	<b>CZE</b>																										<b>227.46</b>	
	15	1	9	-	-	-	-	-	-	-	-	-	-	-	-	-	-	-	-	-	-	-	-	-	-	-	-	0	116.08	116.08
	15	2	=7	-	-	-	-	-	-	-	-	-	-	-	-	-	-	-	-	-	-	-	-	-	-	-	0	111.38	111.38	
		1		Split Time 1								48.70	Split Time 2								86.18									
		2		Split Time 1								49.30	Split Time 2								87.02									
<b>10</b>	7	<b>EL DESOUKI Nagwa</b>	<b>SUI</b>																										<b>228.65</b>	
	13	1	12	-	-	-	-	-	-	2	-	2	2	-	2	-	-	-	-	-	-	-	-	-	-	-	8	110.38	118.38	
	13	2	5	-	-	-	-	-	-	-	-	-	-	-	-	-	-	-	-	-	-	-	-	-	-	0	110.27	110.27		
		1		Split Time 1								47.28	Split Time 2								84.93									
		2		Split Time 1								46.42	Split Time 2								81.96									
<b>11</b>	14	<b>HILGERTOVA Stepanka</b>	<b>CZE</b>																										<b>228.75</b>	
	6	1	11	-	-	-	-	-	-	-	-	-	-	-	-	-	-	-	-	-	-	-	-	-	-	-	0	117.05	117.05	
	6	2	9	-	-	-	-	-	-	-	-	-	-	-	-	-	-	-	-	-	-	-	-	-	-	0	111.70	111.70		
		1		Split Time 1								47.27	Split Time 2								90.91									
		2		Split Time 1								47.83	Split Time 2								82.67									
<b>12</b>	3	<b>DICKENS Peggy</b>	<b>FRA</b>																										<b>229.58</b>	
	17	1	14	2	-	-	2	2	-	2	-	-	-	-	-	-	-	-	-	-	-	-	-	-	-	2	-	10	111.31	121.31
	17	2	2	-	-	-	-	-	-	-	-	-	-	-	2	-	-	-	-	-	-	-	-	-	-	-	2	106.27	108.27	
		1		Split Time 1								48.62	Split Time 2								83.64									
		2		Split Time 1								46.34	Split Time 2								81.57									
<b>13</b>	11	<b>GIAIPRON Maria Cristina</b>	<b>ITA</b>																										<b>230.77</b>	
	9	1	10	-	-	-	-	-	-	-	-	-	-	-	-	-	-	-	-	-	-	-	-	-	-	-	0	116.18	116.18	
	9	2	12	-	-	-	-	-	-	-	-	-	-	-	-	-	-	-	-	-	2	-	-	-	-	2	112.59	114.59		
		1		Split Time 1								49.07	Split Time 2								85.30									
		2		Split Time 1								49.18	Split Time 2								86.24									
<b>14</b>	17	<b>STANUCH Agnieszka</b>	<b>POL</b>																										<b>233.89</b>	
	3	1	13	-	-	-	-	-	-	-	-	-	-	-	-	-	-	-	-	-	-	-	-	-	-	2	2	116.57	118.57	
	3	2	13	2	-	-	-	-	-	-	-	-	-	-	-	-	-	-	-	-	-	-	-	-	-	2	113.32	115.32		
		1		Split Time 1								48.40	Split Time 2								88.93									
		2		Split Time 1								49.80	Split Time 2								88.65									



### Race analysis / Heats - 1st and 2nd Run

Ανάλυση Αγώνα / Προκριματικοί 1 και 2 / Analyse de course / Eliminatoires - Manches 1 et 2

Rk.	Bib No.	Ph./Run	Rk	Name																									NOC Code	Phase Total								
				1	2	3	4	5	6	7	8	9	10	11	12	13	14	15	16	17	18	19	20	21	22	23	24	25		Pen. Sec.	Run Time	Run Total						
				Split Time 1										Split Time 2																								
15	12			<b>NI CHALLARAIN Eadaoin</b>																									<b>IRL</b>	<b>240.75</b>								
	8	1	15	-	-	-	-	2	-	-	-	-	-	-	-	-	-	-	2	-	-	-	-	-	-	-	-	-	-	-	-	-	-	-	4	117.42	121.42	
	8	2	16	-	-	-	-	2	-	-	-	-	-	-	-	-	-	-	-	-	-	-	-	-	-	-	-	-	-	-	-	-	-	-	4	115.33	119.33	
	1			Split Time 1										Split Time 2																								
	2			Split Time 1										Split Time 2																								
16	16			<b>LANGFORD Margaret</b>																									<b>CAN</b>	<b>244.91</b>								
	4	1	16	-	-	-	-	-	-	2	-	-	-	-	-	-	-	2	2	-	-	-	-	-	-	-	-	-	-	-	-	-	-	6	117.02	123.02		
	4	2	17	-	-	-	-	-	-	-	2	-	-	-	-	-	-	-	-	-	-	-	-	-	-	-	-	-	-	-	-	-	-	-	2	119.89	121.89	
	1			Split Time 1										Split Time 2																								
	2			Split Time 1										Split Time 2																								
17	13			<b>FEREKIDI Maria</b>																									<b>GRE</b>	<b>250.28</b>								
	7	1	17	2	-	-	-	-	-	-	-	2	-	-	-	-	-	-	-	2	-	-	-	-	-	-	-	-	-	-	-	-	-	6	118.85	124.85		
	7	2	18	-	-	-	-	-	-	-	-	-	-	-	-	-	-	-	-	-	-	-	-	-	-	-	-	-	-	-	-	-	-	-	0	125.43	125.43	
	1			Split Time 1										Split Time 2																								
	2			Split Time 1										Split Time 2																								
18	19			<b>LI Jingjing</b>																									<b>CHN</b>	<b>259.92</b>								
	1	1	18	-	-	2	-	-	-	-	-	-	-	-	-	-	-	-	-	-	-	-	-	-	-	-	-	-	-	-	-	-	-	-	2	132.07	134.07	
	1	2	19	-	-	-	-	-	-	-	-	-	-	2	2	-	-	-	-	-	-	-	-	-	-	-	-	-	-	-	-	-	-	-	-	6	119.85	125.85
	1			Split Time 1										Split Time 2																								
	2			Split Time 1										Split Time 2																								
19	10			<b>MALI Nada</b>																									<b>SLO</b>	<b>278.48</b>								
	10	1	19	2	-	-	-	-	-	50	-	-	-	-	-	-	-	-	-	-	-	-	-	-	-	-	-	-	-	-	-	-	-	-	52	113.65	165.65	
	10	2	10	-	-	-	-	-	-	-	2	-	-	-	-	-	-	-	-	-	-	-	-	-	-	-	-	-	-	-	-	-	-	-	-	2	110.83	112.83
	1			Split Time 1										Split Time 2																								
	2			Split Time 1										Split Time 2																								

Gate Summary	1	2	3	4	5	6	7	8	9	10	11	12	13	14	15	16	17	18	19	20	21	22	23	24	25
Touched	5	0	1	1	4	0	5	4	3	2	1	2	0	4	2	0	2	2	3	1					
Missed	0	0	0	0	0	1	0	0	0	0	0	0	0	0	0	0	0	0	0	0					

**Legend:**  
 K1 - Kayak Single    Ph./Run - Phase or Run number    Bib No. - Bib Number    Rk - Rank    Pen. Sec. - Penalty Second    Pts - Points  
 A - Abandoned







Olympic Canoe/Kayak Centre  
Ολυμπιακό Κέντρο Κανόε/Καγιάκ  
Centre Olympique Canoë/Kayak

ATHENS 2004



WED 18 AUG 2004

## Canoe / Kayak Slalom Racing

Κανόε / Καγιάκ Σλάλομ / Canoë / Kayak Slalom

### Women's K1 Kayak Single

K1 Καγιάκ Μονό Γυναικών / K1 Femmes Kayak monoplace

#### Semi Final

Ημιτελικός / Demi-Finale



## Results List / Semi Final

Επίσημη Λίστα Αποτελεσμάτων / Ημιτελικός / Liste des résultats / Demi-Finale

Rank	Bib No.	Name	NOC Code	Time	Penalty Seconds	Total Time	Behind
1	1	KALISKA Elena	SVK	103.74	0	<b>103.74</b>	0.00
2	3	DICKENS Peggy	FRA	104.95	0	<b>104.95</b>	+1.21
3	8	BONGARDT Jennifer	GER	107.36	0	<b>107.36</b>	+3.62
4	15	GIDDENS Rebecca	USA	107.56	0	<b>107.56</b>	+3.82
5	9	REEVES Helen	GBR	106.90	2	<b>108.90</b>	+5.16
6	11	GIAIPRON Maria Cristina	ITA	109.27	0	<b>109.27</b>	+5.53
7	6	STACHEROVA Gabriela	SVK	109.85	0	<b>109.85</b>	+6.11
8	14	HILGERTOVA Stepanka	CZE	107.31	4	<b>111.31</b>	+7.57
9	7	EL DESOUKI Nagwa	SUI	113.24	0	<b>113.24</b>	+9.50
10	18	NATOLI Louise	AUS	113.72	0	<b>113.72</b>	+9.98
11	12	NI CHALLARAIN Eadaoin	IRL	116.95	0	<b>116.95</b>	+13.21
12	4	OBLINGER-PETERS Violetta	AUT	113.09	4	<b>117.09</b>	+13.35
13	17	STANUCH Agnieszka	POL	116.73	4	<b>120.73</b>	+16.99
14	2	PLANERT Mandy	GER	118.61	4	<b>122.61</b>	+18.87
15	5	PAVELKOVA Irena	CZE	111.49	50	<b>161.49</b>	+57.75

#### Legend:

K1 - Kayak Single    Bib No. - Bib Number



Olympic Canoe/Kayak Centre  
Ολυμπιακό Κέντρο Κανόε/Καγιάκ  
Centre Olympique Canoë/Kayak

ATHENS 2004



WED 18 AUG 2004

## Canoe / Kayak Slalom Racing

Κανόε / Καγιάκ Σλάλομ / Canoë / Kayak Slalom

### Women's K1 Kayak Single

Κ1 Καγιάκ Μονό Γυναικών / K1 Femmes Kayak monoplace

#### Final

Τελικός / Finale



## Result List - SemiFinal and Final

Επίσημη Λίστα Αποτελεσμάτων / Ημιτελικός και Τελικός / Résultats Officiel Demi-Finale et Finale

Rk	Bib No.	Name	NOC Code	Semifinal				Final				Total	
				Time	Pen. Sec.	Total Time	Rk	Time	Pen. Sec.	Total Time	Rk	Time	Behind
1	1	<b>KALISKA Elena</b>	SVK	103.74	0	103.74	1	106.29	0	106.29	1	<b>210.03</b>	0.00
2	15	<b>GIDDENS Rebecca</b>	USA	107.56	0	107.56	4	107.06	0	107.06	2	<b>214.62</b>	+4.59
3	9	<b>REEVES Helen</b>	GBR	106.90	2	108.90	5	105.87	4	109.87	4	<b>218.77</b>	+8.74
4	3	<b>DICKENS Peggy</b>	FRA	104.95	0	104.95	2	107.85	6	113.85	7	<b>218.80</b>	+8.77
5	14	<b>HILGERTOVA Stepanka</b>	CZE	107.31	4	111.31	8	109.44	0	109.44	3	<b>220.75</b>	+10.72
6	7	<b>EL DESOUKI Nagwa</b>	SUI	113.24	0	113.24	9	109.80	2	111.80	5	<b>225.04</b>	+15.01
7	18	<b>NATOLI Louise</b>	AUS	113.72	0	113.72	10	113.72	0	113.72	6	<b>227.44</b>	+17.41
8	11	<b>GIAIPRON Maria Cristina</b>	ITA	109.27	0	109.27	6	116.09	4	120.09	8	<b>229.36</b>	+19.33
9	8	<b>BONGARDT Jennifer</b>	GER	107.36	0	107.36	3	126.30	4	130.30	9	<b>237.66</b>	+27.63
10	6	<b>STACHEROVA Gabriela</b>	SVK	109.85	0	109.85	7	114.62	50	164.62	10	<b>274.47</b>	+64.44

#### Legend:

K1 - Kayak Single Rk - Rank Bib No. - Bib Number Pen. Sec. - Penalty Second



**Race Analysis - SemiFinal and Final**

Ανάλυση Αγώνα / Ημιτελικός και Τελικός / Analyse de course - Demi-Finale and Finale

Rk.	Bib No.	Name	NOC Code																										Phase Total				
				Start Order	Ph./Run	Rk	1	2	3	4	5	6	7	8	9	10	11	12	13	14	15	16	17	18	19	20	21	22		23	24	25	Pen. Sec.
											Split Time 1										Split Time 2												
1	1	<b>KALISKA Elena</b>	<b>SVK</b>																										<b>210.03</b>				
		10 SF 1	-	-	-	-	-	-	-	-	-	-	-	-	-	-	-	-	-	-	-	-	-	-	-	-	-	-	-	-	0	103.74	103.74
		10 F 1	-	-	-	-	-	-	-	-	-	-	-	-	-	-	-	-	-	-	-	-	-	-	-	-	-	-	-	-	0	106.29	106.29
		SF	Split Time 1	44.53											Split Time 2	78.99																	
		F	Split Time 1	46.32											Split Time 2	80.85																	
2	15	<b>GIDDENS Rebecca</b>	<b>USA</b>																										<b>214.62</b>				
		7 SF 4	-	-	-	-	-	-	-	-	-	-	-	-	-	-	-	-	-	-	-	-	-	-	-	-	-	-	-	-	0	107.56	107.56
		7 F 2	-	-	-	-	-	-	-	-	-	-	-	-	-	-	-	-	-	-	-	-	-	-	-	-	-	-	-	-	0	107.06	107.06
		SF	Split Time 1	43.84											Split Time 2	77.33																	
		F	Split Time 1	45.82											Split Time 2	82.73																	
3	9	<b>REEVES Helen</b>	<b>GBR</b>																										<b>218.77</b>				
		6 SF 5	-	-	-	-	-	-	-	-	2	-	-	-	-	-	-	-	-	-	-	-	-	-	-	-	-	-	-	2	106.90	108.90	
		6 F 4	-	2	-	-	-	2	-	-	-	-	-	-	-	-	-	-	-	-	-	-	-	-	-	-	-	-	-	4	105.87	109.87	
		SF	Split Time 1	47.73											Split Time 2	82.92																	
		F	Split Time 1	47.04											Split Time 2	79.36																	
4	3	<b>DICKENS Peggy</b>	<b>FRA</b>																										<b>218.80</b>				
		9 SF 2	-	-	-	-	-	-	-	-	-	-	-	-	-	-	-	-	-	-	-	-	-	-	-	-	-	-	-	-	0	104.95	104.95
		9 F 7	-	2	-	-	2	-	-	-	-	-	2	-	-	-	-	-	-	-	-	-	-	-	-	-	-	-	-	-	6	107.85	113.85
		SF	Split Time 1	46.89											Split Time 2	81.00																	
		F	Split Time 1	46.70											Split Time 2	82.71																	
5	14	<b>HILGERTOVA Stepanka</b>	<b>CZE</b>																										<b>220.75</b>				
		3 SF 8	-	-	-	-	-	-	2	-	-	-	-	-	-	-	-	-	-	-	-	-	-	-	-	2	-	-	-	4	107.31	111.31	
		3 F 3	-	-	-	-	-	-	-	-	-	-	-	-	-	-	-	-	-	-	-	-	-	-	-	-	-	-	-	-	0	109.44	109.44
		SF	Split Time 1	45.15											Split Time 2	80.07																	
		F	Split Time 1	47.06											Split Time 2	80.08																	
6	7	<b>EL DESOUKI Nagwa</b>	<b>SUI</b>																										<b>225.04</b>				
		2 SF 9	-	-	-	-	-	-	-	-	-	-	-	-	-	-	-	-	-	-	-	-	-	-	-	-	-	-	-	-	0	113.24	113.24
		2 F 5	-	2	-	-	-	-	-	-	-	-	-	-	-	-	-	-	-	-	-	-	-	-	-	-	-	-	-	-	2	109.80	111.80
		SF	Split Time 1	47.29											Split Time 2	85.41																	
		F	Split Time 1	46.84											Split Time 2	82.63																	
7	18	<b>NATOLI Louise</b>	<b>AUS</b>																										<b>227.44</b>				
		1 SF 10	-	-	-	-	-	-	-	-	-	-	-	-	-	-	-	-	-	-	-	-	-	-	-	-	-	-	-	-	0	113.72	113.72
		1 F 6	-	-	-	-	-	-	-	-	-	-	-	-	-	-	-	-	-	-	-	-	-	-	-	-	-	-	-	-	0	113.72	113.72
		SF	Split Time 1	47.68											Split Time 2	88.85																	
		F	Split Time 1	50.13											Split Time 2	87.93																	



**Race Analysis - SemiFinal and Final**

Ανάλυση Αγώνα / Ημιτελικός και Τελικός / Analyse de course - Demi-Finale and Finale

Rk.	Bib No.		Name																									NOC Code					Phase Total		
Start Order	Ph./Run	Rk	1	2	3	4	5	6	7	8	9	10	11	12	13	14	15	16	17	18	19	20	21	22	23	24	25	Pen. Sec.	Run Time	Run Total					

<b>8</b>	11	<b>GIAIPRON Maria Cristina</b>																									<b>ITA</b>					<b>229.36</b>		
	5	SF	6	-	-	-	-	-	-	-	-	-	-	-	-	-	-	-	-	-	-	-	-	-	-	-	-	-	0	109.27	109.27			
	5	F	8	-	-	-	-	-	-	-	-	-	2	-	-	-	-	2	-	-	-	-	-	-	-	-	-	4	116.09	120.09				
	SF	Split Time 1					50.36					Split Time 2					85.01																	
F	Split Time 1					52.18					Split Time 2					89.15																		

<b>9</b>	8	<b>BONGARDT Jennifer</b>																									<b>GER</b>					<b>237.66</b>		
	8	SF	3	-	-	-	-	-	-	-	-	-	-	-	-	-	-	-	-	-	-	-	-	-	-	-	-	0	107.36	107.36				
	8	F	9	-	-	-	-	-	-	2	-	-	-	-	-	-	2	-	-	-	-	-	-	-	-	-	-	4	126.30	130.30				
	SF	Split Time 1					47.58					Split Time 2					83.89																	
F	Split Time 1					46.54					Split Time 2					97.30																		

<b>10</b>	6	<b>STACHEROVA Gabriela</b>																									<b>SVK</b>					<b>274.47</b>		
	4	SF	7	-	-	-	-	-	-	-	-	-	-	-	-	-	-	-	-	-	-	-	-	-	-	-	-	0	109.85	109.85				
	4	F	10	-	-	-	-	-	-	-	-	-	-	-	-	-	-	-	50	-	-	-	-	-	-	-	-	50	114.62	164.62				
	SF	Split Time 1					47.83					Split Time 2					82.91																	
F	Split Time 1					48.23					Split Time 2					83.22																		

Gate Summary	1	2	3	4	5	6	7	8	9	10	11	12	13	14	15	16	17	18	19	20	21	22	23	24	25
Touched	0	3	0	0	1	1	2	0	0	1	2	0	0	0	1	1	0	1	0	0					
Missed	0	0	0	0	0	0	0	0	0	0	0	0	0	0	0	0	0	1	0	0					

**Legend:**  
 K1 - Kayak Single    Ph./Run - Phase or Run number    Bib No. - Bib Number    Rk - Rank    Pen. Sec. - Penalty Second    Pts - Points  
 SF - Semifinal    F - Final    A - Abandoned



## Results List / Heats - 1st and 2nd Run

Επίσημη Λίστα Αποτελεσμάτων / Προκριματικοί 1 και 2 / Liste des résultats / Eliminatoires - Manches 1 et 2

Rk	Bib No.	Name	NOC Code	1st Run				2nd Run				Total	
				Time	Pen. Sec.	Total Time	Rk	Time	Pen. Sec.	Total Time	Rk	Time	Behind
1	5	MARTIKAN Michal	SVK	101.51	2	103.51	6	97.93	0	97.93	1	<b>201.44</b>	0.00
2	1	ESTANGUET Tony	FRA	99.23	0	99.23	1	100.30	2	102.30	5	<b>201.53</b>	+0.09
3	12	WIECZOREK Mariusz	POL	103.14	0	103.14	5	98.66	0	98.66	2	<b>201.80</b>	+0.36
4	14	INDRUCH Tomas	CZE	99.81	0	99.81	2	98.87	4	102.87	=7	<b>202.68</b>	+1.24
5	4	MCINTOSH Stuart	GBR	99.87	0	99.87	3	102.87	0	102.87	=7	<b>202.74</b>	+1.30
6	16	HERCEG Danko	CRO	101.84	2	103.84	7	100.33	0	100.33	3	<b>204.17</b>	+2.73
7	2	PFANMOELLER Stefan	GER	100.34	4	104.34	10	97.54	4	101.54	4	<b>205.88</b>	+4.44
8	7	DUERRENMATT Ronnie	SUI	99.91	4	103.91	8	100.55	2	102.55	6	<b>206.46</b>	+5.02
9	6	HOCEVAR Simeon	SLO	104.17	0	104.17	9	105.18	0	105.18	11	<b>209.35</b>	+7.91
10	8	CARTWRIGHT James	CAN	105.79	0	105.79	11	103.17	2	105.17	10	<b>210.96</b>	+9.52
11	10	SANGRA Jordi	ESP	104.48	4	108.48	14	104.06	0	104.06	9	<b>212.54</b>	+11.10
12	3	BELL Robin	AUS	100.11	0	100.11	4	108.57	4	112.57	13	<b>212.68</b>	+11.24
13	11	SUPOWICZ Krzysztof	POL	105.26	2	107.26	12	107.94	2	109.94	12	<b>217.20</b>	+15.76
14	9	PESCHIER Nicolas	FRA	108.74	0	108.74	15	110.62	2	112.62	14	<b>221.36</b>	+19.92
15	15	TSAKMAKIS Christos	GRE	106.22	2	108.22	13	113.32	4	117.32	15	<b>225.54</b>	+24.10
16	13	ENNIS JR Chris	USA	104.94	52	156.94	16	129.79	4	133.79	16	<b>290.73</b>	+89.29

**Legend:**

C1 - Canoe Single Rk - Rank Bib No. - Bib Number Pen. Sec. - Penalty Second



### Race analysis / Heats - 1st and 2nd Run

Ανάλυση Αγώνα / Προκριματικοί 1 και 2 / Analyse de course / Eliminatoires - Manches 1 et 2

Rk.	Bib No.	Name	NOC Code																										Phase Total						
				Start Order	Ph./Run	Rk	1	2	3	4	5	6	7	8	9	10	11	12	13	14	15	16	17	18	19	20	21	22	23	24	25	Pen. Sec.	Run Time	Run Total	
											Split Time 1									Split Time 2															
1	5	<b>MARTIKAN Michal</b>	<b>SVK</b>																										<b>201.44</b>						
	12	1 6	-	-	-	-	-	-	-	-	-	-	-	-	-	-	2	-	-	-	-	-	-	-	-	-	-	-	-	-	-	-	2	101.51	103.51
	12	2 1	-	-	-	-	-	-	-	-	-	-	-	-	-	-	-	-	-	-	-	-	-	-	-	-	-	-	-	-	-	-	0	97.93	97.93
		1	Split Time 1											Split Time 2																					
		2	Split Time 1											Split Time 2																					
2	1	<b>ESTANGUET Tony</b>	<b>FRA</b>																										<b>201.53</b>						
	16	1 1	-	-	-	-	-	-	-	-	-	-	-	-	-	-	-	-	-	-	-	-	-	-	-	-	-	-	-	-	-	-	0	99.23	99.23
	16	2 5	-	2	-	-	-	-	-	-	-	-	-	-	-	-	-	-	-	-	-	-	-	-	-	-	-	-	-	-	-	-	2	100.30	102.30
		1	Split Time 1											Split Time 2																					
		2	Split Time 1											Split Time 2																					
3	12	<b>WIECZOREK Mariusz</b>	<b>POL</b>																										<b>201.80</b>						
	5	1 5	-	-	-	-	-	-	-	-	-	-	-	-	-	-	-	-	-	-	-	-	-	-	-	-	-	-	-	-	-	0	103.14	103.14	
	5	2 2	-	-	-	-	-	-	-	-	-	-	-	-	-	-	-	-	-	-	-	-	-	-	-	-	-	-	-	-	-	-	0	98.66	98.66
		1	Split Time 1											Split Time 2																					
		2	Split Time 1											Split Time 2																					
4	14	<b>INDRUCH Tomas</b>	<b>CZE</b>																										<b>202.68</b>						
	3	1 2	-	-	-	-	-	-	-	-	-	-	-	-	-	-	-	-	-	-	-	-	-	-	-	-	-	-	-	-	-	0	99.81	99.81	
	3	2 =7	-	-	-	-	2	-	-	-	-	-	-	-	-	-	2	-	-	-	-	-	-	-	-	-	-	-	-	-	-	-	4	98.87	102.87
		1	Split Time 1											Split Time 2																					
		2	Split Time 1											Split Time 2																					
5	4	<b>MCINTOSH Stuart</b>	<b>GBR</b>																										<b>202.74</b>						
	13	1 3	-	-	-	-	-	-	-	-	-	-	-	-	-	-	-	-	-	-	-	-	-	-	-	-	-	-	-	-	-	0	99.87	99.87	
	13	2 =7	-	-	-	-	-	-	-	-	-	-	-	-	-	-	-	-	-	-	-	-	-	-	-	-	-	-	-	-	-	-	0	102.87	102.87
		1	Split Time 1											Split Time 2																					
		2	Split Time 1											Split Time 2																					
6	16	<b>HERCEG Danko</b>	<b>CRO</b>																										<b>204.17</b>						
	1	1 7	-	-	-	-	-	-	-	-	-	-	-	-	-	-	-	-	-	-	-	-	-	-	-	-	-	2	-	-	-	2	101.84	103.84	
	1	2 3	-	-	-	-	-	-	-	-	-	-	-	-	-	-	-	-	-	-	-	-	-	-	-	-	-	-	-	-	-	-	0	100.33	100.33
		1	Split Time 1											Split Time 2																					
		2	Split Time 1											Split Time 2																					
7	2	<b>PFANNMOELLER Stefan</b>	<b>GER</b>																										<b>205.88</b>						
	15	1 10	-	-	-	-	-	-	-	-	-	-	-	-	-	-	2	2	-	-	-	-	-	-	-	-	-	-	-	-	-	4	100.34	104.34	
	15	2 4	-	-	-	-	-	-	-	-	-	-	-	-	-	-	-	-	-	-	-	-	-	-	-	-	-	2	2	-	-	-	4	97.54	101.54
		1	Split Time 1											Split Time 2																					
		2	Split Time 1											Split Time 2																					



### Race analysis / Heats - 1st and 2nd Run

Ανάλυση Αγώνα / Προκριματικοί 1 και 2 / Analyse de course / Eliminatoires - Manches 1 et 2

Rk.	Bib No.	Name	NOC Code																										Phase Total					
				Start Order	Ph./Run	Rk	1	2	3	4	5	6	7	8	9	10	11	12	13	14	15	16	17	18	19	20	21	22	23	24	25	Pen. Sec.	Run Time	Run Total
															Split Time 1					Split Time 2														
8	7	<b>DUERRENMATT Ronnie</b>	<b>SUI</b>																										<b>206.46</b>					
	10	1	8	2	-	-	-	-	-	-	-	-	-	-	-	-	-	-	-	-	-	-	-	-	-	-	-	-	-	-	-	4	99.91	103.91
	10	2	6	-	2	-	-	-	-	-	-	-	-	-	-	-	-	-	-	-	-	-	-	-	-	-	-	-	-	-	2	100.55	102.55	
		1		Split Time 1					43.05	Split Time 2					76.38																			
		2		Split Time 1					44.51	Split Time 2					78.19																			
9	6	<b>HOCEVAR Simeon</b>	<b>SLO</b>																										<b>209.35</b>					
	11	1	9	-	-	-	-	-	-	-	-	-	-	-	-	-	-	-	-	-	-	-	-	-	-	-	-	-	-	-	0	104.17	104.17	
	11	2	11	-	-	-	-	-	-	-	-	-	-	-	-	-	-	-	-	-	-	-	-	-	-	-	-	-	-	-	0	105.18	105.18	
		1		Split Time 1					47.32	Split Time 2					80.42																			
		2		Split Time 1					45.27	Split Time 2					82.29																			
10	8	<b>CARTWRIGHT James</b>	<b>CAN</b>																										<b>210.96</b>					
	9	1	11	-	-	-	-	-	-	-	-	-	-	-	-	-	-	-	-	-	-	-	-	-	-	-	-	-	-	0	105.79	105.79		
	9	2	10	-	-	-	-	-	-	-	-	-	-	-	-	-	-	-	-	-	-	-	-	-	-	-	-	-	-	2	103.17	105.17		
		1		Split Time 1					46.82	Split Time 2					82.65																			
		2		Split Time 1					45.74	Split Time 2					80.66																			
11	10	<b>SANGRA Jordi</b>	<b>ESP</b>																										<b>212.54</b>					
	7	1	14	2	-	-	-	-	-	-	-	-	2	-	-	-	-	-	-	-	-	-	-	-	-	-	-	-	-	4	104.48	108.48		
	7	2	9	-	-	-	-	-	-	-	-	-	-	-	-	-	-	-	-	-	-	-	-	-	-	-	-	-	-	0	104.06	104.06		
		1		Split Time 1					47.26	Split Time 2					80.02																			
		2		Split Time 1					46.35	Split Time 2					80.49																			
12	3	<b>BELL Robin</b>	<b>AUS</b>																										<b>212.68</b>					
	14	1	4	-	-	-	-	-	-	-	-	-	-	-	-	-	-	-	-	-	-	-	-	-	-	-	-	-	-	0	100.11	100.11		
	14	2	13	-	2	-	-	-	-	-	-	-	-	-	-	-	-	-	-	-	-	-	-	-	-	-	-	-	-	4	108.57	112.57		
		1		Split Time 1					45.24	Split Time 2					76.51																			
		2		Split Time 1					43.99	Split Time 2					77.85																			
13	11	<b>SUPOWICZ Krzysztof</b>	<b>POL</b>																										<b>217.20</b>					
	6	1	12	-	-	-	-	2	-	-	-	-	-	-	-	-	-	-	-	-	-	-	-	-	-	-	-	-	-	2	105.26	107.26		
	6	2	12	-	-	-	-	-	-	-	-	-	-	-	-	-	-	-	-	-	-	-	-	-	-	-	-	-	-	2	107.94	109.94		
		1		Split Time 1					45.28	Split Time 2					80.00																			
		2		Split Time 1					46.78	Split Time 2					82.55																			
14	9	<b>PESCHIER Nicolas</b>	<b>FRA</b>																										<b>221.36</b>					
	8	1	15	-	-	-	-	-	-	-	-	-	-	-	-	-	-	-	-	-	-	-	-	-	-	-	-	-	-	0	108.74	108.74		
	8	2	14	-	-	-	-	-	2	-	-	-	-	-	-	-	-	-	-	-	-	-	-	-	-	-	-	-	-	2	110.62	112.62		
		1		Split Time 1					45.83	Split Time 2					81.04																			
		2		Split Time 1					50.28	Split Time 2					84.13																			



Race analysis / Heats - 1st and 2nd Run

Ανάλυση Αγώνα / Προκριματικοί 1 και 2 / Analyse de course / Eliminatoires - Manches 1 et 2

Rk.	Bib No.		Name																									NOC Code					Phase Total		
Start Order	Ph./Run	Rk	1	2	3	4	5	6	7	8	9	10	11	12	13	14	15	16	17	18	19	20	21	22	23	24	25	Pen. Sec.	Run Time	Run Total					

		TSAKMAKIS Christos																									GRE					225.54		
2	1	13	-	-	-	-	-	-	2	-	-	-	-	-	-	-	-	-	-	-	-	-	-	-	-	-	-	-	2	106.22	108.22			
2	2	15	-	-	-	-	-	-	-	-	-	-	2	-	-	2	-	-	-	-	-	-	-	-	-	-	-	-	4	113.32	117.32			
1			Split Time 1								Split Time 2																							
2			Split Time 1								Split Time 2																							
16	13	ENNIS JR Chris																									USA					290.73		
4	1	16	-	-	-	-	-	-	-	-	-	-	-	-	-	-	50	-	2	-	-	-	-	-	-	-	-	-	52	104.94	156.94			
4	2	16	-	-	-	-	-	-	-	-	-	-	-	-	-	-	-	-	2	2	-	-	-	-	-	-	-	-	4	129.79	133.79			
1			Split Time 1								Split Time 2																							
2			Split Time 1								Split Time 2																							

Gate Summary	1	2	3	4	5	6	7	8	9	10	11	12	13	14	15	16	17	18	19	20	21	22	23	24	25
Touched	2	3	0	0	2	0	2	0	0	1	2	0	1	3	1	0	2	3	3	1					
Missed	0	0	0	0	0	0	0	0	0	0	0	0	0	0	0	1	0	0	0	0					

Legend:

C1 - Canoe Single Ph./Run - Phase or Run number Bib No. - Bib Number Rk - Rank Pen. Sec. - Penalty Second Pts - Points  
A - Abandoned





Olympic Canoe/Kayak Centre  
Ολυμπιακό Κέντρο Κανόε/Καγιάκ  
Centre Olympique Canoë/Kayak

ATHENS 2004



WED 18 AUG 2004

## Canoe / Kayak Slalom Racing

Κανόε / Καγιάκ Σλάλομ / Canoë / Kayak Slalom

### Men's C1 Canoe Single

C1 Κανόε Μονό Ανδρών / C1 Hommes Canoë monoplace

#### Semi Final

Ημιτελικός / Demi-Finale



## Results List / Semi Final

Επίσημη Λίστα Αποτελεσμάτων / Ημιτελικός / Liste des résultats / Demi-Finale

Rank	Bib No.	Name	NOC Code	Time	Penalty Seconds	Total Time	Behind
1	5	MARTIKAN Michal	SVK	93.25	0	<b>93.25</b>	0.00
2	1	ESTANGUET Tony	FRA	93.37	0	<b>93.37</b>	+0.12
3	2	PFANNMOELLER Stefan	GER	96.99	0	<b>96.99</b>	+3.74
4	3	BELL Robin	AUS	95.48	2	<b>97.48</b>	+4.23
5	14	INDRUCH Tomas	CZE	96.22	2	<b>98.22</b>	+4.97
6	10	SANGRA Jordi	ESP	97.84	2	<b>99.84</b>	+6.59
7	4	MCINTOSH Stuart	GBR	98.08	2	<b>100.08</b>	+6.83
8	6	HOCEVAR Simeon	SLO	98.24	2	<b>100.24</b>	+6.99
9	8	CARTWRIGHT James	CAN	100.45	0	<b>100.45</b>	+7.20
10	12	WIECZOREK Mariusz	POL	101.30	0	<b>101.30</b>	+8.05
11	7	DUERRENMATT Ronnie	SUI	102.52	0	<b>102.52</b>	+9.27
12	16	HERCEG Danko	CRO	103.49	100	<b>203.49</b>	+110.24

#### Legend:

C1 - Canoe Single    Bib No. - Bib Number



**Olympic Canoe/Kayak Centre**  
Ολυμπιακό Κέντρο Κανόε/Καγιάκ  
Centre Olympique Canoë/Kayak

ATHENS 2004



WED 18 AUG 2004

## Canoe / Kayak Slalom Racing

Κανόε / Καγιάκ Σλάλομ / Canoë / Kayak Slalom

### Men's C1 Canoe Single

C1 Κανόε Μονό Ανδρών / C1 Hommes Canoë monoplace

#### Final

Τελικός / Finale



## Result List - SemiFinal and Final

Επίσημη Λίστα Αποτελεσμάτων / Ημιτελικός και Τελικός / Résultats Officiel Demi-Finale et Finale

Rk	Bib No.	Name	NOC Code	Semifinal				Final				Total	
				Time	Pen. Sec.	Total Time	Rk	Time	Pen. Sec.	Total Time	Rk	Time	Behind
1	1	<b>ESTANGUET Tony</b>	FRA	93.37	0	93.37	2	95.79	0	95.79	3	<b>189.16</b>	0.00
2	5	<b>MARTIKAN Michal</b>	SVK	93.25	0	93.25	1	94.03	2	96.03	4	<b>189.28</b>	+0.12
3	2	<b>PFANMOELLER Stefan</b>	GER	96.99	0	96.99	3	94.57	0	94.57	1	<b>191.56</b>	+2.40
4	3	<b>BELL Robin</b>	AUS	95.48	2	97.48	4	95.35	0	95.35	2	<b>192.83</b>	+3.67
5	14	<b>INDRUCH Tomas</b>	CZE	96.22	2	98.22	5	97.06	0	97.06	5	<b>195.28</b>	+6.12
6	6	<b>HOCEVAR Simeon</b>	SLO	98.24	2	100.24	8	99.54	0	99.54	6	<b>199.78</b>	+10.62
7	10	<b>SANGRA Jordi</b>	ESP	97.84	2	99.84	6	100.57	0	100.57	7	<b>200.41</b>	+11.25
8	4	<b>MCINTOSH Stuart</b>	GBR	98.08	2	100.08	7	109.11	2	111.11	8	<b>211.19</b>	+22.03

#### Legend:

C1 - Canoe Single Rk - Rank Bib No. - Bib Number Pen. Sec. - Penalty Second



### Race Analysis - SemiFinal and Final

Ανάλυση Αγώνα / Ημιτελικός και Τελικός / Analyse de course - Demi-Finale and Finale

Rk.	Bib No.	Name	NOC Code	Phase Total																																
				Pen. Sec.	Run Time	Run Total																														
Start Order	Ph./Run	Rk	1	2	3	4	5	6	7	8	9	10	11	12	13	14	15	16	17	18	19	20	21	22	23	24	25	Pen. Sec.	Run Time	Run Total						
Split Time 1											Split Time 2																									
<b>1</b>	<b>1</b>	<b>ESTANGUET Tony</b>	<b>FRA</b>																																	
7	SF	2	-	-	-	-	-	-	-	-	-	-	-	-	-	-	-	-	-	-	-	-	-	-	-	-	-	-	-	-	0	93.37	93.37			
7	F	3	-	-	-	-	-	-	-	-	-	-	-	-	-	-	-	-	-	-	-	-	-	-	-	-	-	-	-	0	95.79	95.79				
	SF		Split Time 1				41.97				Split Time 2				71.98																					
	F		Split Time 1				42.78				Split Time 2				73.86																					
<b>2</b>	<b>5</b>	<b>MARTIKAN Michal</b>	<b>SVK</b>																																	
8	SF	1	-	-	-	-	-	-	-	-	-	-	-	-	-	-	-	-	-	-	-	-	-	-	-	-	-	-	-	0	93.25	93.25				
8	F	4	-	-	-	-	-	-	-	2	-	-	-	-	-	-	-	-	-	-	-	-	-	-	-	-	-	-	-	2	94.03	96.03				
	SF		Split Time 1				43.34				Split Time 2				71.57																					
	F		Split Time 1				43.81				Split Time 2				72.61																					
<b>3</b>	<b>2</b>	<b>PFANNMOELLER Stefan</b>	<b>GER</b>																																	
6	SF	3	-	-	-	-	-	-	-	-	-	-	-	-	-	-	-	-	-	-	-	-	-	-	-	-	-	-	-	0	96.99	96.99				
6	F	1	-	-	-	-	-	-	-	-	-	-	-	-	-	-	-	-	-	-	-	-	-	-	-	-	-	-	-	0	94.57	94.57				
	SF		Split Time 1				43.15				Split Time 2				74.22																					
	F		Split Time 1				41.67				Split Time 2				72.84																					
<b>4</b>	<b>3</b>	<b>BELL Robin</b>	<b>AUS</b>																																	
5	SF	4	-	-	-	-	-	-	-	-	-	-	-	-	2	-	-	-	-	-	-	-	-	-	-	-	-	-	-	2	95.48	97.48				
5	F	2	-	-	-	-	-	-	-	-	-	-	-	-	-	-	-	-	-	-	-	-	-	-	-	-	-	-	-	0	95.35	95.35				
	SF		Split Time 1				42.52				Split Time 2				73.25																					
	F		Split Time 1				42.46				Split Time 2				73.73																					
<b>5</b>	<b>14</b>	<b>INDRUCH Tomas</b>	<b>CZE</b>																																	
4	SF	5	-	-	-	-	-	-	-	-	-	-	-	-	-	-	-	-	2	-	-	-	-	-	-	-	-	-	-	2	96.22	98.22				
4	F	5	-	-	-	-	-	-	-	-	-	-	-	-	-	-	-	-	-	-	-	-	-	-	-	-	-	-	-	0	97.06	97.06				
	SF		Split Time 1				42.05				Split Time 2				73.86																					
	F		Split Time 1				42.71				Split Time 2				73.54																					
<b>6</b>	<b>6</b>	<b>HOCEVAR Simeon</b>	<b>SLO</b>																																	
1	SF	8	-	-	-	-	-	-	2	-	-	-	-	-	-	-	-	-	-	-	-	-	-	-	-	-	-	-	-	2	98.24	100.24				
1	F	6	-	-	-	-	-	-	-	-	-	-	-	-	-	-	-	-	-	-	-	-	-	-	-	-	-	-	-	0	99.54	99.54				
	SF		Split Time 1				43.16				Split Time 2				73.54																					
	F		Split Time 1				43.23				Split Time 2				74.65																					
<b>7</b>	<b>10</b>	<b>SANGRA Jordi</b>	<b>ESP</b>																																	
3	SF	6	-	-	-	-	-	-	-	2	-	-	-	-	-	-	-	-	-	-	-	-	-	-	-	-	-	-	-	2	97.84	99.84				
3	F	7	-	-	-	-	-	-	-	-	-	-	-	-	-	-	-	-	-	-	-	-	-	-	-	-	-	-	-	0	100.57	100.57				
	SF		Split Time 1				43.26				Split Time 2				75.14																					
	F		Split Time 1				44.23				Split Time 2				78.10																					



**Race Analysis - SemiFinal and Final**

Ανάλυση Αγώνα / Ημιτελικός και Τελικός / Analyse de course - Demi-Finale and Finale

Rk.	Bib No.	Name																									NOC Code					Phase Total		
Start Order	Ph./Run	Rk	1	2	3	4	5	6	7	8	9	10	11	12	13	14	15	16	17	18	19	20	21	22	23	24	25	Pen. Sec.	Run Time	Run Total				

Split Time 1

Split Time 2

8	4	MCINTOSH Stuart																									GBR					211.19		
2	SF	7	-	-	-	-	-	-	-	-	2	-	-	-	-	-	-	-	-	-	-	-	-	-	-	-	-	-	2	98.08	100.08			
2	F	8	-	-	-	-	-	-	2	-	-	-	-	-	-	-	-	-	-	-	-	-	-	-	-	-	-	-	2	109.11	111.11			
	SF		Split Time 1									44.07									Split Time 2									76.03				
	F		Split Time 1									51.81									Split Time 2									86.30				

Gate Summary	1	2	3	4	5	6	7	8	9	10	11	12	13	14	15	16	17	18	19	20	21	22	23	24	25
Touched	0	0	0	0	0	0	0	3	0	2	0	0	0	0	1	0	0	0	1	0	0				
Missed	0	0	0	0	0	0	0	0	0	0	0	0	0	0	0	0	0	0	0	0	0				

**Legend:**

C1 - Canoe Single    Ph./Run - Phase or Run number    Bib No. - Bib Number    Rk - Rank    Pen. Sec. - Penalty Second    Pts - Points  
SF - Semifinal    F - Final    A - Abandoned



**OFFICIAL COMMUNICATION**

Επίσημη Ανακοίνωση / Communiqué officiel

**DELAY ON THE RACE**

**BROKEN GATE POLE**

**Item: 1**

THE POLE WAS CHANGED WITHIN TEN (10) MINUTES. NEXT EVENT WILL START AT 12:57.

Issued by: PETER HORSTER-TECHNICAL DELEGATE  
Time: 12:45  
Date: 17 AUG 2004

This decision affects:

RESULTS  
SCHEDULE  
OTHER

X

**Note:**



**OFFICIAL COMMUNICATION**

Επίσημη Ανακοίνωση / Communiqué officiel

**PENALTY CHANGE**

**Previous Communication about BIB number 5, 2 second penalty should have read gate 7**

**CORRECTED**

**Item: 4**

Athlete number 5 had a 2 second penalty at gate number 7, that was not communicated by the section judge to the data entry operator. Due to this human error, the penalty was not registered in the computer system on time.

Decision to insert 2 seconds penalty for athlete number 5 on final run for unofficial results.

Issued by: Technical Delegate Peter Horster

Time: 14:15

Date: 18 AUG 2004

This decision affects:

RESULTS

SCHEDULE

OTHER

**Note:**



## Results List / Heats - 1st and 2nd Run

Επίσημη Λίστα Αποτελεσμάτων / Προκριματικοί 1 και 2 / Liste des résultats / Eliminatoires - Manches 1 et 2

Rk	Bib No.	Name	NOC Code	1st Run				2nd Run				Total	
				Time	Pen. Sec.	Total Time	Rk	Time	Pen. Sec.	Total Time	Rk	Time	Behind
1	1	Hochschorner / Hochschorner	SVK	100.13	0	100.13	1	100.91	0	100.91	1	<b>201.04</b>	0.00
2	10	Bowman / Smith	GBR	102.25	0	102.25	2	105.16	6	111.16	6	<b>213.41</b>	+12.37
3	8	Volf / Stepanek	CZE	104.10	4	108.10	4	104.25	2	106.25	2	<b>214.35</b>	+13.31
4	9	Quemerais / Le Pennec	FRA	105.29	0	105.29	3	108.04	2	110.04	5	<b>215.33</b>	+14.29
5	3	Becker / Henze	GER	108.35	0	108.35	5	105.21	2	107.21	3	<b>215.56</b>	+14.52
6	4	Taylor / Jacobi	USA	112.01	4	116.01	=9	105.42	2	107.42	4	<b>223.43</b>	+22.39
7	11	Pochwala / Sarna	POL	111.86	2	113.86	7	110.79	2	112.79	7	<b>226.65</b>	+25.61
8	7	Jiras / Mader	CZE	108.66	2	110.66	6	114.33	4	118.33	9	<b>228.99</b>	+27.95
9	2	Bahmann / Senft	GER	114.01	2	116.01	=9	112.58	2	114.58	8	<b>230.59</b>	+29.55
10	6	Benetti / Masoero	ITA	114.32	2	116.32	11	115.83	6	121.83	10	<b>238.15</b>	+37.11
11	12	Chen / Tian	CHN	117.64	6	123.64	12	119.02	6	125.02	11	<b>248.66</b>	+47.62
12	5	Bellofiore / Milne	AUS	112.07	2	114.07	8	112.29	52	164.29	12	<b>278.36</b>	+77.32

**Legend:**

C2 - Canoe Double Rk - Rank Bib No. - Bib Number Pen. Sec. - Penalty Second



## Race analysis / Heats - 1st and 2nd Run

Ανάλυση Αγώνα / Προκριματικοί 1 και 2 / Analyse de course / Eliminatoires - Manches 1 et 2

Rk.	Bib No.	Name	NOC Code																										Phase Total								
				Start Order	Ph./Run	Rk	1	2	3	4	5	6	7	8	9	10	11	12	13	14	15	16	17	18	19	20	21	22		23	24	25	Pen. Sec.	Run Time	Run Total		
		Split Time 1										Split Time 2																									
<b>1</b>	<b>1</b>	<b>Hochschorner / Hochschorner</b>	<b>SVK</b>																										<b>201.04</b>								
	12	1	1	-	-	-	-	-	-	-	-	-	-	-	-	-	-	-	-	-	-	-	-	-	-	-	-	-	-	-	-	-	-	-	0	100.13	100.13
	12	2	1	-	-	-	-	-	-	-	-	-	-	-	-	-	-	-	-	-	-	-	-	-	-	-	-	-	-	-	-	-	-	-	0	100.91	100.91
		1		Split Time 1										Split Time 2																							
		2		Split Time 1										Split Time 2																							
<b>2</b>	<b>10</b>	<b>Bowman / Smith</b>	<b>GBR</b>																										<b>213.41</b>								
	3	1	2	-	-	-	-	-	-	-	-	-	-	-	-	-	-	-	-	-	-	-	-	-	-	-	-	-	-	-	-	-	-	0	102.25	102.25	
	3	2	6	-	-	-	-	-	2	-	2	-	-	-	-	-	-	-	-	-	-	-	-	-	-	-	-	-	-	-	-	-	-	6	105.16	111.16	
		1		Split Time 1										Split Time 2																							
		2		Split Time 1										Split Time 2																							
<b>3</b>	<b>8</b>	<b>Volf / Stepanek</b>	<b>CZE</b>																										<b>214.35</b>								
	5	1	4	-	-	-	-	-	-	-	-	-	-	-	-	-	-	-	2	-	-	2	-	-	-	-	-	-	-	-	-	-	-	4	104.10	108.10	
	5	2	2	-	-	-	-	-	-	-	-	-	-	-	-	-	-	-	-	-	-	-	-	-	-	-	-	-	-	-	-	-	-	2	104.25	106.25	
		1		Split Time 1										Split Time 2																							
		2		Split Time 1										Split Time 2																							
<b>4</b>	<b>9</b>	<b>Quemerais / Le Pennec</b>	<b>FRA</b>																										<b>215.33</b>								
	4	1	3	-	-	-	-	-	-	-	-	-	-	-	-	-	-	-	-	-	-	-	-	-	-	-	-	-	-	-	-	-	-	0	105.29	105.29	
	4	2	5	-	-	-	-	-	-	-	-	-	-	-	-	-	-	-	2	-	-	-	-	-	-	-	-	-	-	-	-	-	-	2	108.04	110.04	
		1		Split Time 1										Split Time 2																							
		2		Split Time 1										Split Time 2																							
<b>5</b>	<b>3</b>	<b>Becker / Henze</b>	<b>GER</b>																										<b>215.56</b>								
	10	1	5	-	-	-	-	-	-	-	-	-	-	-	-	-	-	-	-	-	-	-	-	-	-	-	-	-	-	-	-	-	-	0	108.35	108.35	
	10	2	3	-	2	-	-	-	-	-	-	-	-	-	-	-	-	-	-	-	-	-	-	-	-	-	-	-	-	-	-	-	-	2	105.21	107.21	
		1		Split Time 1										Split Time 2																							
		2		Split Time 1										Split Time 2																							
<b>6</b>	<b>4</b>	<b>Taylor / Jacobi</b>	<b>USA</b>																										<b>223.43</b>								
	9	1	=9	-	-	-	-	-	2	-	-	-	-	-	-	-	-	-	-	-	2	-	-	-	-	-	-	-	-	-	-	-	-	4	112.01	116.01	
	9	2	4	-	-	-	-	-	2	-	-	-	-	-	-	-	-	-	-	-	-	-	-	-	-	-	-	-	-	-	-	-	-	2	105.42	107.42	
		1		Split Time 1										Split Time 2																							
		2		Split Time 1										Split Time 2																							
<b>7</b>	<b>11</b>	<b>Pochwala / Sarna</b>	<b>POL</b>																										<b>226.65</b>								
	2	1	7	-	-	-	-	-	-	-	-	-	-	-	-	-	-	-	-	-	-	-	-	-	-	-	-	-	-	-	-	-	-	2	111.86	113.86	
	2	2	7	-	-	-	2	-	-	-	-	-	-	-	-	-	-	-	-	-	-	-	-	-	-	-	-	-	-	-	-	-	-	-	110.79	112.79	
		1		Split Time 1										Split Time 2																							
		2		Split Time 1										Split Time 2																							





### Race analysis / Heats - 1st and 2nd Run

Ανάλυση Αγώνα / Προκριματικοί 1 και 2 / Analyse de course / Eliminatoires - Manches 1 et 2

Rk.	Bib No.	Ph./Run	Rk	Name																									NOC Code	Phase Total							
				1	2	3	4	5	6	7	8	9	10	11	12	13	14	15	16	17	18	19	20	21	22	23	24	25		Pen. Sec.	Run Time	Run Total					
Start Order				Split Time 1											Split Time 2																						
8	7			<b>Jiras / Mader</b>																									<b>CZE</b>	<b>228.99</b>							
	6	1	6	-	-	-	-	-	-	-	-	-	-	-	-	-	-	-	-	-	-	-	-	-	-	-	-	-	2	-	-				2	108.66	110.66
	6	2	9	-	-	-	-	2	-	-	-	-	-	-	2	-	-	-	-	-	-	-	-	-	-	-	-	-	-	-	-	-			4	114.33	118.33
	1			Split Time 1											Split Time 2																						
	2			Split Time 1											Split Time 2																						
9	2			<b>Bahmann / Senft</b>																									<b>GER</b>	<b>230.59</b>							
	11	1	=9	-	-	-	-	-	-	2	-	-	-	-	-	-	-	-	-	-	-	-	-	-	-	-	-	-	-	-	-			2	114.01	116.01	
	11	2	8	-	-	-	-	-	-	-	-	-	-	-	-	-	-	-	-	-	-	-	-	-	-	-	-	2	-	-			2	112.58	114.58		
	1			Split Time 1											Split Time 2																						
	2			Split Time 1											Split Time 2																						
10	6			<b>Benetti / Masoero</b>																									<b>ITA</b>	<b>238.15</b>							
	7	1	11	2	-	-	-	-	-	-	-	-	-	-	-	-	-	-	-	-	-	-	-	-	-	-	-	-	-	-	-			2	114.32	116.32	
	7	2	10	-	-	-	-	-	-	-	2	2	-	-	-	-	-	-	-	-	-	-	-	-	-	-	-	-	-	-	-	-			6	115.83	121.83
	1			Split Time 1											Split Time 2																						
	2			Split Time 1											Split Time 2																						
11	12			<b>Chen / Tian</b>																									<b>CHN</b>	<b>248.66</b>							
	1	1	12	-	-	-	2	-	-	2	-	2	-	-	-	-	-	-	-	-	-	-	-	-	-	-	-	-	-	-	-			6	117.64	123.64	
	1	2	11	-	-	-	-	-	-	-	2	-	-	-	2	-	-	2	-	-	2	-	-	-	-	-	-	-	-	-	-	-			6	119.02	125.02
	1			Split Time 1											Split Time 2																						
	2			Split Time 1											Split Time 2																						
12	5			<b>Bellofiore / Milne</b>																									<b>AUS</b>	<b>278.36</b>							
	8	1	8	-	-	-	-	-	-	-	-	2	-	-	-	-	-	-	-	-	-	-	-	-	-	-	-	-	-	-	-			2	112.07	114.07	
	8	2	12	-	-	-	-	-	-	-	2	-	-	-	-	-	-	-	-	-	-	-	-	-	-	-	-	-	-	50			52	112.29	164.29		
	1			Split Time 1											Split Time 2																						
	2			Split Time 1											Split Time 2																						

Gate Summary	1	2	3	4	5	6	7	8	9	10	11	12	13	14	15	16	17	18	19	20	21	22	23	24	25
Touched	1	1	0	2	2	2	4	3	2	0	1	1	0	2	2	0	2	4	0	1					
Missed	0	0	0	0	0	0	0	0	0	0	0	0	0	0	0	0	0	0	0	0	1				

**Legend:**

C2 - Canoe Double Ph./Run - Phase or Run number Bib No. - Bib Number Rk - Rank Pen. Sec. - Penalty Second Pts - Points  
A - Abandoned



Olympic Canoe/Kayak Centre  
Ολυμπιακό Κέντρο Κανόε/Καγιάκ  
Centre Olympique Canoë/Kayak

ATHENS 2004



FRI 20 AUG 2004

## Canoe / Kayak Slalom Racing

Κανόε / Καγιάκ Σλάλομ / Canoë / Kayak Slalom

### Men's C2 Canoe Double

C2 Κανόε Διπλό Ανδρών / C2 Hommes Canoë biplace

#### Semi Final

Ημιτελικός / Demi-Finale



## Results List / Semi Final

Επίσημη Λίστα Αποτελεσμάτων / Ημιτελικός / Liste des résultats / Demi-Finale

Rank	Bib No.	Name	NOC Code	Time	Penalty Seconds	Total Time	Behind
1	1	Hochschorner / Hochschorner	SVK	101.29	0	<b>101.29</b>	0.00
2	9	Quemerais / Le Pennec	FRA	105.79	0	<b>105.79</b>	+4.50
3	8	Volf / Stepanek	CZE	104.22	2	<b>106.22</b>	+4.93
4	3	Becker / Henze	GER	104.32	2	<b>106.32</b>	+5.03
5	6	Benetti / Masoero	ITA	106.40	0	<b>106.40</b>	+5.11
6	2	Bahmann / Senft	GER	107.01	0	<b>107.01</b>	+5.72
7	7	Jiras / Mader	CZE	104.35	6	<b>110.35</b>	+9.06
8	4	Taylor / Jacobi	USA	109.14	2	<b>111.14</b>	+9.85
9	10	Bowman / Smith	GBR	108.02	6	<b>114.02</b>	+12.73
10	11	Pochwala / Sarna	POL	113.78	6	<b>119.78</b>	+18.49

#### Legend:

C2 - Canoe Double    Bib No. - Bib Number



**Olympic Canoe/Kayak Centre**  
Ολυμπιακό Κέντρο Κανόε/Καγιάκ  
Centre Olympique Canoë/Kayak

ATHENS 2004



FRI 20 AUG 2004

## Canoe / Kayak Slalom Racing

Κανόε / Καγιάκ Σλάλομ / Canoë / Kayak Slalom

### Men's C2 Canoe Double

C2 Κανόε Διπλό Ανδρών / C2 Hommes Canoë biplace

#### Final

Τελικός / Finale



## Result List - SemiFinal and Final

Επίσημη Λίστα Αποτελεσμάτων / Ημιτελικός και Τελικός / Résultats Officiel Demi-Finale et Finale

Rk	Bib No.	Name	NOC Code	Semifinal				Final				Total	
				Time	Pen. Sec.	Total Time	Rk	Time	Pen. Sec.	Total Time	Rk	Time	Behind
1	1	<b>Hochschorner / Hochschorner</b>	SVK	101.29	0	101.29	1	103.87	2	105.87	2	<b>207.16</b>	0.00
2	3	<b>Becker / Henze</b>	GER	104.32	2	106.32	4	102.66	2	104.66	1	<b>210.98</b>	+3.82
3	8	<b>Volf / Stepanek</b>	CZE	104.22	2	106.22	3	102.64	4	106.64	4	<b>212.86</b>	+5.70
4	2	<b>Bahmann / Senft</b>	GER	107.01	0	107.01	6	104.44	2	106.44	3	<b>213.45</b>	+6.29
5	9	<b>Quemerais / Le Pennec</b>	FRA	105.79	0	105.79	2	107.00	4	111.00	5	<b>216.79</b>	+9.63
6	6	<b>Benetti / Masoero</b>	ITA	106.40	0	106.40	5	109.66	4	113.66	6	<b>220.06</b>	+12.90

#### Legend:

C2 - Canoe Double    Rk - Rank    Bib No. - Bib Number    Pen. Sec. - Penalty Second



### Race Analysis - SemiFinal and Final

Ανάλυση Αγώνα / Ημιτελικός και Τελικός / Analyse de course - Demi-Finale and Finale

Rk.	Bib No.	Name	NOC Code	Phase Total																																
				Pen. Sec.	Run Time	Run Total																														
Start Order	Ph./Run	Rk	1	2	3	4	5	6	7	8	9	10	11	12	13	14	15	16	17	18	19	20	21	22	23	24	25	Pen. Sec.	Run Time	Run Total						
											Split Time 1											Split Time 2														
1	1	<b>Hochschorner / Hochschorner</b>	<b>SVK</b>																																	
6	SF 1	-	-	-	-	-	-	-	-	-	-	-	-	-	-	-	-	-	-	-	-	-	-	-	-	-	-	-	-	-	0	101.29	101.29			
6	F 2	-	-	-	-	-	-	-	-	-	-	-	-	-	-	-	-	-	-	-	-	-	-	-	-	-	-	-	-	2	103.87	105.87				
	SF	Split Time 1				44.24				Split Time 2				76.73																						
	F	Split Time 1				44.64				Split Time 2				77.56																						
2	3	<b>Becker / Henze</b>	<b>GER</b>																																	
3	SF 4	-	-	-	-	-	-	-	-	-	-	-	-	-	-	-	-	-	-	-	-	-	-	-	-	-	-	-	-	2	104.32	106.32				
3	F 1	-	-	-	-	-	-	-	-	-	-	2	-	-	-	-	-	-	-	-	-	-	-	-	-	-	-	-	-	2	102.66	104.66				
	SF	Split Time 1				46.13				Split Time 2				81.02																						
	F	Split Time 1				46.04				Split Time 2				79.39																						
3	8	<b>Volf / Stepanek</b>	<b>CZE</b>																																	
4	SF 3	-	-	-	-	-	-	-	-	-	-	-	2	-	-	-	-	-	-	-	-	-	-	-	-	-	-	-	-	2	104.22	106.22				
4	F 4	-	-	-	-	-	-	-	-	-	-	-	2	-	-	-	-	-	-	-	-	-	-	-	-	-	-	-	-	4	102.64	106.64				
	SF	Split Time 1				45.19				Split Time 2				79.54																						
	F	Split Time 1				46.46				Split Time 2				78.71																						
4	2	<b>Bahmann / Senft</b>	<b>GER</b>																																	
1	SF 6	-	-	-	-	-	-	-	-	-	-	-	-	-	-	-	-	-	-	-	-	-	-	-	-	-	-	-	-	0	107.01	107.01				
1	F 3	-	-	-	-	-	-	-	-	-	-	-	-	-	-	-	-	-	-	-	-	-	-	-	-	-	-	-	-	2	104.44	106.44				
	SF	Split Time 1				46.02				Split Time 2				81.92																						
	F	Split Time 1				45.81				Split Time 2				79.90																						
5	9	<b>Quemerais / Le Penec</b>	<b>FRA</b>																																	
5	SF 2	-	-	-	-	-	-	-	-	-	-	-	-	-	-	-	-	-	-	-	-	-	-	-	-	-	-	-	-	0	105.79	105.79				
5	F 5	-	-	-	-	-	-	-	-	2	-	-	-	2	-	-	-	-	-	-	-	-	-	-	-	-	-	-	-	4	107.00	111.00				
	SF	Split Time 1				46.37				Split Time 2				81.38																						
	F	Split Time 1				46.85				Split Time 2				81.89																						
6	6	<b>Benetti / Masoero</b>	<b>ITA</b>																																	
2	SF 5	-	-	-	-	-	-	-	-	-	-	-	-	-	-	-	-	-	-	-	-	-	-	-	-	-	-	-	-	0	106.40	106.40				
2	F 6	-	-	-	-	-	-	-	-	2	-	-	-	-	-	-	-	-	-	-	-	-	-	-	-	-	-	-	-	4	109.66	113.66				
	SF	Split Time 1				46.61				Split Time 2				82.00																						
	F	Split Time 1				48.97				Split Time 2				84.09																						

Gate Summary	1	2	3	4	5	6	7	8	9	10	11	12	13	14	15	16	17	18	19	20	21	22	23	24	25
Touched	0	0	0	0	0	0	0	1	1	0	1	0	3	0	0	1	0	2	2	0	0				
Missed	0	0	0	0	0	0	0	0	0	0	0	0	0	0	0	0	0	0	0	0	0				

**Legend:**  
 C2 - Canoe Double    Ph./Run - Phase or Run number    Bib No. - Bib Number    Rk - Rank    Pen. Sec. - Penalty Second    Pts - Points  
 SF - Semifinal    F - Final    A - Abandoned





## Results List / Heats - 1st and 2nd Run

Επίσημη Λίστα Αποτελεσμάτων / Προκριματικοί 1 και 2 / Liste des résultats / Eliminatoires - Manches 1 et 2

Rk	Bib No.	Name	NOC Code	1st Run				2nd Run				Total	
				Time	Pen. Sec.	Total Time	Rk	Time	Pen. Sec.	Total Time	Rk	Time	Behind
1	8	KURT Michael	SUI	94.30	0	94.30	4	92.49	0	92.49	1	<b>186.79</b>	0.00
2	2	WALSH Campbell	GBR	91.25	0	91.25	1	97.73	0	97.73	12	<b>188.98</b>	+2.19
3	1	SCHMIDT Thomas	GER	93.28	0	93.28	2	97.36	0	97.36	10	<b>190.64</b>	+3.85
4	11	LEFEVRE Fabien	FRA	93.00	2	95.00	5	95.80	0	95.80	4	<b>190.80</b>	+4.01
5	18	HEYL Brett	USA	95.68	0	95.68	7	94.61	2	96.61	=7	<b>192.29</b>	+5.50
6	25	POPOVSKI Lazar	MKD	96.92	0	96.92	8	96.14	0	96.14	6	<b>193.06</b>	+6.27
7	9	OBLINGER Helmut	AUT	94.25	0	94.25	3	96.94	2	98.94	16	<b>193.19</b>	+6.40
8	7	PESCHIER Benoit	FRA	99.33	0	99.33	14	93.04	2	95.04	2	<b>194.37</b>	+7.58
9	22	RAAB Ondrej	CZE	96.54	2	98.54	13	95.96	0	95.96	5	<b>194.50</b>	+7.71
10	3	SAJBIDOR Jan	SVK	95.13	0	95.13	6	97.76	2	99.76	18	<b>194.89</b>	+8.10
11	23	BRAAT Floris	NED	97.96	0	97.96	10	97.18	0	97.18	9	<b>195.14</b>	+8.35
12	16	POLACZYK Grzegorz	POL	95.97	2	97.97	11	97.49	0	97.49	11	<b>195.46</b>	+8.67
13	17	JUANMARTI Carles	ESP	99.47	0	99.47	15	96.61	0	96.61	=7	<b>196.08</b>	+9.29
14	19	PARSONS Scott	USA	98.15	0	98.15	12	98.06	2	100.06	19	<b>198.21</b>	+11.42
15	14	BOUKPETI Benjamin Thomas	TOG	96.99	0	96.99	9	97.93	4	101.93	21	<b>198.92</b>	+12.13
16	4	FORD David	CAN	97.30	4	101.30	18	98.57	0	98.57	14	<b>199.87</b>	+13.08
17	10	KODELJA Uros	SLO	100.24	2	102.24	19	97.99	0	97.99	13	<b>200.23</b>	+13.44
18	13	DRAPER Warwick	AUS	97.69	2	99.69	16	99.41	2	101.41	20	<b>201.10</b>	+14.31
19	5	FERRAZZI Pierpaolo	ITA	97.70	2	99.70	17	102.23	0	102.23	22	<b>201.93</b>	+15.14
20	12	ODD Sam	NED	105.27	2	107.27	22	95.41	0	95.41	3	<b>202.68</b>	+15.89
21	6	RHEINISCH Eoin	IRL	103.28	2	105.28	21	96.81	2	98.81	15	<b>204.09</b>	+17.30
22	21	MULIC Dinko	CRO	102.71	0	102.71	20	102.05	6	108.05	24	<b>210.76</b>	+23.97
23	24	SARGANOVIC Emir	BIH	107.26	4	111.26	23	101.04	4	105.04	23	<b>216.30</b>	+29.51
24	20	DIMITRIOU Alexandros	GRE	116.87	6	122.87	24	111.34	2	113.34	25	<b>236.21</b>	+49.42
25	15	EWALD Jens	GER	100.69	50	150.69	25	99.40	0	99.40	17	<b>250.09</b>	+63.30

### Legend:

K1 - Kayak Single Rk - Rank Bib No. - Bib Number Pen. Sec. - Penalty Second



**Race analysis / Heats - 1st and 2nd Run**

Ανάλυση Αγώνα / Προκριματικοί 1 και 2 / Analyse de course / Eliminatoires - Manches 1 et 2

Rk.	Bib No.	Name	NOC Code	Phase Total																																
				Start Order	Ph./Run	Rk	1	2	3	4	5	6	7	8	9	10	11	12	13	14	15	16	17	18	19	20	21	22	23	24	25	Pen. Sec.	Run Time	Run Total		
Split Time 1									Split Time 2																											
<b>1</b>	8	<b>KURT Michael</b>	<b>SUI</b>	<b>186.79</b>																																
				18	1	4	-	-	-	-	-	-	-	-	-	-	-	-	-	-	-	-	-	-	-	-	-	-	-	-	-	0	94.30	94.30		
				18	2	1	-	-	-	-	-	-	-	-	-	-	-	-	-	-	-	-	-	-	-	-	-	-	-	-	-	0	92.49	92.49		
				1	Split Time 1				40.25				Split Time 2												71.73											
2	Split Time 1				40.94				Split Time 2												71.86															
<b>2</b>	2	<b>WALSH Campbell</b>	<b>GBR</b>	<b>188.98</b>																																
				24	1	1	-	-	-	-	-	-	-	-	-	-	-	-	-	-	-	-	-	-	-	-	-	-	-	-	-	0	91.25	91.25		
				24	2	12	-	-	-	-	-	-	-	-	-	-	-	-	-	-	-	-	-	-	-	-	-	-	-	-	-	0	97.73	97.73		
				1	Split Time 1				40.61				Split Time 2												71.05											
2	Split Time 1				42.82				Split Time 2												72.81															
<b>3</b>	1	<b>SCHMIDT Thomas</b>	<b>GER</b>	<b>190.64</b>																																
				25	1	2	-	-	-	-	-	-	-	-	-	-	-	-	-	-	-	-	-	-	-	-	-	-	-	-	0	93.28	93.28			
				25	2	10	-	-	-	-	-	-	-	-	-	-	-	-	-	-	-	-	-	-	-	-	-	-	-	-	0	97.36	97.36			
				1	Split Time 1				40.67				Split Time 2												71.41											
2	Split Time 1				42.24				Split Time 2												72.14															
<b>4</b>	11	<b>LEFEVRE Fabien</b>	<b>FRA</b>	<b>190.80</b>																																
				15	1	5	-	-	-	-	-	-	-	-	-	-	-	-	-	-	-	-	-	-	-	-	-	-	2	-	-	-	2	93.00	95.00	
				15	2	4	-	-	-	-	-	-	-	-	-	-	-	-	-	-	-	-	-	-	-	-	-	-	-	-	-	0	95.80	95.80		
				1	Split Time 1				40.74				Split Time 2												70.66											
2	Split Time 1				42.60				Split Time 2												73.83															
<b>5</b>	18	<b>HEYL Brett</b>	<b>USA</b>	<b>192.29</b>																																
				8	1	7	-	-	-	-	-	-	-	-	-	-	-	-	-	-	-	-	-	-	-	-	-	-	-	-	0	95.68	95.68			
				8	2	=7	-	-	-	-	-	-	-	-	-	-	-	-	-	-	-	-	-	-	-	-	-	-	-	2	-	-	-	2	94.61	96.61
				1	Split Time 1				42.85				Split Time 2												72.88											
2	Split Time 1				43.38				Split Time 2												73.34															
<b>6</b>	25	<b>POPOVSKI Lazar</b>	<b>MKD</b>	<b>193.06</b>																																
				1	1	8	-	-	-	-	-	-	-	-	-	-	-	-	-	-	-	-	-	-	-	-	-	-	-	-	0	96.92	96.92			
				1	2	6	-	-	-	-	-	-	-	-	-	-	-	-	-	-	-	-	-	-	-	-	-	-	-	-	-	0	96.14	96.14		
				1	Split Time 1				43.19				Split Time 2												73.45											
2	Split Time 1				43.89				Split Time 2												74.25															
<b>7</b>	9	<b>OBLINGER Helmut</b>	<b>AUT</b>	<b>193.19</b>																																
				17	1	3	-	-	-	-	-	-	-	-	-	-	-	-	-	-	-	-	-	-	-	-	-	-	-	-	0	94.25	94.25			
				17	2	16	-	-	-	-	-	-	-	-	2	-	-	-	-	-	-	-	-	-	-	-	-	-	-	-	-	2	96.94	98.94		
				1	Split Time 1				41.41				Split Time 2												70.72											
2	Split Time 1				44.10				Split Time 2												73.46															



**Race analysis / Heats - 1st and 2nd Run**

Ανάλυση Αγώνα / Προκριματικοί 1 και 2 / Analyse de course / Eliminatoires - Manches 1 et 2

Rk.	Bib No.	Name	NOC Code	Phase Total	Race Data																													
					Start Order	Ph./Run	Rk	1	2	3	4	5	6	7	8	9	10	11	12	13	14	15	16	17	18	19	20	21	22	23	24	25	Pen. Sec.	Run Time
8	7	<b>PESCHIER Benoit</b>	FRA	194.37	19	1	14	-	-	-	-	-	-	-	-	-	-	-	-	-	-	-	-	-	-	-	-	-	-	-	-	0	99.33	99.33
					19	2	2	-	-	-	-	-	-	-	-	-	-	-	-	-	-	-	-	-	-	-	-	-	-	-	-	-	2	93.04
	1			Split Time 1				42.77				Split Time 2				72.85																		
	2			Split Time 1				41.54				Split Time 2				70.84																		
	9	22	<b>RAAB Ondrej</b>	CZE	194.50	4	1	13	-	-	-	-	-	-	-	-	-	-	-	-	2	-	-	-	-	-	-	-	-	-	-	2	96.54	98.54
						4	2	5	-	-	-	-	-	-	-	-	-	-	-	-	-	-	-	-	-	-	-	-	-	-	-	-	-	0
1				Split Time 1				43.73				Split Time 2				74.62																		
2				Split Time 1				42.52				Split Time 2				73.23																		
10		3	<b>SAJBIDOR Jan</b>	SVK	194.89	23	1	6	-	-	-	-	-	-	-	-	-	-	-	-	-	-	-	-	-	-	-	-	-	-	0	95.13	95.13	
						23	2	18	-	-	-	-	-	-	-	2	-	-	-	-	-	-	-	-	-	-	-	-	-	-	-	-	2	97.76
	1			Split Time 1				43.93				Split Time 2				74.08																		
	2			Split Time 1				43.25				Split Time 2				73.96																		
	11	23	<b>BRAAT Floris</b>	NED	195.14	3	1	10	-	-	-	-	-	-	-	-	-	-	-	-	-	-	-	-	-	-	-	-	-	0	97.96	97.96		
						3	2	9	-	-	-	-	-	-	-	-	-	-	-	-	-	-	-	-	-	-	-	-	-	-	-	0	97.18	97.18
1				Split Time 1				45.22				Split Time 2				76.10																		
2				Split Time 1				43.61				Split Time 2				73.68																		
12		16	<b>POLACZYK Grzegorz</b>	POL	195.46	10	1	11	-	-	-	2	-	-	-	-	-	-	-	-	-	-	-	-	-	-	-	-	-	-	2	95.97	97.97	
						10	2	11	-	-	-	-	-	-	-	-	-	-	-	-	-	-	-	-	-	-	-	-	-	-	-	-	0	97.49
	1			Split Time 1				43.34				Split Time 2				74.73																		
	2			Split Time 1				44.38				Split Time 2				74.51																		
	13	17	<b>JUANMARTI Carles</b>	ESP	196.08	9	1	15	-	-	-	-	-	-	-	-	-	-	-	-	-	-	-	-	-	-	-	-	-	0	99.47	99.47		
						9	2	=7	-	-	-	-	-	-	-	-	-	-	-	-	-	-	-	-	-	-	-	-	-	-	-	0	96.61	96.61
1				Split Time 1				45.24				Split Time 2				76.67																		
2				Split Time 1				42.56				Split Time 2				74.15																		
14		19	<b>PARSONS Scott</b>	USA	198.21	7	1	12	-	-	-	-	-	-	-	-	-	-	-	-	-	-	-	-	-	-	-	-	-	0	98.15	98.15		
						7	2	19	-	-	-	-	-	-	-	-	-	-	2	-	-	-	-	-	-	-	-	-	-	-	-	2	98.06	100.06
	1			Split Time 1				42.09				Split Time 2				73.20																		
	2			Split Time 1				42.27				Split Time 2				74.53																		



### Race analysis / Heats - 1st and 2nd Run

Ανάλυση Αγώνα / Προκριματικοί 1 και 2 / Analyse de course / Eliminatoires - Manches 1 et 2

Rk.	Bib No.	Name	NOC Code																										Phase Total		
				Pen. Sec.	Run Time	Run Total																									
Start Order	Ph./Run	Rk	1	2	3	4	5	6	7	8	9	10	11	12	13	14	15	16	17	18	19	20	21	22	23	24	25				
Split Time 1											Split Time 2																				
15	14	<b>BOUKPETI Benjamin Thomas</b>	<b>TOG</b>																												<b>198.92</b>
	12	1	9	-	-	-	-	-	-	-	-	-	-	-	-	-	-	-	-	-	-	-	-	-	-	-	-	-	0	96.99	96.99
	12	2	21	-	-	-	2	-	-	-	-	-	-	-	-	-	-	-	-	2	-	-	-	-	-	-	-	-	4	97.93	101.93
		1		Split Time 1				43.19											Split Time 2				74.62								
		2		Split Time 1				44.91											Split Time 2				76.47								
16	4	<b>FORD David</b>	<b>CAN</b>																												<b>199.87</b>
	22	1	18	-	-	-	-	-	2	-	-	-	-	-	-	2	-	-	-	-	-	-	-	-	-	-	-	-	4	97.30	101.30
	22	2	14	-	-	-	-	-	-	-	-	-	-	-	-	-	-	-	-	-	-	-	-	-	-	-	-	-	0	98.57	98.57
		1		Split Time 1				42.66											Split Time 2				75.15								
		2		Split Time 1				42.48											Split Time 2				76.96								
17	10	<b>KODELJA Uros</b>	<b>SLO</b>																												<b>200.23</b>
	16	1	19	-	-	-	-	-	-	-	-	-	-	-	2	-	-	-	-	-	-	-	-	-	-	-	-	-	2	100.24	102.24
	16	2	13	-	-	-	-	-	-	-	-	-	-	-	-	-	-	-	-	-	-	-	-	-	-	-	-	-	0	97.99	97.99
		1		Split Time 1				43.21											Split Time 2				76.49								
		2		Split Time 1				43.07											Split Time 2				74.72								
18	13	<b>DRAPER Warwick</b>	<b>AUS</b>																												<b>201.10</b>
	13	1	16	-	-	-	-	-	-	-	-	-	-	-	-	-	-	-	2	-	-	-	-	-	-	-	-	-	2	97.69	99.69
	13	2	20	-	-	-	2	-	-	-	-	-	-	-	-	-	-	-	-	-	-	-	-	-	-	-	-	-	2	99.41	101.41
		1		Split Time 1				43.64											Split Time 2				74.95								
		2		Split Time 1				45.05											Split Time 2				77.44								
19	5	<b>FERRAZZI Pierpaolo</b>	<b>ITA</b>																												<b>201.93</b>
	21	1	17	-	-	-	-	-	2	-	-	-	-	-	-	-	-	-	-	-	-	-	-	-	-	-	-	-	2	97.70	99.70
	21	2	22	-	-	-	-	-	-	-	-	-	-	-	-	-	-	-	-	-	-	-	-	-	-	-	-	-	0	102.23	102.23
		1		Split Time 1				44.97											Split Time 2				75.88								
		2		Split Time 1				46.23											Split Time 2				78.52								
20	12	<b>ODD Sam</b>	<b>NED</b>																												<b>202.68</b>
	14	1	22	-	-	-	-	-	-	-	-	-	-	-	-	-	-	-	-	2	-	-	-	-	-	-	-	-	2	105.27	107.27
	14	2	3	-	-	-	-	-	-	-	-	-	-	-	-	-	-	-	-	-	-	-	-	-	-	-	-	-	0	95.41	95.41
		1		Split Time 1				45.83											Split Time 2				78.52								
		2		Split Time 1				42.90											Split Time 2				73.17								
21	6	<b>RHEINISCH Eoin</b>	<b>IRL</b>																												<b>204.09</b>
	20	1	21	-	-	-	-	-	-	-	-	-	-	-	-	2	-	-	-	-	-	-	-	-	-	-	-	-	2	103.28	105.28
	20	2	15	-	-	-	-	-	-	-	-	-	-	2	-	-	-	-	-	-	-	-	-	-	-	-	-	-	2	96.81	98.81
		1		Split Time 1				42.86											Split Time 2				75.04								
		2		Split Time 1				43.84											Split Time 2				74.90								





**Race analysis / Heats - 1st and 2nd Run**

Ανάλυση Αγώνα / Προκριματικοί 1 και 2 / Analyse de course / Eliminatoires - Manches 1 et 2

Rk.	Bib No.	Name	NOC Code	Phase Total																										
				Pen. Sec.	Run Time																									
Start Order	Ph./Run	Rk	1	2	3	4	5	6	7	8	9	10	11	12	13	14	15	16	17	18	19	20	21	22	23	24	25	Run Total		
Split Time 1											Split Time 2																			
<b>22</b>	21	<b>MULIC Dinko</b>	<b>CRO</b>	<b>210.76</b>																										
5	1	20	-	-	-	-	-	-	-	-	-	-	-	-	-	-	-	-	-	-	-	-	-	-	-	-	-	0	102.71	102.71
5	2	24	-	-	-	-	-	-	-	-	-	-	2	-	2	-	2	-	-	-	-	-	-	-	-	-	-	6	102.05	108.05
1	Split Time 1		44.02										Split Time 2										76.18							
2	Split Time 1		43.62										Split Time 2										79.07							
<b>23</b>	24	<b>SARGANOVIC Emir</b>	<b>BIH</b>	<b>216.30</b>																										
2	1	23	2	-	-	-	-	-	-	-	-	-	-	-	-	-	-	-	-	2	-	-	-	-	-	-	-	4	107.26	111.26
2	2	23	-	-	-	-	-	-	-	-	-	2	2	-	-	-	-	-	-	-	-	-	-	-	-	-	-	4	101.04	105.04
1	Split Time 1		44.90										Split Time 2										80.39							
2	Split Time 1		44.10										Split Time 2										75.75							
<b>24</b>	20	<b>DIMITRIOU Alexandros</b>	<b>GRE</b>	<b>236.21</b>																										
6	1	24	-	2	-	-	-	-	-	-	-	-	-	-	-	2	-	-	2	-	-	-	-	-	-	-	-	6	116.87	122.87
6	2	25	-	-	-	-	-	-	-	-	-	-	-	-	-	-	-	-	-	-	-	2	-	-	-	-	-	2	111.34	113.34
1	Split Time 1		44.45										Split Time 2										91.19							
2	Split Time 1		44.20										Split Time 2										85.62							
<b>25</b>	15	<b>EWALD Jens</b>	<b>GER</b>	<b>250.09</b>																										
11	1	25	-	-	-	-	-	-	-	-	-	-	-	-	-	-	-	-	-	-	-	50	-	-	-	-	-	50	100.69	150.69
11	2	17	-	-	-	-	-	-	-	-	-	-	-	-	-	-	-	-	-	-	-	-	-	-	-	-	-	0	99.40	99.40
1	Split Time 1		41.57										Split Time 2										73.75							
2	Split Time 1		41.38										Split Time 2										72.97							

Gate Summary	1	2	3	4	5	6	7	8	9	10	11	12	13	14	15	16	17	18	19	20	21	22	23	24	25
Touched	1	1	0	2	1	0	3	0	1	1	2	0	3	4	2	0	4	3	1	1					
Missed	0	0	0	0	0	0	0	0	0	0	0	0	0	0	0	0	0	0	0	0	1				

**Legend:**

K1 - Kayak Single    Ph./Run - Phase or Run number    Bib No. - Bib Number    Rk - Rank    Pen. Sec. - Penalty Second    Pts - Points  
A - Abandoned



Olympic Canoe/Kayak Centre  
Ολυμπιακό Κέντρο Κανόε/Καγιάκ  
Centre Olympique Canoë/Kayak

ATHENS 2004



FRI 20 AUG 2004

## Canoe / Kayak Slalom Racing

Κανόε / Καγιάκ Σλάλομ / Canoë / Kayak Slalom

### Men's K1 Kayak Single

Κ1 Καγιάκ Μονό Ανδρών / K1 Hommes Kayak monoplace

#### Semi Final

Ημιτελικός / Demi-Finale



## Results List / Semi Final

Επίσημη Λίστα Αποτελεσμάτων / Ημιτελικός / Liste des résultats / Demi-Finale

Rank	Bib No.	Name	NOC Code	Time	Penalty Seconds	Total Time	Behind
1	2	WALSH Campbell	GBR	93.68	0	<b>93.68</b>	0.00
2	7	PESCHIER Benoit	FRA	93.93	0	<b>93.93</b>	+0.25
3	12	OUD Sam	NED	94.46	0	<b>94.46</b>	+0.78
4	16	POLACZYK Grzegorz	POL	94.74	0	<b>94.74</b>	+1.06
5	1	SCHMIDT Thomas	GER	93.11	2	<b>95.11</b>	+1.43
6	11	LEFEVRE Fabien	FRA	93.13	2	<b>95.13</b>	+1.45
7	4	FORD David	CAN	93.83	2	<b>95.83</b>	+2.15
8	10	KODELJA Uros	SLO	94.68	2	<b>96.68</b>	+3.00
9	19	PARSONS Scott	USA	96.82	0	<b>96.82</b>	+3.14
10	13	DRAPER Warwick	AUS	95.03	2	<b>97.03</b>	+3.35
11	17	JUANMARTI Carles	ESP	95.73	2	<b>97.73</b>	+4.05
12	3	SAJBIDOR Jan	SVK	97.77	0	<b>97.77</b>	+4.09
13	9	OBLINGER Helmut	AUT	98.02	0	<b>98.02</b>	+4.34
14	22	RAAB Ondrej	CZE	96.13	2	<b>98.13</b>	+4.45
15	18	HEYL Brett	USA	98.28	2	<b>100.28</b>	+6.60
16	25	POPOVSKI Lazar	MKD	100.80	0	<b>100.80</b>	+7.12
17	23	BRAAT Floris	NED	99.39	2	<b>101.39</b>	+7.71
18	14	BOUKPETI Benjamin Thomas	TOG	96.42	6	<b>102.42</b>	+8.74
19	5	FERRAZZI Pierpaolo	ITA	103.07	0	<b>103.07</b>	+9.39
20	8	KURT Michael	SUI	99.20	4	<b>103.20</b>	+9.52

#### Legend:

K1 - Kayak Single    Bib No. - Bib Number



**Olympic Canoe/Kayak Centre**  
Ολυμπιακό Κέντρο Κανόε/Καγιάκ  
Centre Olympique Canoë/Kayak

ATHENS 2004



FRI 20 AUG 2004

## Canoe / Kayak Slalom Racing

Κανόε / Καγιάκ Σλάλομ / Canoë / Kayak Slalom

### Men's K1 Kayak Single

K1 Καγιάκ Μονό Ανδρών / K1 Hommes Kayak monoplace

#### Final

Τελικός / Finale



## Result List - SemiFinal and Final

Επίσημη Λίστα Αποτελεσμάτων / Ημιτελικός και Τελικός / Résultats Officiel Demi-Finale et Finale

Rk	Bib No.	Name	NOC Code	Semifinal				Final				Total	
				Time	Pen. Sec.	Total Time	Rk	Time	Pen. Sec.	Total Time	Rk	Time	Behind
1	7	<b>PESCHIER Benoit</b>	FRA	93.93	0	93.93	2	94.03	0	94.03	1	<b>187.96</b>	0.00
2	2	<b>WALSH Campbell</b>	GBR	93.68	0	93.68	1	96.49	0	96.49	3	<b>190.17</b>	+2.21
3	11	<b>LEFEVRE Fabien</b>	FRA	93.13	2	95.13	6	93.86	2	95.86	2	<b>190.99</b>	+3.03
4	4	<b>FORD David</b>	CAN	93.83	2	95.83	7	96.75	0	96.75	4	<b>192.58</b>	+4.62
5	1	<b>SCHMIDT Thomas</b>	GER	93.11	2	95.11	5	97.82	0	97.82	5	<b>192.93</b>	+4.97
6	19	<b>PARSONS Scott</b>	USA	96.82	0	96.82	9	97.94	0	97.94	6	<b>194.76</b>	+6.80
7	16	<b>POLACZYK Grzegorz</b>	POL	94.74	0	94.74	4	99.83	2	101.83	8	<b>196.57</b>	+8.61
8	12	<b>OUD Sam</b>	NED	94.46	0	94.46	3	96.82	6	102.82	9	<b>197.28</b>	+9.32
9	13	<b>DRAPER Warwick</b>	AUS	95.03	2	97.03	10	100.40	0	100.40	7	<b>197.43</b>	+9.47
10	10	<b>KODELJA Uros</b>	SLO	94.68	2	96.68	8	104.93	0	104.93	10	<b>201.61</b>	+13.65

#### Legend:

K1 - Kayak Single    Rk - Rank    Bib No. - Bib Number    Pen. Sec. - Penalty Second



### Race Analysis - SemiFinal and Final

Ανάλυση Αγώνα / Ημιτελικός και Τελικός / Analyse de course - Demi-Finale and Finale

Rk.	Bib No.	Name	NOC Code	Phase Total																														
				Start Order	Ph./Run	Rk	1	2	3	4	5	6	7	8	9	10	11	12	13	14	15	16	17	18	19	20	21	22	23	24	25	Pen. Sec.	Run Time	Run Total
									Split Time 1									Split Time 2																
1	7	<b>PESCHIER Benoit</b>	<b>FRA</b>																												<b>187.96</b>			
	9	SF 2	-	-	-	-	-	-	-	-	-	-	-	-	-	-	-	-	-	-	-	-	-	-	-	-	-	-	-	-	-	0	93.93	93.93
	9	F 1	-	-	-	-	-	-	-	-	-	-	-	-	-	-	-	-	-	-	-	-	-	-	-	-	-	-	-	-	0	94.03	94.03	
		SF	Split Time 1	42.59									Split Time 2									72.08												
		F	Split Time 1	42.30									Split Time 2									72.70												
2	2	<b>WALSH Campbell</b>	<b>GBR</b>																												<b>190.17</b>			
	10	SF 1	-	-	-	-	-	-	-	-	-	-	-	-	-	-	-	-	-	-	-	-	-	-	-	-	-	-	-	-	0	93.68	93.68	
	10	F 3	-	-	-	-	-	-	-	-	-	-	-	-	-	-	-	-	-	-	-	-	-	-	-	-	-	-	-	-	0	96.49	96.49	
		SF	Split Time 1	39.94									Split Time 2									70.30												
		F	Split Time 1	43.44									Split Time 2									75.15												
3	11	<b>LEFEVRE Fabien</b>	<b>FRA</b>																												<b>190.99</b>			
	5	SF 6	2	-	-	-	-	-	-	-	-	-	-	-	-	-	-	-	-	-	-	-	-	-	-	-	-	-	-	-	2	93.13	95.13	
	5	F 2	-	-	2	-	-	-	-	-	-	-	-	-	-	-	-	-	-	-	-	-	-	-	-	-	-	-	-	-	2	93.86	95.86	
		SF	Split Time 1	41.93									Split Time 2									72.43												
		F	Split Time 1	40.91									Split Time 2									70.86												
4	4	<b>FORD David</b>	<b>CAN</b>																												<b>192.58</b>			
	4	SF 7	-	2	-	-	-	-	-	-	-	-	-	-	-	-	-	-	-	-	-	-	-	-	-	-	-	-	-	-	2	93.83	95.83	
	4	F 4	-	-	-	-	-	-	-	-	-	-	-	-	-	-	-	-	-	-	-	-	-	-	-	-	-	-	-	-	0	96.75	96.75	
		SF	Split Time 1	40.57									Split Time 2									72.37												
		F	Split Time 1	43.09									Split Time 2									73.90												
5	1	<b>SCHMIDT Thomas</b>	<b>GER</b>																												<b>192.93</b>			
	6	SF 5	-	-	-	-	2	-	-	-	-	-	-	-	-	-	-	-	-	-	-	-	-	-	-	-	-	-	-	-	2	93.11	95.11	
	6	F 5	-	-	-	-	-	-	-	-	-	-	-	-	-	-	-	-	-	-	-	-	-	-	-	-	-	-	-	-	0	97.82	97.82	
		SF	Split Time 1	41.67									Split Time 2									72.11												
		F	Split Time 1	41.61									Split Time 2									72.47												
6	19	<b>PARSONS Scott</b>	<b>USA</b>																												<b>194.76</b>			
	2	SF 9	-	-	-	-	-	-	-	-	-	-	-	-	-	-	-	-	-	-	-	-	-	-	-	-	-	-	-	-	0	96.82	96.82	
	2	F 6	-	-	-	-	-	-	-	-	-	-	-	-	-	-	-	-	-	-	-	-	-	-	-	-	-	-	-	-	0	97.94	97.94	
		SF	Split Time 1	43.34									Split Time 2									75.23												
		F	Split Time 1	43.32									Split Time 2									75.44												
7	16	<b>POLACZYK Grzegorz</b>	<b>POL</b>																												<b>196.57</b>			
	7	SF 4	-	-	-	-	-	-	-	-	-	-	-	-	-	-	-	-	-	-	-	-	-	-	-	-	-	-	-	-	0	94.74	94.74	
	7	F 8	-	-	-	-	-	-	-	-	-	-	-	-	-	-	-	-	-	-	-	-	-	-	-	-	-	2	-	-	2	99.83	101.83	
		SF	Split Time 1	41.42									Split Time 2									72.29												
		F	Split Time 1	43.84									Split Time 2									75.97												



**Race Analysis - SemiFinal and Final**

Ανάλυση Αγώνα / Ημιτελικός και Τελικός / Analyse de course - Demi-Finale and Finale

Rk.	Bib No.	Name																									NOC Code					Phase Total	
Start Order	Ph./Run	Rk	1	2	3	4	5	6	7	8	9	10	11	12	13	14	15	16	17	18	19	20	21	22	23	24	25	Pen. Sec.	Run Time	Run Total			
											Split Time 1									Split Time 2													

<b>8</b>	12	<b>OUD Sam</b>																									<b>NED</b>					<b>197.28</b>	
8	SF 3	-	-	-	-	-	-	-	-	-	-	-	-	-	-	-	-	-	-	-	-	-	-	-	-	-	-	-	0	94.46	94.46		
8	F 9	-	-	-	-	2	-	-	-	-	-	-	-	-	-	-	-	-	2	2	-	-	-	-	-	-	-	6	96.82	102.82			
SF		Split Time 1										Split Time 2																					
F		Split Time 1										Split Time 2																					

<b>9</b>	13	<b>DRAPER Warwick</b>																									<b>AUS</b>					<b>197.43</b>	
1	SF 10	-	-	-	-	-	-	-	-	-	-	2	-	-	-	-	-	-	-	-	-	-	-	-	-	-	-	2	95.03	97.03			
1	F 7	-	-	-	-	-	-	-	-	-	-	-	-	-	-	-	-	-	-	-	-	-	-	-	-	-	-	0	100.40	100.40			
SF		Split Time 1										Split Time 2																					
F		Split Time 1										Split Time 2																					

<b>10</b>	10	<b>KODELJA Uros</b>																									<b>SLO</b>					<b>201.61</b>	
3	SF 8	-	-	-	-	2	-	-	-	-	-	-	-	-	-	-	-	-	-	-	-	-	-	-	-	-	-	2	94.68	96.68			
3	F 10	-	-	-	-	-	-	-	-	-	-	-	-	-	-	-	-	-	-	-	-	-	-	-	-	-	-	0	104.93	104.93			
SF		Split Time 1										Split Time 2																					
F		Split Time 1										Split Time 2																					

Gate Summary	1	2	3	4	5	6	7	8	9	10	11	12	13	14	15	16	17	18	19	20	21	22	23	24	25
Touched	1	1	1	0	3	0	0	0	0	0	0	1	0	0	0	0	1	2	0	0					
Missed	0	0	0	0	0	0	0	0	0	0	0	0	0	0	0	0	0	0	0	0					

**Legend:**

K1 - Kayak Single    Ph./Run - Phase or Run number    Bib No. - Bib Number    Rk - Rank    Pen. Sec. - Penalty Second    Pts - Points  
 SF - Semifinal    F - Final    A - Abandoned



**OFFICIAL COMMUNICATION**

Επίσημη Ανακοίνωση / Communiqué officiel

**Delay on Unofficial Results**

**K1 Men Final**

**CORRECTED**

**Item: 5**

-BIB Nr. 2 WALSH C. GBR. The finish time has been changed due to water projection in the starting photocells just before his start.

-BIB Nr. 11 LEFEVRE F. FRA. Passed the finish line under the finish photocells, his time has been taken by the manual finish line official.

Issued by: Technical Delegate Peter Horster

Time: 13:50

Date: 20 AUG 2004

This decision affects:

RESULTS

SCHEDULE

OTHER

**Note:**



**After 4 of 4 Events**

**Medallists by Event**

Μετάλλια ανά Κατηγορία / Listes des medailles par Event

**As of FRI 20 AUG 2004**

Event Name	Date	Medal	Name	NOC Code
C1 Men	18 Aug 2004	Gold	ESTANGUET Tony	FRA
		Silver	MARTIKAN Michal	SVK
		Bronze	PFANNMOELLER Stefan	GER
K1 Women	18 Aug 2004	Gold	KALISKA Elena	SVK
		Silver	GIDDENS Rebecca	USA
		Bronze	REEVES Helen	GBR
C2 Men	20 Aug 2004	Gold	HOCHSCHORNER Pavol	SVK
			HOCHSCHORNER Peter	
		Silver	BECKER Marcus	GER
			HENZE Stefan	
		Bronze	VOLF Jaroslav	CZE
			STEPANEK Ondrej	
K1 Men	20 Aug 2004	Gold	PESCHIER Benoit	FRA
		Silver	WALSH Campbell	GBR
		Bronze	LEFEVRE Fabien	FRA

**Legend:**

C1 - Canoe Single    K1 - Kayak Single    C2 - Canoe Double



## Medals Standings

Κάτοχοι Μεταλλίων / Classement par Medailles

As of FRI 20 AUG 2004

Rank	NOC	Men				Women				Total				Rank by Total
		G	S	B	Tot	G	S	B	Tot	G	S	B	Tot	
1	SVK - Slovakia	1	1		2	1			1	2	1		3	=1
2	FRA - France	2		1	3					2		1	3	=1
3	GBR - Great Britain		1		1			1	1		1	1	2	=3
3	GER - Germany		1	1	2						1	1	2	=3
5	USA - United States						1		1		1		1	=5
6	CZE - Czech Republic			1	1							1	1	=5
	<b>Total</b>	<b>3</b>	<b>3</b>	<b>3</b>	<b>9</b>	<b>1</b>	<b>1</b>	<b>1</b>	<b>3</b>	<b>4</b>	<b>4</b>	<b>4</b>	<b>12</b>	

**Legend:**

G - Gold S - Silver B - Bronze Tot - Total '=' - Equal sign indicates that two or more athletes or NOCs share the same rank by total





Organising Committee  
for the Olympic Games  
ATHENS 2004

Comité d'Organisation  
des Jeux Olympiques  
ATHÈNES 2004