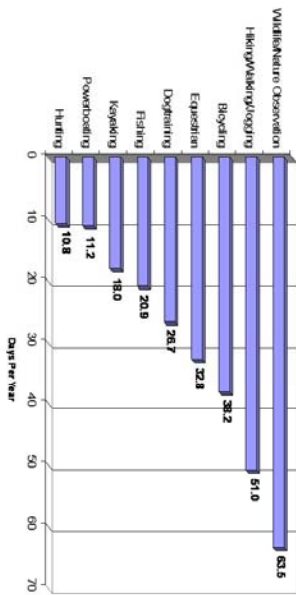


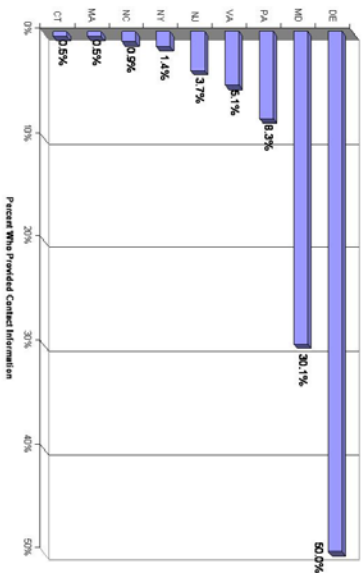
Average Participation Days Per Year By Users of the C&D Canal



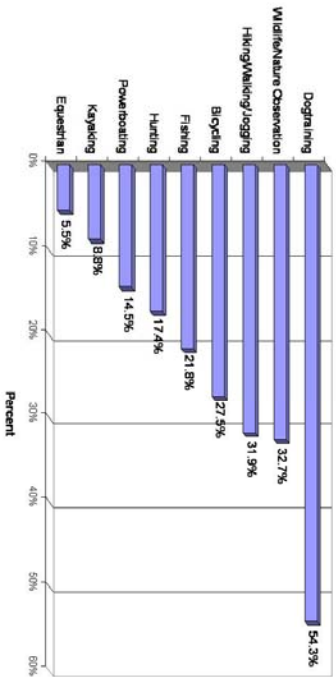
# Chesapeake and Delaware Canal Recreation Study

A public survey questionnaire was administered from April through May 2005. The survey collected information on how the public uses the C&D Canal lands for recreation and their vision for future recreation uses. 474 individuals completed the survey.

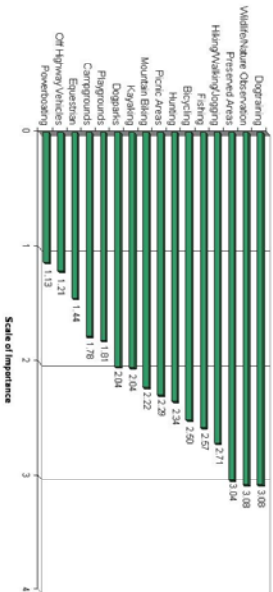
Survey Respondents By State



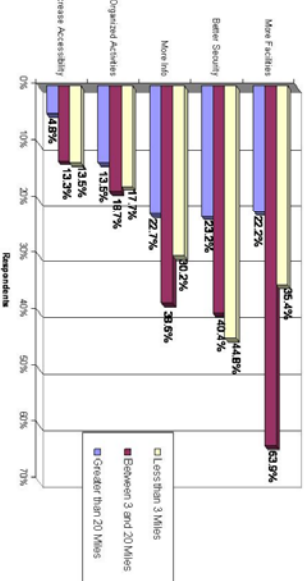
How Do You Currently Use The C&D Canal For Recreation? (384 Respondents)



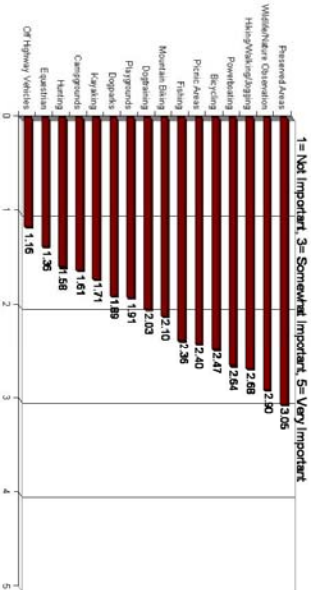
Rate the Importance of Each Activity on a Scale of 1 to 5



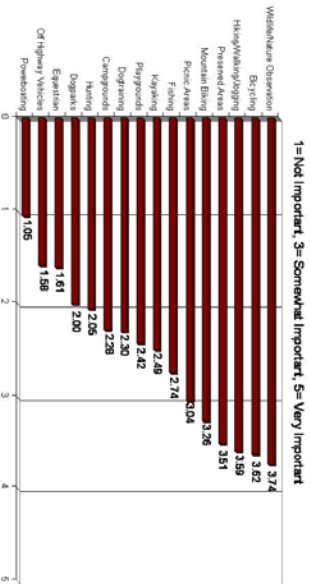
What Enhancements Would Encourage You to Use the C&D Canal Area More?



Rate the Importance of Each Activity 96 Respondents Living Within 3 miles of the C&D Canal



Rate the Importance of Each Activity 166 Respondents Living Between 3 and 20 Miles from the C&D Canal



Rate the Importance of Each Activity 207 Respondents Living Greater than 20 Miles from the C&D Canal

