

1.3 Coca / Cocaine Market

1.3.1 Summary trend overview

The global cocaine market is largely stable with indicators on both the supply and demand side holding, more or less, at the levels of previous years. The global area under coca cultivation fell by 29 per cent to some 157,000 hectares between 2000-2006, reflecting a strong decline (-52 per cent) of coca cultivation in Colombia – due to large-scale eradication. The areas under coca cultivation in Peru and Bolivia increased over this period but remained significantly below the levels reported a decade earlier (-45 per cent for Peru and Bolivia over the 1995-2006 period).

Though contained, there are indications that the supply side of this market remains adaptive. The success in the reduction of coca cultivation from 2000 to 2005 did not lead to a decline in cocaine production. In recent years, the use of fertilizers and pesticides, and the refinement of knowledge and skill in processing the leaf, have improved coca yields, leaving cocaine production largely stable. In 2006, the area under coca cultivation in Bolivia, Colombia and Peru amounted to 156,900 ha, a 2 per cent contraction over 2005. The overall production of cocaine also remained largely unchanged at 984 mt in 2006.

With the supply side of the market largely stable, there are encouraging signs that progress is being made in reducing supply through interdiction. Seizures of cocaine continue to remain high. Overall, the interception rate rose from 24 per cent in 2000 to 42 per cent in 2006. Improved cooperation among law enforcement bodies in and across countries appears to have led to an increase in seizures in and around the producer countries. In fact, 50 per cent of global cocaine seizures took place in South America (including the Caribbean and Central America) in 2005. North America and Western and Central Europe, the two main cocaine consumption regions, also continued to seize large amounts of the drug (28 per cent and 14 per cent of global seizures respectively). The world's largest cocaine seizures in 2005 were, once again, made by Colombia, followed by the USA, Venezuela, Spain, Ecuador and Mexico. The bulk of cocaine enters the USA via Mexico. In terms of trafficking organisations, there seems to have been a shift from Colombian towards Mexican organized crime groups, which now dominate the wholesale trade to the United States.

The distribution patterns within this market continue to evolve. Cocaine is trafficked to Europe via the Caribbean and, increasingly, via Africa. Over the 2000-2005 period the largest increases in cocaine seizures were reported by countries in Africa and West and Central Europe. In both

regions, cocaine seizures almost quadrupled over the 2000-2005 period. This highlights the relevance of closely monitoring the new consumer markets and transit routes as they develop. The largest cocaine seizures in Europe in 2005 were made by Spain, followed by Portugal and the Netherlands, reflecting both strong national law enforcement activities and the increase in trafficking towards these countries – which contain vibrant consumer markets and which are the main entry points of cocaine into the European Union.

Similarly, rising levels of seizures in Africa reflect the fact that this continent, notably countries along the Gulf of Guinea and off the coast of Cape Verde, is increasingly being used as a transshipment point for cocaine from South America to markets in western Europe.

The global consumer market for cocaine is estimated at 14 million people. While the consumer demand in North America has ceased to expand, cocaine is making worrying inroads into new and growing markets. Consumption increased significantly in Europe, doubling or tripling in several countries over the last decade. In Africa, notably in the countries of West Africa, cocaine use has also increased. Overall cocaine consumption levels in Europe are still significantly lower than in North America. However, Spain recently reported that, for the first time, cocaine annual prevalence levels exceeded those of the USA in 2005. High and rising levels of cocaine use have also been reported from the UK and Italy.

Increases in cocaine use have been reported from a number of countries in South America, Central America and the Caribbean, reflecting the growth of consumer markets along the distribution chain. These increases must be monitored carefully with a view to halting any further increase on both the supply and the demand sides.

Cocaine use levels in Asia and in eastern Europe are still very low. The price to income ratio in these countries is very high and, although this may have suppressed demand slightly in the past, increases have been reported in some of these markets as well. Taking into account some of the trends in these new markets an ongoing geographical spread in the use of cocaine is clearly identifiable. However, one thing that has changed is that the number of countries showing rising levels of cocaine use has indeed fallen from 62 per cent of all reporting countries in 2000 to 40 per cent in 2005, and the number of countries reporting stable or declining cocaine use levels has increased.

1.3.2 Production

Table 5: Global illicit cultivation of coca bush and production of cocaine

	1990	1991	1992	1993	1994	1995	1996	1997	1998	1999	2000	2001	2002	2003	2004	2005	2006
CULTIVATION^(a) OF COCA BUSH IN HECTARES																	
Bolivia ^(b)	50,300	47,900	45,300	47,200	48,100	48,600	48,100	45,800	38,000	21,800	14,600	19,900	21,600	23,600	27,700	25,400	27,500
Colombia ^(c)	40,100	37,500	37,100	39,700	44,700	50,900	67,200	79,400	101,800	160,100	163,300	144,800	102,000	86,000	80,000	86,000	78,000
Peru ^(d)	121,300	120,800	129,100	108,800	108,600	115,300	94,400	68,800	51,000	38,700	43,400	46,200	46,700	44,200	50,300	48,200	51,400
Total	211,700	206,200	211,500	195,700	201,400	214,800	209,700	194,000	190,800	220,600	221,300	210,900	170,300	153,800	158,000	159,600	156,900
POTENTIAL PRODUCTION OF DRY COCA LEAF IN METRIC TONS^(e)																	
Bolivia	77,000	78,000	80,300	84,400	89,800	85,000	75,100	70,100	52,900	22,800	13,400	20,200	19,800	27,800	38,000	28,200	33,200
Colombia	45,300	45,000	44,900	45,300	67,500	80,900	108,900	129,500	165,900	261,000	266,200	236,000	222,100	186,054	164,280	164,280	154,130
Peru	196,900	222,700	223,900	155,500	165,300	183,600	174,700	130,600	95,600	69,200	46,200	49,300	52,500	72,800	101,000	97,000	105,100
Total	319,200	345,700	349,100	285,200	322,600	349,500	358,700	330,200	314,400	353,000	325,800	305,500	294,400	286,654	303,280	289,480	292,430
POTENTIAL MANUFACTURE^(f) OF COCAINE IN METRIC TONS																	
Bolivia	189	220	225	240	255	240	215	200	150	70	43	60	60	79	98	80	94
Colombia	92	88	91	119	201	230	300	350	435	680	695	617	580	550	640	640	610
Peru ^(g)	492	525	550	410	435	460	435	325	240	175	141	150	160	230	270	260	280
Total	774	833	866	769	891	930	950	875	825	925	879	827	800	859	1,008	980	984

(a) Potentially harvestable, after eradication

(b) Sources: 1990-2002: CICAD and US Department of State, International Narcotics Control Strategy Report; 2003-2006: National Illicit Crop Monitoring System supported by UNODC.

(c) Sources: 1990-1998: CICAD and US Department of State, International Narcotics Control Strategy Report; 1999-2006: National Illicit Crop Monitoring System supported by UNODC.

(d) Sources: 1990-1999: CICAD and US Department of State, International Narcotics Control Strategy Report; 2000-2006: National Illicit Crop Monitoring System supported by UNODC.

(e) Refers to the potential dry coca leaf production available for cocaine production, i. e. after deducting the amount, which governments report as being used for traditional or other purposes allowed under national law. In the absence of a standard definition of "dry coca leaf" and given considerable differences in the processing of the fresh coca leaf harvested, the figures may not always be comparable across countries.

(f) Amounts of cocaine that could be manufactured from locally produced coca leaf (due to imports and exports actual amounts of cocaine manufactured in a country can differ).

(g) Figures from 2003 to 2005 were revised based on updated information available on the amount of coca leaf necessary to produce one kg of cocaine HCl, at 100% purity.

Global cultivation of coca remained essentially stable in 2006 ...

In 2006, the area under coca cultivation in Bolivia, Colombia and Peru amounted to 156,900 ha. While this represents a small decline of 2 per cent compared to 2005, the decrease in Colombia was almost entirely offset by increases in Bolivia and Peru. The cultivation estimates show that the global area under coca has been essentially stable since 2003. However, global coca cultivation continues to be lower than in any year of the 1990s and 29 per cent below the level recorded in 2000 (221,300 ha).

Colombia remained the country with the world's largest coca cultivation, which represented half of the global area under coca bush. Coca cultivation in Colombia declined by 9 per cent from 86,000 ha in 2005 to 78,000 ha in 2006. Overall, despite the fluctuations in recent years, coca cultivation in Colombia has proven to be relatively stable since 2003.

In Peru, however, coca cultivation increased by 7 per cent to 51,400 ha. Despite this increase, cultivation remained well below the levels registered in the mid-1990s, when Peru was the world's largest cultivator. Peru is now the second largest coca cultivating country behind Colombia, and accounted for one third of global cultivation in 2006.

Bolivia, the third largest producer of coca leaf, still trails far behind Colombia, and accounted for only 18 per cent of global coca cultivation. Similar to Peru, the area under coca in Bolivia increased by 8 per cent compared to 2005, and reached 27,500 ha in 2006, which is almost as high as the level reached in 2004.

There are no indications of large-scale coca cultivation outside the three main coca growing countries. Coca cultivation in neighbouring countries such as Ecuador and Venezuela is thought to be marginal.

... leaving the level of potential cocaine production largely unchanged ...

The overall potential production of cocaine reached 984 mt in 2006, about the same as a year earlier, with levels amounting to 610 mt in Colombia, 280 mt in Peru and 94 mt in Bolivia. Potential production is practically unchanged from the levels of a decade ago.

... while farm-gate prices for coca products decreased in most areas

In Peru, farm-gate prices for sun-dried coca leaf declined from a national average of US\$ 2.9/kg in 2005 to only US\$ 2.5/kg in 2006. The monthly average prices for sun-dried coca leaf at the farm-gate in 2006 remained in the price range of US\$ 2-3/kg observed since 2001.

In Bolivia, farm-gate prices for sun-dried coca leaf fell

below the already low prices of 2005 and remained at an average of US\$ 3.9/kg well below the price level of over US\$ 5/kg between 2000 and 2004. Coca leaf prices in Bolivia continued to be considerably higher than in neighbouring Peru.

In Colombia, the yearly average price for coca paste amounted to US\$ 879/kg, and US\$ 1,762/kg for cocaine HCl. Farm-gate prices for coca paste, which had fallen to pre-2001 levels at the start of 2006 (US\$750/kg) recovered during the year and reached a new high of over (US\$ 1,010/kg) in December 2006.

Most clandestine laboratories for cocaine HCl are located in South America

In 2005, governments reported the destruction of 5,737 clandestine coca processing laboratories (excluding coca maceration pits), a four-fold increase since 2000, when only 1,314 laboratories were dismantled. In addition to clandestine laboratories, large numbers of coca maceration pits were destroyed in Bolivia and Peru.

Over 99 per cent of all dismantled clandestine laboratories in 2005 were in Bolivia, Colombia and Peru. This shows that almost the complete cocaine production chain, from coca paste to cocaine base and finally cocaine HCl, is located close to the cultivation areas in the three countries. An analysis by type of laboratory reveals that laboratories in Bolivia and Peru, with very few exceptions, produced coca paste and cocaine base, whereas in Colombia a substantial number of laboratories produced cocaine HCl. Preliminary figures for 2006 show a similar pattern.

The discovery of clandestine cocaine laboratories outside the coca cultivating countries demonstrates that a small amount of cocaine is produced in other countries as well. However, a large majority of the 210 clandestine cocaine laboratories destroyed worldwide in 2005 were located in Colombia (163), a further 33 in other South American countries, and only 14 in other parts of the world, such as Spain (11), France, South Africa and the United States of America (one each).

During 2005, Colombia's role as the major cocaine producing country was further demonstrated by the fact that the largest seizures of potassium permanganate, a precursor chemical necessary for the production of cocaine HCl, took place in Colombia (141 mt). Given the small amount of clandestine potassium permanganate laboratories discovered in Colombia in 2005, it is unlikely that all the potassium permanganate needed to produce cocaine originates from sources within Colombia. However, no seizures of any significance have been reported in ports of entry into the country and little is known about the sources and routes of the potassium permanganate smuggling into Colombia.

Fig. 39: Global coca bush cultivation (hectares), 1990 to 2006

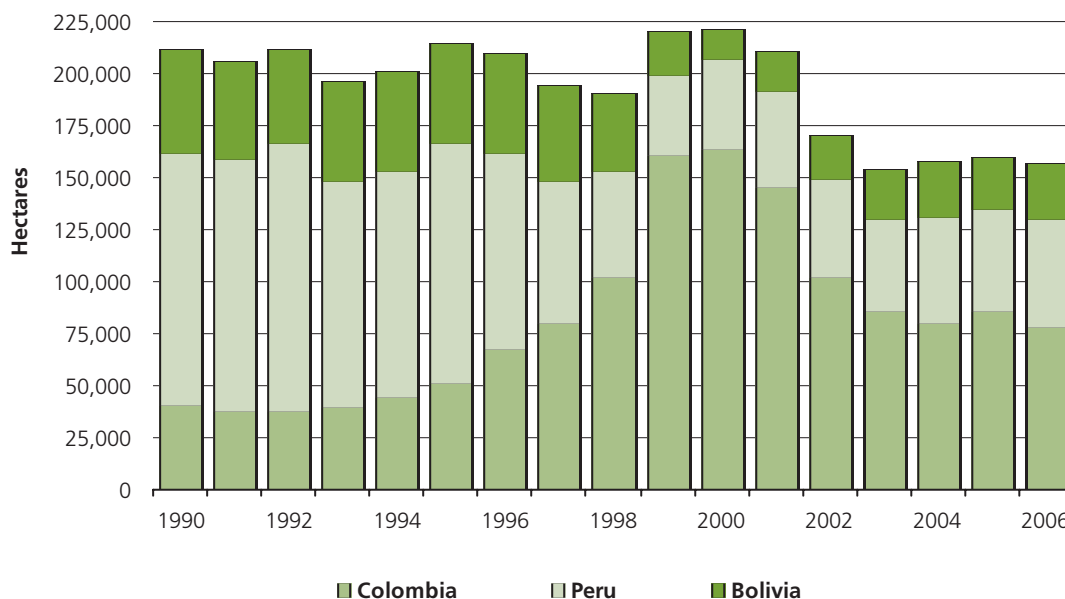
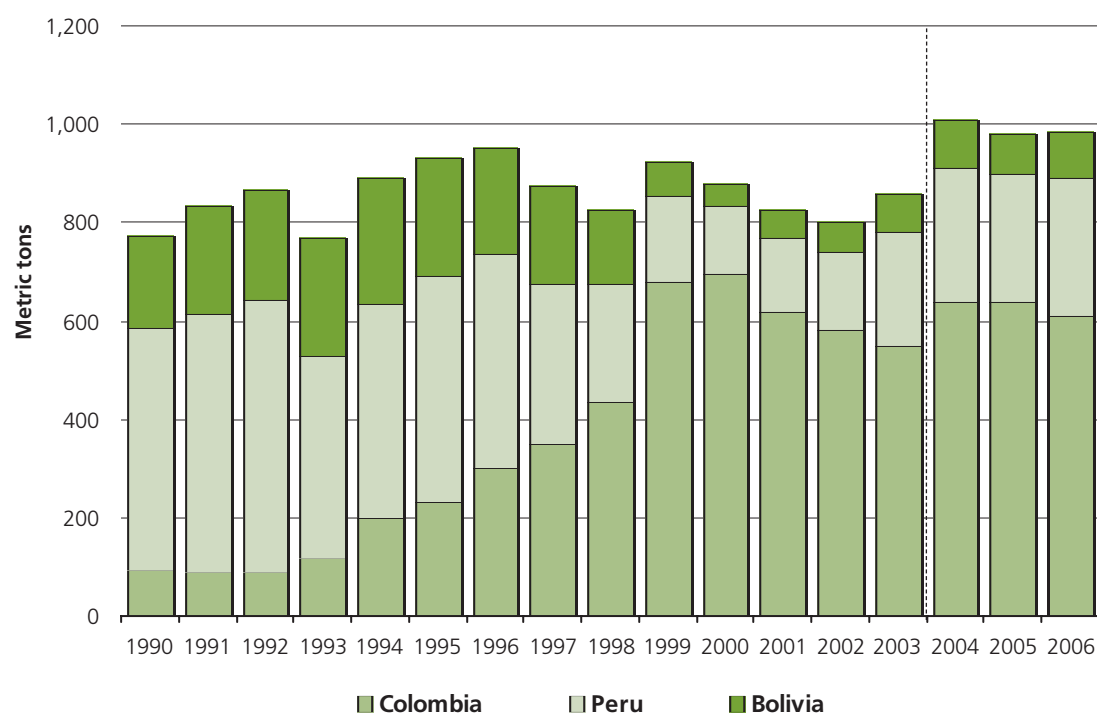
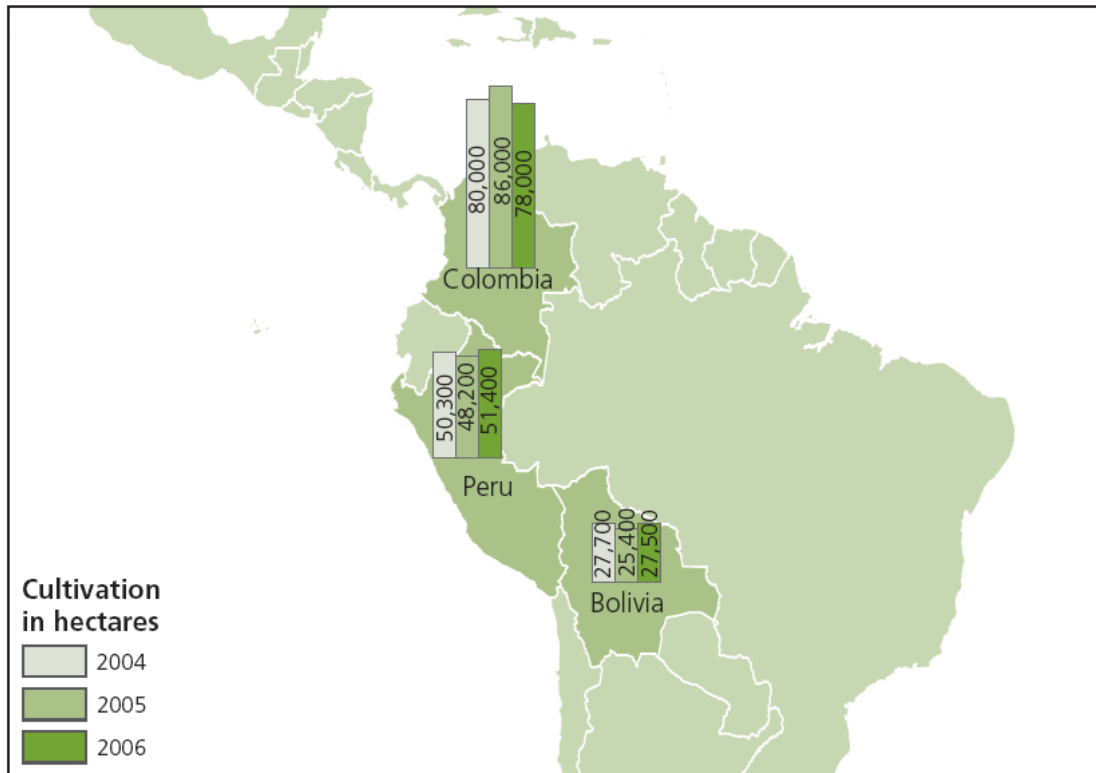


Fig. 40: Global cocaine production (metric tons), 1990 to 2006



Note: Colombian cocaine production estimates for 2004 and later are not directly comparable with previous years.

Map. 9: Coca bush cultivation, 2004 - 2006



Map. 10: Potential cocaine production, 2004 - 2006

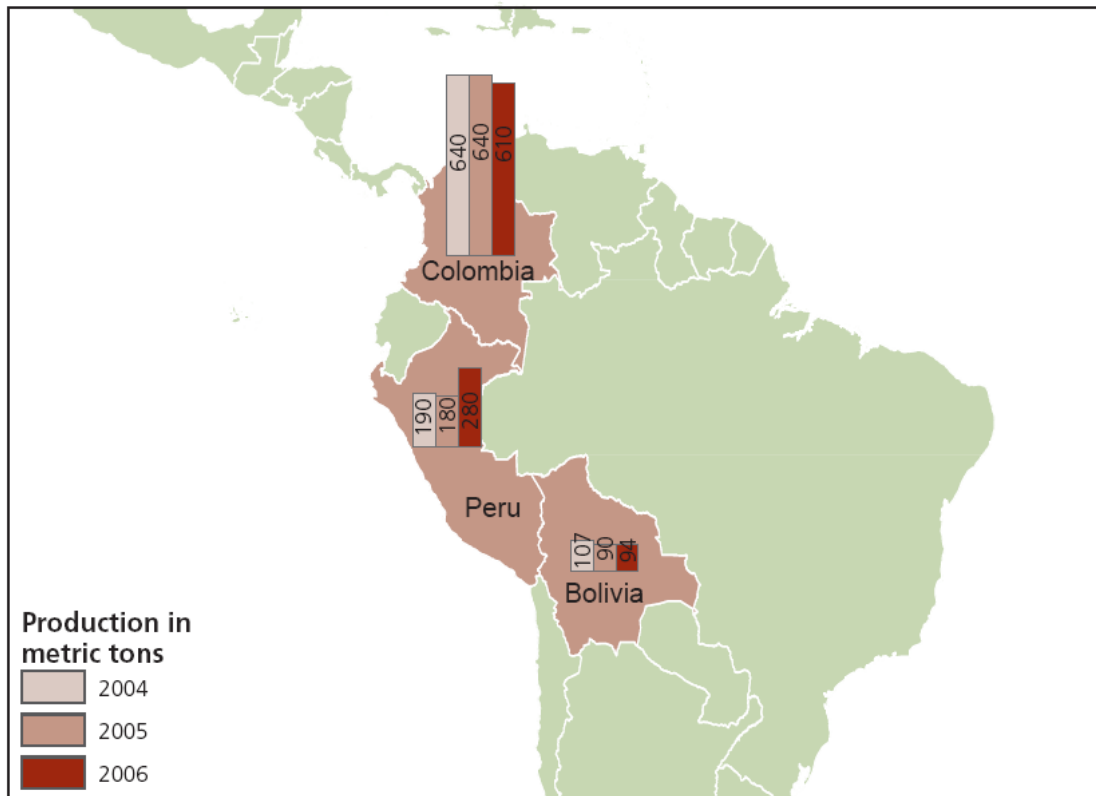
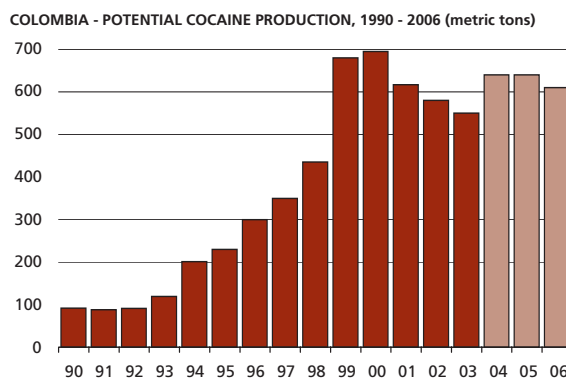
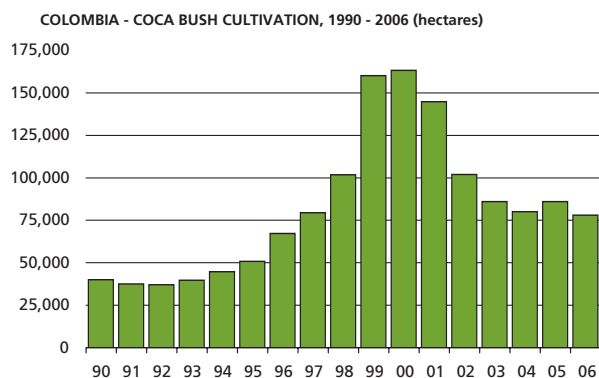


Fig. 41: Annual coca bush cultivation and cocaine production in main producing countries, 1990 - 2006



Estimates for Colombia for 1999 and subsequent years come from the national monitoring system established by the Colombian government with the support of UNODC. Due to the change of methodology, figures for 1999 and after cannot be directly compared with data from previous years. Production data for 2004 to 2006 is based on new field research in Colombia.

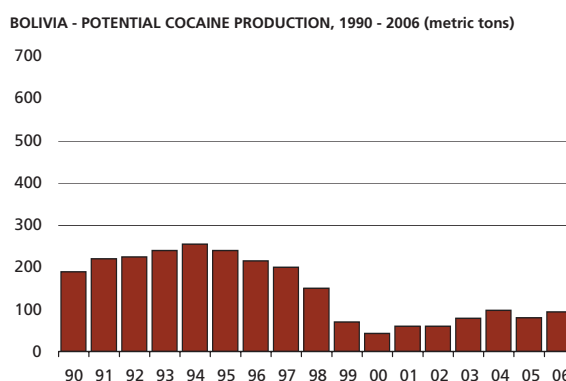
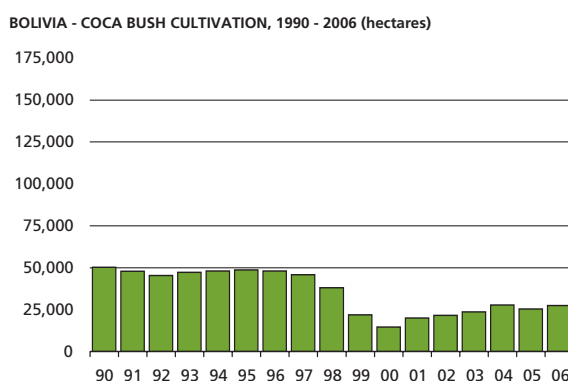
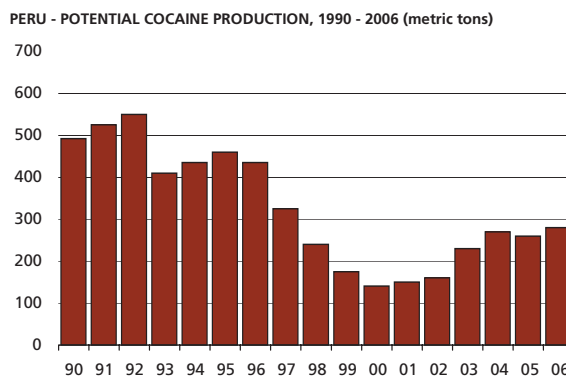
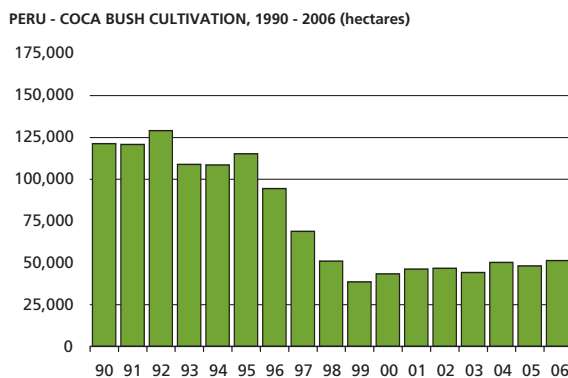


Fig. 42: Coca bush cultivation (in per cent of global total)

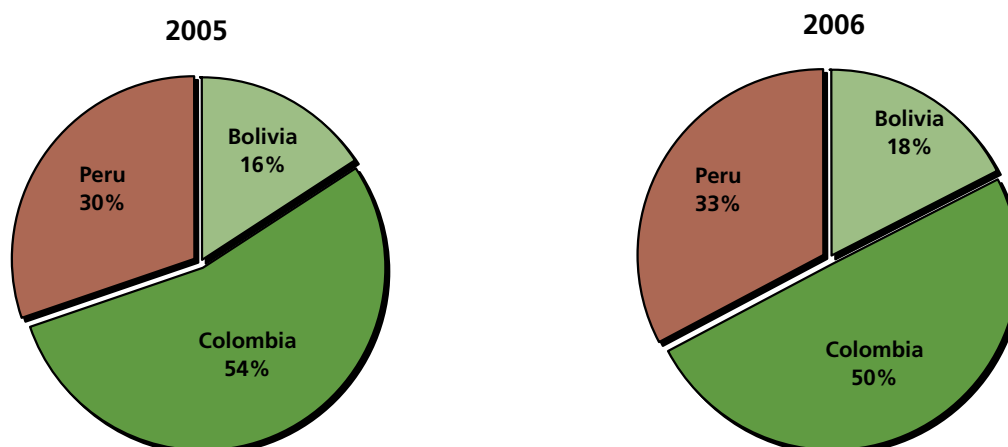


Fig. 43: Potential cocaine production

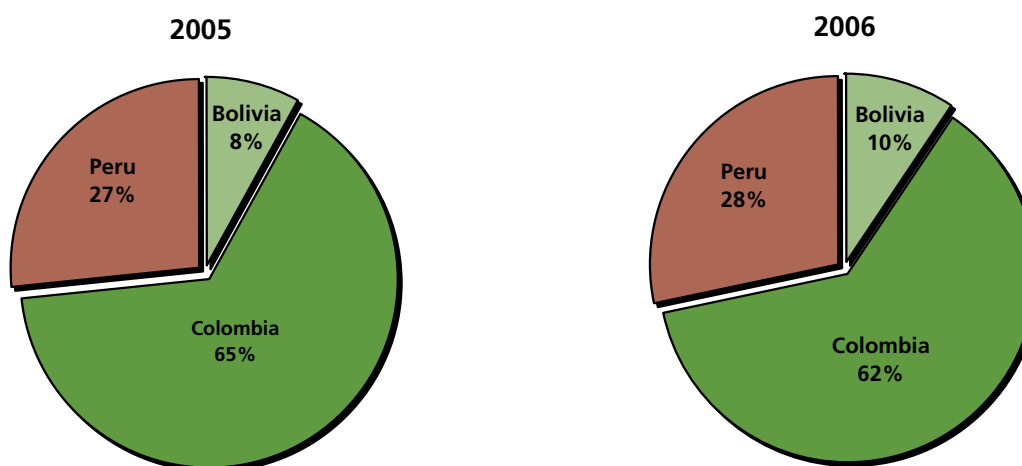


Table 6: Reported cumulative eradication of coca bush (ha), 1994 - 2006

	1994	1995	1996	1997	1998	1999	2000	2001	2002	2003	2004	2005	2006
Bolivia	1,100	5,493	7,512	7,000	11,620	15,353	7,653	9,395	11,839	10,089	8,437	6,073	5,070
Colombia	4,904	25,402	22,576	44,123	69,155	44,158	61,568	95,897	153,126	137,033	142,786	170,752	213,371
Peru	-	-	1,259	3,462	7,834	14,733	6,208	6,436	7,134	11,312	10,399	12,237	12,688
Ecuador	-	-	-	-	-	-	-	-	-	-	-	17	-
Venezuela	-	-	-	-	-	-	-	-	-	-	118	40	0

1.3.3 Trafficking

Global seizures of cocaine rose to another record high in 2005...

In 2005, cocaine seizures increased to 756 mt (street purity), which is the highest figure ever recorded, and a 30 per cent increase on the previous year. The increase is largely the result of better cooperation among law enforcement services and improved sharing of intelligence, frequently enabling seizures prior to the drugs arriving in the final destination countries.

... leading to a new record in global cocaine interception...

As a result, the global cocaine interception rate rose from 34 per cent in 2004 to 42 per cent in 2005¹, a significant increase from 20 per cent in 1995. However, yields and laboratory efficiency appear to have increased over the last few years and this may not yet be fully reflected in the current global cocaine production estimates. The result could be an overestimated global cocaine interception rate. While some adjustments in production figures may be expected in the future, there is little doubt that cocaine interception rates grew strongly in recent years.

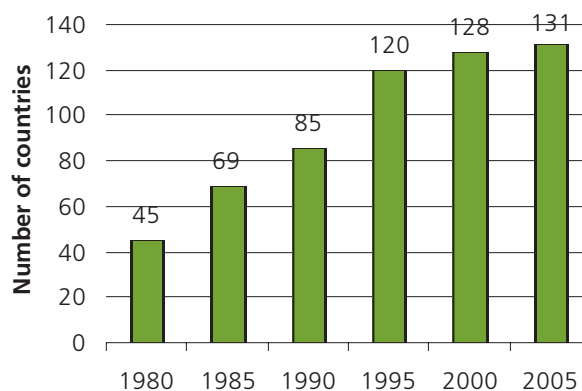
... while cocaine trafficking continues to spread in geographical terms

At the same time, there has been a geographical spread of cocaine trafficking. In 2005, 131 countries reported seizures of cocaine from 69 countries two decades earlier; now nearly 80 per cent of all countries reporting drug seizures report some seizures of cocaine. This suggests that trafficking in cocaine is developing into a global phenomenon, affecting all regions.

Cocaine seizures remain concentrated in the Americas ...

There is still a strong concentration of cocaine seizures in the Americas (85 per cent). South America, where all of the coca leaf originates and most of the cocaine is produced, accounted for 51 per cent of global seizures,

Fig. 44: Spread of cocaine trafficking: Number of countries reporting cocaine seizures



Source: UNODC, Annual Reports Questionnaire Data / DELTA.

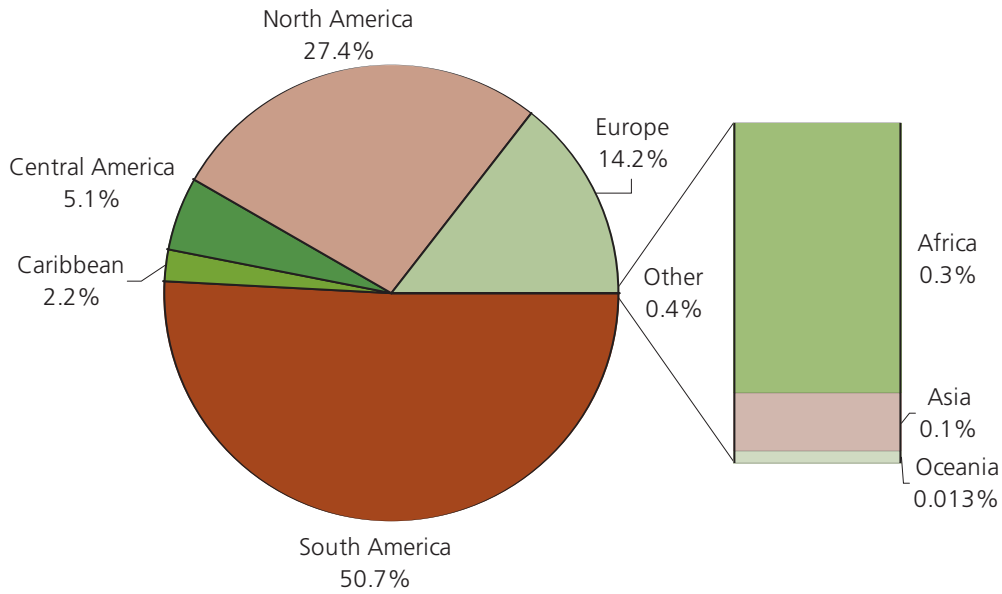
with North America, the world's largest cocaine market, accounting for 27 per cent. Central America and the Caribbean, which are major transit regions, accounted for 7 per cent of global seizures. The only large market outside of the Americas is Europe, where 14 per cent of global cocaine seizures were made, 99 per cent of which were made in West and Central Europe. The rest of the world was responsible for less than 1 per cent of global seizures, mostly reported by countries in Africa.

Seizures are rising in South America...

Over the last few years, the increase of global cocaine seizures was particularly pronounced in South America, where a rise was noted not only in absolute, but also in relative terms. The proportion of cocaine seizures made in South America (excluding the Caribbean and Central America) rose from 38 per cent in 1990, to 44 per cent in 2000 and 51 per cent in 2005. This clearly reflects the growing efforts by producing countries and their neighbours to step up interdiction at, and close to, the source.

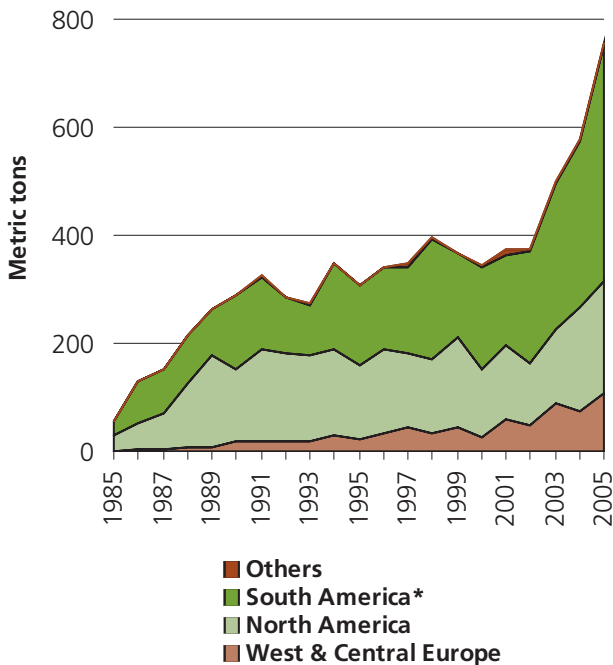
¹ The global interception rate was calculated on the basis of a global cocaine production of 980 mt in 2005 and global seizures of 756 mt at street purity, which, given a global average cocaine purity of 55 per cent in 2005 (as reported by Member States to UNODC in the Annual Reports Questionnaires), would be equivalent to pure cocaine seizures of some 416 mt.

Fig. 45: Distribution of global cocaine seizures in 2005 (N = 756 mt)



Source: UNODC, Annual Reports Questionnaire Data / DELTA.

Fig. 46: Global cocaine seizures^a, regional breakdown, 1985-2005



* South America including Caribbean and Central America

^a as reported, at street purity levels

Source: UNODC, Annual Reports Questionnaire Data / DELTA.

... as well as in Europe

Europe's share in global cocaine seizures rose strongly from less than 3 per cent in 1980, to 8 per cent in 2000 and 14 per cent in 2005. This reflects the rapidly growing trafficking flows and the spread of cocaine use in Europe.

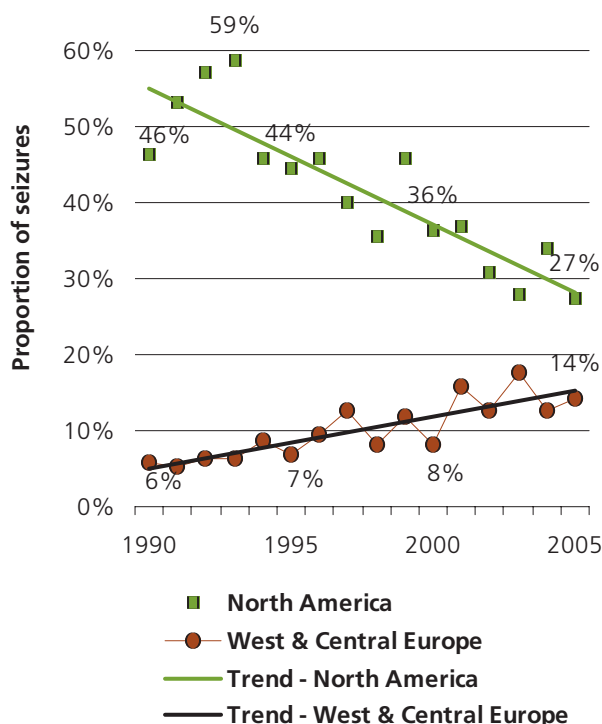
The North American share of global seizures is declining ...

In contrast, the proportion of seizures made in North America declined, from 46 per cent in 1990, to 36 per cent in 2000 and 27 per cent in 2005. This reflected a stabilization or decline in the domestic market, as well as efforts to strengthen interdiction capacities in the source and transit countries.

... and is reflected in student surveys on cocaine availability in the USA

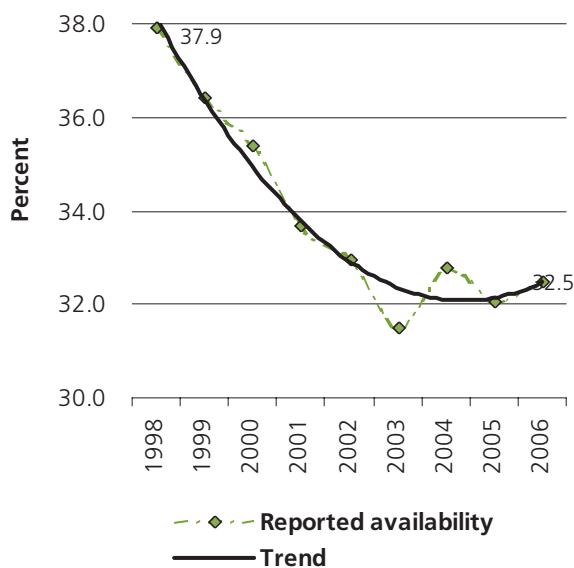
Increased interdiction efforts in the main drug transit countries and in North America, have had an impact on cocaine availability within the USA. The availability of cocaine, as perceived by students, declined between 1998 and 2006, as 38 per cent of the students had found it 'easy' or 'fairly easy' to obtain cocaine in 1998, but only 33 per cent in 2006. Over the last few years, perceived availability fluctuated but basically remained

Fig. 47: Proportion of global seizures made in North America and in West and Central Europe



Source: UNODC, Annual Reports Questionnaire Data / DELTA.

Fig. 48: Perceived availability of cocaine among US high school students, 1998-2006 (unweighted average of 8th, 10th and 12th grade students reporting that it is 'fairly easy' or 'very easy' to obtain cocaine powder)



Source: NIDA, Monitoring the Future

stable. In Europe, however, all indicators point to increasing cocaine availability.

The largest seizures remain concentrated in a few countries

While an increasing number of countries report on cocaine seizures, the largest amounts are still seized in a limited number of countries. Only five countries accounted for 72 per cent of the global cocaine seizures in 2005.

For the fourth year in a row, Colombia topped the ranking of the world's largest cocaine seizures. It seized 217 mt of cocaine hydrochloride (HCl) and cocaine base in 2005, equivalent to 29 per cent of the world total and an increase from 19 per cent in 1995. Seizures in Colombia increased by 16 per cent from a year earlier, representing the highest cocaine seizures ever reported by a country. In 2005, the interception rate² of cocaine produced in Colombia rose to 29 per cent, up from 25 per cent in 2004 and 13 per cent in 2000, clearly reflecting continued enforcement efforts in the country.

The USA recorded the world's second largest cocaine seizures with 175 mt. Over the last two decades, the USA has ranked second six times, but has been in the first place fourteen times. US cocaine seizures rose by 5 per cent in 2005. However, the US share in global cocaine seizures has been declining steadily from 46 per cent in 1985 to 23 per cent in 2005.

The third largest cocaine seizures were reported by Venezuela (59 mt or 8 per cent), up 88 per cent from the previous year, ranking Venezuela third globally for the second time. These seizures are a consequence of the long common border with Colombia as well as intensified efforts in both countries.

The fourth largest seizures were carried out by Spain, 48 mt or 6.5 per cent, which is a 46 per cent increase since 2004. Spain has recorded either the world's third or fourth largest annual cocaine seizures since 2001. It has also consistently recorded Europe's largest cocaine seizures for the last two decades.

For the first time, the world's fifth largest cocaine seizures in 2005 were reported by Ecuador, Colombia's southern neighbour, with 43 mt (or 6 per cent of global seizures), representing a nine-fold increase in a year. This remarkable increase can be linked to first results of an international container control project, supported by UNODC and WCO, in which Ecuador participated. Indications that Ecuador could be a major trans-shipment country thus received some confirmation.

² The interception rate of the cocaine seized in Colombia was calculated on the basis of domestic cocaine production and an average purity level of cocaine of around 85 per cent.

Seizures in sixth place onwards were reported by: Mexico (30 mt), the main direct transit country for cocaine entering the USA; Peru (22 mt), the second largest cocaine producer worldwide; Panama (18 mt), the third main outlet of cocaine produced in Colombia; Portugal (18 mt); Brazil (16 mt); the Netherlands (14 mt); Bolivia (12 mt), the world's third largest cocaine producer; and, Belgium (9 mt).

The main trafficking route still runs from the Andean region to North America

Frequently quoted estimates among enforcement agencies suggest that currently some 450 mt of cocaine (at street purity) are destined for the markets in North America and 250 mt of cocaine (at street purity) for the markets in Europe.³ Far smaller amounts actually arrive in these markets and are sold to the final cocaine consumers, as almost half is seized or lost in transit.

The world's main cocaine trafficking routes continue to run from the Andean region, notably Colombia, to the USA. More than half of Colombia's seizures take place in the ports or at sea (56 per cent in 2005); 63 per cent of the maritime seizures on the Pacific coast and 37 per cent on the Atlantic coast⁴. In 2005, increasing amounts appear to have left Colombia via Venezuela and Ecuador. According to the US Interagency Assessment

of Cocaine Movement, half of the cocaine trafficked towards the USA in 2005 transited the eastern Pacific, whereas 38 per cent was trafficked through the western Caribbean vector (i.e. along the coast of Central American countries).

The main intermediate country of cocaine shipments to North America is Mexico. The Mexican authorities have intensified their interdiction efforts, resulting in cocaine seizures more than doubling, from 13 mt in 2002 to 30 mt in 2005.⁵ However, drug-related violence has also increased, with some 2000-2500 drug-related homicides in 2006⁶.

According to Mexican sources, about 60 per cent of the cocaine is trafficked to Mexico by sea, with another 28 per cent by land from Central America (Guatemala and Belize) and 12 per cent by air. Important entry points of cocaine into Mexico are the Pacific region and the Yucatan peninsula on the Atlantic coast from where it is usually transported north by land. While the most voluminous cocaine shipments are transported by sea, most seizures in terms of cases, are on land.⁷ About 90 per cent of the cocaine is destined for the USA, though close to 10 per cent is apparently destined for Europe, which is a new development.⁸

The US authorities estimate that between 74 per cent⁹ and 90 per cent¹⁰ of the cocaine which enters the coun-

Table 7: Cocaine Seizures in the US Arrival Zones, 2000-2005

Arrival Zone Area	2000	2001	2002	2003	2004	2005
Southwest Border (in metric mt)	23	20	23	15	20	23
Southwest Border (in per cent)	53 %	54%	68%	47%	57%	74%
U.S. East Coast	33%	30%	26%	28%	14%	13%
Puerto Rico/U.S. Virgin Islands	14%	16%	6%	25%	20%	13%
Other	0%	0%	0%	0%	9%	0%

Source: Interagency Assessment of Cocaine Movement, quoted in National Drug Intelligence Center, National Drug Threat Assessment 2007

³ Direction Centrale de la Police Judiciaire / Police Nationale, 'The Traffic of Cocaine through the Maritime Channel in 2006', presentation given by the French delegation to the Commission on Narcotic Drugs, 12-16 March 2007. A 250 mt figure of cocaine destined for Europe has also been repeatedly quoted by Europol as an estimate. The actual amounts available for consumption are, however, substantially lower. For 2000, the Office of National Drug Control Policy estimated that the cocaine available for consumption in the USA amounted to only 259 mt. (Office of National Drug Control Policy, National Drug Control Strategy, Data Supplement, Feb. 2003). As there are no indications that the market has expanded since, a figure of around 250 mt would seem to be a reasonable estimate of the size of the US market in terms of actual consumption.

⁴ UNODC, Andean Survey, Coca Cultivation in the Andean Region in 2005 (Part IV, Colombia Coca Cultivation Survey), June 2006.

⁵ UNODC, Annual Reports Questionnaire Data.

⁶ US Department of State, 2007 International Narcotics Control Strategy Report, March 2007.

⁷ UNODC/HONLAC, Informe nacional – México, Situación del tráfico de drogas en México, Oct. 2005.

⁸ UNODC, Annual Reports Questionnaire (Mexico), for the year 2005.

try transited Mexico, a proportion believed to have increased over the last few years. The main entry point into the USA over the common border with Mexico, was through southern Texas, followed by southern California, Arizona and western Texas.¹¹

Criminal organizations of ethnic Mexican background, at times holding US passports, have largely replaced the Colombian criminal groups as the predominant wholesale cocaine distributors in several parts of the USA, notably in the southern and mid-western regions over the last 15 years.¹² However, over the last few years, Mexican drug trafficking organizations (DTOs) have also developed cocaine distribution hubs in some eastern states, slowly supplanting Colombian and Dominican DTOs. In the USA, Atlanta emerged as the leading staging and distribution hub for cocaine to the east coast drug markets, including those in Florida and New York.¹³

Colombian organizations still handle cultivation, production and initial offshore movement and some direct shipments to the eastern parts of the United States, while Mexican organizations increasingly coordinate the remaining transportation and distribution segments required for the cocaine to reach US streets.¹⁴ Despite the encroachment of Mexican DTOs, Colombian and Dominican DTOs remain the primary wholesale distributors of cocaine in many large east coast drug markets, including Boston, Miami, New York City, and Philadelphia. However, the Colombian and Dominican organizations' control in these cities is diminishing. While they continue to transport cocaine through the Caribbean, including to Puerto Rico, for subsequent transport to the east coast, they are also increasingly employing Mexican DTOs to smuggle cocaine into the USA on their behalf.¹⁵

While in the past (until the mid-1990s), coca paste and coca base exports from Peru used to be in the hands of the Colombian drug cartels, a significant proportion of the Peruvian cocaine exports is now organized by criminal groups from Mexico and leaves the country by sea.

About 70 per cent of the cocaine HCl leaving Peru is now hidden in legitimate maritime cargo¹⁶.

The Caribbean is declining as a transshipment zone

In the past, 30-50 per cent of the cocaine entered the USA directly via the Caribbean. However, for 2005, the United States Interagency Assessment of Cocaine Movement concluded that this proportion had fallen to below 10 per cent.¹⁹ The main smuggling vectors via the Caribbean in 2005 were Haiti and the Dominican Republic (4 per cent), Jamaica (2 per cent) and Puerto Rico (1 per cent).¹⁷

In contrast to the 1980s, direct shipments by air from Colombia to the USA are diminishing and accounted for less than 1 per cent of all cocaine shipments to the USA in 2005.¹⁸ In total, about 11 per cent of all cocaine destined for the USA entered the country by air in 2005.¹⁹

Europe is the second most important destination of cocaine...

The second most important destination of cocaine produced in the Andean region is Europe. In addition to Colombia as the main source country, Peru and Bolivia are frequently mentioned among European countries as sources of the cocaine found on their markets. The most frequently mentioned transit country in 2005 was Venezuela, followed by Ecuador and Brazil. In addition, the Dominican Republic, Mexico and Argentina appear to be gaining importance as transit countries. At the street level, West African groups involved in cocaine trafficking are becoming increasingly visible in a number of European countries and West Africa is also gaining importance as a transshipment zone.

In 2005, European cocaine seizures amounted to nearly 107 mt, an increase of 48 per cent compared to 2004 and the highest ever reported. Over the 1995-2005 period, cocaine seizures in Europe increased by 17 per cent per year, on average. Despite the rapidly growing

⁹ Intelligence Center, National Drug Threat Assessment 007

¹⁰ US Department of State, 2007 International Narcotics Control Strategy Report, March 2007.

¹¹ National Drug Intelligence Center, National Drug Threat Assessment 2007.

¹² National Drug Intelligence Center, National Drug Threat Assessment 2006, Jan. 2006.

¹³ National Drug Intelligence Center, National Drug Threat Assessment 2007.

¹⁴ Office of National Drug Control Policy, National Drug Control Strategy, Feb. 2006.

¹⁵ National Drug Intelligence Center, National Drug Threat Assessment 2007.

¹⁶ US Dept. of State, International Narcotics Control Strategy Report 2006.

¹⁷ National Drug Intelligence Center, National Drug Threat Assessment 2007, Oct. 2006.

¹⁸ Interagency Assessment of Cocaine Movement, Midyear CY 2006 Update, quoted in National Drug Intelligence Center, National Drug Threat Assessment 2007.

¹⁹ UNODC, Annual Reports Questionnaire (USA), for the year 2005.

seizures, cocaine prices have neither risen, nor has the purity of cocaine deteriorated significantly. Thus, the increase in European seizures does not only reflect improved interdiction efforts, but unfortunately also an increased availability of cocaine on the European market.

... with Spain as the main entry point

The main entry point of cocaine into Europe continues to be Spain. Traffickers exploit Spain's historic and linguistic ties with Latin America, as well as its long coastline. Spain has reported Europe's largest cocaine seizures for the last twenty years. In 2005, Spain's seizures of 48 mt of cocaine accounted for 45 per cent of all cocaine seizures made in Europe, and rose by almost half from 2004 to 2005, which was also the result of greater effort by the Spanish enforcement agencies.

In 2006, 66 per cent of Spanish seizures were made while the cocaine was still at sea, 11 per cent were made in containers, and 6 per cent at airports.²⁰ Traditionally, most cocaine was seized along the northern Atlantic coast, notably in Galicia. However, over the last three years, cocaine increasingly entered the country via southern Spain (Andalucia), Madrid (by air) and Barcelona.

Shipments to Spain are frequently reported to have transited Venezuela, Brazil and a number of other countries, including Ecuador, the Dominican Republic, Argentina and, as a new trend, Mexico. However, the main new trend over the last two to three years has been the shipment of cocaine to West Africa, typically off the coast of Cape Verde, Guinea Bissau and the Canary Islands, as well as to various countries along the Gulf of Guinea, including Ghana, Côte d'Ivoire, Togo, Nigeria, and further west to Guinea, Sierra Leone and Liberia for subsequent deliveries to Europe. In 2005, Spain also reported the dismantling of 11 cocaine laboratories on its territory (up from 6 in 2004), which could indicate that some coca products are also being imported from Bolivia and Peru in semi-processed form.²¹

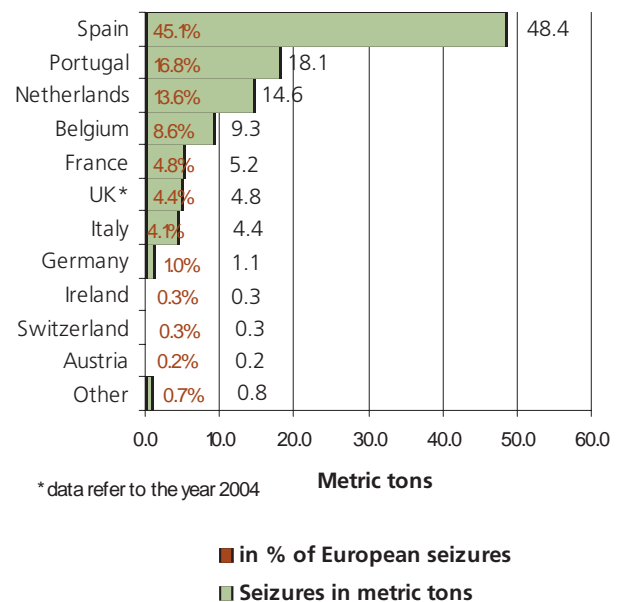
In 2005, 25 per cent of the foreigners arrested in Spain in connection with the cocaine trade²² were Colombian citizens, followed by Moroccan citizens (15 per cent), citizens of the Dominican Republic (6 per cent) and Italians (3 per cent). While the arrests of Colombians always used to be high, more Moroccan arrestees point to the increasing role of trafficking of cocaine from West

and North Africa.

Portugal emerges as the second most important European point of entry

Large increases in cocaine seizures have also been reported by Portugal and with 18 mt it has Europe's second largest cocaine seizures in 2005, equivalent to 17 per cent of all European seizures. Portugal's cocaine seizures more than doubled in 2005 (from 7 mt in 2004) and almost doubled again in 2006 to 35 mt, thereby becoming another major European gateway for cocaine. The huge seizures made by the authorities in Portugal are mainly linked to the rising importance of West Africa, including some of the Portuguese speaking countries (such as Cape Verde or Guinea Bissau) for

Fig. 49: Cocaine seizures in Europe (street purity)



Source: UNODC, Annual Reports Questionnaire Data / DELTA.

smuggling cocaine from the Andean region, often via Brazil and West Africa to Europe.

Cocaine continues to transit the Caribbean on its way to Europe

One of the main cocaine trafficking routes to Europe continues to go via the Caribbean, where the Netherlands Antilles, notably Aruba, are at the centre for shipment of cocaine to the Netherlands. The Dutch

²⁰ Ministerio del interior, presentation on cocaine trafficking by sea routes to CND, 12 - 16 March 2007.

²¹ UNODC, Annual Reports Questionnaire data (Spain), for 2005.

²² The total number of foreigners arrested in Spain for cocaine-related violations of the narcotics law amounted to 2523 persons in 2005. The number of offenders with Spanish passports amounted to 4988 persons; for 190 cases, no nationality was given.

authorities made more than 40 per cent of their total seizures in the waters around the Netherlands Antilles in 2004²³ and in 2005, the second largest cocaine seizures in the Caribbean region (more than 5 mt) were made in the island of Aruba. The largest cocaine seizures in the Caribbean in 2005 were reported from St. Kitts and Nevis, with slightly more than 5 mt; the second largest were reported from Aruba and the third largest from the Dominican Republic with slightly more than 2 mt. In total, the countries in the Caribbean made seizures of 16 mt of cocaine in 2005, slightly more than a year earlier (15 mt).

Cocaine enters the Netherlands from the Caribbean either by sea, typically via Rotterdam, or by air, mainly via Schiphol airport in Amsterdam. However, the importance of Amsterdam has declined drastically in recent years following the introduction of strict controls (100 per cent checks on direct flights from the Netherlands Antilles to Amsterdam) and greater cooperation with the Netherlands Antilles and Suriname. As a consequence, drug couriers choose other Caribbean countries, such as the Dominican Republic, to avoid detection, and are more reluctant to fly directly to Amsterdam. A number of European countries now report the Netherlands as the destination country of the cocaine seized on their territory, indicating that traffickers are changing their routes and are increasingly sending cocaine to Amsterdam via other European airports.

The Caribbean, notably Jamaica²⁴, also continues to play an important role for cocaine shipments to the UK. Although the largest quantities are trafficked via Spain and the Netherlands into the UK, small but rapidly rising quantities arrive via countries in West Africa. A significant number of the traffickers involved in the smuggling of cocaine from the Caribbean into the UK are British-born West Indians.²⁵

The Caribbean region is also an important transshipment location for cocaine entering France, although significant amounts enter France via Spain, the Netherlands and increasingly West Africa. In the Caribbean, Martinique had the fourth highest drug-

related arrest figures per capita among all 100 French departments in 2004, thereby exceeding the corresponding rates for Paris.²⁶ In 2005, significant seizures were also made on private sailboats close to Guadeloupe, which are used to smuggle cocaine from the Caribbean to France and other European countries. Most of the cocaine shipments from the Caribbean to France (as well as from West Africa to France) are by air, frequently going to the airports of Charles de Gaulle and Orly.²⁷ France itself is not only a destination country but also a significant transit country. The French authorities, like those of most other European countries, reported most cocaine seized in 2005 as being in transit, primarily destined for Spain (45 per cent), the Netherlands (10 per cent) and only 17 per cent for domestic consumption.²⁸ This shows at first sight a rather surprising two-way flow of cocaine with both Spain and the Netherlands. Furthermore, France was the only other European country, apart from Spain, to report the dismantling of a cocaine laboratory on its territory in 2005.

Countries neighbouring the Andean producers are growing as transshipment zones

Other important transit countries from the Andean region to Europe are Venezuela, Ecuador and Brazil, and less frequently, the Netherlands Antilles, Suriname, Argentina, Panama and Costa Rica.²⁹ Some of these countries also reported dismantling cocaine laboratories (notably Venezuela and Argentina), which could indicate that they are not only transit, but also cocaine manufacturing countries.

Italy, for instance, reported that 41 per cent of its cocaine deliveries could be backtracked to Venezuela (up from 22 per cent a year earlier) and 14 per cent to Spain in 2005. The organized criminal groups of Naples increasingly control the cocaine market in Italy, although West African groups play an important role in northern Italy as well. Most of the cocaine entering Italy is for the domestic market (82 per cent). While the main European transit countries for the cocaine entering Italy are Spain, France and the Netherlands, there have also been cocaine exports from Italy, mostly directed towards the Netherlands (5 per cent of total seizures in 2005),

²³ Seizures made in the waters around the Netherlands Antilles (13.7 mt) have subsequently been excluded from the total of seizures made by the Netherlands (21.4 mt) in order to gain a more accurate picture of their geographical location.

²⁴ Foreign and Commonwealth Office, Major cocaine producing and trafficking regions, May 2006.

²⁵ Serious Organized Crime Agency (SOCA), The United Kingdom Threat Assessment of Serious Organized Crime, 2006/07.

²⁶ Direction centrale de la police judiciaire, Aspects de la criminalité et de la délinquance constatées en France en 2004 – Tome 2, Paris, 2005

²⁷ UNODC, Annual Reports Questionnaire data (France), for 2005.

²⁸ UNODC, Annual Reports Questionnaire (France), for 2005.

²⁹ UNODC, Annual Reports Questionnaire data.

³⁰ UNODC, Annual Reports Questionnaire data (Italy), for 2005.

another example of two-way flows of cocaine in Europe.³⁰

Concerns about cocaine along the Balkan route

While most cocaine shipments from South America continue to be directed towards western Europe (more than 99 per cent of European cocaine seizures), some shipments to East Europe and the Balkan countries have been noticed by enforcement agencies. This raises concerns about the development of new trafficking routes and/or the incorporation of cocaine into the range of products offered by traditional heroin trafficking groups operating along the Balkan route. Some cases of cocaine shipments via the Black Sea to Romania and via the Adriatic Sea to Montenegro often organized by Albanian criminal groups, have already been observed.

Cocaine trafficking through West Africa emerges as a serious problem...

The rising importance of Africa, primarily West and Central Africa, as a transit zone for cocaine shipments destined for European markets is becoming increasingly evident. However, seizures made in Africa (0.3 per cent of global cocaine seizures in 2005) remain very modest in comparison to the continent's potential scale of trafficking flows. The low seizure rates mainly reflect economic and institutional weakness in the region.

In 2005, cocaine seizures reported by African countries amounted to 2.5 mt; 52 per cent of these seizures were in West and Central Africa, 33 per cent in North Africa and 14 per cent in southern Africa. In 2005, African cocaine seizures were higher than in 2003 or 2002, but lower than in 2004. Nonetheless, there can be no doubt that cocaine trafficking via Africa is on the rise. UNODC's database for individual seizures shows that 9 per cent of all cocaine seizure cases made in Europe in 2005, where the 'origin' was established, were smuggled via Africa; in 2006, this proportion rose to 12 per cent.

Cocaine is frequently shipped to the countries along the Gulf of Guinea, from where it is usually trafficked by body packers to various destinations in Europe, with the main African re-distribution centres being Ghana and

Nigeria. In addition, large quantities of cocaine are shipped to the waters around Cape Verde and off the coasts of Guinea and Guinea Bissau, most of which is destined for Spain and Portugal

The most frequently mentioned transit country of cocaine shipments to Africa is Brazil, ahead of Colombia, Peru and Venezuela. The authorities in Guinea estimate that 60 per cent of the cocaine comes into their waters via Brazil, and 40 per cent directly from Colombia³¹.

The largest African cocaine seizures in 2005 were reported by Morocco (0.8 mt), followed by Ghana (0.7 mt), Nigeria (0.4 mt), South Africa (0.3 mt) and Cape Verde (0.2 mt). One cocaine laboratory was dismantled in South Africa in 2005. Out of 40 African countries reporting seizure statistics in 2005, 31 countries (78 per cent) reported seizures of cocaine, an increase from 34 per cent in 1990.

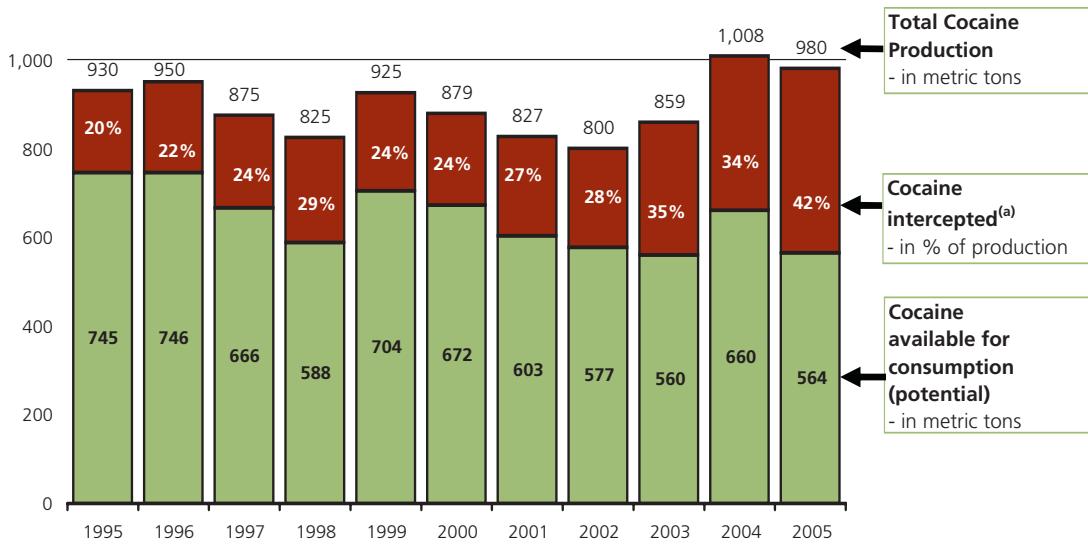
... while cocaine trafficking in Asia and Oceania is still limited

Although cocaine seizures in Asia almost doubled in 2005, they still remained at very low levels, 0.5 mt, when compared to other regions. Seizures in Oceania amounted to 0.1 mt in 2005. The largest seizures in Asia were made by China (256 kg), followed by Israel (164 kg), the Islamic Republic of Iran (27 kg), Lebanon (26 kg), Hong Kong SAR of China (17 kg), Syria (14 kg), Thailand (6 kg), Malaysia (5 kg), India (4 kg), Indonesia (1 kg), Cambodia (1 kg), Jordan (0.5 kg) and Saudi Arabia (0.3 kg). Out of 41 Asian countries reporting seizures, 18 countries (43 per cent) reported seizures of cocaine in 2005.

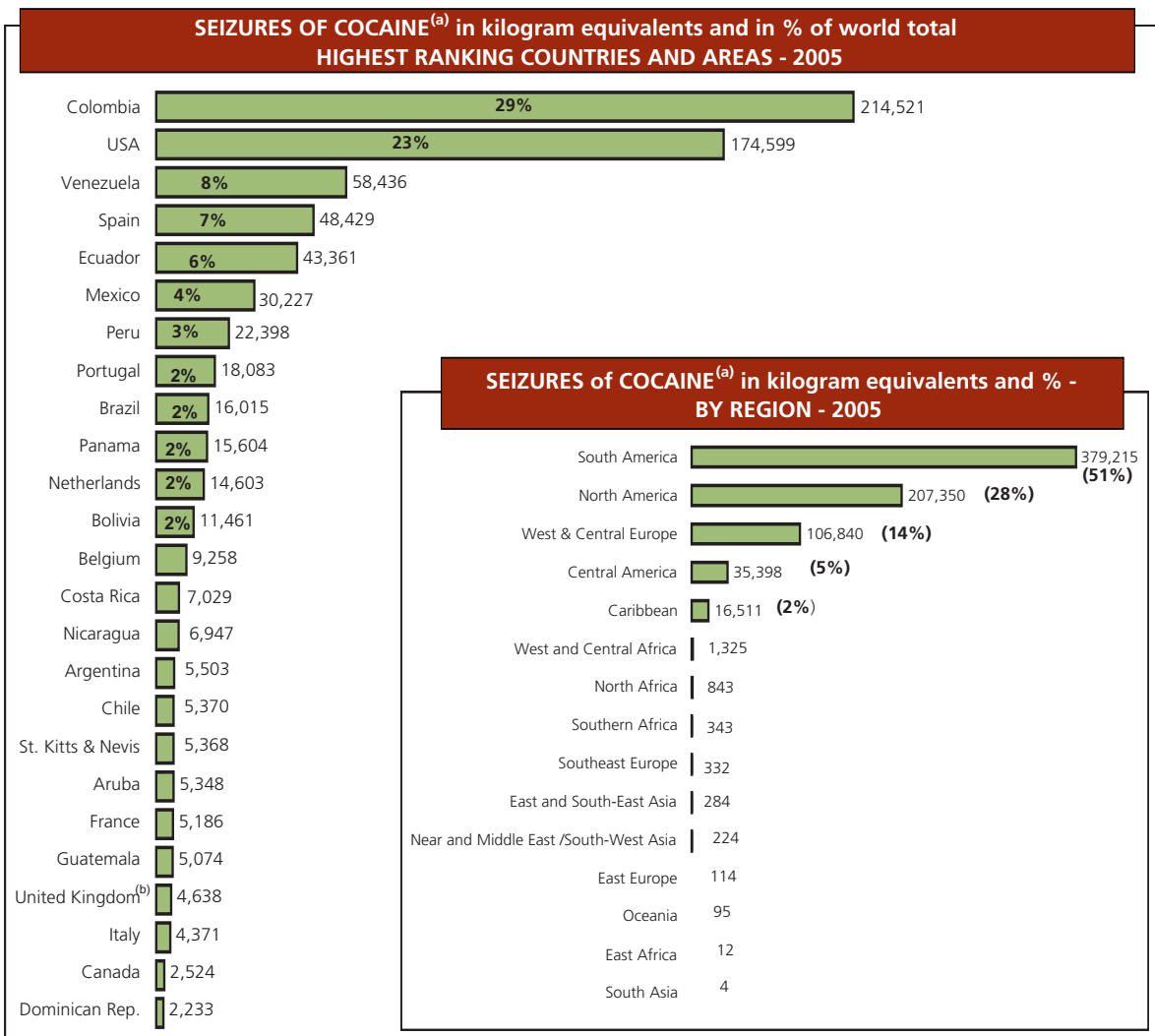
While cocaine manufacture in Asia is still the exception, four clandestine cocaine-manufacturing laboratories were dismantled in Hong Kong SAR of China in 2004. In March 2006, authorities in mainland China, in cooperation with the US DEA, made their largest ever cocaine seizure (135 kg), close to the Hong Kong border, and dismantled one laboratory. The people arrested included Chinese and Colombian nationals.

³¹ UNODC, Annual Reports Questionnaire Data (Guinea), for 2005.

Fig. 50: Global Illicit supply of cocaine 1995 - 2005



^(a) Converted to 100% purity.



^(a) Seizures as reported (street purity)

^(b) data refer to 2004

Fig. 51: Global seizures of cocaine, 1995 - 2005

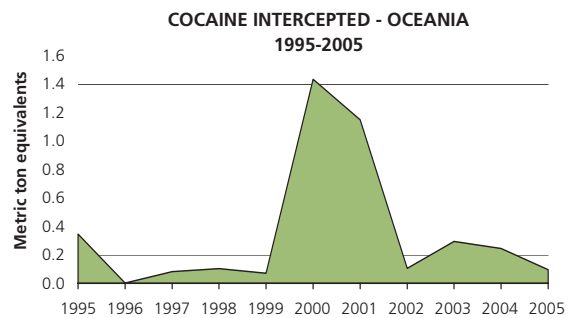
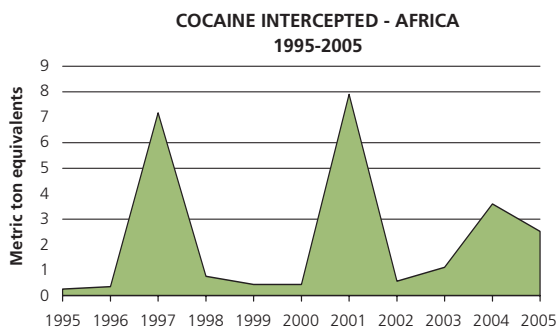
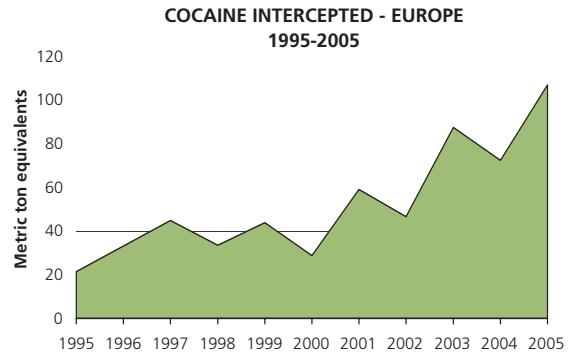
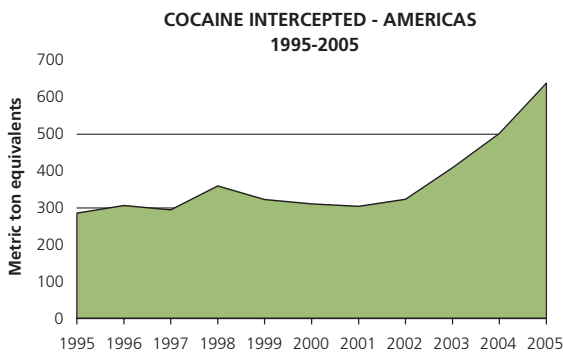
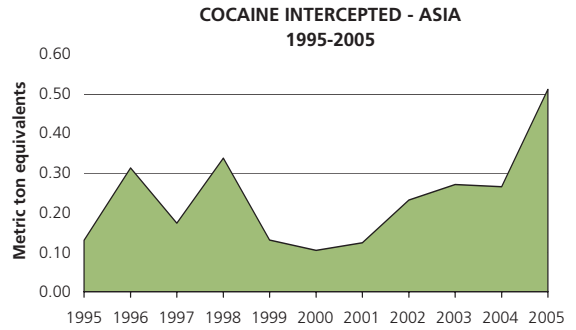
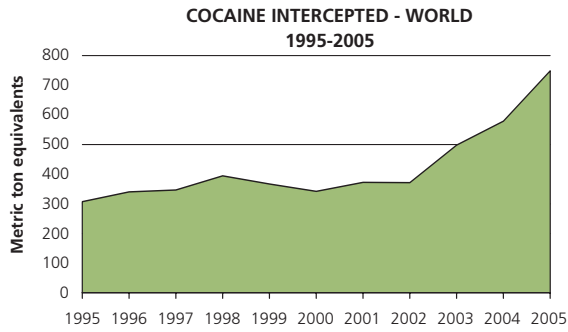
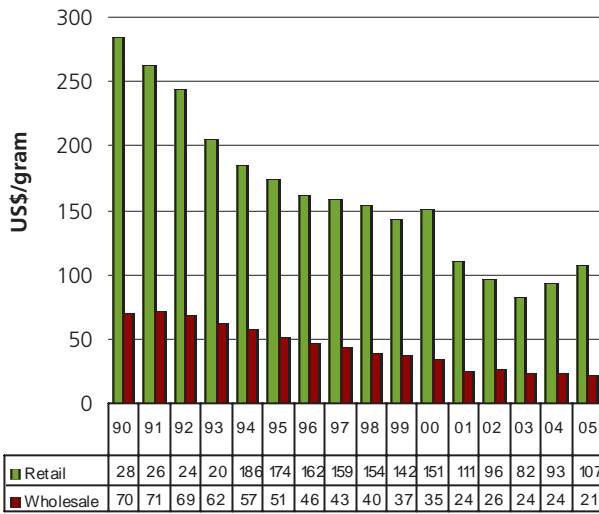
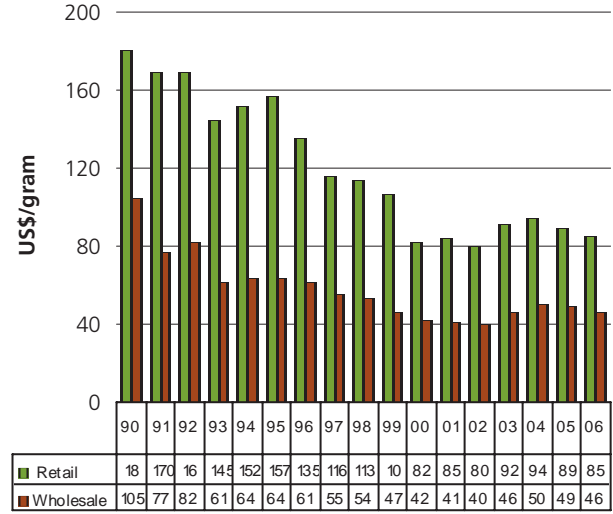


Fig. 52: USA: Cocaine retail and whole sale prices, 1990-2005 (US\$/gram)



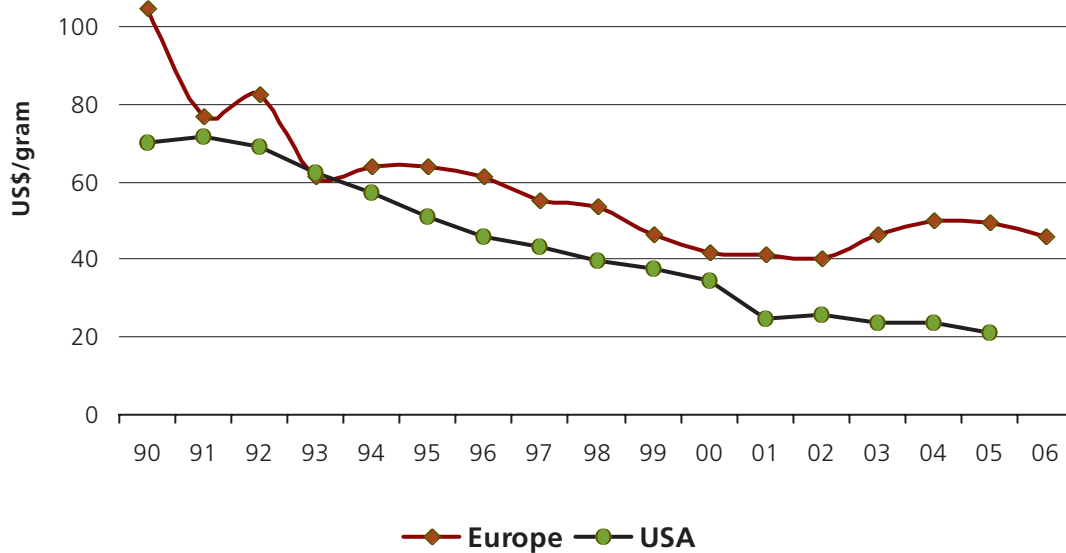
■ Retail ■ Wholesale

Fig. 53: EUROPE: Cocaine retail and wholesale prices, 1990-2006 (US\$/gram)



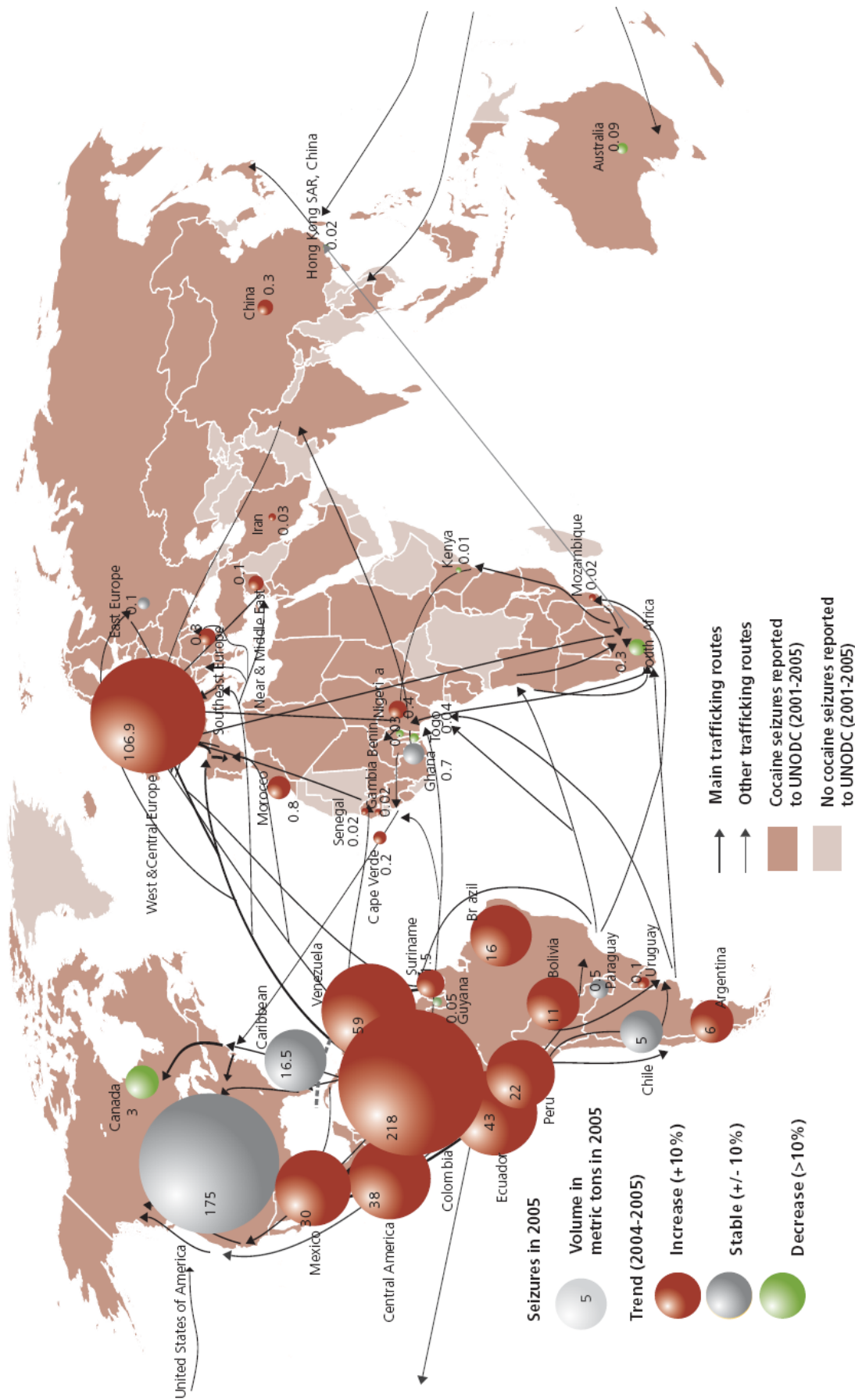
■ Retail ■ Wholesale

Fig. 54: Wholesale cocaine prices in Europe and the USA, 1990-2006 (US\$/gram)



◆ Europe ● USA

Map 11: Trafficking in cocaine, 2005 (countries reporting seizures* of more than 10 kg)



* Seizures as reported (street purity)

Source: UNODC Annual Reports Questionnaires data/DELTA

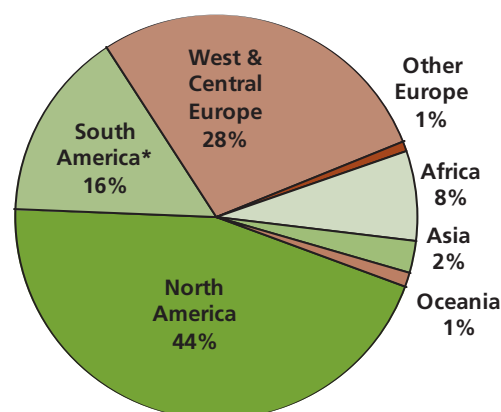
1.3.4 Abuse

Consumption continues to be concentrated in North America, followed by Western Europe and South America

UNODC estimates that 14 million people worldwide or 0.3 per cent of the population aged 15-64 use cocaine. Annual prevalence rates are highest in North America (2.2%), followed by West and Central Europe (1.2%), South America (incl. the Caribbean and Central America: 0.8%) and Oceania (0.8%).

The largest numbers of cocaine users are found in North America (6.4 million people), followed by West & Central Europe (3.9 million) and South America (including Central America and the Caribbean: 2.2 million). Based on data from rapid assessments 1.1 million people in Africa and 0.3 million people in Asia use cocaine.

Fig. 55: Annual prevalence of cocaine use (2005): distribution by region (N=14.3 million)



* including Central America and Caribbean

Sources: UNODC, Annual Reports Questionnaire Data, UNODC Field Offices, UNODC's Drug Abuse Information Network for Asia and the Pacific (DAINAP), UNODC, Global Assessment Programme on Drug Abuse (GAP), Govt. reports, EMCDDA, CICAD, HONLEA reports, local studies, UNODC estimates.

Table 9: Annual prevalence of cocaine use, 2005 or latest year available

	No. of users	in % of population 15-64 years
EUROPE	4,056,000	0.75
West & Central Europe	3,944,000	1.24
South-East Europe	66,000	0.08
Eastern Europe	46,000	0.03
AMERICAS	8,610,000	1.48
North America	6,363,000	2.19
South America	2,247,000	0.77
ASIA	329,000	0.01
OCEANIA	178,000	0.83
AFRICA	1,084,000	0.22
GLOBAL	14,257,000	0.34

Above global average



Around global average



Below global average



Sources: UNODC, Annual Reports Questionnaire Data, UNODC Field Offices, UNODC's Drug Abuse Information Network for Asia and the Pacific (DAINAP), UNODC, Global Assessment Programme on Drug Abuse (GAP), Govt. reports, EMCDDA, CICAD, HONLEA reports, local studies, UNODC estimates.

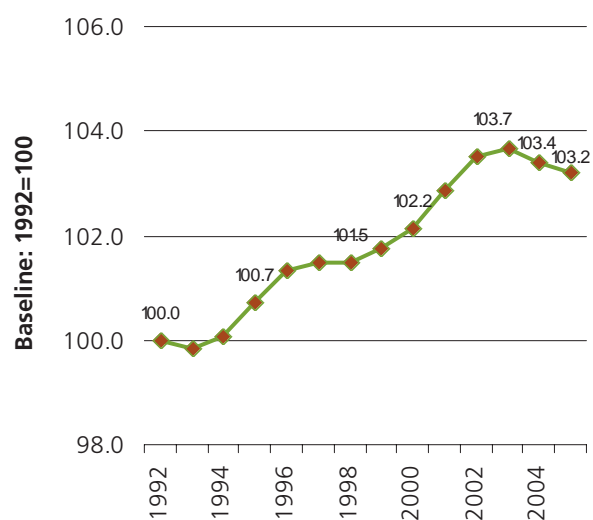
Global cocaine use remained largely stable ...

Year on year, the global prevalence rate for cocaine 0.3% has remained the same though the estimated number of cocaine users (14.3 million) has increased slightly.¹ Increases of cocaine use in Europe, South America, Africa and Asia have been largely offset by declines in North America.² The higher cocaine use at the global level was due to higher estimates of cocaine use for West and Central Europe (from 3.5 to 3.9 million) and for South America (from less than 2 million to 2.25 million). Cocaine use increased significantly in Western Europe in 2005.

The higher estimate for cocaine use in South America in 2005 resulted primarily from one new national household survey conducted in Brazil (which contains 40% of the continent's population.) The survey found substantially higher cocaine prevalence rates than the previous survey from 2001.³ UNODC also re-adjusted its prevalence estimates for a number of other countries in South America, according to the results of new school surveys done jointly with CICAD, UNODC and the countries concerned.⁴ In most cases, this resulted only in minor adjustments of previous estimates. In short, most of the 'increase' in South American prevalence rates in 2005 has been due to adjustments, trying to make the estimates more realistic. Excluding such adjustments, cocaine use in South America would have increased at a much lower rate. The same is also true for estimates concerning Africa (from 1 to 1.1 million) and Asia (from 0.26 to 0.33 million). Excluding such adjustments, estimates for cocaine use in these regions, and at the global level, would have remained largely stable.

... even declining slightly according to experts opinion

Trend estimates provided by national experts (weighted by the number of cocaine users in each country) suggest that global cocaine use has declined slightly in 2004 and

Fig. 56: Cocaine use trends* as perceived by experts: 1992-2005

Sources: UNODC, Annual Reports Questionnaire Data, UNODC Field Offices, UNODC's Drug Abuse Information Network for Asia and the Pacific (DAINAP), UNODC, Global Assessment Programme on Drug Abuse (GAP), Govt. reports, EMCDDA, CICAD, HONLEA reports and local studies.

2005, following ongoing increases over the previous decade.

The stabilization in expert perception reports in 2004 and 2005 was due to lower cocaine use level reported from countries in North America (USA, Canada), offsetting increases reported from South America: cocaine producing countries Peru and Bolivia, their neighbours, and most Central American countries, which are increasingly being used as transshipment locations. Cocaine use in the Caribbean was reported to have remained largely stable (in line with reports of declining use of the Caribbean for shipments to North America). Cocaine use in Oceania was also reported to have been basically stable, following some decline over the previous years.

¹ In the World Drug Report 2006, UNODC published an estimate of 13.4 million people or 0.3% of the population age 15-64.

² One problem here is that there is regular reporting of the drug situation in North America (and thus only small declines are reported each year) while reporting in other regions is far more sporadic, i.e. new estimates are only provided after intervals of several years (i.e. after new surveys have been released). This has significant implications. It means that the global estimate is rather conservative. It also means that the reported trends are potentially misleading. If a number of new surveys are released in countries where the trend has been increasing, the reported increase has, in general, not only occurred in the year of reporting but over a longer period. This can make year on year comparisons of global drug use levels potentially misleading.

³ There are some indications that the first national household survey, conducted in Brazil in 2001, may have resulted in some under-reporting. The 2001 household survey showed annual cocaine use levels of 0.4%. The second household survey, conducted in 2005, found an annual prevalence rate of cocaine use of 0.7%. This is in line with current results of student surveys in Brazil and the student surveys / national household survey ratios in neighbouring countries, while this was not the case for the first survey, conducted in 2001. In short, despite higher prevalence rates of the 2005 national household survey, available data do not exclude the possibility that no significant increase of cocaine use may have taken place in Brazil. School surveys failed to show any increase over the last few years. National school surveys conducted in 2004 showed a stabilization of lifetime prevalence rate at around 2%, about the same level as found in 1997 (2.1%). (Source: CEBRID, Levantamento Nacional Sobre o Uso de Drogas Psicótropas entre Estudantes do Ensino Fundamental e Médio da Rede Pública de Ensino nas 27 Capitais Brasileiras, 2004).

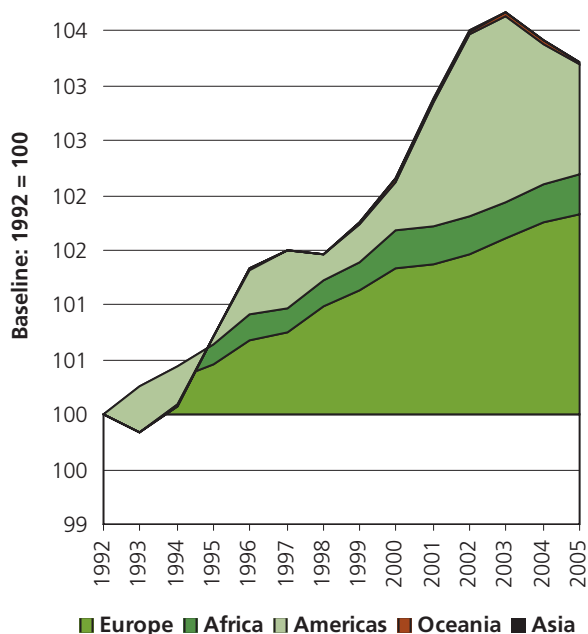
⁴ UNODC and CICAD – Sistema Subregional de Información e Investigación sobre Drogas en Argentina, Bolivia, Chile, Ecuador, Perú y Uruguay, Primer estudio comparativo sobre uso de drogas en poblaciones escolares secundaria de Argentina, Bolivia, Brasil, Colombia, Chile, Ecuador, Paraguay, Perú y Uruguay, Lima, Sept. 2006.

Cocaine use in Europe, in contrast, continued to increase unabated. Increases were reported from most of Western Europe and South-Eastern Europe. In fact, most of the global increase of cocaine use over the last decade can be attributed to rapidly rising cocaine consumption in Europe. Only in Central Europe and in East Europe were cocaine use levels reported to have remained stable in 2005.

Cocaine use in Africa increased, notably in western Africa and in southern Africa as well as along the Atlantic coast of north Africa. This is linked to the increasing importance of Africa as a transshipment zone for cocaine from South America to Europe.

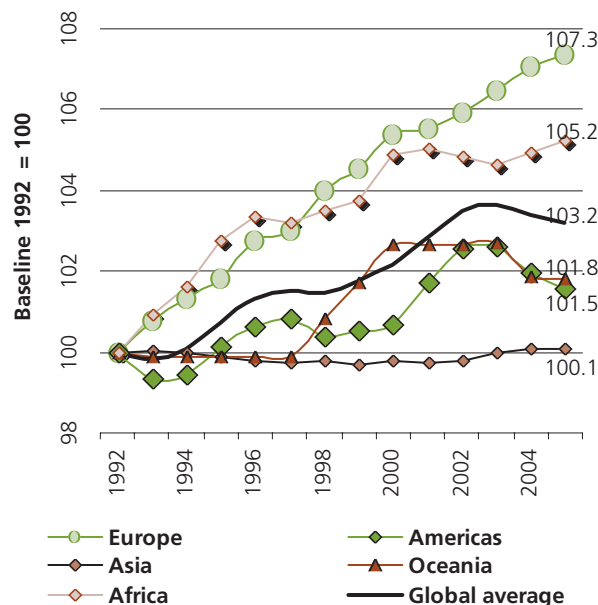
Cocaine use in Asia increased slightly, mainly due to higher levels of use reported from India. The increase is, however, from very low levels. Supply of cocaine to India - though still very modest - seems to be mainly organized by West African traffickers, exchanging South-American cocaine with South-West Asian heroin for final shipments to Europe or North America. In most other parts of Asia, cocaine use levels remained stable and at very low levels.

Fig. 57: Cocaine use trends as perceived by experts: regional contribution to global change: 1992-2005



Sources: UNODC, Annual Reports Questionnaire Data, UNODC Field Offices, UNODC's Drug Abuse Information Network for Asia and the Pacific (DAINAP), UNODC, Global Assessment Programme on Drug Abuse (GAP), Govt. reports, EMCDDA, CICAD, HONLEA reports and local studies.

Fig. 58: Cocaine use trends as perceived by experts – changes in regions, 1992-2005 (baseline: 1992=100)



Sources: UNODC, Annual Reports Questionnaire Data, UNODC Field Offices, UNODC's Drug Abuse Information Network for Asia and the Pacific (DAINAP), UNODC, Global Assessment Programme on Drug Abuse (GAP), Govt. reports, EMCDDA, CICAD, HONLEA reports and local studies.

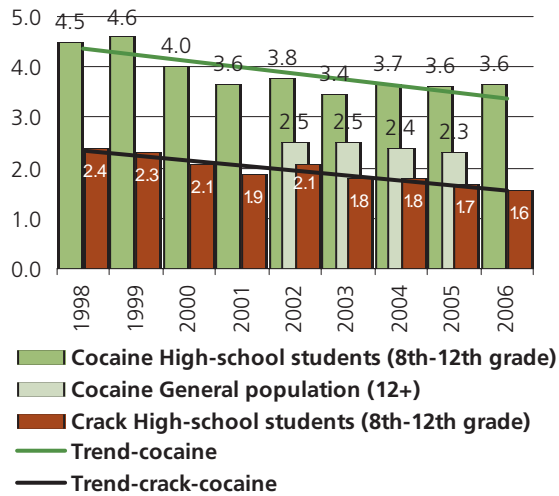
... mainly reflecting falling cocaine use in North America ...

Indications of a decline of cocaine use are found in the US National Household Survey on Drug Use and Health as well as in student surveys (from both the US and Canada) and in data from drug treatment admissions.

The number of admissions for cocaine related treatment in the USA fell over the last decade from 278,000 in 1995 to 256,000 in 2005. Expressed as a percentage of all drug related treatment⁵, cocaine treatment fell from 23.5% in 1995 to 20.4 per cent in 1998 and 17.7 per cent in 2005⁶. Average annual prevalence of cocaine use among 8th-12th graders fell from 4.6 per cent in 1999 to 3.6 per cent in 2006, equivalent to a decline of more than 20 per cent. As compared to the peak in 1985, cocaine use among 12th graders was even more than 50 per cent lower in 2006 (5.7 per cent in 2006 as compared to 13.1 per cent in 1985). Use of crack-cocaine, which is responsible for much of problem drug use in the USA, also declined. The annual prevalence of

⁵ Drug related treatment has been defined here as all substance related treatment less 'alcohol only' treatment.

⁶ SAMHSA, Treatment Episode Data Set (TEDS) - Highlights 2005.

Fig. 59: Cocaine use among the general population* and among students (8th-12th grades), USA, 1998-2006

* Note: due to changes in methodology, household survey results prior to 2002 are not directly comparable to those after 2002, and are thus not shown.

Sources: SAMHSA, National Survey on Drug Use and Health and NIDA, Monitoring the Future.

cocaine use among the general population of the USA also declined, from 2.5 per cent of the population age 12 and above in 2003 to 2.3 per cent in 2005, and is more than 50 per cent lower than two decades ago.

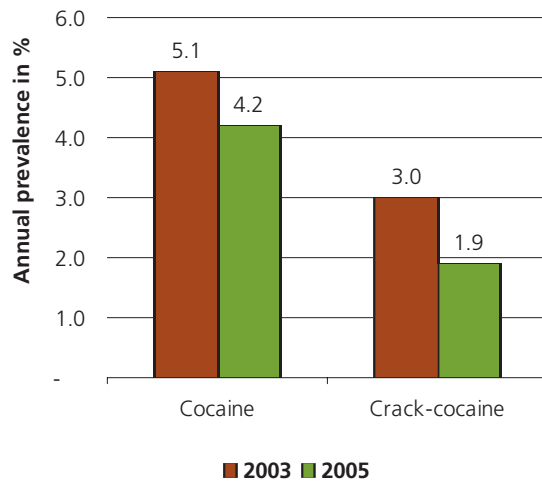
School surveys conducted in Ontario, Canada, also showed a decline, from an annual prevalence rate of 5.1 per cent among 7th to 12th graders in 2003 to 4.2 per cent in 2005, equivalent to a decline of 18 per cent within a two-year period. Cocaine use in Canada is now slightly below the levels reported two decades earlier.⁷ School survey data from Ontario suggest that cocaine use levels among students are higher than those in the United States. If the general population is considered, however, both annual prevalence of cocaine use (1.9 % in Canada as a whole in 2004) as well as life-time use (10.6 %)⁸ are significantly lower than the rates reported from the USA (2.4 per cent and 14.2 per cent, respectively, for 2004 or 2.3 % and 13.8 %, respectively for 2005).

The highest levels of cocaine use in Canada are found along the Pacific coast in the province of British Columbia (16.7% life-time prevalence in 2004). The four Canadian provinces along the Atlantic show rates of cocaine use that are just half or less (3.7%-7.1%) the levels reported from British Columbia. Life-time prevalence rates of cocaine use in British Columbia are also higher than those reported for the USA as a whole.

⁷ CAMH, Drug Use Among Ontario Students, 2005.

⁸ Canadian Centre on Substance Abuse, Canadian Addiction Survey 2004, Ottawa 2005.

⁹ SAMHSA, State Estimates of Substance Use from the 2003-2004 National Surveys on Drug Use and Health, Rockville MD 2006.

Fig. 60: Ontario (Canada): Cocaine use among high-school students (7th-11th grade)

Source: CAMH, Drug Use Among Ontario Students, 2005.

British Columbia is also faced with the highest levels of annual prevalence rates of cocaine use (2.6%) in Canada, marginally ahead of Quebec (2.5%) and Alberta (2.4%).

Though very high by Canadian standards, a number of states across the border in the USA show still significantly higher levels of cocaine use than British Columbia. Clearly higher levels (based on 2003 & 2004 data)⁹ are found in Rhode Island (3.5%), Colorado (3.4%), Arizona (3.3%), New Mexico (3.1%) and the District of Columbia (2.9%).

The data show that overall 4 states in the USA have cocaine use levels of more than 3 per cent, 40 states have between 2 per cent and 3 per cent and 7 states have cocaine use levels of less than 2 per cent. These data also suggest that differences between the lowest and highest cocaine using states in the USA are less pronounced than the differences among the provinces in neighbouring Canada (or in Europe).

Data for 2005 on the regional distribution of cocaine use among youth (age 12-17) in the USA reveal widespread cocaine consumption in the states bordering Mexico (Texas, Arizona and New Mexico), reflecting, inter alia, increasing levels of cocaine trafficking via this border. Another area of concentration remains the New England states along the East Coast. A comparison with data for the older age groups (26+) suggests that the

high prevalence rates close to the Mexican border are a relatively new phenomenon. Among the 'older' generation, cocaine use is more concentrated in the New England states and in Florida. In fact, much of the initial trafficking of cocaine from Colombia to the USA, either directly by air or by boat via the Caribbean, targeted these areas in particular.

The latest data for 2006, based on results of drug testing among the general workforce, show high levels of cocaine use in the border regions of Texas with Mexico and in the counties along the border between Texas and New Mexico. In addition, high levels are found along the East coast, from Florida to Washington D.C.

Cocaine use levels across the border in Mexico are still substantially lower than in the USA. The last national household survey, conducted in 2002, found an annual prevalence rate of 0.35 per cent for the population aged 12-65 - which is in line with the global average but far below the use levels reported from Canada or the USA¹⁰. However, the survey also revealed that regional differences within Mexico are quite strong. The highest prevalence rates of cocaine use were found in the northern provinces (life-time prevalence of 3.1%), notably in provinces bordering the United States. Prevalence rates in central Mexico (0.7%) and in southern Mexico (0.5%) were still low. Overall, Mexico reported a stable situation in 2005.

... and rising cocaine use in South America

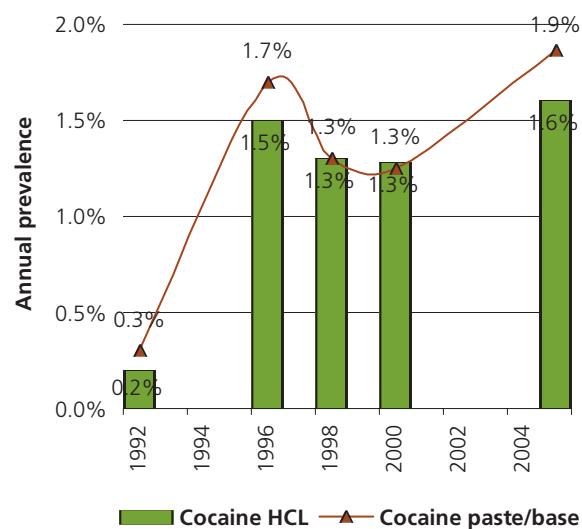
Six countries in South America, including the Caribbean and Central America, reported rising levels of cocaine use and four reported that levels of use were stable.

Survey data from Colombia show that life-time prevalence of cocaine use increased over the 1992-2004 period, from 1.5 per cent in 1992¹¹ to 3.7 per cent in 2004,¹² with indications that the increase took place in the late 1990s. Life-time prevalence of cocaine use among youth, aged 10-24, was more than 5 times higher in 2001 than in 1996. This increase may have been associated with the rapid expansion of coca cultivation in Colombia in the late 1990s. A comparison of annual prevalence estimates derived from these studies, with actual annual prevalence data from the new national survey, suggests that cocaine use prevalence

(including basuco) may have declined over the 2001-2004 period in parallel with the decline of coca cultivation.¹³ Annual prevalence of cocaine use amounted to 0.8 per cent of the population age 18-65 in 2004.

Cocaine use in Bolivia rose over the 2000-2005 period

Fig. 61: Bolivia: annual prevalence of cocaine use (age 12-50), 1992-2005



Source: CELIN, Investigación: Estudio Comparativo Consumo de Alcohol, Tabaco, Cocaína, y otras Drogas en Bolivia, 1992-1996-1998-2000-2005, Bolivia 2005.

after declining in the late 1990s parallel to a decline in domestic coca leaf production. Similarly, the increase in the first years of the new millennium went in parallel with rising levels of coca cultivation and cocaine production.

Increases in cocaine use, from 0.4 per cent (annual prevalence) in 2001 to 0.7 per cent in 2005, have been reported in household surveys conducted in Brazil. School surveys conducted in Brazil pointed to stable cocaine use over the 1997 - 2004 period.¹⁴ At the same time, there are reports of increasing activities of cocaine peddling gangs in the south-eastern states of the country and of the increasing exploitation of Brazil by international organized crime groups as a transit point for cocaine shipments from Colombia, Bolivia and Peru to Europe, often via Africa. This may have led to some increase of local cocaine consumption.

¹⁰ Consejo Nacional Contra las Adicciones (CONADIC), Encuesta Nacional de Adicciones 2002, Mexico 2003.

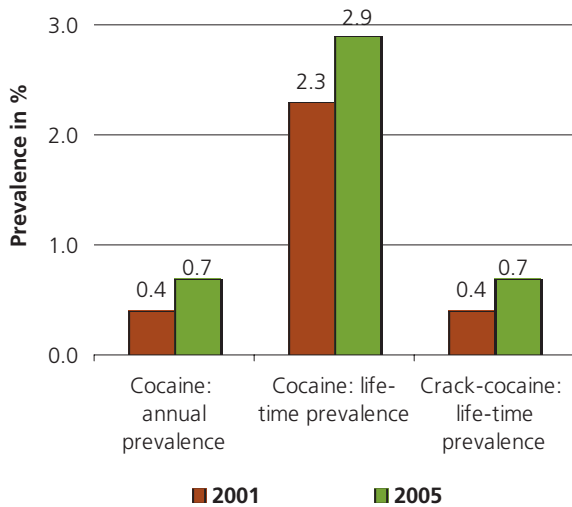
¹¹ Dirección Nacional de Estupefacientes, Estudio Nacional sobre Consumo de Sustancias Psicoactivas 1992.

¹² Dirección Nacional de Estupefacientes, Observatorio de Drogas de Colombia 2005, Acciones y Resultados, Bogotá 2005.

¹³ This type of direct comparison is methodologically problematic and should be treated with caution.

¹⁴ CEBRID, Levantamento Nacional Sobre o Uso de Drogas Psicótropicas entre Estudantes do Ensino Fundamental e Médio da Rede Pública de Ensino nas 27 Capitais Brasileiras, 2004.

Fig. 62: Brazil: annual prevalence of cocaine use in 2001 and 2005



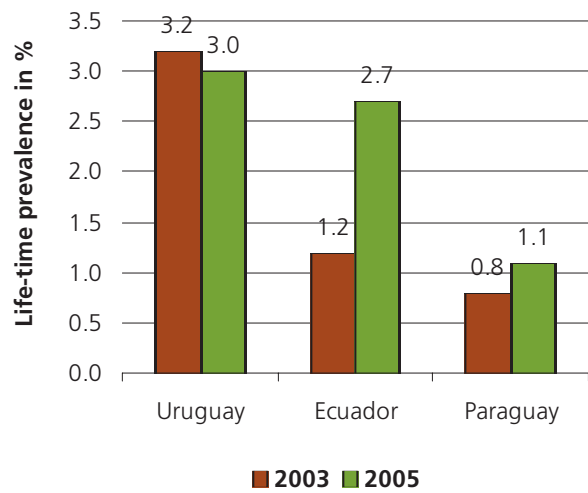
Source: CEBRID, Il Levantamento Domiciliar sobre o Uso de Drogas Psicotrópicas no Basil: Estudo Envolvendo as 108 Maiores Cidades do País, 2005, Sao Paolo 2006 and CEBRID, Il Levantamento Domiciliar sobre o Use de Drogas Psicotrópicas no Basil: Estudo Envolvendo as 107 Maiores Cidades do País, Sao Paolo 2002.

Analysis of the regional distribution of cocaine use in Brazil shows that the South-East and the South are most heavily affected while use in the North-East and North is more moderate.

School surveys conducted in 2003 and 2005/2006 showed strong increases of cocaine use in Ecuador. This may be linked to the rapid increase of cocaine availability as the country is increasingly used as a transshipment zone for Colombian cocaine. Some increases – though less significant - were also found in school surveys conducted in Paraguay. Cocaine use levels in Paraguay remained, nonetheless, low. School surveys conducted in Uruguay suggest that cocaine use – starting from high levels – has stabilized or even declined over the last few years.

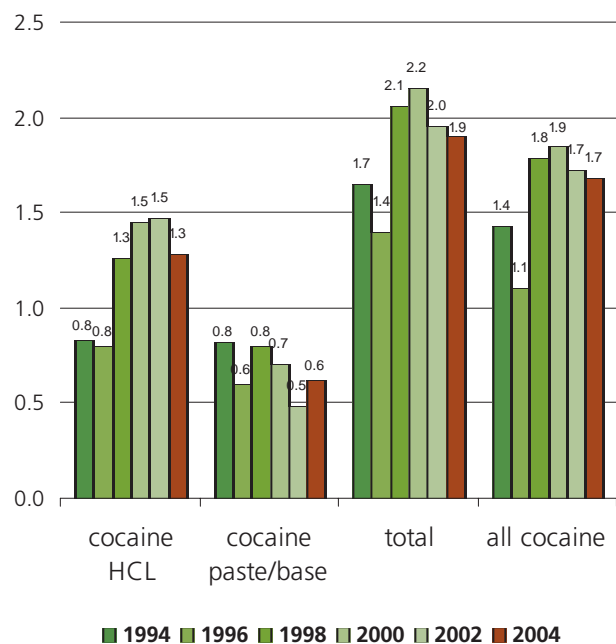
Cocaine use also appears to have stabilized in Chile. Following increases in the 1990s, small declines in overall cocaine use have been reported in annual household surveys over the 2000-2004 period. Annual prevalence of cocaine use among the general population fell from 1.9 per cent in 2000 to 1.7 per cent in 2004. If only cocaine HCL is considered, the decline was from 1.5 per cent in 2000 to 1.3 per cent in 2004. School survey results also reveal a basically stable level of cocaine use over the 2001-2005 period.

Fig. 63: Life-time prevalence of cocaine HCL use among 15-16 year old students in Uruguay, Ecuador and Paraguay



Sources: UNODC and OAS/CICAD (Sistema Subregional de Información e Investigación sobre Drogas en Argentina, Bolivia, Chile, Ecuador, Perú y Uruguay with participation of SEDRONAR, CONACE, CONALTID, CONSEP, DEVIDA and JND), Jóvenes y Drogas en Países Sudamericanos: un Desafío para las Políticas Públicas - Primer Estudio Comparativo sobre Use de Drogas en Población Escolar Secundaria, 2006 and OAS/CICAD, Estudio Comparativo del Consumo de Drogas en Países Americanos – Basado en Encuestas SIDUC a Estudiantes den enseñanza Media, Washington 2003.

Fig. 64: Chile: cocaine use among the general population (age 12-64), 1996-2004



Source: CONACE, Sexto Estudio Nacional de Drogas en Población General de Chile, 2004.

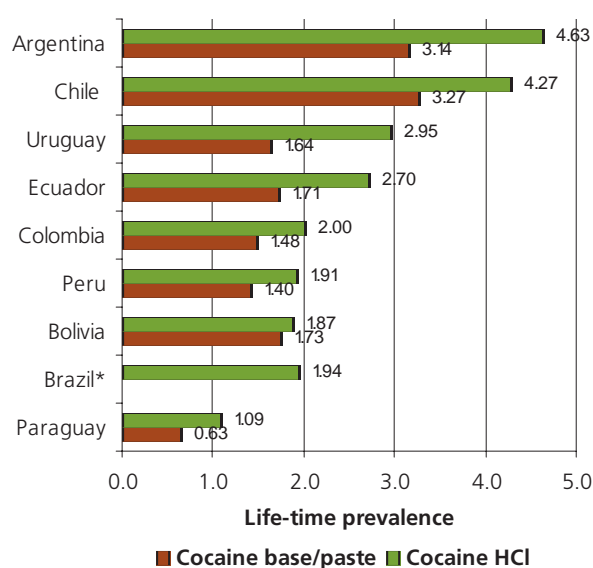
New school survey data for South America show interesting north-south patterns

UNODC participated, together with the national authorities and OAS/CICAD, in the first continent-wide school survey among secondary students in South America. This exercise facilitates direct comparison of the drug use levels among students in different countries across the continent, as well as with the results of school surveys undertaken in North America and Europe. The results¹⁵ have shown rather high levels of cocaine HCl use in Argentina (life-time prevalence of 4.6% among 15-16 year old students) and in Chile (4.3%), followed by Uruguay and Ecuador. The lowest levels were reported by Paraguay (1.1%). Among the three Andean countries, cocaine use levels among secondary students turned out to be very similar (1.9%-2%), with only marginally higher levels reported by Colombia. Levels of

cocaine paste/base consumption are highest in Argentina, Chile and Bolivia.

The results of student surveys, when used for the purposes of ranking, generally track those of general population surveys. However, there do exist important exceptions to this which could indicate an under-reporting in some of the household surveys.¹⁶ Also, in this particular case, the proportion of youths attending schools differs significantly among South American countries. This means that, for some countries, drug use levels among young people in schools may not necessarily be representative of drug use levels among youth in general. Data seem to indicate that the richest countries in South America are faced with the highest levels of cocaine use among students. One possible explanation could be that the proportion of street children is larger in less developed countries. Because these children can fall outside school based surveys it could lead to an under-representation of the youth substance abuse problem in school surveys.

Fig. 65: Life-time prevalence of cocaine use among high-school students in South America, age 15-16, 2004-2006



* Cocaine HCl and cocaine

Source: UNODC and CICAD (Sistema Subregional de Información e Investigación sobre Drogas en Argentina, Bolivia, Chile, Ecuador, Perú y Uruguay with participation of SEDRONAR, CONACE, CONALTID, CONSEP, DEVIDA and JND), Jóvenes y Drogas en Países Sudamericanos: un Desafío para las Políticas Públicas - Primer Estudio Comparativo sobre Use de Drogas en Población Escolar Secundaria, 2006.

a/ results sorted by use of cocaine HCl;

Cocaine use levels in South America could be higher than in Central America ...

The new results for South America suggest that cocaine use levels could be higher than in Central America. If the data of the individual South American countries are aggregated, the average life-time use of cocaine HCl use among 15-16 year olds amounts to 2.6 per cent (unweighted).

Previous comparative school surveys, undertaken under the auspices of OAS/CICAD in Central America in 2001/02 found an (unweighted) average life-time prevalence rate among 15-16 year old students of 1.5 per cent. Only Guatemala reported above average cocaine use levels (2.3%).¹⁷ The perception of lower levels of cocaine use in Central America could, however, be misleading as one cannot exclude the possibility that cocaine use increased substantially over the last few years in this region.

This might also apply to Venezuela, one of the few South American countries that did not participate in the latest UNODC/OAS/CICAD surveys. Venezuela used to have very low levels of cocaine use among students in 2001/02 (life-time prevalence of 0.4% among 15-16

¹⁵ Only the life-time prevalence rate among 15-16 year old students is discussed here because it forms the best internationally comparable data set. This data set is least biased given differences in school systems across countries.

¹⁶ This is notably the case for Argentina, which reports both, one of the lowest cocaine use levels in its general population household survey (0.3% in 2004), and the highest level cocaine use among secondary school students. In the 1999 general population household survey, Argentina reported the highest level of cocaine use in South America. Another case is Uruguay which also has a high prevalence rate of cocaine use among students, but reports low cocaine use levels among the general population.

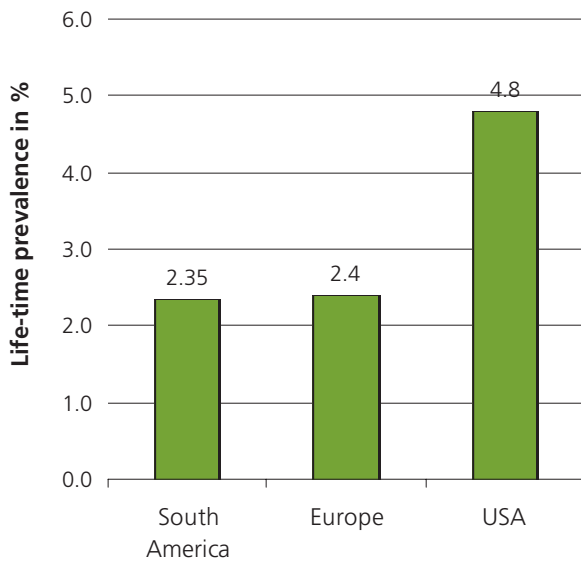
¹⁷ OAS/CICAD, Estudio Comparativo del Consumo de Drogas en Países Americanos – Basado en Encuestas SIDUC a Estudiantes den enseñanza Media, Washington 2003.

year old students).¹⁸ There is a high probability, however, that cocaine use may have increased substantially over the last few years.

.. and new South American school surveys show levels similar to Europe, though lower than North America

If the data of the individual South American countries are aggregated and weighted by the size of the youth population of each country¹⁹, the average life-time prevalence of cocaine HCl use among 15-16 year olds amounts to 2.35 per cent in South America. This compares with cocaine use levels of 4.8 per cent reported among the same age group (10th graders) in the USA.

Fig. 66: Life-time prevalence of cocaine HCl use among 15-16 year old students in South America (2004-06), Europe (2003-04), and the USA (2006)



Sources: UNODC and CICAD (Sistema Subregional de Información e Investigación sobre Drogas en Argentina, Bolivia, Chile, Ecuador, Perú y Uruguay with participation of SEDRONAR, CONACE, CONALTID, CONSEP, DEVIDA and JND), Jóvenes y Drogas en Países Sudamericanos: un Desafío para las Políticas Públicas - Primer Estudio Comparativo sobre Use de Drogas en Población Escolar Secundaria, 2006, Council of Europe, The ESPAD Report 2003 – Alcohol and Other Drug Use among Students in 35 European Countries), Stockholm 2004 and UNODC, Annual Reports Questionnaire for Spain, 2005) and NIDA, Monitoring the Future.

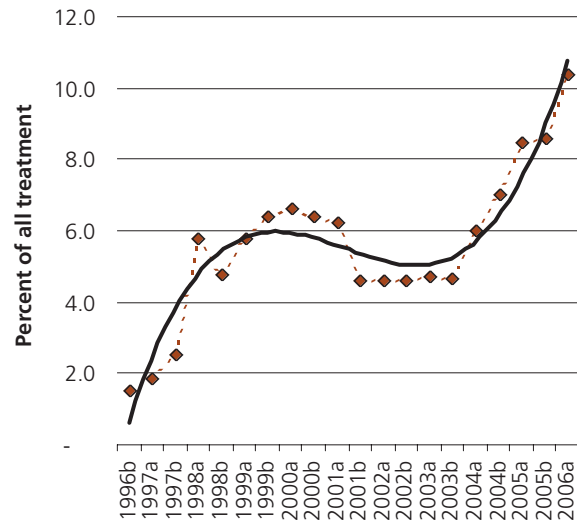
¹⁸ OAS/CICAD, Estudio Comparativo del Consumo de Drogas en Países Americanos – Basado en Encuestas SIDUC a Estudiantes den enseñanza Media, Washington 2003.

¹⁹ The weighting was done based on the size of the population age 15-19 in each country.

²⁰ These calculations are based on the 35 countries participating in the ESPAD School surveys in 2003 as well as Spain. The weighting was done based on the size of the population age 15-19 in each country. (Sources: Council of Europe, The ESPAD Report 2003 – Alcohol and Other Drug Use among Students in 35 European Countries), Stockholm 2004 and UNODC, Annual Reports Questionnaire for Spain, 2005).

²¹ Cape Town, Gauteng (which includes the capital Pretoria and Johannesburg), Durban, Port Elisabeth, East London and Mpulanga (the province bordering Swaziland and Mozambique)

Fig. 67: South Africa: cocaine as primary drug of abuse in treatment demand*



* unweighted average of treatment (incl. alcohol) in 6 provinces.

Source: SACENDU, Research Brief, Vol. 9 (2), 2006.

Cocaine use thus remains twice as high among students in the USA. Cocaine use levels among students in South America are close to those found in Europe. Europe has an unweighted average of life-time cocaine use among 15-16 year old students of 1.8 per cent (average of 35 countries) and a weighted average²⁰ of 2.4 per cent.

Cocaine use continues to show an upward trend in Africa ...

The increasing use of African countries for cocaine transshipment could be contributing to rising levels of cocaine use. In 2005, ten African countries reported an increase in cocaine use, up from 8 and 7 in 2004 and 2003 respectively. The number of African countries reporting stable cocaine markets remained unchanged in 2004 and 2005 (9 countries). Not a single African country reported a decline of cocaine use in 2004 or in 2005.

The best documented increases of cocaine abuse are found in South Africa, where the South African Community Epidemiology Network on Drug Use (SACENDU) has been collecting data for the last 10

years. Data from treatment centers in six locations²¹ indicate that cocaine abuse is increasing rapidly across the country. Cocaine related treatment demand as a percentage of all treatment including alcohol - expressed as an unweighted average of the six sites - rose from less than 2 per cent in 1996 to more than 10 per cent in 2006.

The highest proportions related to cocaine abuse over the first two quarters of 2006 (excluding alcohol) were reported for people in treatment in Port Elisabeth (36%) and in East London (28%), followed by Gauteng (21%). Cape Town was the first city to develop a cocaine epidemic in South Africa in the 1990s. In this city, however, methamphetamine has largely replaced cocaine as the drug of choice in recent years so that cocaine now accounts for 9 per cent of treatment demand. Data for the third and fourth quarters of 2006 show that the overall upward trend for cocaine continued.

... a clear upward trend in Europe ...

The most alarming trend with regard to cocaine has been its rapid rise in Europe over the last few years. For the year 2005, 16 countries reported rising levels of cocaine use, 24 a stabilization and only four countries reported a decline.

The highest prevalence rates of cocaine use in Europe are found in Spain, which has long been the main entry point of cocaine into Europe. More than one fifth of all European cocaine users are in Spain, where cocaine is the second most widely consumed drug after cannabis. Despite large-scale prevention efforts and a very active law enforcement sector, cocaine use doubled among the general population (age 15-64) from 1.6% in 1999 to 3.0% in 2005.²² Cocaine use levels in Spain are more than twice the West European average (1.2%) and four times the overall European average (0.75%). For the first time cocaine use levels exceed those reported from the USA.

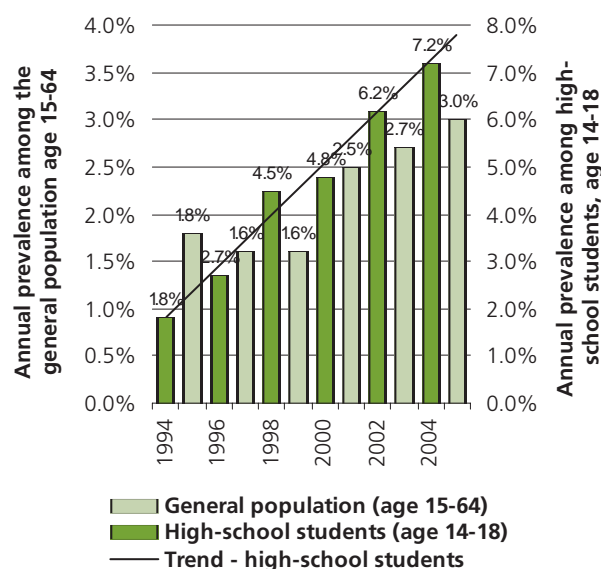
Estimates of cocaine related problem drug use in Spain remain lower than those reported from the USA (1.4% of the population age 15-64)²³ but they are showing upward trends: 0.2 per cent in 1999, 0.5 per cent in 2002²⁴ and it is very likely that the rates have continued

rising since. School surveys conducted in Spain have already shown slightly higher use levels since 2002, and they continue to show upward trends.

In parallel, cocaine related treatment demand is increasing. It accounted for 40.5 per cent of all treatment demand in Spain in 2004 – by far the highest such proportion in Europe – up from 25.4 per cent in 2002. In contrast to the rest of Europe, cocaine related treatment in Spain is now only slightly less than opiate related treatment (44.5% in 2004). In absolute numbers, cocaine related treatment demand doubled, from 11,900 in 2002 to 21,400 in 2004.²⁵ In Catalonia and in Valencia, cocaine related treatment already exceeds heroin related treatment²⁶ which is unique for Europe.

Cocaine use has also increased in the United Kingdom which has Europe's second highest cocaine prevalence rates. In absolute numbers, estimates suggest that the UK's cocaine market (some 910,000 people) is even marginally larger than the market in Spain (some 890,000 people). Annual prevalence rates of cocaine use increased – according to British Crime survey data –

Fig. 68: Annual prevalence of cocaine use in Spain among the general population and among high-school students, 1994-2005



Source: Ministerio de Sanidad y Consumo, Plan Nacional Sobre Drogas

²² UNODC, Annual Reports Questionnaire Data.

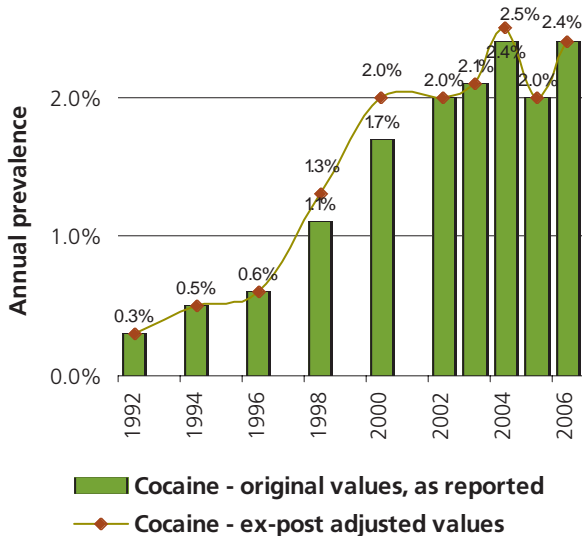
²³ ONDCP, 2003 National Drug Control Strategy, Data Supplement.

²⁴ EMCDDA – Reitox National Focal Point 'Spain', 2005 National Report to the EMCDDA - New Development, Trends and in-depth Information on Selected Issues, Madrid 2006.

²⁵ UNODC, Annual Reports Questionnaire Data.

²⁶ EMCDDA – Reitox National Focal Point 'Spain', 2005 National Report to the EMCDDA - New Development, Trends and in-depth Information on Selected Issues, Madrid 2006.

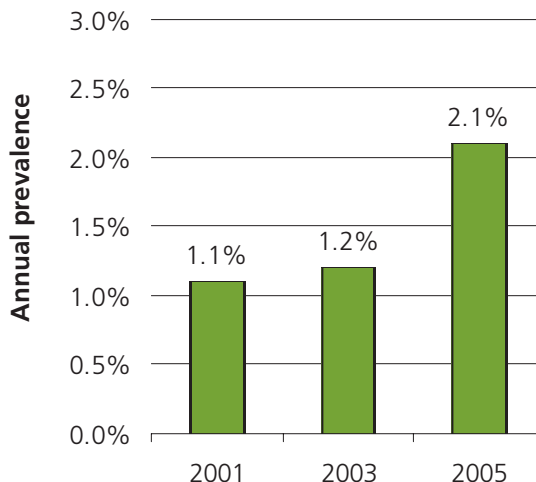
Fig. 69: England & Wales: annual prevalence of cocaine use among the general population (age 16-59)



Source: UK Home Office, British Crime Survey, 2005/06 and previous years.

four-fold over the last decade, from 0.6% in 1996 to 2.4% of the population age 16-59 in 2006.²⁷ Most of the increase, however, took place in the second half of the 1990s. The highest cocaine use levels are reported from London (4.1%) and the lowest from Wales (1.6%) and Yorkshire (1.8%).²⁸ Scotland – which is not included in the survey mentioned above – had a lower prevalence rate (1.5% in 2004) as did Northern Ireland

Fig. 71: Italy: annual prevalence among the general population*



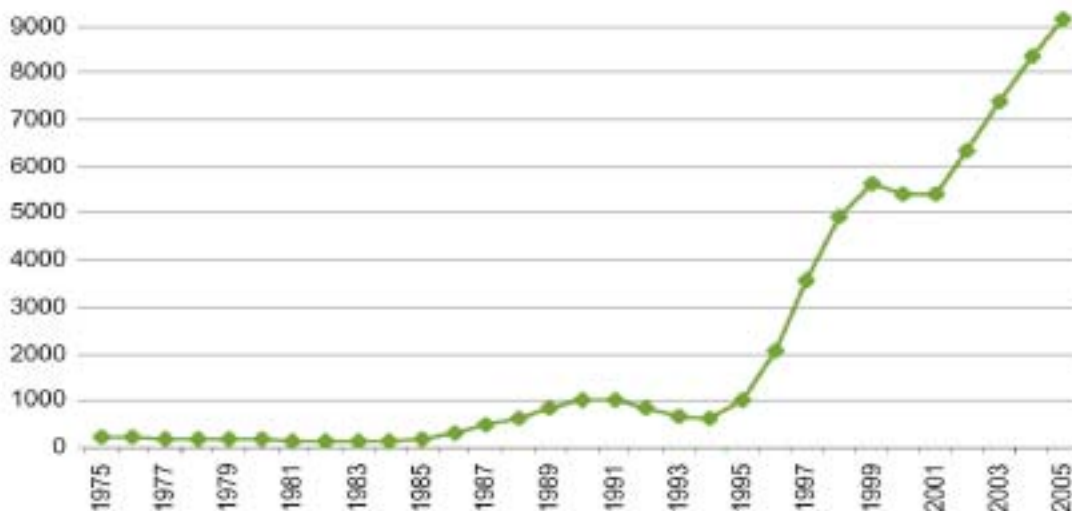
* 2001: age group: 15-45; 2003: age group 15-54; 2005 age group: 15-64

Source: UNODC, Annual Reports Questionnaire Data.

(1.1% in 2004). If these data are aggregated, the annual cocaine prevalence rate for the United Kingdom amounts to 2.3 per cent of the population age 16-59. Cocaine is now the second most widely used illegal drug in the UK after cannabis.

Italy is the third largest cocaine market in Europe. The country has seen some of the strongest increases of

Fig. 70: Incidence of cocaine use in Italy, 1975-2005



Source: Istitute de Fisiologia Clinica, Concisglio Nazionale delle Ricerche.

²⁷ The survey was conducted over the period April 2005 to March 2006.

²⁸ Home Office, Home Office Statistical Bulletin, Drug Misuse Declared: findings from the 2005/06 British Crime Survey, October 2006.

cocaine use in recent years, with the annual prevalence of cocaine use rising from 1.1% in 2001 to 2.1% of the general population in 2005. Cocaine is the second most widely used drug among the general population after cannabis.

The incidence of cocaine use (i.e. the number of persons using it for the first time) increased from levels around 1,000 persons/year in the first half of the 1990s to 9000 persons in 2005. The increase of cocaine use in Italy went hand in hand with strongly falling cocaine prices –a clear indication that a rise in trafficking of cocaine into Italy played a role in the expansion of the market. The involvement of organized crime in Naples (known as the ‘Camorra’ or ‘the system’), is thought to have actively worked towards the expansion of the cocaine market in Italy, thus offsetting the prevention efforts undertaken by the authorities. With some 800,000 persons, Italy accounts for almost a fifth of the total European cocaine market. Cocaine abuse is particularly widespread in north-western Italy (Lombardia) as well as in the central provinces along the coast from Naples to Genova.

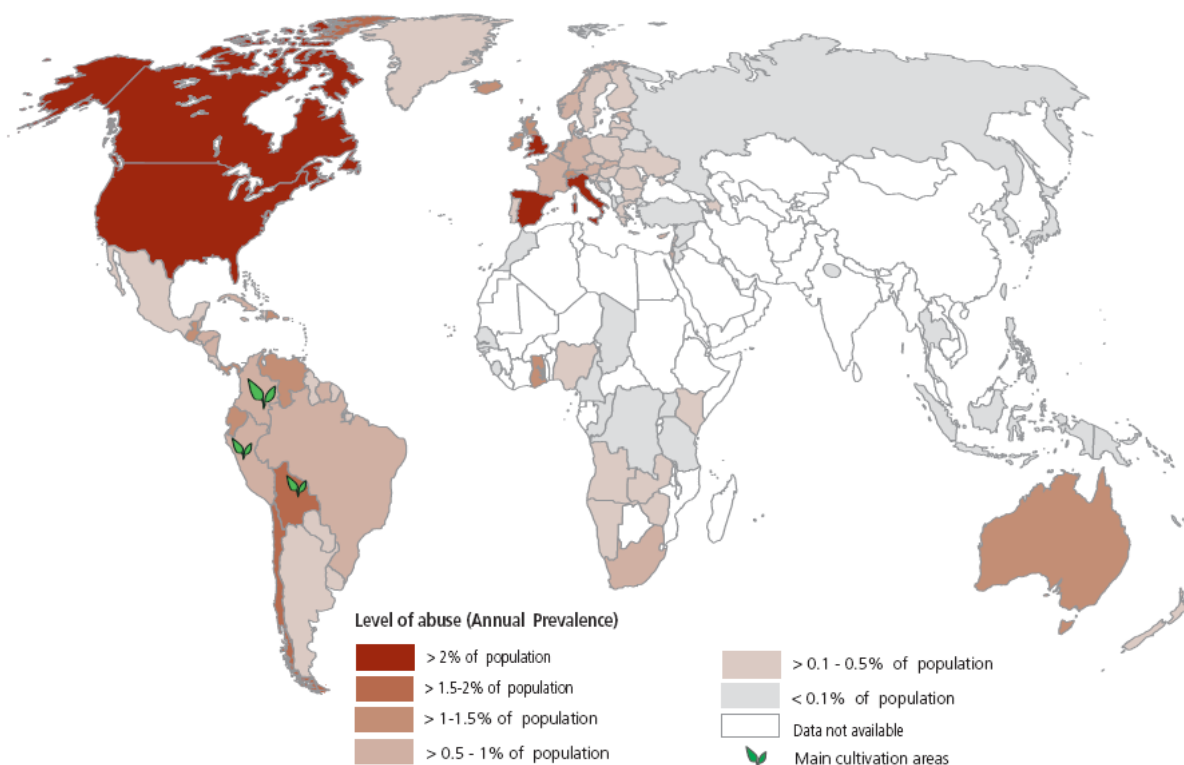
No new prevalence data is available from Germany, the fourth largest cocaine market in Europe (approximately 240,000 persons). According to the last household survey, conducted in 2003, the prevalence rate was 1% of the population age 18-59. Cocaine is the second most widespread drug among the general population after cannabis. The German authorities, in contrast to many other European countries, perceived cocaine consumption levels to have remained stable over the last few years following strong growth rates in the 1990s (starting from 0.2% in 1990).

Clear increases in cocaine use - though starting from far lower levels - have been also reported by France, Europe’s fifth largest cocaine market (some 240,000 people). Between 2000 and 2005, the annual prevalence of cocaine use tripled from 0.2% to 0.6% of the population age 15-64.

... and a clear persistent East-West divide in Europe

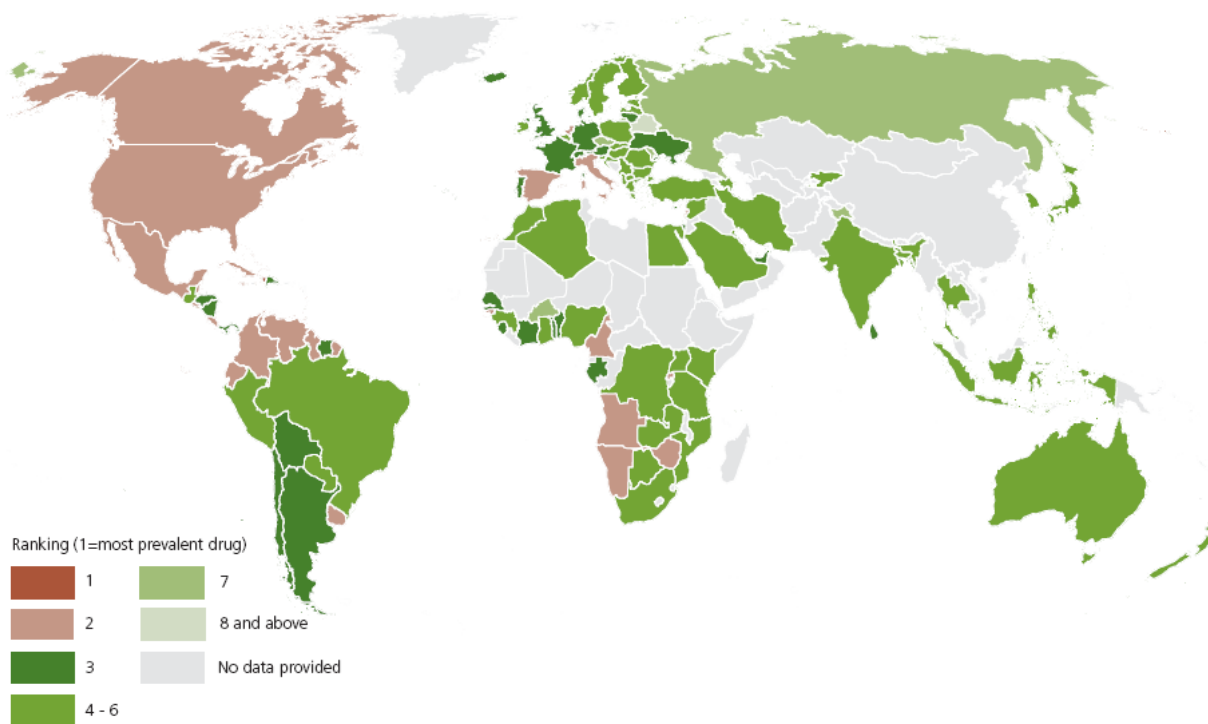
In terms of cocaine use among the general population, there is still a strong east-west divide in Europe. Ninety-five per cent of all cocaine users are found in the countries of Western Europe (EU-15 and EFTA countries).

Map 12: Abuse of cocaine 2005 - 2006 (or latest year available)



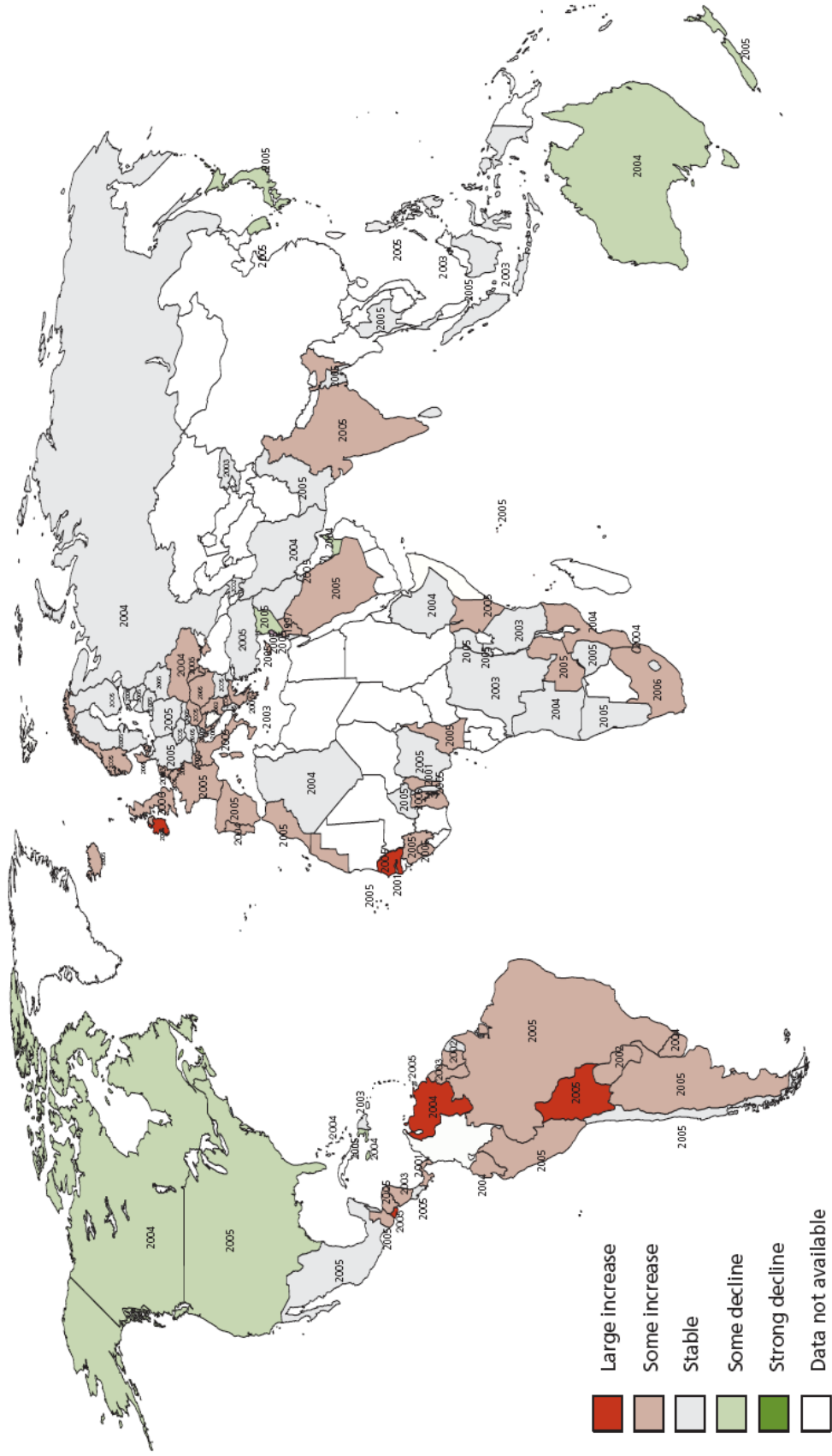
Source: UNODC Annual Reports Questionnaires data, National Household Surveys submitted to UNODC, United States Department of State (Bureau for International Narcotics and Law Enforcement Affairs) International Narcotics Control Strategy Report; law enforcement reports, reports from epidemiological networks, UNODC Global Assessment Programme on Drug Abuse (GAP)

Map 13: Ranking of cocaine in order of prevalence, 2004 - 2006



Source: UNODC Annual Reports Questionnaires data/DELTA; Government Reports, US Department of State; European Monitoring Centre for Drugs and Drug Addiction (EMCDDA); Drug Abuse Information Network for Asia and the Pacific (DAINAP); UNODC Global Assessment Programme on Drug Abuse (GAP), Inter-American Drug Abuse Control Commission (CICAD)

Map 14: Changes in the use of cocaine, 2005 (or latest year available)



Source: UNODC Annual Reports Questionnaires data, National Household Surveys submitted to UNODC, United States Department of State (Bureau for International Narcotics and Law Enforcement Affairs) International Narcotics Control Strategy Report; law enforcement reports, reports from epidemiological networks, UNODC Global Assessment Programme on Drug Abuse (GAP)