

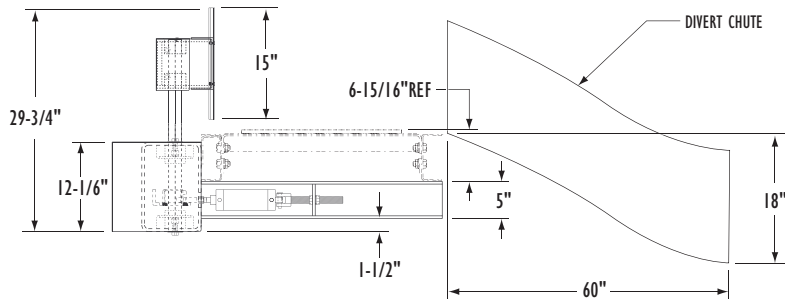
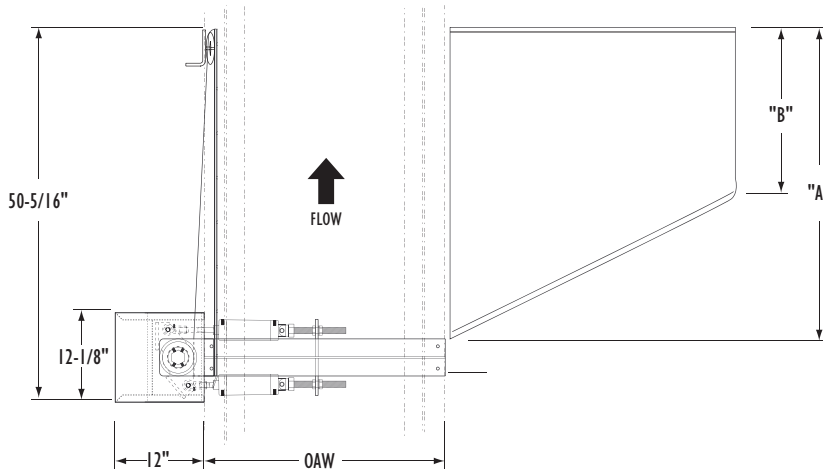

Conveyor Accessories



ProSort 60 Pivoting Divert Sorter

The ProSort 60 is a precisely timed flat faced, pivot arm diverter for use with the Model SB belt conveyor to deflect cartons across the conveyor belt. Its unique cylinder arrangement allows it to divert cartons at very high rates across the conveyor belt onto the divert chute.

- Right hand or left hand diverts available
- Up to 60 cartons per minute



• Right Hand Divert Shown

CHUTE SIZE CHART				
OAW	18"	24"	30"	36"
"A"	42"	48"	54"	60"
"B"	15"	15"	15"	15"
	18"	18"	18"	18"
	21"	21"	21"	21"
	24"	24"	24"	24"
	27"	27"	27"	27"
	30"	30"	30"	30"
33"	33"	33"	33"	
36"	36"	36"	36"	

Application Note: The ProSort 60 is specifically designed to be used with the Model SB belt conveyor fitted with following options: tan glidetop belt, variable speed drive, 2-1/4 in. infeed tail pulley, shaft encoder, heavy duty drive and high speed bearings (contact factory). The recommended belt speed is 300 FPM with a minimum of 5 feet from leading edge to leading edge of cartons. The maximum carton length is 36 in.

• Standard Specifications

- PAINT**—Powder painted black only with yellow guards.
- DIVERT ARM**—Painted steel channel with 48 in. long x 15 in. wide x 3/16 in. thick aluminum face.
- CAPACITY**—1 lb. minimum carton weight, 50 lb. maximum carton weight, 36 in. maximum carton length, 1 in. minimum carton height (see optional air assist feature for sorting light weight or bagged items).
- CYCLE RATE**—Up to 60 cycles per minute.
- RIGHT HAND OR LEFT HAND DIVERTS**—Please specify.
- AIR VALVE**—120 volt AC single solenoid air valve.

- AIR FILTER, REGULATOR**—Supplied with safety shut off valve, 1/2 inch NPT inlet port.
- AIR CYLINDER**—Two 2-1/2 in. bore x 4 in. stroke.
- AIR REQUIREMENTS**—80 P.S.I. working pressure, free air consumption at 80 psi—0.14 cubic feet per cycle. Note: Include safety factor when calculating compressor size. (1-1/4 in. minimum air supply line recommended).

CONVEYOR ACCESSORIES

• Optional Equipment

- AIR VALVE**—24 volt DC single solenoid valve.
- AIR ASSIST FEATURE**—Blows air from bottom of pivot arm to assist in sorting a variety of bagged items and mail order packages.
- CHUTE**—12 ga. steel construction, powder painted on outside surfaces (black only), unpainted on inside surfaces, 9 in. high side guards (Please specify proper size and elevation, see size chart for available sizes).

